



The Daily

Statistics Canada

Monday, July 4, 2005

Released at 8:30 a.m. Eastern time

Releases

Social Policy Simulation Database and Model	2
Steel primary forms, weekly data, week ending June 25, 2005	2
Electric power statistics, April 2005	2
Coal and coke statistics, April 2005	2

New products

3

Index: June 2005



Social Policy Simulation Database and Model

The *Social Policy Simulation Database and Model*, Version 10.2 based on 1998 microdata, is now available. The most recent Social Policy Simulation Database and Model (SPSD/M) can be used to study the impacts of changes to federal and provincial tax and benefit programs on families and governments from 1988 through 2009.

The SPSD/M is a static microsimulation model. It is comprised of a database, a series of tax/transfer algorithms and models, analytical software and user documentation. The SPSD/M has been produced as an occasional product starting in 1985. It has been in wide use by policy analysts in Canada studying virtually every change to the tax and transfer system since that time.

The SPSD/M is designed to analyze the financial interactions of governments and individuals/families in Canada. It allows estimation of the income redistributive effects or cost implications of changes in the personal taxation and cash transfer system. The SPSD/M assists researchers examining the potential impacts of changes in taxes, earnings, demographic trends, and a wide range of other factors.

The SPSD/M allows users to answer "what-if" types of questions. What if there were changes to the taxes Canadians paid or transfers they received — who would gain and who would lose? Would single parent households in a particular province be better off? By how much? How much extra money would federal or provincial governments collect or pay out?

The *Social Policy Simulation Database and Model*, version 10.2, is available on CD-ROM (89F0002XCB, various prices). To order a copy, contact Dominique Paré-Champoux (613-951-1782; dominique.pare-champoux@statcan.ca).

For more information, or to enquire about the concepts, methods or data quality of this release, contact Brian Murphy (613-951-3769; spsdm@statcan.ca), Socio-Economic Analysis and Modeling Division. ■

Steel primary forms, weekly data

Week ending June 25, 2005 (preliminary)

Steel primary forms production for the week ending June 25 totalled 261 773 metric tonnes, down 17.1%

from 315 725 tonnes a week earlier and down 9.6% from 289 689 tonnes in the same week of 2004.

The year-to-date total as of June 25 was 7 703 269 tonnes, down 1.7% from 7 836 970 tonnes in the same period of 2004.

Definitions, data sources and methods: survey number 2131.

For more information, or to enquire about the concepts, methods or data quality of this release, contact the dissemination officer (1-866-873-8789; 613-951-9497; manufact@statcan.ca), Manufacturing, Construction and Energy Division. ■

Electric power statistics

April 2005

Data on electric power are now available for April.

Available on CANSIM: table 127-0001.

Definitions, data sources and methods: survey number 2151.

For more information, or to enquire about the concepts, methods or data quality of this release, contact the dissemination officer (1-866-873-8789; 613-951-9497; energ@statcan.ca), Manufacturing, Construction and Energy Division. ■

Coal and coke statistics

April 2005

Data on coal and coke are now available for April.

Available on CANSIM: table 303-0016.

Definitions, data sources and methods: survey numbers, including related surveys, 2003 and 2147.

For more information, or to enquire about the concepts, methods or data quality of this release, contact the dissemination officer (1-866-873-8789; 613-951-9497; energ@statcan.ca), Manufacturing, Construction and Energy Division. ■

New products

Social Policy Simulation Database and Model
Catalogue number 89F0002XCB
(various prices).

All prices are in Canadian dollars and exclude sales tax. Additional shipping charges apply for delivery outside Canada.

Catalogue numbers with an -XWE, -XIB or an -XIE extension are Internet versions; those with -XMB or -XME are microfiche; -XPB or -XPE are paper versions; -XDB or -XDE are electronic versions on diskette and -XCB or -XCE are electronic versions on compact disc.

How to order products

To order by phone, please refer to:

- The title
- The catalogue number
- The volume number
- The issue number
- Your credit card number.


From Canada and the United States, call: **1-800-267-6677**
From other countries, call: **1-613-951-7277**
To fax your order, call: **1-877-287-4369**
For address changes or account inquiries, call: **1-800-700-1033**

To order by mail, write to: Statistics Canada, Circulation Management, Dissemination Division, Ottawa, K1A 0T6.
Include a cheque or money order payable to **Receiver General of Canada/Publications**. Canadian customers add 7% GST and applicable PST.

To order by Internet, write to: infostats@statcan.ca or download an electronic version by accessing Statistics Canada's website (www.statcan.ca). From the *Our products and services* page, under *Browse our Internet publications*, choose *For sale*.

Authorized agents and bookstores also carry Statistics Canada's catalogued publications.

Catalogue 11-001-XIE (Parcels 11-001-XIE01-001-001)



Statistics Canada

Thursday, June 3, 1997
For release at 9:30 a.m.



MAJOR RELEASES

- **Urban transit, 1995** 2
Change the emphasis on taking urban transit, Canadians are using it less and less. In 1995, each Canadian took an average of about 40 trips on some form of urban transit, the lowest level in the past 25 years.
- **Productivity, hourly compensation and unit labour cost, 1995** 4
Growth in productivity among Canadian businesses was noticeably weak again in 1995, accompanied by sluggish gains in employment and slow moderate growth during the year.

OTHER RELEASES

- **Help-wanted index, May 1997** 3
- **Short-term Expectations Survey** 3
- **Steel primary forms, week ending May 31, 1997** 12
- **Egg production, April 1997** 12

PUBLICATIONS RELEASED 11

Statistics Canada's official release bulletin

Catalogue 11-001-XIE.

Published each working day by the Communications Division, Statistics Canada, 10-H, R.H. Coats Bldg., Tunney's Pasture, Ottawa, Ontario K1A 0T6.

To access *The Daily* on the Internet, visit our site at <http://www.statcan.ca>. To receive *The Daily* each morning by e-mail, send an e-mail message to listproc@statcan.ca. Leave the subject line blank. In the body of the message, type "subscribe daily firstname lastname".

Published by authority of the Minister responsible for Statistics Canada. © Minister of Industry, 2004. Citation in newsprint, magazine, radio, and television reporting is permitted subject to the requirement that Statistics Canada is acknowledged as the source. Any other reproduction is permitted subject to the requirement that Statistics Canada is acknowledged as the source on all copies as follows: Statistics Canada, *The Daily*, catalogue 11-001-XIE, along with date and page references.



The Daily

Statistics Canada

Index June 2005

Subject	Reference period	Release date
Agriculture value added account	2004	June 15, 2005
Air fare	2002	June 20, 2005
Aircraft movement statistics	May 2005	June 17, 2005
Aircraft movement statistics: Major airports	February 2005	June 2, 2005
Aircraft movement statistics: Small airports	January 2005	June 9, 2005
Airport activity	2004	June 14, 2005
Asphalt roofing	April 2005	June 3, 2005
Balance sheet of the agricultural sector at December 31	2004	June 15, 2005
British Columbia Aboriginal Labour Force Survey	April 2005 to April 2005	June 3, 2005
Building permits	April 2005	June 6, 2005
Canada Food Stats		June 24, 2005
Canada's Aboriginal population in 2017		June 28, 2005
Canada's international investment position	First quarter 2005	June 22, 2005
Canada's international transactions in securities	April 2005	June 16, 2005
Canadian international merchandise trade	April 2005	June 10, 2005
Canadian Social Trends	Summer 2005	June 7, 2005
Capital expenditures by type of asset	2003	June 20, 2005
Cement	April 2005	June 10, 2005
Cereals and oilseeds review	April 2005	June 23, 2005
Coal and coke statistics	March 2005	June 1, 2005
Commercial Software Price Index	April 2005	June 10, 2005
Computer and peripherals price indexes	April 2005	June 30, 2005
Construction type plywood	March 2005	June 3, 2005
	April 2005	June 27, 2005
Construction Union Wage Rate Index	May 2005	June 16, 2005
Consumer Price Index	May 2005	June 24, 2005
Crude oil and natural gas	April 2005	June 29, 2005



Statistics
Canada

Statistique
Canada

Canada

Index: June 2005

Subject	Reference period	Release date
Crude oil and natural gas production	April 2005	June 22, 2005
Crushing statistics	May 2005	June 23, 2005
Current economic conditions	June 2005	June 27, 2005
Dairy statistics	April 2005	June 14, 2005
Deliveries of major grains	May 2005	June 23, 2005
Demographic statistics	April 1, 2005	June 29, 2005
Domestic sales of refined petroleum products	April 2005	June 2, 2005
Domestic travel	Fourth quarter 2004 and annual 2004	June 1, 2005
Education Matters		June 29, 2005
Electric power statistics	March 2005	June 1, 2005
Employer pension plans (trusteed pension funds)	Fourth quarter 2004	June 22, 2005
Employment Insurance	April 2005	June 28, 2005
Employment Insurance Coverage Survey	2004	June 22, 2005
Estimates of principal field crops	2005	June 23, 2005
Export and import price indexes	April 2005	June 10, 2005
Extraction System of Agricultural Statistics CD-ROM	2005	June 30, 2005
Farm business cash flows	2004	June 15, 2005
Farm Input Price Index	2004	June 2, 2005
Farm Product Price Index	April 2005	June 22, 2005
Farm product prices	April 2005	June 7, 2005
Financial performance indicators for Canadian business	2003	June 8, 2005
Flows and stocks of fixed residential capital	2004	June 13, 2005
Foreign control in the Canadian economy	2003	June 20, 2005
For-hire motor carriers of freight, top carriers	First quarter 2005	June 14, 2005
Fruit and vegetable production	Spring 2005	June 10, 2005
Government finance: Revenue, expenditure and surplus	2004/2005	June 16, 2005
Gross domestic product by industry	April 2005	June 30, 2005
Health Reports: Deaths involving firearms	2002	June 28, 2005
Industrial capacity utilization rates	First quarter 2005	June 9, 2005
Industrial chemicals and synthetic resins	April 2005	June 15, 2005
Industrial product and raw materials price indexes	May 2005	June 30, 2005
Innovation Analysis Bulletin	June 2005	June 20, 2005
International trade in culture goods: Releases recalled	2003 and 2004	June 21, 2005

Index: June 2005

Subject	Reference period	Release date
Investment in non-residential building construction	First quarter 2005	June 20, 2005
Labour Force Survey	May 2005	June 10, 2005
Labour Force Survey: Western Canada's off-reserve Aboriginal population	April 2004 to March 2005	June 13, 2005
Labour productivity, hourly compensation and unit labour cost	First quarter 2005	June 9, 2005
Large urban transit	April 2005	June 21, 2005
Leading indicators	May 2005	June 22, 2005
Longitudinal Administrative Databank	1982 to 2003	June 28, 2005
Mineral wool including fibrous glass insulation	April 2005	June 1, 2005
	April 2005	June 29, 2005
Monthly Survey of Large Retailers	April 2005	June 17, 2005
Monthly Survey of Manufacturing	April 2005	June 14, 2005
Movie theatres and drive-ins	2003/04	June 28, 2005
National balance sheet accounts	First quarter 2005	June 24, 2005
National tourism indicators	First quarter 2005	June 29, 2005
Natural gas sales	April 2005	June 24, 2005
Natural gas transportation and distribution	January 2005	June 3, 2005
New Housing Price Index	April 2005	June 9, 2005
New motor vehicle sales	April 2005	June 15, 2005
Particleboard, oriented strandboard and fibreboard	April 2005	June 20, 2005
Payroll employment, earnings and hours	April 2005	June 23, 2005
Periodical publishing	2003	June 8, 2005
Perspectives on Labour and Income	Summer 2005	June 20, 2005
Placement of hatchery chicks and turkey poults	May 2005	June 24, 2005
Port activity	First quarter 2004	June 8, 2005
Primary iron and steel	April 2005	June 14, 2005
Production and disposition of tobacco products	May 2005	June 21, 2005
Production of eggs and poultry	April 2005	June 8, 2005
Railway carloadings	April 2005	June 30, 2005
Readmission to Saskatchewan correctional services among Aboriginal and non-Aboriginal adults	1999/2000 to 2003/2004	June 3, 2005
Refined petroleum products	January 2005	June 9, 2005
	April 2005	June 15, 2005
	February 2005	June 27, 2005
Research Data Centres: Information and Technical Bulletin		June 23, 2005
Residential construction investment	First quarter 2005	June 1, 2005
Restaurants, caterers and taverns	April 2005	June 28, 2005
Retail trade	April 2005	June 21, 2005
Rich Site Summary feeds		June 6, 2005

Index: June 2005

Subject	Reference period	Release date
Salaries and salary scales of full-time teaching staff at Canadian universities: Final report	2003/04	June 27, 2005
Salary and salary scales of full-time teaching staff at Canadian universities	2004/05	June 9, 2005
Sawmills and planing mills	March 2005 April 2005	June 2, 2005 June 27, 2005
Scheduled air passenger origin and destination: Canada-United States	2002	June 14, 2005
Shelters for abused women	2003/04	June 15, 2005
Small area retail trade estimates	2002	June 27, 2005
Spending on industrial research and development	2001 to 2005	June 30, 2005
Spending Patterns in Canada	2003	June 17, 2005
Statistics Canada halts publication of Infomat		June 28, 2005
Steel pipe and tubing	April 2005	June 16, 2005
Steel primary forms, weekly data	Week ending May 28, 2005 Week ending June 4, 2005 Week ending June 11, 2005 Week ending June 18, 2005	June 3, 2005 June 10, 2005 June 17, 2005 June 24, 2005
Steel wire and specified wire products	April 2005	June 16, 2005
Stocks of frozen and chilled meats	June 2005	June 30, 2005
Stocks of frozen poultry meat	June 1, 2005	June 17, 2005
Study: Aboriginal people living in metropolitan areas	2001	June 23, 2005
Study: Canada's trade and investment with China	2004	June 16, 2005
Study: Does inflation vary with income?	1992 to 2004	June 17, 2005
Study: Exploring crime patterns in Canada	1962 to 2003	June 29, 2005
Study: How Canada compares in the G8	1990 to 2004	June 21, 2005
Study: Impact of foreign ownership on head office employment in manufacturing	1973 to 1999	June 8, 2005
Study: Impact of trade liberalization on Canadian manufacturing firms		June 22, 2005
Study: Initial destinations and redistribution of major immigrant groups in Canada	1976 to 2000	June 29, 2005
Study: Mature singles who don't expect to marry	2001	June 7, 2005
Study: Shifts in production and consumption of potatoes	2003	June 28, 2005
Study: Social relationships in rural and urban Canada	2003	June 21, 2005
Study: Trends in international trade in machinery and transport equipment	1980 to 2003	June 21, 2005
Study: Whither the workweek?	2000 to 2004	June 21, 2005
Study: Work and commuting in urban centres	1996 to 2001	June 1, 2005

Index: June 2005

Subject	Reference period	Release date
<hr/>		
Television broadcasting	2004	June 2, 2005
Total income of farm operators	2003	June 27, 2005
Travel between Canada and other countries	April 2005	June 16, 2005
Wholesale trade	April 2005	June 17, 2005
Youth court statistics	2003/04	June 24, 2005
