



# The Daily

Statistics Canada

**Tuesday, August 2, 2005**

Released at 8:30 a.m. Eastern time

---

## Releases

---

Domestic sales of refined petroleum products, June 2005	2
Coal and coke statistics, May 2005	2
Aircraft movement statistics: Major airports, May 2005	2
Asphalt roofing, June 2005	3

---

<b>New products</b>	<b>4</b>
---------------------	----------

---

---

## Index: July 2005

---



## Domestic sales of refined petroleum products

June 2005 (preliminary)

Sales of refined petroleum products totalled 8 528 000 cubic metres in June, down 1.4% from June 2004. Sales decreased in five of the seven major product groups, with petro-chemical feedstocks down 27.6% or 136 300 cubic metres. Motor gasoline rose 2.0% or 69 200 cubic metres and diesel fuel oil sales rose 4.1% or 87 100 cubic metres.

Sales of regular non-leaded gasoline rose 2.0%. Premium (+1.3%) and mid-grade gasolines (+2.6%) increased from June 2004.

Year-to-date sales of refined petroleum products at the end of June totalled 49 946 100 cubic metres, down 0.3% from the same period of 2004. Sales decreased in four of the seven major product groups, with the largest decrease in light fuel oil (-352 700 cubic metres or -11.4%).

### Sales of refined petroleum products

	June 2004 <sup>r</sup>	June 2005 <sup>p</sup>	June 2004 to June 2005
	Thousands of cubic metres		% change
<b>Total, all products</b>	<b>8 651.8</b>	<b>8 528.0</b>	<b>-1.4</b>
Motor gasoline	3 498.6	3 567.8	2.0
Diesel fuel oil	2 138.8	2 225.9	4.1
Light fuel oil	203.5	184.3	-9.4
Heavy fuel oil	787.2	678.2	-13.9
Aviation turbo fuels	538.0	531.1	-1.3
Petrochemical feedstocks <sup>1</sup>	493.9	357.6	-27.6
All other refined products	991.9	983.1	-0.9

	January 2004 to June 2004 <sup>r</sup>	January to June 2005 <sup>p</sup>	Jan.-June 2004 to Jan.-June 2005
	Thousands of cubic metres		% change
<b>Total, all products</b>	<b>50 111.4</b>	<b>49 946.1</b>	<b>-0.3</b>
Motor gasoline	19 945.1	19 987.6	0.2
Diesel fuel oil	12 046.6	12 711.0	5.5
Light fuel oil	3 093.6	2 740.9	-11.4
Heavy fuel oil	4 074.7	4 097.1	0.6
Aviation turbo fuels	3 064.3	3 021.9	-1.4
Petrochemical feedstocks <sup>1</sup>	2 515.7	2 260.3	-10.2
All other refined products	5 371.4	5 127.3	-4.5

<sup>r</sup> Revised.

<sup>p</sup> Preliminary figures.

1. Materials produced by refineries that are used by the petrochemical industry to produce chemicals, synthetic rubber and a variety of plastics.

Preliminary domestic sales of refined petroleum products data are no longer available on CANSIM.

**Definitions, data sources and methods: survey number 2150.**

For more information, or to enquire about the concepts, methods or data quality of this release, contact the dissemination officer (1-866-873-8789; 613-951-9497; [energ@statcan.ca](mailto:energ@statcan.ca)), Manufacturing, Construction and Energy Division. ■

## Coal and coke statistics

May 2005

Data on coal and coke are now available for May.

**Available on CANSIM: table 303-0016.**

**Definitions, data sources and methods: survey numbers, including related surveys, 2003 and 2147.**

For more information, or to enquire about the concepts, methods or data quality of this release, contact the dissemination officer (1-866-873-8789; 613-951-9497; [energ@statcan.ca](mailto:energ@statcan.ca)), Manufacturing, Construction and Energy Division. ■

## Aircraft movement statistics: Major airports

May 2005

The May monthly report, Vol. 1 (TP141, free) is available on Transport Canada's Web site at the following URL: (<http://www.tc.gc.ca/pol/en/Report/tp141e/tp141.htm>).

**Note:** The TP 141 monthly report is issued in two volumes. Volume 1 presents statistics for the major Canadian airports (i.e., those with NAV CANADA air traffic control towers or flight service stations). Volume 2 presents statistics for the smaller airports (i.e., those without air traffic control towers). Both volumes are available free upon release on Transport Canada's Web site.

For more information about this Web site, contact Michel Villeneuve (613-990-3825; [villenm@tc.gc.ca](mailto:villenm@tc.gc.ca)), Transport Canada.

---

**Definitions, data sources and methods: survey number 2715.**

For more information, or to enquire about the concepts, methods or data quality of this release, contact Kathie Davidson (613-951-0141; fax: 613-951-0010; [aviationstatistics@statcan.ca](mailto:aviationstatistics@statcan.ca)), Transportation Division. ■

**Asphalt roofing**

June 2005

Data on asphalt roofing are now available for June.

**Available on CANSIM: table 303-0052.**

**Definitions, data sources and methods: survey number 2123.**

For more information, or to enquire about the concepts, methods or data quality of this release, contact the dissemination officer (1-866-873-8789; 613-951-9497; [manufact@statcan.ca](mailto:manufact@statcan.ca)), Manufacturing, Construction and Energy Division. ■

## New products

**Analytical Studies Branch Research Paper Series:**  
**All in the Family: A Simultaneous Model of**  
**Parenting Style and Child Conduct**, no. 261  
Catalogue number 11F0019MIE2005261  
(free).

All prices are in Canadian dollars and exclude sales tax. Additional shipping charges apply for delivery outside Canada.

Catalogue numbers with an -XWE, -XIB or an -XIE extension are Internet versions; those with -XMB or -XME are microfiche; -XPB or -XPE are paper versions; -XDB or -XDE are electronic versions on diskette and -XCB or -XCE are electronic versions on compact disc.

### How to order products

**To order by phone, please refer to:**

- The title
- The catalogue number
- The volume number
- The issue number
- Your credit card number.


From Canada and the United States, call: **1-800-267-6677**  
From other countries, call: **1-613-951-7277**  
To fax your order, call: **1-877-287-4369**  
For address changes or account inquiries, call: **1-800-700-1033**

**To order by mail, write to:** Statistics Canada, Circulation Management, Dissemination Division, Ottawa, K1A 0T6.  
Include a cheque or money order payable to **Receiver General of Canada/Publications**. Canadian customers add 7% GST and applicable PST.

**To order by Internet, write to:** [infostats@statcan.ca](mailto:infostats@statcan.ca) or download an electronic version by accessing Statistics Canada's website ([www.statcan.ca](http://www.statcan.ca)). From the *Our products and services* page, under *Browse our Internet publications*, choose *For sale*.

**Authorized agents and bookstores also carry Statistics Canada's catalogued publications.**

Catalogue 11-001-XIE (11-001-XIE) (11-001-XIE)



Statistics Canada

Thursday, June 5, 1997  
For release at 9:30 a.m.



**MAJOR RELEASES**

- **Urban transit, 1995** 2  
Changes in the number of people taking urban transit, Canadians are using it less and less. In 1995, about 1.5 billion trips were taken on some form of urban transit, the lowest level in the past 25 years.
- **Productivity, hourly compensation and unit labour cost, 1995** 4  
Growth in productivity among Canadian businesses was relatively weak again in 1995, accompanied by sluggish gains in employment and slow nominal growth during the year.

**OTHER RELEASES**

- **High-wire Index, May 1997** 3
- **Short-term Expectations Survey** 3
- **Steel primary forms, week ending May 31, 1997** 12
- **Egg production, April 1997** 12

**PUBLICATIONS RELEASED** 11

### Statistics Canada's official release bulletin

Catalogue 11-001-XIE.

Published each working day by the Communications Division, Statistics Canada, 10-H, R.H. Coats Bldg., Tunney's Pasture, Ottawa, Ontario K1A 0T6.

To access *The Daily* on the Internet, visit our site at <http://www.statcan.ca>. To receive *The Daily* each morning by e-mail, send an e-mail message to [listproc@statcan.ca](mailto:listproc@statcan.ca). Leave the subject line blank. In the body of the message, type "subscribe daily firstname lastname".

Published by authority of the Minister responsible for Statistics Canada. © Minister of Industry, 2004. Citation in newsprint, magazine, radio, and television reporting is permitted subject to the requirement that Statistics Canada is acknowledged as the source. Any other reproduction is permitted subject to the requirement that Statistics Canada is acknowledged as the source on all copies as follows: Statistics Canada, *The Daily*, catalogue 11-001-XIE, along with date and page references.



# The Daily

## Statistics Canada

### Index July 2005

Subject	Reference period	Release date
<b>Aircraft movement statistics</b>	June 2005	July 21, 2005
<b>Aircraft movement statistics: Major airports</b>	March 2005 April 2005	July 7, 2005 July 19, 2005
<b>Aircraft movement statistics: Small airports</b>	February 2005	July 22, 2005
<b>Asphalt roofing</b>	May 2005	July 5, 2005
<b>Automotive repair and maintenance services</b>	2003	July 12, 2005
<b>Births</b>	2003	July 12, 2005
<b>Building permits</b>	May 2005	July 7, 2005
<b>Business Conditions Survey: Manufacturing industries</b>	July 2005	July 29, 2005
<b>Canada's international trade in services</b>	2004	July 25, 2005
<b>Canada's international transactions in securities</b>	May 2005	July 18, 2005
<b>Canadian Community Health Survey: Obesity among children and adults</b>	2004	July 6, 2005
<b>Canadian Economic Observer</b>	July 2005	July 14, 2005
<b>Canadian international merchandise trade</b>	May 2005	July 13, 2005
<b>Canadian Vehicle Survey</b>	Second quarter 2004	July 22, 2005
<b>Cement</b>	May 2005	July 11, 2005
<b>Cereals and oilseeds review</b>	May 2005	July 21, 2005
<b>Coal and coke statistics</b>	April 2005	July 4, 2005
<b>Commercial Software Price Index</b>	May 2005	July 11, 2005
<b>Computer and peripherals price indexes</b>	May 2005	July 29, 2005
<b>Construction type plywood</b>	May 2005	July 19, 2005
<b>Construction Union Wage Rate Index</b>	June 2005	July 19, 2005
<b>Consumer Price Index</b>	June 2005	July 22, 2005
<b>Couriers and local messengers industry</b>	2002 and 2003	July 22, 2005
<b>Couriers and Messengers Services Price Index</b>	January 2003 to June 2005	July 28, 2005
<b>Crime statistics</b>	2004	July 21, 2005



**Index: July 2005**

Subject	Reference period	Release date
<b>Crude oil and natural gas: Supply and disposition</b>	May 2005	July 29, 2005
<b>Crushing statistics</b>	June 2005	July 21, 2005
<b>Dairy statistics</b>	May 2005	July 14, 2005
<b>Deliveries of major grains</b>	June 2005	July 21, 2005
<b>Domestic sales of refined petroleum products</b>	May 2005	July 5, 2005
<b>Electric power statistics</b>	April 2005	July 4, 2005
<b>Employment Insurance</b>	May 2005	July 26, 2005
<b>Energy consumption by manufacturing industries</b>	2003 and 2004	July 6, 2005
<b>Export and import price indexes</b>	May 2005	July 13, 2005
<b>Family violence in Canada: A statistical profile</b>	2005	July 14, 2005
<b>Farm Product Price Index</b>	May 2005	July 26, 2005
<b>Farm product prices</b>	May 2005	July 6, 2005
<b>Film, video and audio-visual distribution</b>	2003/04	July 25, 2005
<b>For-hire motor carriers of freight, all carriers</b>	Fourth quarter 2004	July 6, 2005
<b>General Social Survey: Victimization</b>	2004	July 7, 2005
<b>Gross domestic product by industry</b>	May 2005	July 29, 2005
<b>Industrial chemicals and synthetic resins</b>	May 2005	July 15, 2005
<b>Industrial product and raw materials price indexes</b>	June 2005	July 28, 2005
<b>Investment in non-residential building construction</b>	Second quarter 2005	July 11, 2005
<b>Labour Force Survey</b>	June 2005	July 8, 2005
<b>Large urban transit</b>	May 2005	July 20, 2005
<b>Leading indicators</b>	June 2005	July 20, 2005
<b>Mineral wool including fibrous glass insulation</b>	June 2005	July 29, 2005
<b>Monthly Survey of Large Retailers</b>	May 2005	July 18, 2005
<b>Monthly Survey of Manufacturing</b>	May 2005	July 14, 2005
<b>Multifactor productivity</b>	2004	July 15, 2005
<b>Natural gas sales</b>	May 2005	July 25, 2005
<b>Natural gas transportation and distribution</b>	February 2005	July 14, 2005
<b>New Housing Price Index</b>	May 2005	July 12, 2005
<b>New motor vehicle sales</b>	May 2005	July 15, 2005
<b>Particleboard, oriented strandboard and fibreboard</b>	May 2005	July 18, 2005
<b>Payroll employment, earnings and hours</b>	May 2005	July 28, 2005

**Index: July 2005**

Subject	Reference period	Release date
<b>Pipeline transportation of crude oil and refined petroleum products</b>	March 2005 April 2005	July 5, 2005 July 21, 2005
<b>Placement of hatchery chicks and turkey poult</b>	June 2005	July 27, 2005
<b>Postal code conversion file</b>	February 2005	July 29, 2005
<b>Potato production</b>	2005	July 15, 2005
<b>Primary iron and steel</b>	May 2005	July 14, 2005
<b>Private radio broadcasting</b>	2004	July 27, 2005
<b>Production and disposition of tobacco products</b>	June 2005	July 27, 2005
<b>Production of crude oil and natural gas</b>	May 2005	July 22, 2005
<b>Production of eggs and poultry</b>	May 2005	July 6, 2005
<b>Quarterly Retail Commodity Survey</b>	First quarter 2005	July 15, 2005
<b>Radio listening</b>	Fall 2004	July 8, 2005
<b>Railway carloadings</b>	May 2005	July 26, 2005
<b>Refined petroleum products</b>	May 2005	July 26, 2005
<b>Research and development in the health field</b>	1988 to 2004	July 27, 2005
<b>Restaurants, caterers and taverns</b>	May 2005	July 28, 2005
<b>Retail trade</b>	May 2005	July 22, 2005
<b>Sawmills and planing mills</b>	May 2005	July 25, 2005
<b>Service Industries Newsletter</b>		July 19, 2005
<b>Social Policy Simulation Database and Model</b>		July 4, 2005
<b>Steel pipe and tubing</b>	May 2005	July 13, 2005
<b>Steel primary forms, weekly data</b>	Week ending June 25, 2005 Week ending July 2, 2005 Week ending July 9, 2005 Week ending July 16, 2005 Week ending July 23, 2005	July 4, 2005 July 8, 2005 July 15, 2005 July 22, 2005 July 29, 2005
<b>Steel wire and specified wire products</b>	May 2005	July 18, 2005
<b>Stillbirths</b>	2003	July 12, 2005
<b>Stocks of frozen and chilled meats</b>	July 2005	July 28, 2005
<b>Stocks of frozen poultry meat</b>	July 1, 2005	July 20, 2005
<b>Study: Childhood leukemia and socioeconomic status</b>	1985 to 2001	July 5, 2005
<b>Study: Estimating summary measures of health</b>		July 12, 2005
<b>Study: Job strain and retirement</b>	1994 to 2002	July 20, 2005
<b>Study: Rural tourism</b>	2002	July 26, 2005
<b>Study: Strategies of small- and medium-sized Internet service providers</b>	2002	July 19, 2005
<b>Study: Urban and provincial income disparities</b>	2001	July 21, 2005
<b>Study: Who gains from computer use?</b>	1999 to 2000	July 20, 2005

**Index: July 2005**

---

Subject	Reference period	Release date
<hr/>		
<b>Survey of Earned Doctorates: A Profile of Doctoral Degree Recipients</b>	2004	July 5, 2005
<b>Survey of Suppliers of Business Financing</b>	2003	July 28, 2005
<b>The supply and disposition of refined petroleum products in Canada</b>	March 2005	July 13, 2005
<b>Travel between Canada and other countries</b>	May 2005	July 20, 2005
<b>Traveller accommodation services price indexes</b>		July 25, 2005
<b>Wholesale trade</b>	May 2005	July 20, 2005

---