



# The Daily

Statistics Canada

**Monday, April 10, 2006**

Released at 8:30 a.m. Eastern time

---

## Releases

---

Farm product prices, February 2006	2
Financial Performance Indicators for Canadian Business, 2004	2
Natural gas transportation and distribution, August 2005	2
Cement, February 2006	3

---

<b>New products</b>	<b>4</b>
---------------------	----------

---



## **Farm product prices**

February 2006

Prices received by farmers in February for grains, oilseeds, specialty crops, potatoes, cattle, hogs, poultry, eggs and dairy products are now available.

The Saskatchewan feed barley price in February was \$73.83 per metric tonne, down 5% from one month earlier but up 2% from February 2005 when the price was \$72.27.

The February slaughter calves price in Ontario was \$127.16 per hundredweight, up 8% from one month earlier and up 23% from the February 2005 price of \$103.33.

Farm commodity prices are now available on CANSIM. Over 35 commodities are available by province, some series going back 20 years.

**Available on CANSIM: table 002-0043.**

**Definitions, data sources and methods: survey number 3436.**

For more information, or to enquire about the concepts, methods or data quality of this release, contact Gail-Ann Breese (204-983-3445; fax: 204-983-7543; [gail-ann.breese@statcan.ca](mailto:gail-ann.breese@statcan.ca)), Agriculture Division. ■

## **Financial Performance Indicators for Canadian Business**

2004

The three-volume series of *Financial Performance Indicators for Canadian Business* for 2004 is now available in CD-ROM format. *Financial Performance Indicators for Canadian Business* is an authoritative reference source of key financial ratios for many industries in Canada.

This series uses up-to-date, reliable and comprehensive data on Canadian businesses derived from Statistics Canada databases of financial statements.

This CD-ROM enables users to compare their firm's performance to that of their industry to address issues such as profitability, efficiency and business risk. *Financial Performance Indicators for Canadian Business* can also be used for inter-industry comparisons.

Volume 1 covers large incorporated firms in both the financial and non-financial sectors, at the national level. Beginning with this version of *Financial Performance Indicators for Canadian Business* volume 1 now covers firms with annual sales revenue exceeding \$25 million.

In the past it covered firms with annual sales revenue exceeding \$5 million.

Volume 2 covers medium-sized incorporated firms in the non-financial sector, at the national level, with annual sales revenue between \$5 million and \$25 million.

Volume 3 covers small-sized incorporated firms with annual sales revenue between \$30,000 and \$5 million in the non-financial sector at the national, provincial and territorial levels, and for the Atlantic and Prairie regions.

The CD-ROM provides three reference years of data (2002, 2003 and 2004). It offers a full slate of financial ratios and a "common-sized balance sheet" for sectors and industries in Canada. The data are compiled based on the North American Industry Classification System (NAICS 2002).

**Definitions, data sources and methods: survey number 2510.**

*Financial Performance Indicators for Canadian Business* (61-224-XCB; All volumes \$1,045; Volumes 1, 2 and 3, national, \$590; Volume 1, \$240; Volume 2, \$240; Volume 3, national, \$240; Volume 3, province, territory or region, \$240 each), is now available. See *How to order products*.

For general information or to order data, contact Advisory Services (1-800-263-1136) or Louise Noel (1-888-811-6235; [louise.noel@statcan.ca](mailto:louise.noel@statcan.ca)), Industrial Organization and Finance Division.

To enquire about the concepts, methods or data quality of this release, contact Danielle Lafontaine-Sorgo (613-951-2634; [danielle.lafontaine-sorgo@statcan.ca](mailto:danielle.lafontaine-sorgo@statcan.ca)) or Haig McCarrell (613-951-5948; [haig.mccarrell@statcan.ca](mailto:haig.mccarrell@statcan.ca)), Industrial Organization and Finance Division. ■

## **Natural gas transportation and distribution**

August 2005

Data on natural gas transportation and distribution are now available for August.

**Available on CANSIM: tables 129-0001 to 129-0004.**

**Definitions, data sources and methods: survey number 2149.**

For more information, to order data, or to enquire about the concepts, methods or data quality of this release, contact the dissemination officer (1-866-873-8789; 613-951-9497; [energ@statcan.ca](mailto:energ@statcan.ca)), Manufacturing, Construction and Energy Division. ■

---

## **Cement**

February 2006

Data on cement are now available for February.

**Available on CANSIM: tables 303-0060 and 303-0061.**

**Definitions, data sources and methods: survey number 2140.**

For more information, or to enquire about the concepts, methods or data quality of this release, contact the dissemination officer (1-866-873-8789; 613-951-9497; [manufact@statcan.ca](mailto:manufact@statcan.ca)), Manufacturing, Construction and Energy Division. ■

## New products

**Financial Performance Indicators for Canadian Business, 2002 to 2004**  
**Catalogue number 61-224-XCB**  
(various prices).

**All prices are in Canadian dollars and exclude sales tax. Additional shipping charges apply for delivery outside Canada.**

Catalogue numbers with an -XWE, -XIB or an -XIE extension are Internet versions; those with -XMB or -XME are microfiche; -XPB or -XPE are paper versions; -XDB or -XDE are electronic versions on diskette; -XCB or -XCE are electronic versions on compact disc and -XBB or -XBE a database.

### How to order products

**To order by phone, please refer to:**

- The title
- The catalogue number
- The volume number
- The issue number
- Your credit card number.


From Canada and the United States, call: **1-800-267-6677**  
From other countries, call: **1-613-951-7277**  
To fax your order, call: **1-877-287-4369**  
For address changes or account inquiries, call: **1-800-700-1033**

**To order by mail, write to:** Statistics Canada, Finance, 6<sup>th</sup> floor, R.H. Coats Bldg., Ottawa, K1A 0T6.  
Include a cheque or money order payable to **Receiver General of Canada/Publications**. Canadian customers add 7% GST and applicable PST.

**To order by Internet, write to:** [infostats@statcan.ca](mailto:infostats@statcan.ca) or download an electronic version by accessing Statistics Canada's website ([www.statcan.ca](http://www.statcan.ca)). From the *Our products and services* page, under *Browse our Internet publications*, choose *For sale*.

**Authorized agents and bookstores also carry Statistics Canada's catalogued publications.**

Catalogue 11-001-XIE (P) article 11-001-XIE/11-001-XIE/11-001-XIE/11-001-XIE



Statistics Canada

Thursday, June 3, 1997  
For release at 9:30 a.m.



**MAJOR RELEASES**

- **Urban transit, 1995** 2  
Changes in the number of people taking urban transit. Canadians are riding it less and less. In 1995, each Canadian took an average of about six trips on some form of urban transit, the lowest level in the past 25 years.
- **Productivity, hourly compensation and unit labour cost, 1995** 4  
Growth in productivity among Canadian businesses was noticeably weak again in 1995, accompanied by sluggish gains in employment and slow moderate growth during the year.

**OTHER RELEASES**

- **Help-wanted index, May 1997** 3
- **Short-term Expectations Survey** 2
- **Steel primary forms, week ending May 31, 1997** 12
- **Egg production, April 1997** 12

**PUBLICATIONS RELEASED** 11

 Statistics Canada 

### Statistics Canada's official release bulletin

Catalogue 11-001-XIE.

Published each working day by the Communications Division, Statistics Canada, 10-G, R.H. Coats Bldg., Tunney's Pasture, Ottawa, Ontario K1A 0T6.

To access *The Daily* on the Internet, visit our site at <http://www.statcan.ca>. To receive *The Daily* each morning by e-mail, send an e-mail message to [listproc@statcan.ca](mailto:listproc@statcan.ca). Leave the subject line blank. In the body of the message, type "subscribe daily firstname lastname".

Published by authority of the Minister responsible for Statistics Canada. © Minister of Industry, 2004. Citation in newsprint, magazine, radio, and television reporting is permitted subject to the requirement that Statistics Canada is acknowledged as the source. Any other reproduction is permitted subject to the requirement that Statistics Canada is acknowledged as the source on all copies as follows: Statistics Canada, *The Daily*, catalogue 11-001-XIE, along with date and page references.