



# The Daily

---

## Statistics Canada

**Monday, April 24, 2006**

Released at 8:30 a.m. Eastern time

---

### Releases

Electric utility construction price indexes, annual 2004 and 2005	2
Natural gas sales, February 2006	2
Annual Retail Non-store Survey, 2004	2
Steel primary forms, weekly data, week ending April 15, 2006	2
Aircraft movement statistics: Small airports, December 2005	3
Sawmills and planing mills, February 2006	3

---

### New products

---

4

#### Access to Statistics Canada's electronic publications at no charge

Effective today, all electronic publications on Statistics Canada's Web site will be available free of charge.

The Agency has been steadily increasing the volume of free content on its Web site to respond to the information needs of Canadians. This latest move makes available at no charge more than 150 electronic publications for which fees were previously charged.

Statistics Canada will continue to charge for print versions of publications and for other electronic products and services, such as CD-ROMs, specialized data tables and customized retrievals from CANSIM and the Canadian International Merchandise Trade database.

For more information, contact François Bordé (613-951-2808), Communications and Library Services Division.



Statistics  
Canada

Statistique  
Canada

Canada

## Electric utility construction price indexes

Annual 2004 (final) and 2005 (preliminary)

Construction costs for distribution systems increased by 1.8% in 2005. The increase in the material component (+4.0%) was partially offset by lower installation labour costs (-1.5%). The construction costs for distribution systems were 0.4% higher in 2004 compared with a year earlier.

The second utility model is the transmission line system which is comprised of two major components (transmission line and a substation).

Construction costs for the transmission line system series increased by 1.4% in 2005 and 2.0% in 2004.

The transmission line component edged up 0.6% compared with the 3.5% gain in 2004. The 1.5% increase in the price of materials was offset by a 1.5% decline in installation labour.

Substation installation costs rose by 1.8% in 2005 following a 1.2% increase the previous year, with the main station building (+4.7%) and station equipment (+2.2%) components posting the largest movements.

Available on CANSIM: table 327-0011.

**Definitions, data sources and methods: survey number 2316.**

The first quarter 2006 issue of *Capital Expenditure Price Statistics* (62-007-XIE, free) will be available in July.

For more information, or to enquire about the concepts, methods or data quality of this release, contact the Client Services Unit (613-951-9606; fax: 613-951-3117; [infounit@statcan.ca](mailto:infounit@statcan.ca)) or Adrian Fisher (613-951-9612; [adrian.fisher@statcan.ca](mailto:adrian.fisher@statcan.ca)), Prices Division. ■

## Natural gas sales

February 2006 (preliminary)

Natural gas sales totalled 7 898 million cubic metres in February, down 6.3% from February 2005. Warmer than normal temperatures in February, mainly in Ontario, were the major forces behind the declines in sales. The industrial sector (including direct sales) led the way, with a decline of 8.0% followed by the commercial sector (-7.0%). Sale volumes in the residential sector were down by 2.9%.

## Natural gas sales

	February 2006 <sup>P</sup>	February 2005	February 2005 to February 2006
	thousands of cubic metres		% change
<b>Natural gas sales</b>	<b>7 898 203</b>	<b>8 425 314</b>	<b>-6.3</b>
Residential	2 441 309	2 514 140	-2.9
Commercial	1 684 272	1 810 692	-7.0
Industrial	1 949 738	2 031 072	-8.0
Direct	1 822 884	2 069 410	

<sup>P</sup> Preliminary.

**Definitions, data sources and methods: survey number 2149.**

For more information, to order data, or to enquire about the concepts, methods or data quality of this release, contact the dissemination officer (1-866-873-8789; 613-951-9497; [energ@statcan.ca](mailto:energ@statcan.ca)), Manufacturing, Construction and Energy Division. ■

## Annual Retail Non-store Survey

2004

Additional data for the 2004 Annual Retail Non-store Survey are now available.

Available on CANSIM: table 080-0012.

**Definitions, data sources and methods: survey number 2448.**

For general information or to order data, contact Client Services (1-877-421-3067; 613-951-3549; [retailinfo@statcan.ca](mailto:retailinfo@statcan.ca)). To enquire about the concepts, methods or data quality of this release, contact Alexander Hays (613-951-3552), Distributive Trades Division. ■

## Steel primary forms, weekly data

Week ending April 15, 2006 (preliminary)

Steel primary forms production for the week ending April 15 totalled 317 768 metric tonnes, up 4.5% from 304 109 tonnes a week earlier and up 1.8% from 312 198 tonnes in the same week of 2005.

The year-to-date total as of April 15 was 4 508 600 tonnes, down 3.8% from 4 688 911 tonnes in the same period of 2005.

---

**Definitions, data sources and methods: survey number 2131.**

For more information, or to enquire about the concepts, methods or data quality of this release, contact the dissemination officer (1-866-873-8789; 613-951-9497; [manufact@statcan.ca](mailto:manufact@statcan.ca)), Manufacturing, Construction and Energy Division. ■

**Aircraft movement statistics: Small airports**

December 2005

The December 2005 monthly report, Vol. 2 (TP141, free) is available on Transport Canada's Web site at the following URL (<http://www.tc.gc.ca/pol/en/Report/tp141e/tp141.htm>).

**Note:** The TP 141 monthly report is issued in two volumes. Volume 1 presents statistics for the major Canadian airports (i.e., those with NAV CANADA air traffic control towers or flight service stations). Volume 2 presents statistics for the smaller airports (i.e., those without air traffic control towers). Both volumes are available free upon release at Transport Canada's Web site.

**Definitions, data sources and methods: survey number 2715.**

For more information about this Web site, contact Michel Villeneuve (613-990-3825; [villenm@tc.gc.ca](mailto:villenm@tc.gc.ca)), Transport Canada.

For more information, or to enquire about the concepts, methods or data quality of this release, contact Kathie Davidson (613-951-0141; fax: 613-951-0010; [aviationstatistics@statcan.ca](mailto:aviationstatistics@statcan.ca)), Transportation Division. ■

**Sawmills and planing mills**

February 2006

Data on sawmills and planing mills are now available for February.

**Available on CANSIM: table 303-0009.**

**Definitions, data sources and methods: survey numbers, including related surveys, 2134 and 2135.**

The February 2006 issue of *Sawmills and Planing Mills*, Vol. 60, no. 2 (35-003-XIB, free) is now available. See *How to order products*.

For more information, or to enquire about the concepts, methods or data quality of this release, contact the dissemination officer (1-866-873-8789; 613-951-9497; [manufact@statcan.ca](mailto:manufact@statcan.ca)), Manufacturing, Construction and Energy Division. ■

---

## New products

---

**Sawmills and Planing Mills**, February 2006, Vol. 60,  
no. 2  
**Catalogue number 35-003-XIB**  
(free).

**Steel, Tubular Products and Steel Wire**,  
February 2006, Vol. 2, no. 2  
**Catalogue number 41-019-XIE**  
(free).

**Quarterly Financial Statistics for Enterprises**, Fourth  
quarter 2005, Vol. 16, no. 4  
**Catalogue number 61-008-XIE**  
(free).

**Retail Trade**, February 2006, Vol. 78, no. 2  
**Catalogue number 63-005-XIE**  
(free).

**Wholesale Trade**, February 2006, Vol. 69, no. 2  
**Catalogue number 63-008-XIE**  
(free).

**Annual Estimates of Employment, Earnings  
and Hours based on the North American  
Industrial Classification System**  
**Catalogue number 72F0023XCB** (\$160).

**Culture, Tourism and the Centre for Education  
Statistics: Research Papers: Health Human  
Resources and Education: Outlining Information  
Needs, 2005**  
**Catalogue number 81-595-MIE2006041**  
(free).

**All prices are in Canadian dollars and exclude sales  
tax. Additional shipping charges apply for delivery  
outside Canada.**

Catalogue numbers with an -XWE, -XIB or an -XIE  
extension are Internet versions; those with -XMB or  
-XME are microfiche; -XPB or -XPE are paper versions;  
-XDB or -XDE are electronic versions on diskette; -XCB  
or -XCE are electronic versions on compact disc and  
-XBB or -XBE a database.

---

## How to order products

---

**To order by phone, please refer to:**




- The title
- The catalogue number
- The volume number
- The issue number
- Your credit card number.

From Canada and the United States, call: **1-800-267-6677**  
From other countries, call: **1-613-951-7277**  
To fax your order, call: **1-877-287-4369**  
For address changes or account inquiries, call: **1-800-700-1033**

**To order by mail, write to:** Statistics Canada, Finance, 6<sup>th</sup> floor, R.H. Coats Bldg., Ottawa, K1A 0T6.  
Include a cheque or money order payable to **Receiver General of Canada/Publications**. Canadian customers  
add 7% GST and applicable PST.

**To order by Internet, write to:** [infostats@statcan.ca](mailto:infostats@statcan.ca) or download an electronic version by accessing Statistics Canada's  
website ([www.statcan.ca](http://www.statcan.ca)). From the *Our products and services* page, under *Browse our Internet publications*, choose *For sale*.

**Authorized agents and bookstores also carry Statistics Canada's catalogued publications.**

Catalogue 11-001-XIE (F) English 11-001-XIE04-0007-0-000	
 <b>The Daily</b>	
Statistics Canada	
Thursday, June 3, 1997 For release at 9:30 a.m.	
<b>MAJOR RELEASES</b>	
• <b>Urban transit, 1996</b> Despite the emphasis on taking urban transit, Canadians are using it less and less. In 1996, each Canadian took an average of about 21 trips on some form of urban transit, the lowest level in the past 25 years.	2
• <b>Productivity, hourly compensation and unit labour cost, 1996</b> Growth in productivity among Canadian businesses was modestly weak again in 1996, accompanied by sluggish gains in employment and slow economic growth during the year.	4
<b>OTHER RELEASES</b>	
Help-wanted index, May 1997	3
Short-term Expectations Survey	9
Steel primary forms, steel ending May 31, 1997	12
Egg production, Apr. 1997	13
<b>PUBLICATIONS RELEASED</b>	<b>11</b>
 	

## **Statistics Canada's official release bulletin**

Catalogue 11-001-XIE.

Published each working day by the Communications Division, Statistics Canada, 10-G, R.H. Coats Bldg., Tunney's Pasture, Ottawa, Ontario K1A 0T6.

To access *The Daily* on the Internet, visit our site at <http://www.statcan.ca>. To receive *The Daily* each morning by e-mail, send an e-mail message to [listproc@statcan.ca](mailto:listproc@statcan.ca). Leave the subject line blank. In the body of the message, type "subscribe daily firstname lastname".

Published by authority of the Minister responsible for Statistics Canada. © Minister of Industry, 2004. Citation in newspaper, magazine, radio, and television reporting is permitted subject to the requirement that Statistics Canada is acknowledged as the source. Any other reproduction is permitted subject to the requirement that Statistics Canada is acknowledged as the source on all copies as follows: Statistics Canada, *The Daily*, catalogue 11-001-XIE, along with date and page references.