



# The Daily

Statistics Canada

**Friday, June 16, 2006**

Released at 8:30 a.m. Eastern time

---

## Releases

---

Electronic, commercial and industrial machinery and equipment repair and maintenance services, 2004	2
Steel primary forms, weekly data, week ending June 10, 2006	2
Primary iron and steel, April 2006	2
Monthly Survey of Large Retailers, April 2006	3
Total income of farm operators, 2004	3

---

## New products

---

4

---

## Release dates: June 19 to 23, 2006

---

5

---



## **Electronic, commercial and industrial machinery and equipment repair and maintenance services**

2004

Businesses that repair and maintain electronic, commercial and industrial machinery and equipment earned operating revenues of \$5.9 billion in 2004, an increase of 8.0% from 2003. About 85% of the growth in operating revenues occurred in Alberta, in large part due to increased oil producing activity in the province.

Total operating expenses for the industry grew by 7.3% in 2004. In Ontario, a 13% increase in operating expenses dampened the industry's profit margin from 8.5% in 2003 to 6.7% in 2004. Meanwhile, the sharp increase in operating revenues in Alberta boosted the industry's operating profit margin in that province from 6.5% in 2003 to 10.2% in 2004.

At the national level, the operating profit margin showed a modest increase, rising to 8.2% in 2004 from 7.6% in 2003. The profit margins of large firms did not markedly differ from those of their smaller counterparts.

Over 80% of the industry's 2004 operating revenues were generated by firms located in three provinces — Alberta (31%), Ontario (29%) and Quebec (21%). The industry's operating revenues grew most rapidly in Alberta (+26%) and Ontario (+11%) but decreased in Quebec (-8%).

Four-fifths of the industry's total revenues came from establishments that repaired and maintained commercial and industrial machinery and equipment. Of these establishments, the larger ones tended to be based in the western provinces.

The remaining one-fifth of industry revenues were earned by establishments primarily engaged in the repair and maintenance of electronic and precision equipment. Larger establishments classified to this industry tended to be based in the eastern provinces and were involved in the repair and maintenance of computer equipment. Clients of these establishments tended to be businesses, governments and financial institutions, of which 11% were foreign clients.

Estimates for the reference year 2004 for the Annual Survey of Service Industries: Electronic, Commercial and Industrial Machinery Repair and Maintenance Services are now available.

Available on CANSIM: table 361-0006.

**Definitions, data sources and methods:** survey number 4720.

For more information, or to enquire about the concepts, methods and data quality of this release, contact Marg Côté (613-951-0406; [marg.cote@statcan.ca](mailto:marg.cote@statcan.ca)) or Daphne Bennett (613-951-3429; [daphne.bennett@statcan.ca](mailto:daphne.bennett@statcan.ca)), Service Industries Division. ■

## **Steel primary forms, weekly data**

Week ending June 10, 2006 (preliminary)

Steel primary forms production for the week ending June 10 totalled 326 542 metric tonnes, up 1.8% from 320 674 tonnes a week earlier and up 11.3% from 293 286 tonnes in the same week of 2005.

The year-to-date total as of June 10 was 7 018 436 tonnes, down 1.5% from 7 125 771 tonnes in the same period of 2005.

**Definitions, data sources and methods:** survey number 2131.

For more information, or to enquire about the concepts, methods or data quality of this release, contact the dissemination officer (1-866-873-8789; 613-951-9497; [manufact@statcan.ca](mailto:manufact@statcan.ca)), Manufacturing, Construction and Energy Division. ■

## **Primary iron and steel**

April 2006

Data on primary iron and steel for April are now available.

Available on CANSIM: tables 303-0048 to 303-0051.

**Definitions, data sources and methods:** survey numbers, including related surveys, 2116 and 2184.

The April 2006 issue of *Steel, Tubular Products and Steel Wire* (41-019-XIE, free) will soon be available.

For more information, or to enquire about the concepts, methods or data quality of this release, contact the dissemination officer (1-866-873-8789; 613-951-9497; [manufact@statcan.ca](mailto:manufact@statcan.ca)), Manufacturing, Construction and Energy Division. ■

---

## Monthly Survey of Large Retailers

April 2006

Data for the Monthly Survey of Large Retailers are now available for April.

**Available on CANSIM: table 080-0009.**

**Definitions, data sources and methods: survey number 5027.**

A data table is also available in the *Canadian Statistics* module online.

Data for the group of large retailers for May will be released on July 14.

For general information or to order data, contact Client Services (1-877-421-3067; 613-951-3549; [retailinfo@statcan.ca](mailto:retailinfo@statcan.ca)). To enquire about the concepts, methods or data quality of this release, contact Abdul Mohammed (613-951-7719), Distributive Trades Division. ■

## Total income of farm operators

2004

Data on total income of farm operators for 2004 are now available.

**Definitions, data sources and methods: survey number 3447.**

For custom data requests, contact Client Services (1-800-465-1991; [agriculture@statcan.ca](mailto:agriculture@statcan.ca)). For more information, or to enquire about the concepts, methods or data quality of this release, contact Lina Di Piéto (613-951-3171, fax: 613-951-3868; [lina.dipietro@statcan.ca](mailto:lina.dipietro@statcan.ca)), or Sylvana Beaulieu (613-951-5268; [sylvana.beaulieu@statcan.ca](mailto:sylvana.beaulieu@statcan.ca)), Agriculture Division. ■

## New products

**Quarterly Financial Statistics for Enterprises, First quarter 2006, Vol. 17, no. 1**  
**Catalogue number 61-008-XIE**  
(free).

**All prices are in Canadian dollars and exclude sales tax. Additional shipping charges apply for delivery outside Canada.**

Catalogue numbers with an -XWE, -XIB or an -XIE extension are Internet versions; those with -XMB or -XME are microfiche; -XPB or -XPE are paper versions; -XDB or -XDE are electronic versions on diskette; -XCB or -XCE are electronic versions on compact disc and -XBB or -XBE a database.

### How to order products

**To order by phone, please refer to:**


- The title
  - The catalogue number
  - The volume number
  - The issue number
  - Your credit card number.
- From Canada and the United States, call: **1-800-267-6677**  
From other countries, call: **1-613-951-2800**  
To fax your order, call: **1-877-287-4369**  
For address changes or account inquiries, call: **1-877-591-6963**

**To order by mail, write to:** Statistics Canada, Finance, 6<sup>th</sup> floor, R.H. Coats Bldg., Ottawa, K1A 0T6.  
Include a cheque or money order payable to **Receiver General of Canada/Publications**. Canadian customers add 7% GST and applicable PST.

**To order by Internet, write to:** [infostats@statcan.ca](mailto:infostats@statcan.ca) or download an electronic version by accessing Statistics Canada's website ([www.statcan.ca](http://www.statcan.ca)). From the *Our products and services* page, under *Browse our Internet publications*, choose *For sale*.

**Authorized agents and bookstores also carry Statistics Canada's catalogued publications.**

Catalogue 11-001-XIE (1 page) 11-001-XIE-001-001



Statistics Canada

Thursday, June 8, 1997  
For release at 9:30 a.m.



**MAJOR RELEASES**

- **Urban transit, 1995** 2  
Despite the emphasis on taking urban transit, Canadians are using it less and less. In 1996, each Canadian took the average of about 10 trips on some form of urban transit, the lowest level in the past 25 years.
- **Productivity, hourly compensation and unit labour cost, 1995** 4  
Growth in productivity among Canadian businesses was relatively weak again in 1996 accompanied by sluggish gains in employment and slow economic growth during the year.

**OTHER RELEASES**

- **Map-based Index May 1997** 3
- **Short-term Expectations Survey** 3
- **Steel primary forms, week ending May 31, 1997** 12
- **Egg production, April 1997** 12

**PUBLICATIONS RELEASED** 11

### Statistics Canada's official release bulletin

Catalogue 11-001-XIE.

Published each working day by the Communications Division, Statistics Canada, 10-G, R.H. Coats Bldg., Tunney's Pasture, Ottawa, Ontario K1A 0T6.

To access *The Daily* on the Internet, visit our site at <http://www.statcan.ca>. To receive *The Daily* each morning by e-mail, send an e-mail message to [listproc@statcan.ca](mailto:listproc@statcan.ca). Leave the subject line blank. In the body of the message, type "subscribe daily firstname lastname".

Published by authority of the Minister responsible for Statistics Canada. © Minister of Industry, 2004. Citation in newsprint, magazine, radio, and television reporting is permitted subject to the requirement that Statistics Canada is acknowledged as the source. Any other reproduction is permitted subject to the requirement that Statistics Canada is acknowledged as the source on all copies as follows: Statistics Canada, *The Daily*, catalogue 11-001-XIE, along with date and page references.

---

**Release dates: June 19 to 23, 2006**

---

(Release dates are subject to change.)

<b>Release date</b>	<b>Title</b>	<b>Reference period</b>
19	<b>Wholesale trade</b>	April 2006
19	<b>Canada's international transactions in securities</b>	April 2006
19	<b>Travel between Canada and other countries</b>	April 2006
20	<b>Consumer Price Index</b>	May 2006
21	<b>Retail trade</b>	April 2006
21	<b>Leading indicators</b>	May 2006
22	<b>Field crop reporting series: Preliminary estimates of principal field crop areas</b>	June 2006
23	<b>National balance sheet accounts</b>	First quarter 2006