



The Daily

Statistics Canada

Wednesday, March 28, 2007

Released at 8:30 a.m. Eastern time

Releases

Automotive repair and maintenance services, 2005	2
Sawmills, January 2007	2
Placement of hatchery chicks and turkey poults, February 2007	2
Farm operating revenues and expenses, 2005	3
Aircraft movement statistics: Small airports, November 2006	3

New products	4
---------------------	----------



Automotive repair and maintenance services

2005

Automotive repair and maintenance firms continued to report steady growth in 2005, but any profits that may have been enjoyed were swallowed up by rising labour costs due to a shortage of skilled labour.

Total operating expenses for the industry grew to \$11.1 billion, up 2.6% from 2004. Much of this increase can be attributed to a 9% growth in salaries and wages in 2005.

The increase in expenses was offset by a 2.6% annual advance in operating revenues, leaving the industry's operating profit margin stable at 5.3% in 2005.

Businesses classified to the automotive repair and maintenance services industry earned operating revenues of \$11.7 billion in 2005. Mechanical and electrical repairs and maintenance generated 61% of these operating revenues while auto-body, paint and glass repairs generated another 31%. Nearly two-thirds of the industry's 2005 operating revenues were generated by firms located in Ontario (36%) and Quebec (25%). The industry's operating revenues grew most rapidly in Alberta (+9%).

The industry is dominated by small firms. The market share of the industry's 20 largest firms represented only 5% of the industry's total operating revenue in 2005.

Note: This survey does not include vehicle repairs provided by retailers such as car dealers and retail chain stores selling and servicing motor vehicles. These are covered instead by the Quarterly Retail Commodity Survey.

Estimates for the reference year 2005 for the Annual Survey of Service Industries: Automotive Repair and Maintenance Services are now available.

Available on CANSIM: table 361-0006.

Definitions, data sources and methods: survey numbers, including related surveys, 4720, 4721 and 4722.

For more information, or to enquire about the concepts, methods and data quality of this release, contact Marg Côté (613-951-0406; marg.cote@statcan.ca) or Daphne Bennett

(613-951-3429; daphne.bennett@statcan.ca), Service Industries Division. ■

Sawmills

January 2007

Monthly lumber production by sawmills jumped 21.6% to 6 461.8 thousand cubic meters in January.

Sawmills shipped 6 053.4 thousand cubic meters of lumber in January, up 9.5% from December. However, lumber shipments were down 13.3% compared with the same month a year earlier.

Between December and January, stocks rose 2.1% to 8 305.3 thousand cubic meters.

Available on CANSIM: table 303-0009.

Definitions, data sources and methods: survey number 2134.

The January 2007 issue of *Sawmills*, Vol. 61, no. 1 (35-003-XWE, free) is now available from the *Publications* module of our website.

To order data, obtain more information, or to enquire about the concepts, methods or data quality of this release, contact the dissemination officer (toll-free 1-866-873-8789; 613-951-9497; manufact@statcan.ca), Manufacturing, Construction and Energy Division. ■

Placement of hatchery chicks and turkey poults

February 2007 (preliminary)

Placements of hatchery chicks onto farms were estimated at 50.8 million birds in February, up 0.3% from February 2006. Placements of turkey poults on farms increased 7.0% to 1.7 million birds.

Available on CANSIM: table 003-0021.

Definitions, data sources and methods: survey number 5039.

For more information, or to enquire about the concepts, methods or data quality of this release, contact Sandra Gielfeldt (613-951-2505; sandy.gielfeldt@statcan.ca), Agriculture Division. ■

Farm operating revenues and expenses 2005

Data for farm operating revenues and expenses for 2005 (final estimates) are now available.

The survey was conducted to produce estimates for agricultural expenses and was based on taxation records.

Definitions, data sources and methods: survey number 3447.

For custom data requests, or to enquire about the concepts, methods or data quality of this release, contact Client Services (toll-free 1-800-465-1991; agriculture@statcan.ca), Agriculture Division. ■

Aircraft movement statistics: Small airports

November 2006

The November 2006 monthly report, Vol. 2 (TP141, free) is available on Transport

Canada's website at the following URL (<http://www.tc.gc.ca/pol/en/Report/tp141e/tp141.htm>).

Note: The TP141 monthly report is issued in two volumes. Volume 1 presents statistics for the major Canadian airports (i.e., those with NAV CANADA air traffic control towers or flight service stations). Volume 2 presents statistics for the smaller airports (i.e., those without air traffic control towers). Both volumes are available free upon release at Transport Canada's website.

For more information about this website, contact Michel Villeneuve (613-990-3825; villenm@tc.gc.ca), Transport Canada.

Definitions, data sources and methods: survey number 2715.

For more information, or to enquire about the concepts, methods or data quality of this release, contact Kathie Davidson (613-951-0141; fax: 613-951-0010; aviationstatistics@statcan.ca), Transportation Division. ■

New products

Sawmills, January 2007, Vol. 61, no. 1
Catalogue number 35-003-XWE
(free).

All prices are in Canadian dollars and exclude sales tax. Additional shipping charges apply for delivery outside Canada.

Catalogue numbers with an -XWE, -XIB or an -XIE extension are Internet versions; those with -XMB or -XME are microfiche; -XPB or -XPE are paper versions; -XDB or -XDE are electronic versions on diskette; -XCB or -XCE are electronic versions on compact disc; -XVB or -XVE are electronic versions on DVD and -XBB or -XBE a database.

How to order products

To order by phone, please refer to:

- The title
- The catalogue number
- The volume number
- The issue number
- Your credit card number.


From Canada and the United States, call: **1-800-267-6677**
From other countries, call: **1-613-951-2800**
To fax your order, call: **1-877-287-4369**
For address changes or account inquiries, call: **1-877-591-6963**

To order by mail, write to: Statistics Canada, Finance, 6th floor, R.H. Coats Bldg., Ottawa, K1A 0T6.
Include a cheque or money order payable to **Receiver General of Canada/Publications**. Canadian customers add 6% GST and applicable PST.

To order by Internet, write to: infostats@statcan.ca or download an electronic version by accessing Statistics Canada's website (www.statcan.ca). From the *Our products and services* page, under *Browse our Internet publications*, choose *For sale*.

Authorized agents and bookstores also carry Statistics Canada's catalogued publications.

Document 1 - 2006 (F) English 114021/115024057-6145



Statistics Canada

Thursday, June 5, 1997
For release at 9:30 a.m.



MAJOR RELEASES

- **Urban transit, 1995** 2
Despite the emphasis on taking urban transit, Canadians are using it less and less. In 1996, each Canadian took an average of about 150 trips on some form of urban transit, the lowest level in the past 25 years.
- **Productivity, hourly compensation and unit labour cost, 1995** 4
Growth in productivity among Canadian businesses and real hourly wage gains in 1995 accompanied by sluggish gains in employment and slow economic growth during the year.

OTHER RELEASES

- **Map-based Index: May 1997** 3
- **Short-term Expectations Survey** 3
- **Steel primary forms, week ending May 31, 1997** 12
- **Egg production, April 1997** 12

PUBLICATIONS RELEASED 11

Statistics Canada's official release bulletin

Catalogue 11-001-XIE.

Published each working day by the Communications Division, Statistics Canada, 10-G, R.H. Coats Bldg., Tunney's Pasture, Ottawa, Ontario K1A 0T6.

To access *The Daily* on the Internet, visit our site at <http://www.statcan.ca>. To receive *The Daily* each morning by e-mail, send an e-mail message to lstproc@statcan.ca. Leave the subject line blank. In the body of the message, type "subscribe daily firstname lastname".

Published by authority of the Minister responsible for Statistics Canada. © Minister of Industry, 2007. All rights reserved. The content of this electronic publication may be reproduced, in whole or in part, and by any means, without further permission from Statistics Canada, subject to the following conditions: that it be done solely for the purposes of private study, research, criticism, review or newspaper summary, and/or for non-commercial purposes; and that Statistics Canada be fully acknowledged as follows: Source (or "Adapted from", if appropriate): Statistics Canada, year of publication, name of product, catalogue number, volume and issue numbers, reference period and page(s). Otherwise, no part of this publication may be reproduced, stored in a retrieval system or transmitted in any form, by any means—electronic, mechanical or photocopy—or for any purposes without prior written permission of Licensing Services, Client Services Division, Statistics Canada, Ottawa, Ontario, Canada K1A 0T6.