



The Daily

Statistics Canada

Thursday, August 9, 2007

Released at 8:30 a.m. Eastern time

Releases

New Housing Price Index, June 2007	2
Pipeline transportation of crude oil and refined petroleum products, April 2007	3

New products	4
---------------------	----------



New Housing Price Index

June 2007

For the eighth straight month, the increase in new housing prices continued to slow, with contractors' selling prices increasing 7.8% from June 2006. This is compared with the 8.6% year-over-year increase in May.

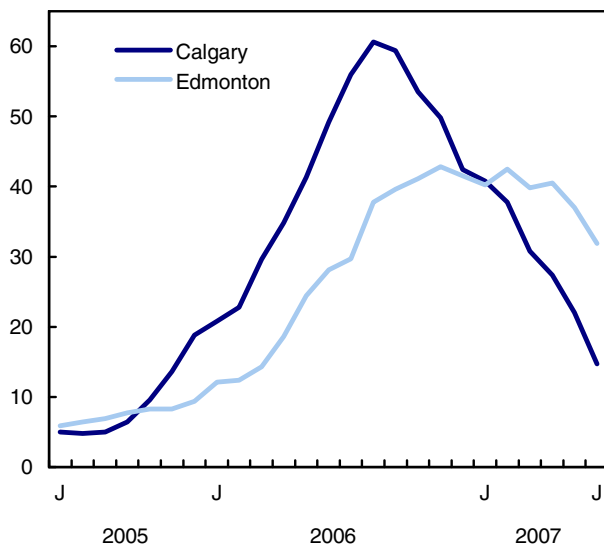
On a monthly basis, prices in June were up 0.7% from May, while the June New Housing Price Index reached 153.1 (1997=100).

Saskatoon's new housing market continued to experience strong growth, setting another record year-over-year increase (+48.4%). Regina also felt the effects of a hot housing market, posting a record increase of 22.5% over June 2006.

In Alberta, new housing price inflation continued to fall. Prices in Edmonton receded from their plateau with a 31.9% increase, down from a high of 42.8% in November 2006. Calgary's year-over-year increase (+14.7%) continued to moderate from its historic highs recorded in 2006.

Calgary and Edmonton continue to moderate

% change from a year earlier



A shortage of serviced lots and increased costs of developing land contributed to an 11.5% increase in new housing prices in Winnipeg, while a robust market in Vancouver pushed prices up 9.6%.

Hamilton remained strong, registering a 5.7% year-over-year increase, followed closely by London (+5.2%). A healthy market was cited as a factor behind the rise in both census metropolitan areas (CMAs).

Windsor (-2.3%) remained the only CMA where new housing prices declined. According to homebuilders, this decrease was due to competitive pricing in a weak market.

Despite posting no monthly increase, Halifax prices were 7.1% higher than in June 2006, the largest increase of all Maritime CMAs.

On a monthly basis, Saskatoon showed the highest value with an increase of 8.8%, followed by Winnipeg (+5.2%) and Regina (+1.9%).

Available on CANSIM: table 327-0005.

Definitions, data sources and methods: survey number 2310.

The second quarter 2007 issue of *Capital Expenditure Price Statistics* (62-007-XWE, free) will be available in October.

For more information, or to enquire about the concepts, methods or data quality of this release, contact Client Services (613-951-9606, fax: 613-951-1539; prices-prix@statcan.ca) or Neil Killips (613-951-5722; neil.killips@statcan.ca), Prices Division. □

New Housing Price Indexes

	June 2007	June 2006 to June 2007	May to June 2007
	(1997=100)	% change	
Canada	153.1	7.8	0.7
House only	163.0	7.3	0.6
Land only	133.6	9.1	0.8
St. John's	134.4	4.9	0.0
Halifax	139.4	7.1	0.0
Charlottetown	117.8	0.8	0.0
Saint John, Fredericton and Moncton	113.5	0.8	0.0
Québec	147.0	3.2	0.0
Montréal	153.6	3.9	0.2
Ottawa-Gatineau	161.6	2.1	0.1
Toronto and Oshawa	140.8	2.5	0.6
Hamilton	149.3	5.7	0.3
St. Catharines-Niagara	149.7	3.6	0.1
Kitchener	139.1	1.3	0.4
London	137.7	5.2	0.7
Windsor	102.9	-2.3	-0.9
Greater Sudbury and Thunder Bay	106.3	5.1	0.1
Winnipeg	161.1	11.5	5.2
Regina	188.6	22.5	1.9
Saskatoon	203.0	48.4	8.8
Calgary	248.5	14.7	0.5
Edmonton	231.2	31.9	0.8
Vancouver	122.1	9.6	0.9
Victoria	118.7	0.5	0.3

Note: View the census subdivisions that comprise the metropolitan areas online.

Pipeline transportation of crude oil and refined petroleum products

April 2007

Data on the net receipts of crude oil and equivalent hydrocarbons, liquefied petroleum gases and refined petroleum products, pipeline exports of crude oil and deliveries of crude oil by pipeline to Canadian refineries are now available for April.

Available on CANSIM: tables 133-0001 to 133-0005.

Definitions, data sources and methods: survey numbers, including related surveys, 2148 and 2191.

For more information, or to enquire about the concepts, methods or data quality of this release, contact the dissemination officer (toll-free 1-866-873-8789; 613-951-9497; energ@statcan.ca), Manufacturing, Construction and Energy Division.

New products

There are no new products today.

How to order products

To order by phone, please refer to:

- The title
- The catalogue number
- The volume number
- The issue number
- Your credit card number.

From Canada and the United States, call: **1-800-267-6677**
From other countries, call: **1-613-951-2800**
To fax your order, call: **1-877-287-4369**
For address changes or account inquiries, call: **1-877-591-6963**


To order by mail, write to: Statistics Canada, Finance, 6th floor, R.H. Coats Bldg., Ottawa, K1A 0T6.

Include a cheque or money order payable to **Receiver General of Canada/Publications**. Canadian customers add 6% GST and applicable PST.

To order by Internet, write to: infostats@statcan.ca or download an electronic version by accessing Statistics Canada's website (www.statcan.ca). From the *Our products and services* page, under *Browse our Internet publications*, choose *For sale*.

Authorized agents and bookstores also carry Statistics Canada's catalogued publications.

Catalogue 11-001-XIE (Frequent) 11-001-XIE(0007-040)



Thursday, June 3, 1997
For release at 5:30 a.m.



MAJOR RELEASES

- **Urban transit, 1995** 2
Despite the emphasis on taking urban transit, Canadians are using it less and less. In 1996, each Canadian took an average of about six trips on some form of urban transit, the lowest level in the past 25 years.
- **Productivity, hourly compensation and unit labour cost, 1995** 4
Growth in productivity among Canadian businesses was relatively weak again in 1996, accompanied by sluggish gains in employment and slow economic growth during the year.

OTHER RELEASES

- **Help-wanted index, May 1997** 3
- **Short-term Expectations Survey** 9
- **Steel primary forms, week ending May 21, 1997** 12
- **Egg production, April 1997** 13

PUBLICATIONS RELEASED 11

Statistics Canada's official release bulletin

Catalogue 11-001-XIE.

Published each working day by the Communications Division, Statistics Canada, 10-G, R.H. Coats Bldg., Tunney's Pasture, Ottawa, Ontario K1A 0T6.

To access *The Daily* on the Internet, visit our site at <http://www.statcan.ca>. To receive *The Daily* each morning by e-mail, send an e-mail message to listproc@statcan.ca. Leave the subject line blank. In the body of the message, type "subscribe daily firstname lastname".

Published by authority of the Minister responsible for Statistics Canada. © Minister of Industry, 2007. All rights reserved. The content of this electronic publication may be reproduced, in whole or in part, and by any means, without further permission from Statistics Canada, subject to the following conditions: that it be done solely for the purposes of private study, research, criticism, review or newspaper summary, and/or for non-commercial purposes; and that Statistics Canada be fully acknowledged as follows: Source (or "Adapted from", if appropriate): Statistics Canada, year of publication, name of product, catalogue number, volume and issue numbers, reference period and page(s). Otherwise, no part of this publication may be reproduced, stored in a retrieval system or transmitted in any form, by any means—electronic, mechanical or photocopy—or for any purposes without prior written permission of Licensing Services, Client Services Division, Statistics Canada, Ottawa, Ontario, Canada K1A 0T6.