



The Daily

Statistics Canada

Tuesday, February 12, 2008

Released at 8:30 a.m. Eastern time

Releases

For-hire motor carriers of freight, all carriers, second quarter 2007	2
Commercial Software Price Index, December 2007	2
Coal production, 2007	2
Purchasing power parities	2

New products

2006 Census profiles

Profiles of the aboriginal peoples are now available for census divisions, census subdivisions, dissemination areas, forward sortation areas, designated places, urban areas, and census metropolitan areas and census agglomerations with census subdivisions.

To obtain these profiles in electronic format (costs vary for different geography levels), contact Statistics Canada's National Contact Centre.



Statistics
Canada

Statistique
Canada

Canada

For-hire motor carriers of freight, all carriers

Second quarter 2007

There were an estimated 3,482 for-hire trucking companies based in Canada with annual revenues of \$1 million or more in the second quarter of 2007, down from 3,570 carriers in the second quarter of 2006.

Operating revenues for the second quarter totalled \$7.0 billion, down 2.0% from the second quarter of 2006. Operating expenses reached \$6.6 billion, down 1.5% from the same period in 2006. The operating ratio (operating expenses divided by operating revenues) remained unchanged at 0.94.

Average operating revenues and expenses per carrier were slightly higher than those reported during the second quarter of 2006. Average operating revenues reached \$2.0 million, up 0.5%. Average operating expenses were \$1.9 million, up 1.0%.

Note: Following the selection of a new sample, revisions have been made to many of the published estimates to ensure reasonable time series continuity. The new sample was implemented for the fourth quarter of 2005, allowing for three quarters of "parallel" estimates from both the new and old samples. Revisions, when necessary, start with the first quarter of 2003. Estimates from the fourth quarter of 2005 to date are now based entirely on the new sample.

Available on CANSIM: table 403-0002.

Definitions, data sources and methods: survey number 2748.

For more information, or to enquire about the concepts, methods or data quality of this release, contact Client Services (toll-free 1-866-500-8400; fax: 613-951-0009; transportationstatistics@statcan.ca), Transportation Division. ■

Commercial Software Price Index

December 2007

The Commercial Software Price Index (CSPI) is a monthly series measuring the change in the purchase price of pre-packaged software typically bought by businesses and governments. The CSPI for December was 63.2 (2001=100), up 0.2% from November.

This index is available at the Canada level only.

Note: Effective with the February 29, 2008 release of the Commercial Software Price Index, the index

will be converted from a 2001 reference year to a 2002 reference year. As well, this index will now be published with two decimal places.

The index is being arithmetically rebased so relative price changes will not be affected.

Available on CANSIM: table 331-0003.

Definitions, data sources and methods: survey number 5068.

For more information on these indexes, contact Client Services (toll-free 1-866-230-2248; 613-951-9606; prices-prix@statcan.ca). To enquire about the concepts, methods or data quality of this release, contact Neil Killips (613-951-5722; neil.killips@statcan.ca), Prices Division. ■

Coal production

2007 (preliminary)

Data on the volume and value of coal production by province are now available for 2007.

Definitions, data sources and methods: survey number 2177.

For more information, to order data, or to enquire about the concepts, methods or data quality of this release, contact the dissemination officer (toll-free 1-866-873-8789; 613-951-9497; energy@statcan.ca), Manufacturing, Construction and Energy Division. ■

Purchasing power parities

Revised data for purchasing power parities (PPPs) and related series are now available. These include consumption- and expenditure-based estimates from the Canada/United States bilateral program (revised back to 2003) as well as PPPs from the Organisation for Economic Co-operation and Development countries (revised back to 1980).

Available on CANSIM: tables 380-0037, 380-0057 and 380-0058.

Definitions, data sources and methods: survey number 1901.

For more information or to enquire about the concepts, methods or data quality of this release,

contact the information officer (613-951-3640;
iead-info-dcrd@statcan.ca), Income and Expenditure
Accounts Division. ■

New products

Profile of Aboriginal Peoples for Canada, Provinces, Territories, Census Divisions, Census Subdivisions and Dissemination Areas, 2006 Census, Census year 2006
Catalogue number 94-578-XCB2006002
(various prices).

Profile of Aboriginal Peoples for Canada, Provinces, Territories and Forward Sortation Areas, 2006 Census, Census year 2006
Catalogue number 94-578-XCB2006003
(various prices).

Profile of Aboriginal Peoples for Census Metropolitan Areas, Census Agglomerations and Census Subdivisions, 2006 Census, Census year 2006
Catalogue number 94-578-XCB2006006
(various prices).

Profile of Aboriginal Peoples for Designated Places, 2006 Census, Census year 2006
Catalogue number 94-578-XCB2006008
(various prices).

Profile of Aboriginal Peoples for Urban Areas, 2006 Census, Census year 2006
Catalogue number 94-578-XCB2006009
(various prices).

All prices are in Canadian dollars and exclude sales tax. Additional shipping charges apply for delivery outside Canada.

Catalogue numbers with an -XWE, -XIB or an -XIE extension are Internet versions; those with -XMB or -XME are microfiche; -XPB or -XPE are paper versions; -XDB or -XDE are electronic versions on diskette; -XCB or -XCE are electronic versions on compact disc; -XVB or -XVE are electronic versions on DVD and -XBB or -XBE a database.

How to order products

To order by phone, please refer to:




- The title
- The catalogue number
- The volume number
- The issue number
- Your credit card number.

From Canada and the United States, call: **1-800-267-6677**
From other countries, call: **1-613-951-2800**
To fax your order, call: **1-877-287-4369**
For address changes or account inquiries, call: **1-877-591-6963**

To order by mail, write to: Statistics Canada, Finance, 6th floor, R.H. Coats Bldg., Ottawa, K1A 0T6.
Include a cheque or money order payable to **Receiver General of Canada/Publications**. Canadian customers add 5% GST and applicable PST.

To order by Internet, write to: infostats@statcan.ca or download an electronic version by accessing Statistics Canada's website (www.statcan.ca). From the *Our products and services* page, under *Browse our Internet publications*, choose *For sale*.

Authorized agents and bookstores also carry Statistics Canada's catalogued publications.

Catalogue 11-001-XIE (F) English 11-001-XIE (F) French 11-001-XIE (F) French	
 The Daily	
Statistics Canada	
Thursday, June 3, 1997 For release at 9:30 a.m.	
MAJOR RELEASES	
• Urban transit, 1996 Despite the emphasis on taking urban transit, Canadians are using it less and less. In 1996, each Canadian took an average of about 2.5 trips on some form of urban transit, the lowest level in the past 25 years.	2
• Productivity, hourly compensation and unit labour cost, 1996 Growth in productivity among Canadian businesses was modestly weak again in 1996, accompanied by sluggish gains in employment and slow economic growth during the year.	4
OTHER RELEASES	
• Help-wanted index, May 1997	3
• Short-term Expectations Survey	2
• Steel primary forms, steel ending May 31, 1997	12
• Big pay predictor, Apr. 1997	13
PUBLICATIONS RELEASED	11
 	

Statistics Canada's official release bulletin

Catalogue 11-001-XIE.

Published each working day by the Communications and library Services Division, Statistics Canada, 10G, R.H. Coats Building, 100 Tunney's Pasture Driveway, Ottawa, Ontario K1A 0T6.

To access *The Daily* on the Internet, visit our site at <http://www.statcan.ca>. To receive *The Daily* each morning by e-mail, send an e-mail message to lstproc@statcan.ca. Leave the subject line blank. In the body of the message, type "subscribe daily firstname lastname".

Published by authority of the Minister responsible for Statistics Canada. © Minister of Industry, 2008. All rights reserved. The content of this electronic publication may be reproduced, in whole or in part, and by any means, without further permission from Statistics Canada, subject to the following conditions: that it be done solely for the purposes of private study, research, criticism, review or newspaper summary, and/or for non-commercial purposes; and that Statistics Canada be fully acknowledged as follows: Source (or "Adapted from", if appropriate): Statistics Canada, year of publication, name of product, catalogue number, volume and issue numbers, reference period and page(s). Otherwise, no part of this publication may be reproduced, stored in a retrieval system or transmitted in any form, by any means—electronic, mechanical or photocopy—or for any purposes without prior written permission of Licensing Services, Client Services Division, Statistics Canada, Ottawa, Ontario, Canada K1A 0T6.