



The Daily

Statistics Canada

Thursday, April 3, 2008

Released at 8:30 a.m. Eastern time

Releases

Automotive equipment rental and leasing, 2006	2
Canadian Foreign Post Indexes, April 2008	2
Culture services trade, 1996 to 2005	2
Asphalt roofing, February 2008	2

New products	3
---------------------	----------



Automotive equipment rental and leasing 2006

Total operating revenues for the automotive equipment rental and leasing industry declined 1.3% from 2005 to \$5.0 billion, partly because of high gasoline prices.

The industry derived 59% of its operating revenues from the rental of passenger cars. Rental and leasing of trucks, utility trailers and recreational vehicles generated an additional 30%, while passenger car leasing accounted for the remaining 11%.

In terms of operating expenses, vehicle depreciation represented 27% of the total, the largest share, followed by labour costs (17%) and the cost of goods (12%). Operating profit margins remained relatively strong at 8.9%, compared with 9.4% in 2005.

This industry is dominated by large firms. Just over half of the revenues and profits were generated by the 10 largest firms.

Note: Results from the 2006 Annual Survey of Automotive Equipment Rental and Leasing (and revised 2004 and 2005 data) are now available. Previous year figures have been revised to reflect more accurate coverage of the target population, based on information received in the current reference year. These data provide information such as the industry's revenue, expenditures, salaries and wages, and profit margin. Automotive dealerships and the financing arm of automotive manufacturers are excluded from this survey.

Available on CANSIM: table 352-0008.

Definitions, data sources and methods: survey number 2442.

For more information, or to enquire about the concepts, methods or data quality of this release, contact David Binks (613-951-0521, fax: 613-951-6696 david.binks@statcan.ca), Service Industries Division. ■

Canadian Foreign Post Indexes April 2008

Data on Canadian Foreign Post Indexes are now available for April.

Definitions, data sources and methods: survey number 2322.

The April 2008 issue of *Canadian Foreign Post Indexes* (62-013-XIE, free) is now available from the *Publications* module of our website.

For more information on these indexes, contact Client Services (toll-free 1-866-230-2248; 613-951-9606; infounit@statcan.ca). To enquire about the concepts, methods or data quality of this release, contact Claudio Perez (613-951-9598; claudio.perez@statcan.ca), Prices Division. ■

Culture services trade 1996 to 2005

Culture services trade data are now available. Culture data are listed from 1996 to 2005, for exports and imports by type of service and culture framework category.

Definitions, data sources and methods: survey number 5045.

Detailed and summary data tables for culture services trade, by culture category and sub-categories, along with cross-tabulations of trade between Canada and selected countries in table format are now available in *Culture Services Trade: Data Tables* (87-213-XWE, free) from the *Publications* module of our website. Researchers can also request custom tabulations on a cost-recovery basis.

For more information, or to enquire about the concepts, methods or data quality of this release, contact Client Services, Culture Statistics Program (toll-free 1-800-307-3382 or 613-951-5418; fax: 613-951-1333; culture@statcan.ca), Culture, Tourism and the Centre for Education Statistics. ■

Asphalt roofing February 2008

Data on asphalt roofing are now available for February.

Available on CANSIM: table 303-0052.

Definitions, data sources and methods: survey number 2123.

For more information, or to enquire about the concepts, methods or data quality of this release, contact the dissemination officer (toll-free 1-866-873-8789; 613-951-9497; manufact@statcan.ca), Manufacturing, Construction and Energy Division. ■

New products

Canada at a Glance, 2008
Catalogue number 12-581-XPE
(free).

Canada at a Glance, 2008
Catalogue number 12-581-XWE
(free).

Canadian Foreign Post Indexes, April 2008
Catalogue number 62-013-XIE
(free).

Culture Services Trade: Data Tables, 1996 to 2005
Catalogue number 87-213-XWE
(free).

All prices are in Canadian dollars and exclude sales tax. Additional shipping charges apply for delivery outside Canada.

Catalogue numbers with an -XWE, -XIB or an -XIE extension are Internet versions; those with -XMB or -XME are microfiche; -XPB or -XPE are paper versions; -XDB or -XDE are electronic versions on diskette; -XCB or -XCE are electronic versions on compact disc; -XVB or -XVE are electronic versions on DVD and -XBB or -XBE a database.

How to order products




To order by phone, please refer to:

- The title
 - The catalogue number
 - The volume number
 - The issue number
 - Your credit card number.
- From Canada and the United States, call: **1-800-267-6677**
From other countries, call: **1-613-951-2800**
To fax your order, call: **1-877-287-4369**
For address changes or account inquiries, call: **1-877-591-6963**

To order by mail, write to: Statistics Canada, Finance, 6th floor, R.H. Coats Bldg., Ottawa, K1A 0T6.
Include a cheque or money order payable to **Receiver General of Canada/Publications**. Canadian customers add 5% GST and applicable PST.

To order by Internet, write to: infostats@statcan.ca or download an electronic version by accessing Statistics Canada's website (www.statcan.ca). From the *Our products and services* page, under *Browse our Internet publications*, choose *For sale*.

Authorized agents and bookstores also carry Statistics Canada's catalogued publications.

Catalogue 11-001-XIE (F) English 11-001-XIE04-0007-0-015	
	
Thursday, June 5, 1997 For release at 9:30 a.m.	
MAJOR RELEASES	
● Urban transit, 1995 Despite the emphasis on taking urban transit, Canadians are using it less and less. In 1996, each Canadian took an average of about six trips on some form of urban transit, the lowest level in the past 25 years.	2
● Productivity, hourly compensation and unit labour cost, 1995 Growth in productivity among Canadian businesses also noticeably weak again in 1996 accompanied by sluggish gains in employment and slow economic growth during the year.	4
OTHER RELEASES	
Map-warmed Index, May 1997	3
Short-term Expectations Survey	9
Steel primary forms, week ending May 31, 1997	12
Egg production, Apr. 1997	12
PUBLICATIONS RELEASED	11
 	

Statistics Canada's official release bulletin

Catalogue 11-001-XIE.

Published each working day by the Communications and library Services Division, Statistics Canada, 10G, R.H. Coats Building, 100 Tunney's Pasture Driveway, Ottawa, Ontario K1A 0T6.

To access *The Daily* on the Internet, visit our site at <http://www.statcan.ca>. To receive *The Daily* each morning by e-mail, send an e-mail message to lstproc@statcan.ca. Leave the subject line blank. In the body of the message, type "subscribe daily firstname lastname".

Published by authority of the Minister responsible for Statistics Canada. © Minister of Industry, 2008. All rights reserved. The content of this electronic publication may be reproduced, in whole or in part, and by any means, without further permission from Statistics Canada, subject to the following conditions: that it be done solely for the purposes of private study, research, criticism, review or newspaper summary, and/or for non-commercial purposes; and that Statistics Canada be fully acknowledged as follows: Source (or "Adapted from", if appropriate): Statistics Canada, year of publication, name of product, catalogue number, volume and issue numbers, reference period and page(s). Otherwise, no part of this publication may be reproduced, stored in a retrieval system or transmitted in any form, by any means—electronic, mechanical or photocopy—or for any purposes without prior written permission of Licensing Services, Client Services Division, Statistics Canada, Ottawa, Ontario, Canada K1A 0T6.