



# The Daily

## Statistics Canada

**Tuesday, April 8, 2008**

Released at 8:30 a.m. Eastern time

---

### Releases

Crude oil and natural gas: Supply and disposition, January 2008	2
Census of Trusteed Pension Funds, 2006	2
Financial information of universities and colleges, 2006/2007	3

---

### New products

---

#### Market Research Handbook

2008 edition

The 2008 edition of the *Market Research Handbook* is now available. Since 1975, the *Market Research Handbook* has been an authoritative source of socio-economic information reflecting key characteristics of local and national markets in Canada.

The handbook helps businesses locate target markets, track their market share, and assess their competitive position. It does so by providing accurate and timely statistics on the changing demographics, standards of living, and economic characteristics of Canadian society.

The 2008 edition contains data from the 2006 Census and a wide range of other surveys, and incorporates a number of features designed to make it more user-friendly. Features include a user's guide, annotated charts to reveal salient trends, HELP lines for each of the data sources, and references to CANSIM.

As well as population statistics portraying Canada's changing age structure, the handbook contains information on business demographics, and selected macroeconomic statistics, which provide the setting for the analysis of economic trends in the country.

The 2008 edition of the *Market Research Handbook* (63-224-XWE, free) is now available from the *Publications* module of our website. A printed version is also available (63-224-XPE, \$105). See *How to order products*.

For more information about this publication, contact Clients Services (toll-free 1-877-679-2746), Small Business and Special Surveys Division.



Statistics  
Canada

Statistique  
Canada

Canada

## Crude oil and natural gas: Supply and disposition

January 2008 (preliminary)

Canadian companies produced 13.3 million cubic metres of crude oil and equivalent hydrocarbons in January, down 0.6% from January 2007.

Exports of crude oil and equivalent hydrocarbons increased 2.7% to 9.0 million cubic metres compared with January 2007. In January 2008, 68.2% of Canada's total production went to the export market.

Domestic sales of natural gas reached 9.1 billion cubic metres in January, a 3.8% increase from the same month in 2007. This increase was led by higher sales in residential and industrial sectors.

Marketable natural gas production in January declined 1.9% from January 2007. Natural gas exports, which made up 68.2% of marketable natural gas, increased 3.7% from the same month a year earlier.

**Note:** Preliminary data are available on CANSIM at the national level to January 2008 inclusive. At the national and provincial level detailed information is available for crude oil (126-0001) up to November 2007 inclusive, and for natural gas (131-0001) up to March 2007 inclusive.

**Available on CANSIM: tables 126-0001 and 131-0001.**

**Definitions, data sources and methods: survey number 2198.**

For more information, or to enquire about the concepts, methods or data quality of this release, contact the dissemination officer (toll-free 1-866-873-8789; 613-951-9497; [energ@statcan.ca](mailto:energ@statcan.ca)), Manufacturing, Construction and Energy Division.

## Crude oil and natural gas

	January 2007	January 2008 <sup>p</sup>	January 2007 to January 2008 % change
	thousands of cubic metres		
<b>Crude oil and equivalent hydrocarbons<sup>1</sup></b>			
Production	13 327.1	13 250.6	-0.6
Exports	8 792.1	9 030.7	2.7
Imports <sup>2</sup>	4 782.2	4 522.9	-5.4
Refinery receipts	9 684.5	10 012.8	3.4
	millions of cubic metres		
<b>Natural gas<sup>3</sup></b>			
Marketable production	15 087.1	14 795.0	-1.9
Exports	9 729.7	10 087.2	3.7
Domestic sales <sup>4</sup>	8 747.5	9 079.9	3.8

<sup>p</sup> preliminary

1. Disposition may differ from production because of inventory change, industry own-use, etc.

2. Crude oil received by Canadian refineries from foreign countries for processing. Data may differ from International Trade Division (ITD) estimates because of timing differences and the inclusion of crude oil landed in Canada for future re-export in the ITD data.

3. Disposition may differ from production because of inventory change, usage as pipeline fuel, pipeline losses, line-pack fluctuations, etc.

4. Includes direct sales. Includes other statistical adjustments.

## Census of Trusteed Pension Funds 2006

Results of the 2006 Census of Trusteed Pension Funds are now available.

This census is a biennial survey of all employer-sponsored pension funds. Financial data produced by this survey provide an on-going indication of the growth and investment patterns for this important pool of retirement income.

Data on the revenues, expenditures, assets, number of funds and membership of these employer pension funds are classified by type of plan, sector (public or private) and contributory status.

The value of the funds' assets increased 25% over the two-year period, from \$621 billion in 2004 to \$779 billion in 2006.

---

Revenues accumulated over 2006 amounted to \$114 billion, far exceeding expenditures at \$44 billion, for a net cash flow of \$70 billion.

In addition to CANSIM data, a set of tables are available for the 2006 census that cross reference revenues, expenditures and assets with the following additional variables: asset size group, membership size group, type of organization and investment decision.

**Available on CANSIM: tables 280-0005 to 280-0007.**

**Definitions, data sources and methods: survey number 2608.**

For a copy of the free 2006 census tables, or for more information about the current survey results and related products and services, or to enquire about the concepts, methods, or data quality of this release, contact Client Services (613-951-7355; toll-free 1-888-297-7355; fax: 613-951-3012; [income@statcan.ca](mailto:income@statcan.ca)), Income Statistics Division. ■

## **Financial information of universities and colleges**

2006/2007

The Canadian Association of University Business Officers (CAUBO) provides financial data on the major degree-granting institutions in Canada. The CAUBO data are an important part of the Statistics Canada's Financial Information of Universities and Colleges Survey.

The CAUBO data are now available for the 2006/2007 academic year. Aggregated data for degree-granting institutions that are not members of the CAUBO organization are expected to be released in July.

**Definitions, data sources and methods: survey number 3121.**

For more information, or to enquire about the concepts, methods or data quality of this release, contact Client Services (toll-free 1-800-307-3382; 613-951-7608; fax: 613-951-4441; [educationstats@statcan.ca](mailto:educationstats@statcan.ca)), Culture, Tourism and the Centre for Education Statistics. ■

---

## New products

---

**Industry Price Indexes**, February 2008, Vol. 34, no. 2  
**Catalogue number 62-011-XWE**  
(free).

**Market Research Handbook**, 2008  
**Catalogue number 63-224-XPE** (\$105).

**Market Research Handbook**, 2008  
**Catalogue number 63-224-XWE**  
(free).

**Building Permits**, February 2008, Vol. 52, no. 2  
**Catalogue number 64-001-XWE**  
(free).

**Languages Reference Guide**, 2006 Census, Census  
year 2006  
**Catalogue number 97-555-GWE2006003**  
(free).

**Detailed Mother Tongue (103), Knowledge of Official  
Languages (5) and Sex (3) for the Population  
of Canada, Provinces, Territories, Census  
Divisions, Census Subdivisions and Dissemination  
Areas, 2006 Census: 20% Sample Data**, Census  
year 2006  
**Catalogue number 97-555-XCB2006013**  
(various prices).

**Detailed Mother Tongue (103), Knowledge of  
Official Languages (5), Age Groups (17A) and  
Sex (3) for the Population of Census Metropolitan  
Areas, Tracted Census Agglomerations and Census  
Tracts, 2006 Census: 20% Sample Data**, Census  
year 2006  
**Catalogue number 97-555-XCB2006014**  
(various prices).

**Mother Tongue (8), Age Groups (17A) and Sex (3)  
for the Population of Canada, Provinces, Territories,  
Census Divisions, Census Subdivisions and  
Dissemination Areas, 2006 Census: 100% Data**,  
Census year 2006  
**Catalogue number 97-555-XCB2006017**  
(various prices).

**Mother Tongue (8), Age Groups (17A) and Sex (3)  
for the Population of Census Metropolitan Areas,  
Tracted Census Agglomerations and Census  
Tracts, 2006 Census: 100% Data**, Census year 2006  
**Catalogue number 97-555-XCB2006018**  
(various prices).

**Mother Tongue (8), Age Groups (17A) and Sex  
(3) for the Population of Canada, Provinces,  
Territories, Census Metropolitan Areas and Census  
Agglomerations, 2006 Census: 100% Data**, Census  
year 2006  
**Catalogue number 97-555-XCB2006019** (\$65).

**Mother Tongue (8), Age Groups (17A) and Sex  
(3) for the Population of Canada, Provinces,  
Territories, Census Metropolitan Areas and Census  
Agglomerations, 2006 Census: 100% Data**, Census  
year 2006  
**Catalogue number 97-555-XWE2006019**  
(free).

**Mother Tongue (8), Age Groups (17A) and Sex (3)  
for the Population of Canada, Provinces, Territories  
and Forward Sortation Areas, 2006 Census: 100%  
Data**, Census year 2006  
**Catalogue number 97-555-XCB2006020**  
(various prices).

**Mother Tongue (8), Age Groups (17A) and Sex  
(3) for the Population of Canada, Provinces,  
Territories, Census Divisions and Census  
Subdivisions, 2006 Census: 100% Data**, Census  
year 2006  
**Catalogue number 97-555-XCB2006021** (\$65).

**Mother Tongue (8), Age Groups (17A) and Sex  
(3) for the Population of Canada, Provinces,  
Territories, Census Divisions and Census  
Subdivisions, 2006 Census: 100% Data**, Census  
year 2006  
**Catalogue number 97-555-XWE2006021**  
(free).

**Mother Tongue (8), Age Groups (17A) and Sex (3)  
for the Population of Canada, Provinces, Territories  
and Federal Electoral Districts (2003 Representation  
Order), 2006 Census: 100% Data**, Census year 2006  
**Catalogue number 97-555-XCB2006022**  
(various prices).

---

**Detailed Mother Tongue (103), Language Spoken Most Often at Home (8), Other Language Spoken Regularly at Home (9) and Age Groups (7) for the Population of Census Metropolitan Areas, Tracted Census Agglomerations and Census Tracts, 2006: 20% Sample Data, Census year 2006 Catalogue number 97-555-XCB2006027**  
(various prices).

**Detailed Mother Tongue (103), Language Spoken Most Often at Home (8), Other Language Spoken Regularly at Home (9) and Age Groups (7) for the Population of Canada, Provinces, Territories, Census Divisions and Census Subdivisions, 2006 Census: 20% Sample Data, Census year 2006 Catalogue number 97-555-XCB2006029 (\$65).**

**Detailed Mother Tongue (103), Language Spoken Most Often at Home (8), Other Language Spoken Regularly at Home (9) and Age Groups (7) for the Population of Canada, Provinces, Territories, Census Divisions and Census Subdivisions, 2006 Census: 20% Sample Data, Census year 2006 Catalogue number 97-555-XWE2006029**  
(free).

**Detailed Language Spoken Most Often at Home (103), Other Language Spoken Regularly at Home (9), Generation Status (4) and Sex (3) for the Population 15 Years and Over of Canada, Provinces, Territories, Census Divisions, Census Subdivisions and Dissemination Areas, 2006 Census: 20% Sample Data, Census year 2006 Catalogue number 97-555-XCB2006040**  
(various prices).

**Detailed Language Spoken Most Often at Home (103), Other Language Spoken Regularly at Home (9), Generation Status (4) and Sex (3) for the Population 15 Years and Over of Census Metropolitan Areas, Tracted Census Agglomerations and Census Tracts, 2006 Census: 20% Sample Data, Census year 2006 Catalogue number 97-555-XCB2006041**  
(various prices).

**Detailed Language Spoken Most Often at Home (186), Other Language Spoken Regularly at Home (9), Mother Tongue (8), Age Groups (17A) and Sex (3) for the Population of Canada, Provinces, Territories, Census Metropolitan Areas and Census Agglomerations, 2006 Census: 20% Sample Data, Census year 2006 Catalogue number 97-555-XCB2006045 (\$65).**

**Detailed Language Spoken Most Often at Home (186), Other Language Spoken Regularly at Home (9), Mother Tongue (8), Age Groups (17A) and Sex (3) for the Population of Canada, Provinces, Territories, Census Metropolitan Areas and Census Agglomerations, 2006 Census: 20% Sample Data, Census year 2006 Catalogue number 97-555-XWE2006045**  
(free).

**Detailed Language Spoken Most Often at Home (186), Other Language Spoken Regularly at Home (9), Mother Tongue (8) and Sex (3) for the Population of Canada, Provinces, Territories, Census Divisions and Census Subdivisions, 2006 Census: 20% Sample Data, Census year 2006 Catalogue number 97-555-XCB2006046 (\$65).**

**Detailed Language Spoken Most Often at Home (186), Other Language Spoken Regularly at Home (9), Mother Tongue (8) and Sex (3) for the Population of Canada, Provinces, Territories, Census Divisions and Census Subdivisions, 2006 Census: 20% Sample Data, Census year 2006 Catalogue number 97-555-XWE2006046**  
(free).

**Census Division of Residence 5 Years Ago (289) for the Inter-Census Division Migrants Aged 5 Years and Over of Census Divisions, 2006 Census: 20% Sample Data, Census year 2006 Catalogue number 97-556-XCB2006014 (\$65).**

**Census Division of Residence 5 Years Ago (289) for the Inter-Census Division Migrants Aged 5 Years and Over of Census Divisions, 2006 Census: 20% Sample Data, Census year 2006 Catalogue number 97-556-XWE2006014**  
(free).

---

**Census Division of Residence 1 Year Ago (289) for the Inter-Census Division Migrants Aged 1 Year and Over of Census Divisions, 2006 Census: 20% Sample Data, Census year 2006**  
Catalogue number 97-556-XCB2006015 (\$65).

**Census Division of Residence 1 Year Ago (289) for the Inter-Census Division Migrants Aged 1 Year and Over of Census Divisions, 2006 Census: 20% Sample Data, Census year 2006**  
Catalogue number 97-556-XWE2006015 (free).

**Census Metropolitan Area and Residual for Province or Territory of Residence 1 Year Ago (49), Immigrant Status and Period of Immigration (9), Place of Birth (33), Age Groups (17B) and Sex (3) for the Population Aged 1 Year and Over of Canada, Provinces, Territories and Census Metropolitan Areas, 2006 Census: 20% Sample Data, Census year 2006**  
Catalogue number 97-556-XCB2006018 (\$65).

**Census Metropolitan Area and Residual for Province or Territory of Residence 5 Years Ago (49), Immigrant Status and Period of Immigration (9), Place of Birth (33), Age Groups (16) and Sex (3) for the Population Aged 5 Years and Over of Canada, Provinces, Territories and Census Metropolitan Areas, 2006 Census: 20% Sample Data, Census year 2006**  
Catalogue number 97-556-XCB2006019 (\$65).

**Census Metropolitan Area and Residual for Province or Territory of Residence 1 Year Ago (49), Aboriginal Identity (8), Age Groups (17B) and Sex (3) for the Population Aged 1 Year and Over of Canada, Provinces, Territories and Census Metropolitan Areas, 2006 Census: 20% Sample Data, Census year 2006**  
Catalogue number 97-556-XCB2006020 (\$65).

**Census Metropolitan Area and Residual for Province or Territory of Residence 1 Year Ago (49), Aboriginal Identity (8), Age Groups (17B) and Sex (3) for the Population Aged 1 Year and Over of Canada, Provinces, Territories and Census Metropolitan Areas, 2006 Census: 20% Sample Data, Census year 2006**  
Catalogue number 97-556-XWE2006020 (free).

**Census Metropolitan Area and Residual for Province or Territory of Residence 1 Year Ago (49), Labour Force Activity (5), Occupation: National Occupational Classification for Statistics 2006 (13), Highest Certificate, Diploma or Degree (7), Age Groups (14A) and Sex (3) for the Population Aged 15 Years and Over of Canada, Provinces, Territories and Census Metropolitan Areas, 2006 Census: 20% Sample Data, Census year 2006**  
Catalogue number 97-556-XCB2006021 (\$65).

**Immigrant Status and Place of Birth (38), Sex (3) and Age Groups (10) for the Population of Canada, Provinces, Territories, Census Divisions, Census Subdivisions and Dissemination Areas, 2006 Census: 20% Sample Data, Census year 2006**  
Catalogue number 97-557-XCB2006011 (various prices).

**Immigrant Status and Place of Birth (38), Sex (3) and Age Groups (10) for the Population of Census Metropolitan Areas, Tracted Census Agglomerations and Census Tracts, 2006 Census: 20% Sample Data, Census year 2006**  
Catalogue number 97-557-XCB2006012 (various prices).

**Immigrant Status and Place of Birth (38), Sex (3) and Age Groups (10) for the Population of Canada, Provinces, Territories and Forward Sortation Areas, 2006 Census: 20% Sample Data, Census year 2006**  
Catalogue number 97-557-XCB2006014 (various prices).

**Immigrant Status and Place of Birth (38), Sex (3) and Age Groups (10) for the Population of Canada, Provinces, Territories and Federal Electoral Districts (2003 Representation Order), 2006 Census: 20% Sample Data, Census year 2006**  
Catalogue number 97-557-XCB2006016 (various prices).

**Place of Birth (33), Period of Immigration (9) and Sex (3) for the Immigrant Population of Canada, Provinces, Territories, Census Divisions, Census Subdivisions and Dissemination Areas, 2006 Census: 20% Sample Data, Census year 2006**  
Catalogue number 97-557-XCB2006017 (various prices).

---

**Place of Birth (33), Period of Immigration (9), Sex (3) and Age Groups (10) for the Immigrant Population of Census Metropolitan Areas, Tracted Census Agglomerations and Census Tracts, 2006 Census: 20% Sample Data**, Census year 2006  
**Catalogue number 97-557-XCB2006018**  
(various prices).

**Labour Market Activity and Unpaid Work Reference Guide, 2006 Census**, Census year 2006  
**Catalogue number 97-559-PWE2006003**  
(free).

**Education Reference Guide, 2006 Census**, Census year 2006  
**Catalogue number 97-560-PWE2006003**  
(free).

**Journey to Work Reference Guide, 2006 Census**, Census year 2006  
**Catalogue number 97-561-PWE2006003**  
(free).

**All prices are in Canadian dollars and exclude sales tax. Additional shipping charges apply for delivery outside Canada.**

Catalogue numbers with an -XWE, -XIB or an -XIE extension are Internet versions; those with -XMB or -XME are microfiche; -XPB or -XPE are paper versions; -XDB or -XDE are electronic versions on diskette; -XCB or -XCE are electronic versions on compact disc; -XVB or -XVE are electronic versions on DVD and -XBB or -XBE a database.

### How to order products


**To order by phone, please refer to:**

- The title
  - The catalogue number
  - The volume number
  - The issue number
  - Your credit card number.
- From Canada and the United States, call: **1-800-267-6677**  
From other countries, call: **1-613-951-2800**  
To fax your order, call: **1-877-287-4369**  
For address changes or account inquiries, call: **1-877-591-6963**

**To order by mail, write to:** Statistics Canada, Finance, 6<sup>th</sup> floor, R.H. Coats Bldg., Ottawa, K1A 0T6.  
Include a cheque or money order payable to **Receiver General of Canada/Publications**. Canadian customers add 5% GST and applicable PST.

**To order by Internet, write to:** [infostats@statcan.ca](mailto:infostats@statcan.ca) or download an electronic version by accessing Statistics Canada's website ([www.statcan.ca](http://www.statcan.ca)). From the *Our products and services* page, under *Browse our Internet publications*, choose *For sale*.

**Authorized agents and bookstores also carry Statistics Canada's catalogued publications.**


**The Daily**  
 Statistics Canada

Thursday, June 3, 1997  
 For release at 9:30 a.m.



**MAJOR RELEASES**

- Urban transit, 1996** 2  
 Despite the emphasis on taking urban transit, Canadians are using it less and less. In 1996, each Canadian took an average of about six trips on some form of urban transit, the lowest level in the past 25 years.
- Productivity, hourly compensation and unit labour cost, 1996** 4  
 Growth in productivity among Canadian businesses was modestly weak again in 1996, accompanied by sluggish gains in employment and slow economic growth during the year.

**OTHER RELEASES**

- Help-wanted index, May 1997 3
- Short-term Expectations Survey 2
- Steel primary forms, steel ending May 31, 1997 12
- Egg production, Apr. 1997 12

**PUBLICATIONS RELEASED** 11

## Statistics Canada's official release bulletin

Catalogue 11-001-XIE.

Published each working day by the Communications and library Services Division, Statistics Canada, 10G, R.H. Coats Building, 100 Tunney's Pasture Driveway, Ottawa, Ontario K1A 0T6.

To access *The Daily* on the Internet, visit our site at <http://www.statcan.ca>. To receive *The Daily* each morning by e-mail, send an e-mail message to [lstproc@statcan.ca](mailto:lstproc@statcan.ca). Leave the subject line blank. In the body of the message, type "subscribe daily firstname lastname".

Published by authority of the Minister responsible for Statistics Canada. © Minister of Industry, 2008. All rights reserved. The content of this electronic publication may be reproduced, in whole or in part, and by any means, without further permission from Statistics Canada, subject to the following conditions: that it be done solely for the purposes of private study, research, criticism, review or newspaper summary, and/or for non-commercial purposes; and that Statistics Canada be fully acknowledged as follows: Source (or "Adapted from", if appropriate): Statistics Canada, year of publication, name of product, catalogue number, volume and issue numbers, reference period and page(s). Otherwise, no part of this publication may be reproduced, stored in a retrieval system or transmitted in any form, by any means—electronic, mechanical or photocopy—or for any purposes without prior written permission of Licensing Services, Client Services Division, Statistics Canada, Ottawa, Ontario, Canada K1A 0T6.