

The Daily

Statistics Canada

Monday, November 22, 2010

Released at 8:30 a.m. Eastern time

Releases

Survey of Innovation and Business Strategy, 2009	2
Investment in new housing construction, September 2010	2
Civil aviation operating statistics, September 2010	2
Crude oil and natural gas production, September 2010	2
Registered retirement savings plan contributions, 2009	3
Savers, investors and investment income, 2009	3

New products and studies	4
---------------------------------	----------



Survey of Innovation and Business Strategy

2009

Initial results from the new Survey of Innovation and Business Strategy are now available.

The survey was conducted by Statistics Canada in 2009 and sponsored by Industry Canada and Foreign Affairs and International Trade Canada. The survey, which covered manufacturing, most service industries, and other industries, was designed to address gaps in the understanding of factors that drive and impede business innovation and the adoption of technology in Canada.

It provides information on the strategic and tactical decisions of Canadian businesses, as well as their innovation and operational activities.

Definitions, data sources and methods: survey number 5171.

To obtain statistical tables, for more information on statistical outputs of this survey, or to enquire about the concepts, methods or data quality of this release, contact Antoine Rose (613-951-5582; bsstsdinfo@statcan.gc.ca), Business Special Surveys and Technology, Statistics Division.

Highlights of the findings are available on Industry Canada's website.

For more information about policy analysis related to business strategies and innovation, contact Marc Duhamel (613-957-3404; marc.duhamel@ic.gc.ca), Industry Canada. ■

Investment in new housing construction

September 2010

Data on the investment in new housing construction (including single dwellings, semi-detached dwellings, row housing, apartments and condominiums) are now available for September.

These series are not offered on CANSIM.

Definitions, data sources and methods: survey number 5155.

To order data, or to enquire about the concepts, methods or data quality of this release, contact Nicole Charron (613-951-0087; bdp_information@statcan.gc.ca), Investment and Capital Stock Division. ■

Civil aviation operating statistics

September 2010

Operational data on civil aviation are now available for September.

Available on CANSIM: table 401-0001.

Definitions, data sources and methods: survey number 5026.

A data table is also available from the *Key resource* module of our website under *Summary tables*.

For more information, or to enquire about the concepts, methods or data quality of this release, contact Client Services (toll-free 1-866-500-8400; fax: 613-951-0009; transportationstatistics@statcan.gc.ca), Transportation Division. ■

Crude oil and natural gas production

September 2010 (preliminary)

Provincial crude oil and marketable natural gas production data are now available for September.

Definitions, data sources and methods: survey number 2198.

For more information, or to enquire about the concepts, methods or data quality of this release, contact the dissemination officer (613-951-9497; toll-free 1-866-873-8789; energ@statcan.gc.ca), Manufacturing and Energy Division. ■

Registered retirement savings plan contributions

2009

Data on registered retirement savings plan (RRSP) contributions are now available for 2009.

Available on CANSIM: tables 111-0039 to 111-0041.

Definitions, data sources and methods: survey number 4106.

The databanks, *RRSP Contributors* (17C0006, various prices), *Canadian Taxfilers* (17C0010, various prices) and *RRSP Contribution Limits* (17C0011, various prices) are available for Canada, the provinces and territories, cities, towns, census metropolitan areas, census divisions, federal electoral districts, and areas as small as forward sortation areas (the first three characters of the postal code), and letter carrier routes.

For more information, or to enquire about the concepts, methods or data quality of this release, contact Client Services (toll-free 1-888-297-7355; 613-951-7355; fax: 1-613-951-3012; income@statcan.gc.ca), Income Statistics Division. ■

Savers, investors and investment income

2009

Data on savers, investors and investment income are now available for 2009.

Available on CANSIM: tables 111-0036 to 111-0038 and 111-0042.

Definitions, data sources and methods: survey number 4106.

The databanks *Canadian Investors* (17C0007, various prices), *Canadian Investment Income* (17C0008, various prices), *Canadian Savers* (17C0009, various prices) and *Canadian Capital Gains* (17C0012, various prices) are now available for Canada, the provinces and territories, cities, towns, census metropolitan areas, census divisions, federal electoral districts, forward sortation areas (the first three letters of the postal code) and letter carrier routes.

For more information, or to enquire about the concepts, methods or data quality of this release, contact Client Services (toll-free 1-888-297-7355; 613-951-7355; fax: 1-613-951-3012; income@statcan.gc.ca), Income Statistics Division. ■

New products and studies

There are no new products and studies today.

How to order products

To order by phone, please refer to:

- The title
- The catalogue number
- The volume number
- The issue number
- Your credit card number.


From Canada and the United States, call: **1-800-267-6677**
From other countries, call: **1-613-951-2800**
To fax your order, call: **1-877-287-4369**

To order by mail, write to: Statistics Canada, Finance, 6th floor, R.H. Coats Bldg., Ottawa, K1A 0T6.
Include a cheque or money order payable to **Receiver General of Canada/Publications**. Canadian customers add 5% GST and applicable PST.

To order by Internet, write to: infostats@statcan.gc.ca or download an electronic version by accessing Statistics Canada's website at www.statcan.gc.ca and browse by "Key resource" > "Publications."

Authorized agents and bookstores also carry Statistics Canada's catalogued publications.

0101011-1006 (F) Page 11 (5017) 5026 0007 0105



Thursday, June 5, 1997
For release at 9:30 a.m.



MAJOR RELEASES

- **Urban transit, 1995** 2
Despite the emphasis on taking urban transit, Canadians are using it less and less. In 1996, each Canadian took an average of about 40 trips on some form of urban transit, the lowest level in the past 20 years.
- **Productivity, hourly compensation and unit labour cost, 1995** 4
Growth in productivity among Canadian businesses was relatively weak again in 1996 accompanied by sluggish gains in employment and slow economic growth during the year.

OTHER RELEASES

- **Help-wanted index, May 1997** 3
- **Short-term Expectations Survey** 3
- **Steel primary forms, week ending May 31, 1997** 12
- **Egg production, April 1997** 12

PUBLICATIONS RELEASED 11



Statistics Canada's official release bulletin

Catalogue 11-001-XIE.

Published each working day by the Communications and Library Services Division, Statistics Canada, 10G, R.H. Coats Building, 100 Tunney's Pasture Driveway, Ottawa, Ontario K1A 0T6.

To access *The Daily* on the Internet, visit our site at <http://www.statcan.gc.ca>. To receive *The Daily* each morning by e-mail, send an e-mail message to listproc@statcan.gc.ca. Leave the subject line blank. In the body of the message, type "subscribe daily firstname lastname".

Published by authority of the Minister responsible for Statistics Canada. © Minister of Industry, 2010. All rights reserved. The content of this electronic publication may be reproduced, in whole or in part, and by any means, without further permission from Statistics Canada, subject to the following conditions: that it be done solely for the purposes of private study, research, criticism, review or newspaper summary, and/or for non-commercial purposes; and that Statistics Canada be fully acknowledged as follows: Source (or "Adapted from", if appropriate): Statistics Canada, year of publication, name of product, catalogue number, volume and issue numbers, reference period and page(s). Otherwise, no part of this publication may be reproduced, stored in a retrieval system or transmitted in any form, by any means—electronic, mechanical or photocopy—or for any purposes without prior written permission of Licensing Services, Client Services Division, Statistics Canada, Ottawa, Ontario, Canada K1A 0T6.