

# The Daily

Statistics Canada

**Monday, October 3, 2011**

Released at 8:30 a.m. Eastern time

---

## Releases

---

Quarterly Trucking Survey, first quarter 2011	2
Electric power statistics, July 2011	2
Coal and coke statistics, July 2011	2

---

<b>New products and studies</b>	<b>3</b>
---------------------------------	----------

---



---

## Quarterly Trucking Survey

First quarter 2011

Trucking companies earned operating revenue of \$10.1 billion in the first quarter, up 5.2% from the same quarter a year earlier.

During the same period, these firms reported operating expenses of \$9.2 billion compared with \$8.6 billion in the first quarter of 2010. Fuel expenses increased 15.2%, mostly as a result of higher prices as consumption rose 2.5%.

Operating profit fell 4.7% to \$936 million, as the increase in operating expenses (+6.3%) outpaced that of operating revenue. Companies whose main activity was long distance trucking were responsible for the decline. Their operating profits were \$392 million in the first quarter, down from the \$527 million in profits they earned during the same quarter a year earlier.

**Note:** Revisions have been made to the estimates from the Quarterly Trucking Survey for the first quarter of 2010.

**Available on CANSIM: tables 403-0005 to 403-0007.**

**Definitions, data sources and methods: survey number 2748.**

For more information, to order data tables, or to enquire about the concepts, methods or data quality of this release, contact Client Services (toll-free 1-866-500-8400; [transportationstatistics@statcan.gc.ca](mailto:transportationstatistics@statcan.gc.ca)), Transportation Division. ■

## Electric power statistics

July 2011

Data on electric power are now available for July.

**Available on CANSIM: tables 127-0002 and 127-0003.**

**Definitions, data sources and methods: survey number 2151.**

For more information, or to enquire about the concepts, methods or data quality of this release, contact the dissemination officer (toll-free 1-866-873-8789; 613-951-9497; [energ@statcan.gc.ca](mailto:energ@statcan.gc.ca)), Manufacturing and Energy Division. ■

## Coal and coke statistics

July 2011

Data on coal and coke are now available for July.

**Available on CANSIM: tables 135-0001 and 135-0002.**

Table 135-0001: Coke.

Table 135-0002: Coal.

**Definitions, data sources and methods: survey numbers, including related surveys, 2003 and 2147.**

For more information, or to enquire about the concepts, methods or data quality of this release, contact the dissemination officer (toll-free 1-866-873-8789; 613-951-9497; [energ@statcan.gc.ca](mailto:energ@statcan.gc.ca)), Manufacturing and Energy Division. ■

## New products and studies

There are no new products and studies today.

### How to order products

**To order by phone, please refer to:**

- The title
- The catalogue number
- The volume number
- The issue number
- Your credit card number.


From Canada and the United States, call: **1-800-267-6677**  
From other countries, call: **1-613-951-2800**  
To fax your order, call: **1-877-287-4369**

**To order by mail, write to:** Statistics Canada, Finance, 6<sup>th</sup> floor, R.H. Coats Bldg., Ottawa, K1A 0T6.  
Include a cheque or money order payable to **Receiver General of Canada/Publications**. Canadian customers add 5% GST and applicable PST.

**To order by Internet, write to:** [infostats@statcan.gc.ca](mailto:infostats@statcan.gc.ca) or download an electronic version by accessing Statistics Canada's website at [www.statcan.gc.ca](http://www.statcan.gc.ca) and browse by "Key resource" > "Publications."

**Authorized agents and bookstores also carry Statistics Canada's catalogued publications.**

Catalogue 11-001-XIE (F) (single) 11-001-XIE (F) 11-001-XIE (F) 11-001-XIE (F)



**The Daily**  
Statistics Canada

Thursday, June 3, 1997  
For release at 8:30 a.m.



**MAJOR RELEASES**

- **Urban transit, 1995** 2  
Discusses the attitudes on taking urban transit, Canadians are using it less and less. In 1996, each Canadian took an average of about 45 trips on some form of urban transit, the lowest level in the past 25 years.
- **Productivity, hourly compensation and unit labour cost, 1995** 4  
Growth in productivity among Canadian businesses was noticeably weak again in 1996, accompanied by sluggish gains in employment and slow economic growth during the year.

**OTHER RELEASES**

- **Help-wanted index, May 1997** 3
- **Short-term Expectations Survey** 2
- **Steel primary forms, week ending May 31, 1997** 12
- **Egg production, April 1997** 12

**PUBLICATIONS RELEASED** 11

### Statistics Canada's official release bulletin

Catalogue 11-001-XIE.

Published each working day by the Communications Division, Statistics Canada, 10G, R.H. Coats Building, 100 Tunney's Pasture Driveway, Ottawa, Ontario K1A 0T6.

To access *The Daily* on the Internet, visit our site at <http://www.statcan.gc.ca>. To receive *The Daily* each morning by e-mail, send an e-mail message to [listproc@statcan.gc.ca](mailto:listproc@statcan.gc.ca). Leave the subject line blank. In the body of the message, type "subscribe daily firstname lastname".

Published by authority of the Minister responsible for Statistics Canada. © Minister of Industry, 2011. All rights reserved. The content of this electronic publication may be reproduced, in whole or in part, and by any means, without further permission from Statistics Canada, subject to the following conditions: that it be done solely for the purposes of private study, research, criticism, review or newspaper summary, and/or for non-commercial purposes; and that Statistics Canada be fully acknowledged as follows: Source (or "Adapted from", if appropriate): Statistics Canada, year of publication, name of product, catalogue number, volume and issue numbers, reference period and page(s). Otherwise, no part of this publication may be reproduced, stored in a retrieval system or transmitted in any form, by any means—electronic, mechanical or photocopy—or for any purposes without prior written permission of Licensing Services, Client Services Division, Statistics Canada, Ottawa, Ontario, Canada K1A 0T6.