

# The Daily

Statistics Canada

Wednesday, February 1, 2012

Released at 8:30 a.m. Eastern time

---

## Releases

---

Supply of natural gas liquids and sulphur products from processing plants, June to September 2011 2

---

**New products and studies** 3

---



- End of text
- End of release

---

## **Supply of natural gas liquids and sulphur products from processing plants**

June to September 2011

Monthly data on the supply of natural gas liquids and sulphur products from processing plants are now available for June to September.

**Available on CANSIM: table 131-0002, now without charge.**

**Definitions, data sources and methods: survey number 2198.**

For more information, or to enquire about the concepts, methods or data quality of this release, contact the dissemination officer (toll-free 1-866-873-8789; 613-951-9497; [energ@statcan.gc.ca](mailto:energ@statcan.gc.ca)), Manufacturing and Energy Division. ■

## New products and studies

There are no new products and studies today.

### How to order products

**To order by phone, please refer to:**

- The title
- The catalogue number
- The volume number
- The issue number
- Your credit card number.


From Canada and the United States, call: **1-800-267-6677**  
From other countries, call: **1-613-951-2800**  
To fax your order, call: **1-877-287-4369**

**To order by mail, write to:** Statistics Canada, Finance, 6<sup>th</sup> floor, R.H. Coats Bldg., Ottawa, K1A 0T6.  
Include a cheque or money order payable to **Receiver General of Canada/Publications**. Canadian customers add 5% GST and applicable PST.

**To order by Internet, write to:** [infostats@statcan.gc.ca](mailto:infostats@statcan.gc.ca) or download an electronic version by accessing Statistics Canada's website at [www.statcan.gc.ca](http://www.statcan.gc.ca) and browse by "Key resource" > "Publications."

**Authorized agents and bookstores also carry Statistics Canada's catalogued publications.**

Catalogue 11-001-XIE (Parque 11-001-XIE) ISSN 0897-6445



Thursday, June 3, 1997  
For release at 9:30 a.m.



**MAJOR RELEASES**

- **Urban transit, 1995** 2  
Discusses the attitudes on taking urban transit, Canadians are using it less and less. In 1996, each Canadian took an average of about 45 trips on some form of urban transit, the lowest level in the past 25 years.
- **Productivity, hourly compensation and unit labour cost, 1995** 4  
Growth in productivity among Canadian businesses was noticeably weak again in 1996, accompanied by sluggish gains in employment and slow economic growth during the year.

**OTHER RELEASES**

- **Help-wanted index, May 1997** 3
- **Short-term Expectations Survey** 2
- **Steel primary forms, week ending May 31, 1997** 12
- **Egg production, Apr 1997** 12

**PUBLICATIONS RELEASED** 11



### Statistics Canada's official release bulletin

Catalogue 11-001-XIE.

Published each working day by the Communications Division, Statistics Canada, 10G, R.H. Coats Building, 100 Tunney's Pasture Driveway, Ottawa, Ontario K1A 0T6.

To access *The Daily* on the Internet, visit our site at <http://www.statcan.gc.ca>. To receive *The Daily* each morning by e-mail, send an e-mail message to [listproc@statcan.gc.ca](mailto:listproc@statcan.gc.ca). Leave the subject line blank. In the body of the message, type "subscribe daily firstname lastname".

Published by authority of the Minister responsible for Statistics Canada. © Minister of Industry, 2012. All rights reserved. The content of this electronic publication may be reproduced, in whole or in part, and by any means, without further permission from Statistics Canada, subject to the following conditions: that it be done solely for the purposes of private study, research, criticism, review or newspaper summary, and/or for non-commercial purposes; and that Statistics Canada be fully acknowledged as follows: Source (or "Adapted from", if appropriate): Statistics Canada, year of publication, name of product, catalogue number, volume and issue numbers, reference period and page(s). Otherwise, no part of this publication may be reproduced, stored in a retrieval system or transmitted in any form, by any means—electronic, mechanical or photocopy— or for any purposes without prior written permission of Licensing Services, Information Management Division, Statistics Canada, Ottawa, Ontario, Canada K1A 0T6.