

# The Daily

Statistics Canada

**Monday, August 10, 2015**

Released at 8:30 a.m. Eastern time

---

## Releases

---

Crude oil and natural gas: Supply and disposition, May 2015

2

---

## New products and studies

---

7



---

## Releases

---

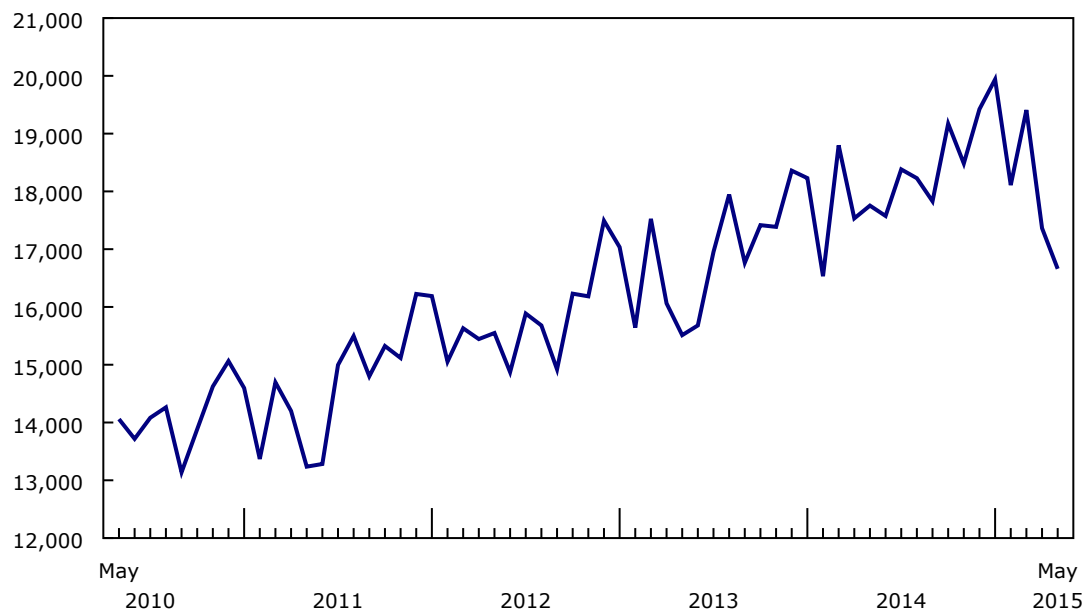
### Crude oil and natural gas: Supply and disposition, May 2015

Canada produced 16.7 million cubic metres of crude oil and equivalent products in May, down 6.2% from the same month a year earlier.

**Chart 1**  
**Production of crude oil and equivalent products**

---

thousands of cubic metres



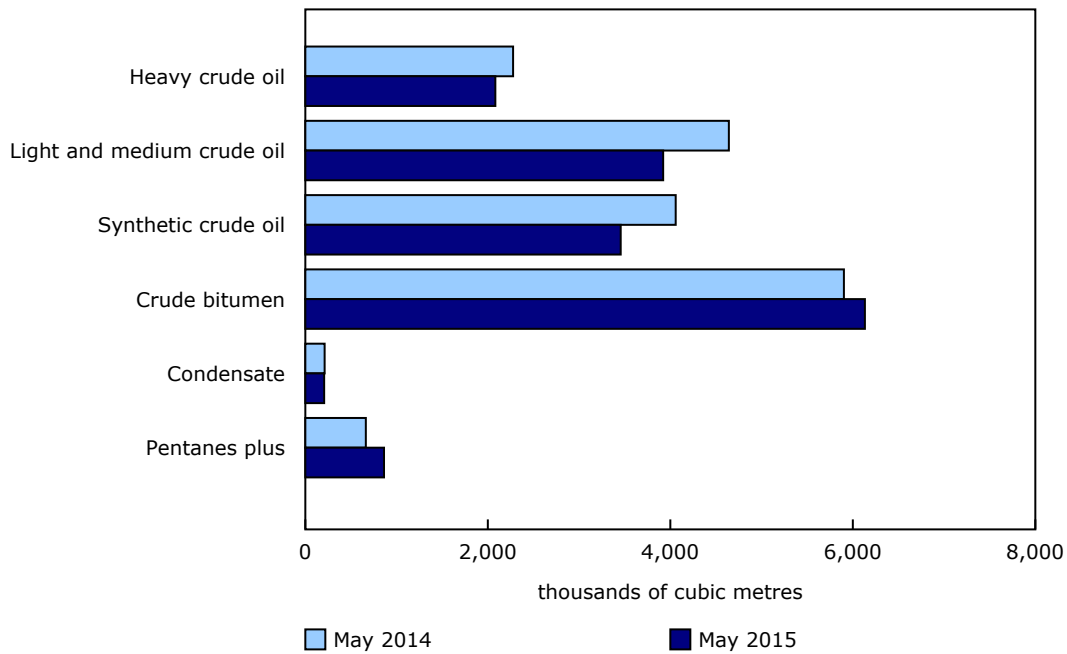
Source(s): CANSIM table [126-0001](#).

---

### Production of crude oil declines

The decline in the production of crude oil and equivalent products in May compared with the same month a year earlier was led by synthetic (-14.9%), light and medium (-15.5%) and heavy crude oil (-8.5%). The decrease in synthetic crude oil to 3.5 million cubic metres was in part the result of maintenance shutdowns at two Alberta upgrading facilities. These declines were partially offset by a 3.9% increase in crude bitumen production to 6.1 million cubic metres.

**Chart 2**  
**Production of crude oil and equivalent by type of product**



Source(s): CANSIM table [126-0001](#).

### Exports edge higher

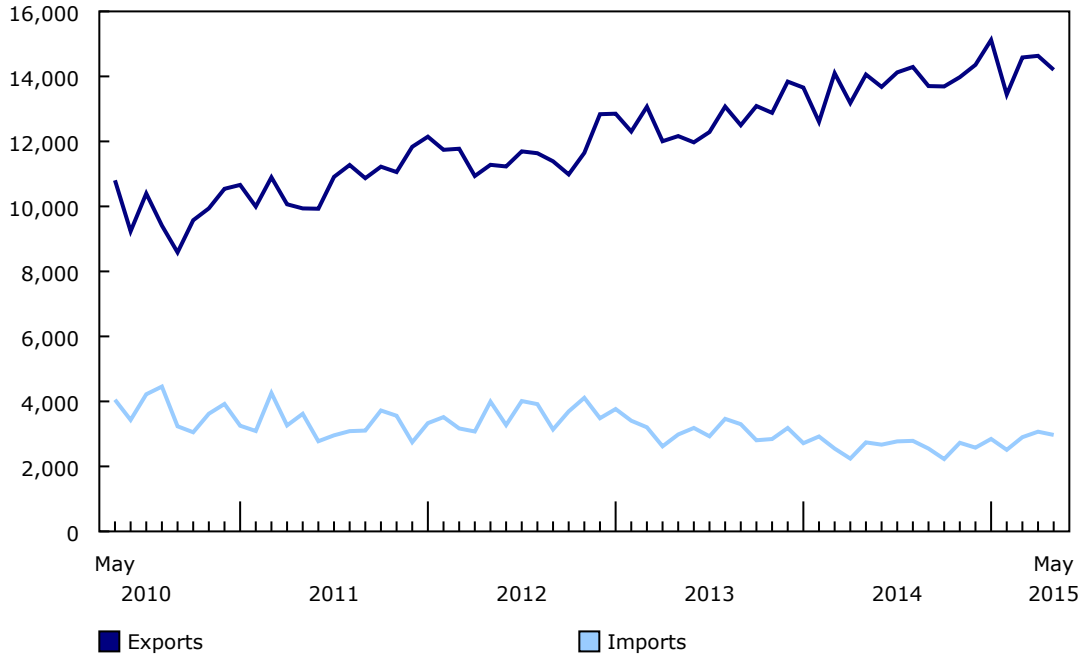
Despite the decline in production, total exports of crude oil and equivalent products for May edged up 1.0% from the same month in 2014 to 14.2 million cubic metres. At the same time, imports of crude oil and equivalent rose by 8.4% to 3.0 million cubic metres.

---

### Chart 3 Exports and imports of crude oil and equivalent products

---

thousands of cubic metres



Source(s): CANSIM table [126-0001](#).

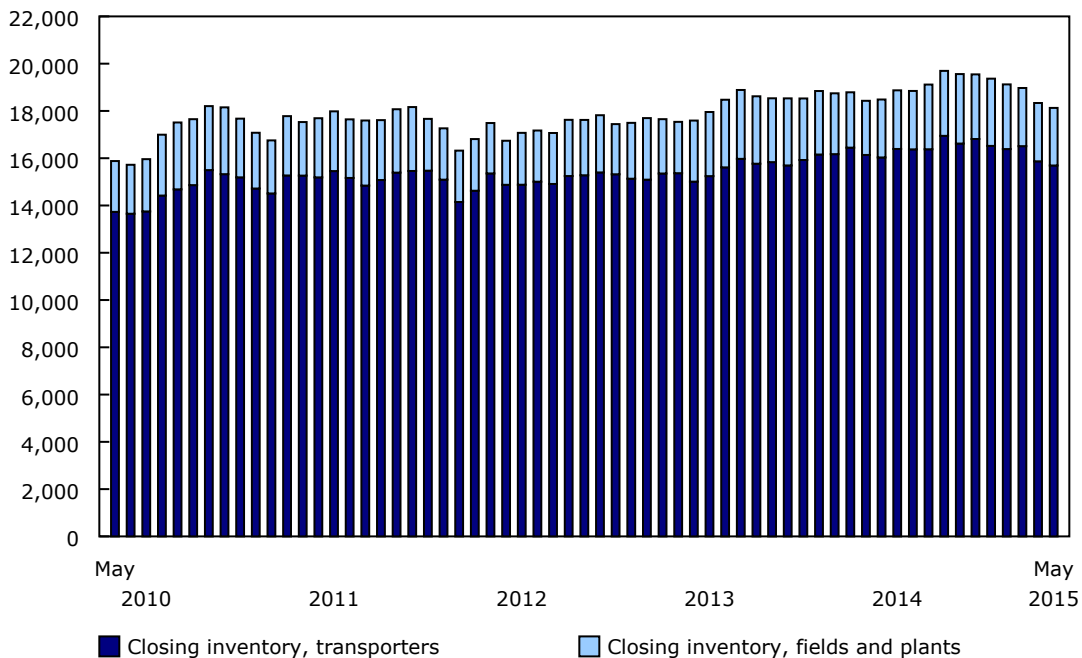
---

### Inventories edge down

Inventories of crude oil and equivalent products edged down 1.6% from the same month a year earlier to 18.1 million cubic metres in May. Closing inventories from transporters (pipeline companies) declined 2.8% to 15.7 million cubic metres, while closing inventories from fields and plants increased 6.3% to 2.4 million cubic metres.

**Chart 4**  
**Inventories of crude oil and equivalent products**

thousands of cubic metres



Source(s): CANSIM table [126-0001](#).

**Marketable natural gas increases**

Canadian natural gas utilities received 11.7 billion cubic metres of total marketable gas in May, up 2.3% from the same month in 2014. At the same time, exports of natural gas by pipeline to the United States from Canada rose 1.5% to 6.1 billion cubic metres, while imports of natural gas were down 12.7% to 1.2 billion cubic metres.

Additional information on natural gas is available in *The Daily* release "[Natural gas transportation and distribution](#)" published on July 30, 2015.

**Note to readers**

*Data are subject to revision.*

*Data for 2013, 2014 and 2015 for propane, butane and condensate have been revised.*

*The Crude Oil and Natural Gas survey uses respondent data as well as administrative data provided by federal, provincial and territorial authorities responsible for the regulation of crude oil and natural gas production in the provinces and territories within their respective jurisdictions.*

*Export data are a combination of National Energy Board and survey data reported by respondents.*

*Import data include only imports of crude oil to refineries.*

*Except for crude oil production, all crude oil numbers include crude oil, condensate and pentanes plus.*

*Total marketable gas includes gas received from fields and processing or reprocessing plants after re-injection, field uses, processing plant and reprocessing plant shrinkage, plant use and losses have been deducted.*

**Available in CANSIM: tables [126-0001](#), [131-0001](#) and [131-0002](#).**

**Definitions, data sources and methods: survey number [2198](#).**

For more information, or to enquire about the concepts, methods or data quality of this release, contact us (toll-free 1-800-263-1136; 514-283-8300; [infostats@statcan.gc.ca](mailto:infostats@statcan.gc.ca)) or Media Relations (613-951-4636; [mediahotline@statcan.gc.ca](mailto:mediahotline@statcan.gc.ca)).

---

## New products and studies

---

### New products

**Building Permits**, June 2015, Vol. 59, no. 6  
Catalogue number **64-001-X** (HTML | PDF)



### **Statistics Canada's official release bulletin**

Catalogue 11-001-X.

Published each working day by the Communications Division, Statistics Canada, 10G, R.H. Coats Building, 100 Tunney's Pasture Driveway, Ottawa, Ontario K1A 0T6.

To access or subscribe to *The Daily* on the Internet, visit our website at <http://www.statcan.gc.ca>.

Published by authority of the Minister responsible for Statistics Canada. © Minister of Industry, 2015. All rights reserved. Use of this publication is governed by the [Statistics Canada Open Licence Agreement](#):

<http://www.statcan.gc.ca/reference/copyright-droit-auteur-eng.htm>