

# I·N·F·O·M·A·T

## A W E E K L Y R E V I E W

Friday, November 28, 1986

### OVERVIEW

#### ■ International Travel Account Shows Record Surplus

The extraordinarily large surplus in the third quarter continues to reflect the benefits of Expo 86.

#### ■ Characteristics of Travelling Canadians

Travel destination preferences vary with age, income, schooling, occupation and province of residence.

#### ■ Trend of Department Store Sales Remains Flat

Sales have fluctuated significantly in the first nine months of 1986, but have shown no overall growth.

#### ■ Farm Cash Receipts Continue to Improve

Up 3.5% for the first three quarters, receipts have improved throughout 1986.

#### ■ U.I. Beneficiaries Down for 18th Consecutive Month

Although continuing, the decline in the number of beneficiaries receiving unemployment insurance has slowed markedly.

#### ■ Wholesale Merchant's Sales Continue to Advance

The 15.2% gain in September exceeds the strong trend to date in 1986.

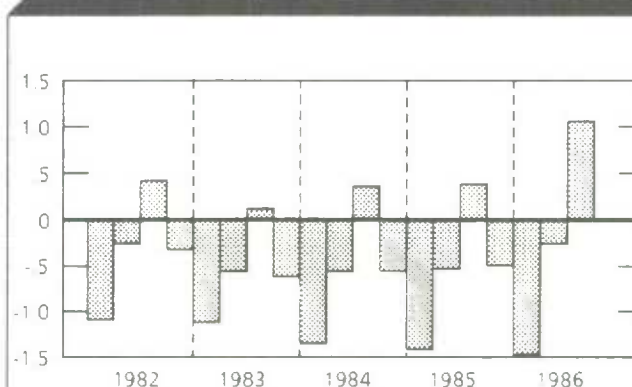
### International Travel Account

In the third quarter of 1986, preliminary estimates show that Canada amassed a travel account surplus of \$1.1 billion. Up \$671 million from the third quarter of 1985, this surplus reflects the drawing power of Expo 86. In the second quarter, the travel account deficit was half its size in the three preceding years. The total deficit for the first nine months of 1986 was down \$907 million from the same period of 1985 and reached the lowest level since 1975.

The overall improvement was mainly due to a substantial change in the travel account with the United States. Traditionally it shows a surplus in the third quarter, but at \$1.2 billion this was the largest third quarter surplus on record. Receipts from U.S. residents have been growing at a faster rate than payments by Canadians travelling to the United States for some time. However, the most notable advances occurred in the second and third quarters of 1986.

(continued on page 2)

Travel Account Balance  
(billions of dollars)



STATISTICS CANADA STATISTIQUE CANADA

NOV 28 1986

LIBRARY  
BIBLIOTHÈQUE



Statistics Canada  
Statistique Canada

Canada

## ... International Travel Account

Payments by Canadians travelling abroad declined by 1.9% over the third quarter of 1985, the first quarterly decrease since 1982. The growth rate of payments has decelerated over the past year, dropping from an increase of 12.3% in the third quarter of 1985, to the decrease in the current quarter. This decrease was entirely due to a reduction in payments to countries other than the United States, which have dropped on a year-over-year basis for two consecutive quarters. The travel account deficit with these other countries registered its lowest level since 1982.

For further information, contact International and Financial Economics Division at (613) 990-8932.

### Third Quarter Travel Account

	1982	1983	1984	1985	1986
millions of dollars					
United States					
Receipts	1,161	1,360	1,569	1,795	2,252
Payments	783	1,065	964	1,055	1,073
Balance	378	295	605	740	1,179
All other countries					
Receipts	617	522	554	576	752
Payments	554	672	799	925	869
Balance	63	-150	-245	-349	-117
All countries balance	441	145	360	391	1,062

## Characteristics of Travelling Canadians

A discussion in *Tourism and Recreation - A Statistical Digest* demonstrates some significant differences in travel destination preferences between Canadian travellers with different socio-demographic characteristics. Identifiable variations in the traveller's makeup provide a useful tool for people involved in the tourism industry.

As indicated by the travel intensity index, domestic travellers (Canadians travelling within the country) tended to be young (25-34) or middle-age (35-44), with at least some postsecondary schooling, earned an income of at least \$20,000 and occupied professional, clerical or sales positions. Of those people that took a domestic trip, there was a higher tendency for them to reside in the Prairie Provinces and Nova Scotia.

Travellers to United States destinations tended to be slightly older (35-54), married, better educated, have an income in excess of \$30,000, and be in the same occupations as domestic travellers. Greater tendencies for United States bound travel were found for persons residing in Ontario, British Columbia and Manitoba.

As with travellers to the United States, people taking a trip overseas had more education and slightly higher incomes. In contrast to both domestic and U.S. destinations, overseas travel was much more prominent among older Canadians. Travellers who made an overseas trip were more likely to originate from Ontario, British Columbia and Alberta.

For further information, contact Education, Culture and Tourism Division at (613) 991-1673.

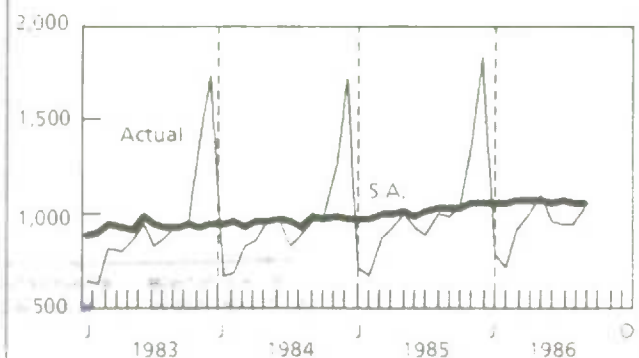
## Department Store Sales

- Department store sales have fluctuated significantly in the first nine months of 1986, but have shown no overall growth.
- In September, seasonally adjusted sales totalled \$1.0 billion, declining (-0.8%) for the second consecutive month.
- Lower sales were recorded in 26 of the 40 departments.
- Department store stocks rose 8.5% in September, to \$4.4 billion, following decreases in July and August.
- The inventories to sales ratio climbed to 4.21:1, the highest value recorded in 1986.

For further information, contact Industry Division at (613) 991-3551.

### Department Store Sales

(millions of dollars)



## Farm Cash Receipts

For the first nine months of 1986, farm cash receipts were estimated at \$14.9 billion, a 3.5% increase from 1985. Cumulative receipts have improved in recent months. They were down 6.7% in the first three months of 1986. Since April, receipts have been slightly higher than they were for the same period of time in 1985.

Direct payments to producers made under various government programs combined with higher livestock receipts were responsible for the increase in the current period. Livestock and animal product receipts rose 3.1% for the period, as a result of higher hog and poultry prices.

- The increase in hog receipts was led by an 18.2% advance in the year-to-date average price. Although hog prices fell slightly in September, they still remain 50% higher than those received in September 1985.

- Poultry receipts increased 3%, largely due to larger marketings of both chickens and turkeys.

Total crop receipts were down slightly, as they have been for most of the year. Large increases in barley, wheat and tobacco receipts were partially offset by decreases in oilseeds, corn and potatoes.

- Receipts for barley and wheat were up sharply, as higher marketings offset lower prices.
- Tobacco receipts were up 142% over last year's level. The large increase was attributable to the fact that virtually all of the 1985 crop was sold in 1986 (due to a delay in the Ontario tobacco auction).
- The combined receipts from oilseeds were down 18% despite higher farm deliveries. Average prices for oilseeds have fallen about 24% from the same period last year.

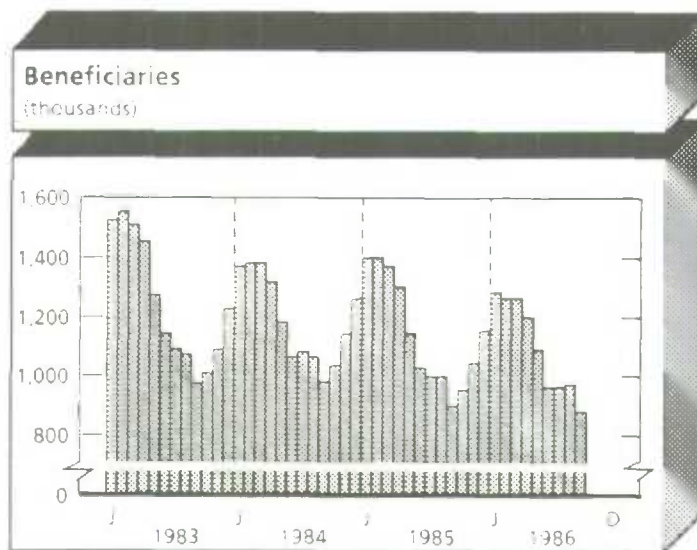
*For further information, contact Agriculture and Natural Resources Division at (613) 990-8707.*

## Unemployment Insurance

In September, the number of unemployment insurance beneficiaries was down on a year-over-year basis for the eighteenth consecutive month. However, the rate of decline has slowed in recent months. The decrease in the number of beneficiaries has dropped from -8.5% in January to -2.2% in September.

In September, total unemployment insurance payments were \$765 million, increasing 5.4% from August and up 11.6% from September 1985. These advances were the result of a greater number of days available to process benefit payments in September. Payments for the first three quarters of 1986 amounted to \$8.0 billion, slightly higher than in the same period of last year.

The number of claims received during September 1986 rose 34.1% over the previous month and 6.1% from September 1985. Increases in the number of claims are commonly observed between August and September. Since the start of the year 2.3 million claims have been received, essentially unchanged from the same period of 1985.



*For further information, contact Labour Division at (613) 990-9900.*



## LATEST MONTHLY STATISTICS

			Previous Month	% Change From Year Ago
<b>EMPLOYMENT, INCOME</b>				
Average Weekly Earnings (\$)	Aug.	430.14	431.69	2.4
Labour Income (\$ million)	Aug.	22,446	22,740	4.5
Persons with Jobs (million)	Oct.	11.72	11.74	2.1
Unemployed	Oct.	1,116,000	1,127,000	-7.0
<b>INVENTORIES</b>				
Department Store (\$ million)	Sept.*	4,206	3,996	24.0
Manufacturers' Owned (\$ million)	Sept.	33,863	33,886	-1.5
<b>ORDERS</b>				
Manufacturers' New Orders (\$ million)	Sept.	21,202	19,159	0.7
Manufacturers' Unfilled Orders (\$ million)	Sept.	24,095	24,179	-0.6
<b>PRICES</b>				
Consumer Price Index (1981 = 100)	Oct.	134.0	133.3	4.4
New House Price Index (1981 = 100)	Sept.	107.2	105.0	10.6
Raw Materials Price Index (1981 = 100)	Sept.	93.9	90.8	-17.6
Excl. coal, crude oil, natural gas	Sept.	105.8	105.2	7.7
Industrial Product Price Index (1981 = 100)	Sept.	119.4	119.1	0.7
<b>CONSTRUCTION</b>				
			Year-to-date	
Building Permits (\$ million)	Aug.	1,897	15,487	23.8
Housing Starts - Urban Centres (units)	Sept.	17,106	125,228	26.4
<b>ENERGY</b>				
Coal Production (thousand tonnes)	July	3,631	233,180	-8.1
Electricity Generation (gigawatt hours)	July	33,618	263,942	2.3
Natural Gas Production (million cubic metres)	July	7,129	60,158	-4.1
Petroleum Refining (thousand cubic metres)	Aug.	7,781	56,451	-0.2
<b>FOREIGN TRADE</b>				
Exports - Balance of Payments Basis (\$ million)	Sept.	10,367	89,135	0.9
Imports - Balance of Payments Basis (\$ million)	Sept.	9,037	83,713	10.0
<b>SALES</b>				
Department Store Sales (\$ million)	Sept.	1,021	8,282	6.0
Manufacturers' Shipments (\$ million)	Sept.	21,286	186,764	3.2
New Motor Vehicle Sales (\$ million)	Sept.	1,710	16,684	12.3
Retail Sales (\$ million)	Sept.	11,496	100,800	8.3

Statistics are in current dollars and are not seasonally adjusted.  
\* new this week.

## Bilingualism

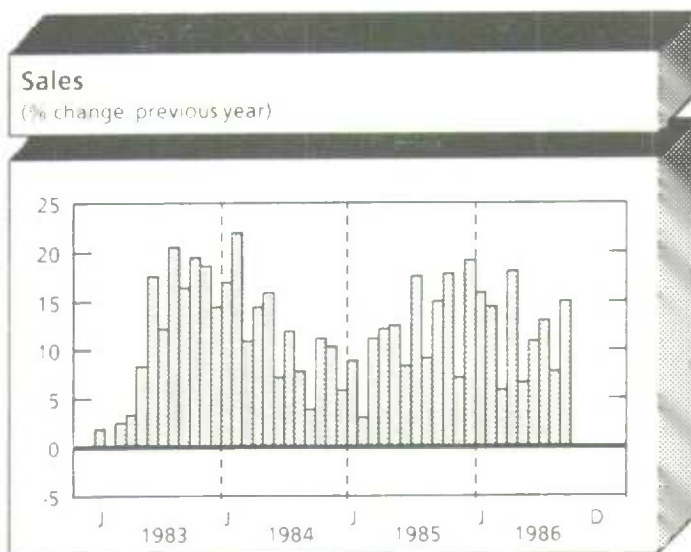
Between 1971 and 1981, bilingualism rose in every province. Over half the gain has been among people whose mother tongue is English. The number of bilingual people among them increased by more than 407,000 or 58%. At the same time, the total number whose mother tongue was English rose just 15%.

In most provinces, among persons whose mother tongue is French, the 30 or over age group has a marginally higher rate of bilingualism than the 15-29 year olds. Outside Quebec and New Brunswick, about 9 out of 10 who were 30 years or older reported they were bilingual. In Québec, the proportion was 4 in 10, and in New Brunswick, 7 in 10.

For further information, contact Housing, Family and Social Statistics Division at (613) 991-2563.

## Wholesale Trade

In September, wholesale merchants' sales were 15.2% above the levels recorded a year earlier. Following an increase of 8.5% in August, the gain in the current month was somewhat higher than the advance in cumulative sales for 1986 (12%).



All major trade groups registered increased sales from a year earlier. The year-over-year change in each of these groups was up sharply from those recorded in August. The trade groups which had the most significant impact on the overall sales increase were machinery, equipment and supplies (17.8%), and lumber and building materials (28.3%).

Dealers in lumber and building materials have reported year-over-year increases in sales for 16 consecutive months. The average advance in 1985 was a moderate 4.5%, as sales declined on a year-over-year basis for the first five months of the year. Cumulative sales for January to September 1986 were up 24.8% from the same period of 1985. Inventories were 6.3% higher than they were a year earlier, but the high level of sales reduced the stock to sales ratio to 1.11:1 in September. This was its lowest level since in more than five years.

The sales improvement over September 1985 was evident in all regions. Advances ranged from 20.3% in Ontario, to 9.5% in the Atlantic provinces.

For further information, contact Industry Division at (613) 991-3537.

## PUBLICATIONS RELEASED FROM NOVEMBER 21 - 27

### AGRICULTURAL AND NATURAL RESOURCES

**Revisions to the Treatment of Imputed House Rents in the Canadian Farm Accounts, 1926-1979**  
Catalogue number 21-601E (Canada: \$11; Other Countries: \$12)

### DEMOGRAPHY

**Quarterly Estimates of Population for Canada, the Provinces and the Territories, April 1986**  
Catalogue number 91-001 (Canada: \$6 \$24; Other Countries: \$7 \$28)

### INDUSTRIAL ORGANIZATION AND FINANCE

**Industrial Corporations: Financial Statistics, Second Quarter 1986**  
Catalogue number 61-003 (Canada: \$50 \$200; Other Countries: \$60 \$240)

### INDUSTRY

**Cane and Beet Sugar Industry, 1985**  
Catalogue number 32-250 B1081 (Canada: \$4; Other Countries: \$5)

**Canned and Frozen Fruits and Vegetables, July 1986**  
Catalogue number 32-011 (Canada: \$4 \$40; Other Countries: \$5 \$50)

**Cement Industry, 1985 Census of Manufactures**  
Catalogue number 44-250 B3521 (Canada: \$4; Other Countries: \$5)

**Chewing Gum Industry, 1985 Census of Manufactures**  
Catalogue number 32-250 B1082 (Canada: \$4; Other Countries: \$5)

### INDUSTRY - continued

**Coal and Coke Statistics, August 1986**  
Catalogue number 45-002 (Canada: \$8 \$80; Other Countries: \$9 \$90)

**Construction Type Plywood, September 1986**  
Catalogue number 35-001 (Canada: \$4 \$40; Other Countries: \$5 \$50)

**Corrugated Boxes and Wrappers, September 1986**  
Catalogue number 36-004 (Canada: \$4 \$40; \$5 \$50)

**Crude Petroleum and Natural Gas Production, July 1986**  
Catalogue number 26-006 (Canada: \$8 \$80; Other Countries: \$9 \$90)

**Department Store Sales and Stocks, August 1986**  
Catalogue number 63-002 (Canada: \$13 \$130; Other Countries: \$14 \$140)

**Distillery Products Industry, 1985 Census of Manufactures**  
Catalogue number 32-251 B1121 (Canada: \$4; Other Countries: \$5)

**Factory Sales of Electric Storage Batteries, September 1986**  
Catalogue number 43-005 (Canada: \$4 \$40; Other Countries: \$5 \$50)

**Footwear Statistics, September 1986**  
Catalogue number 33-002 (Canada: \$4 \$40; Other Countries: \$5 \$50)

**Inventories, Shipments and Orders in Manufacturing Industries, August 1986**  
Catalogue number 31-001 (Canada: \$15 \$150; Other Countries: \$16 \$160)

## PUBLICATIONS RELEASED FROM NOVEMBER 21 - 27

### INDUSTRY - continued

**Leaf Tobacco Industry** 1985 Census of Manufactures Catalogue number 32-251 B1211 (Canada: \$4; Other Countries: \$5)

**Lime Industry**, 1985 Census of Manufactures Catalogue number 44-250 B3581 (Canada: \$4; Other Countries: \$5)

**Logging Industry**, 1984 Catalogue number 25-201 (Canada: \$20; Other Countries: \$21)

**Man-made Fibre and Filament Yarn Industry** 1985 Census of Manufactures Catalogue number 34-250 B1811 (Canada: \$4; Other Countries: \$5)

**Metal Plumbing and Fixtures Industry**, 1985 Census of Manufactures Catalogue number 41-251 B3091 (Canada: \$4; Other Countries: \$5)

**Monthly Production of Soft Drinks**, October 1986 Catalogue number 32-001 (Canada: \$2 \$20; Other Countries: \$3 \$30)

**New Motor Vehicle Sales**, August 1986 Catalogue number 63-007 (Canada: \$8 \$80; Other Countries: \$9 \$90)

**Particleboard, Waferboard and Hardboard**, September 1986 Catalogue number 36-003 (Canada: \$4 \$40; Other Countries: \$5 \$50)

**Precious Metal Secondary Refining Industry**, 1985 Census of Manufactures Catalogue number 44-250 B3922 (Canada: \$4; Other Countries: \$5)

**Prepared Flour Mixes and Prepared Cereal Foods Industry**, 1985 Census of Manufactures Catalogue number 32-250 B1052 (Canada: \$4; Other Countries: \$5)

**Printing, Publishing and Allied Industries**, 1984 Catalogue number 36-203 (Canada: \$20; Other Countries: \$21)

**Production and Disposition of Tobacco Products**, October 1986 Catalogue number 32-022 (Canada: \$4 \$40; Other Countries: \$5 \$50)

**Production and Sales of Phonograph Records and Pre-recorded Tapes in Canada**, September 1986 Catalogue number 47-004 (Canada: \$4 \$40; Other Countries: \$5 \$50)

**Production and Shipments of Steel Pipe, Tubing and Fittings**, September 1986 Catalogue number 41-011 (Canada: \$4 \$40; Other Countries: \$5 \$50)

**Pulpwood and Wood Residue Statistics**, September 1986 Catalogue number 25-001 (Canada: \$5 \$50; Other Countries: \$6 \$60)

**Other Transportation Equipment Industries**, 1985 Census of Manufactures Catalogue number 42-251 B3299 (Canada: \$4; Other Countries: \$5)

**Refined Petroleum Products**, August 1986 Catalogue number 45-004 (Canada: \$15 \$150; Other Countries: \$16 \$160)

**Wholesale Trade**, August 1986 Catalogue number 63-008 (Canada: \$5 \$50; Other Countries: \$6 \$60)

**Shipments of Animal and Poultry Feeds**, Semi-annual Period Ended June 1986 Catalogue number 32-004 (Canada: \$6 \$12; Other Countries: \$7 \$14)

### INDUSTRY - continued

**Shipments of Plastic Film and Bags Manufactured from Resin**, Quarter Ended September 30, 1986 Catalogue number 47-007 (Canada: \$5 \$20; Other Countries: \$6 \$24)

**Vegetable Oil Mills (Except Corn Oil)**, 1985 Census of Manufactures Catalogue number 32-250 B1061 (Canada: \$4; Other Countries: \$5)

### INTERNATIONAL AND FINANCIAL ECONOMICS

**Current Economic Indicators**, Vol. 2, No. 10, November 1986 Catalogue number 13-005 (Canada: \$10 \$100; Other Countries: \$11 \$110)

**Security Transactions with Non-residents**, August 1986 Catalogue number 67-002 (Canada: \$15 \$150; Other Countries: \$16 \$160)

### INTERNATIONAL TRADE

**Exports by Commodities**, September 1986 Catalogue number 65-004 (Canada: \$50 \$500; Other Countries: \$60 \$600)

**Exports by Countries**, January-September 1986 Catalogue number 65-003 (Canada: \$75 \$300; Other Countries: \$85 \$340)

**Summary of Canadian International Trade**, September 1986 Catalogue number 65-001 (Canada: \$15 \$150; Other Countries: \$16 \$160)

### LABOUR

**Employment, Earnings and Hours**, August 1986 Catalogue number 72-002 (Canada: \$35 \$350; Other Countries: \$36.50 \$365)

### PRICES

**Industry Price Indexes**, September 1986 Catalogue number 62-011 (Canada: \$15 \$150; Other Countries: \$16 \$160)

### SCIENCE, TECHNOLOGY AND CAPITAL STOCK

**Capacity Utilization Rates in Canadian Manufacturing**, Second Quarter 1986 Catalogue number 31-003 (Canada: \$20 \$80; Other Countries: \$21 \$84)

### TRANSPORTATION

**Radio and Television Broadcasting**, 1985 Catalogue number 56-204 (Canada: \$22; Other Countries: \$23)

**Railway Carloadings**, September 1986 Catalogue number 52-001 (Canada: \$7.50 \$75; Other Countries: \$8.50 \$85)


**Railway Carloadings**, 10-day Period Ending October 31, 1986 Catalogue number 52-005 (Canada: \$75; Other Countries: \$100)

**Railway Carloadings**, 7-day Period Ending November 7, 1986 Catalogue number 52-005 (Canada: \$75; Other Countries: \$100)

**Road Motor Vehicles - Registrations**, 1985 Catalogue number 53-219 (Canada: \$10; Other Countries: \$11)




## NEW FROM STATISTICS CANADA



### Current Publications Index, 1986

This publication replaces and updates the Statistics Canada Catalogue. Publications released up to June 30, 1986, still in print and not more than 10 years old are described and also referenced in a title and subject index. Separate lists of publications released, title changes, and titles discontinued since January 1, 1985 are provided.

The *Current Publications Index* is available in separate English (11-204E) and French (11-204F) editions at \$10 per issue. Copies may be purchased through Publication Sales at (613) 993-7276 or from any Statistics Canada regional reference centre.




### Tourism and Recreation - A Statistical Digest

This comprehensive publication includes data on travel, tourism and recreation of Canadian residents and visitors to Canada. The report features information for the years 1980-1985, as well as some statistical data for the first quarter of 1986.

The publication takes an issue-orientated approach. Among the topics discussed are: a micro-analysis of the accommodation sector; the impact of gasoline prices on automobile travel; the statistical significance of the travel account deficit; and the developments concerning a tourism "satellite" account within Statistics Canada.

*Tourism and Recreation - A Statistical Digest* (87-401) can be ordered from Publication Sales at (613) 993-7276.



### Selected Publications, Statistics Canada

A new quarterly catalogue designed to help users select the publications with the statistical information they need, lists over 400 of the most recent published periodicals and reports.

Each listing in *Selected Publications* includes the publication's catalogue number and price, as well as the number of pages. Most listings are further supplemented with descriptive abstracts which summarize the general content of the publication.

*Selected Publications, Statistics Canada* (11-009E, \$4) can be ordered from Publications Sales at (613) 993-7276.



1010718336

**KEY RELEASE CALENDAR: December 1986\***

MON.	TUE.	WED.	THUR.	FRI.
1	2	3	4 <i>Housing Starts, October</i>	5 <i>Labour Force Survey, November</i> <i>Financial Activity in Canada, Third quarter</i>
8 <i>New Housing Price Index, October</i> <i>International Travel, October</i>	9 <i>Therapeutic Abortions, 1985</i> <i>Department Store Sales by Region, October</i>	10 <i>Labour Income, September</i> <i>New Motor Vehicle Sales, October</i> <i>Merchandise Trade, October</i>	11 <i>Help-wanted index, November</i>	12 <i>Farm Cash Receipts, October</i> <i>Farm Prices of Agricultural Products, October</i>
15 <i>Composite Leading Indicator, September</i>	16 <i>Building Permits, September</i>	17 <i>Retail Trade, October</i>	18 <i>Department Store Sales and Stocks, October</i> <i>Indicator of Construction Activity, August</i> <i>Inventories, Shipments and Orders, October</i>	19 <i>Consumer Price Index, November</i> <i>Capacity Utilisation, Third quarter</i> <i>Sales of Refined Petroleum Products, October</i>
22 <i>Security Transactions, October</i>	23 <i>Unemployment Insurance Statistics, October</i>	24	25	26
29	30	31		

\* Anticipated dates of release only

**Infomat****A Weekly Review**

Published by the Communications Division, Statistics Canada.

Senior Editor: Greg Thomson (613) 991-1103

Editor: Linda McCormick (613) 991-1088

R.H. Coats Building, Tunney's Pasture, Ottawa, Ontario K1A 0T6.

Catalogue: 11-002E. Price: Canada, \$2 \$100; other countries, \$3 \$150. To subscribe: send money order or cheque payable to the Receiver General for Canada to Publication Sales, Statistics Canada, Ottawa, Ontario K1A 0T6.

Published under the authority of the Minister of Supply and Services Canada. Statistics Canada should be credited when reproducing or quoting any part of this document.