



IN·F·O·M·A·T

A WEEKLY REVIEW

Friday, July 20, 1990

OVERVIEW

■ Exports Increase


In May, seasonally adjusted exports increased \$575 million over April, one more in a series of wide fluctuations since the beginning of 1990.

■ Second Decline of Number of Foreign Travellers

The number of foreign travellers on trips of one or more nights to Canada decreased 2.0% in May, the second consecutive decline of that magnitude.

■ Apartment Construction Price Index Decelerates

In the first quarter of 1990, construction prices for apartments rose 4.2% from the same period last year, decelerating somewhat from the average annual increases of 5.5% in 1989 and 6% in 1988.



Exports Increase

Seasonally adjusted exports totalled \$12.4 billion in May 1990, an increase of \$575 million over April. This increase is one more in a series of wide fluctuations since the beginning of 1990. It followed a drop of nearly \$500 million in April and a rise of almost \$700 million in March.

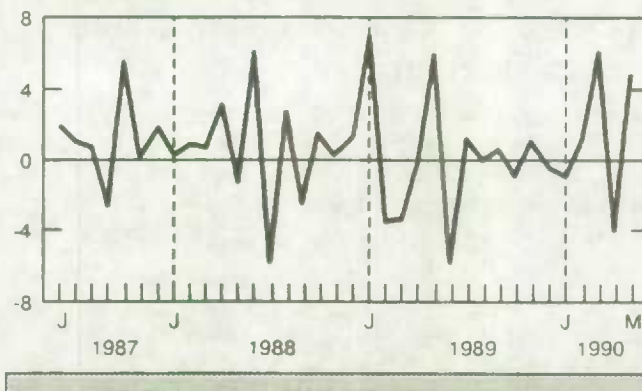
The rise in exports was partly attributable to exports of trucks and other motor vehicles which posted a 78% increase (\$367 million), more than offsetting the declines of recent months in this sector. Exports of machinery and equipment also posted a substantial gain (9%) after a much slower cumulative rise since January.

Imports, for their part were virtually unchanged from the previous month at \$11.5 billion. The previous months had shown small fluctuations, adding up to a mildly rising trend from the level of \$11.1 billion of late 1989.

(continued on page 2)

Exports

% change, previous month



... Exports Increase

There was a significant drop in imports of energy products, notably crude petroleum (-\$171 million), which had been stable for the three previous months. Partly offsetting this decrease, imports of automotive parts rose by \$153 million,

following a smaller decline. The increase coincided with the advance in Canadian production of motor vehicles noted in May.

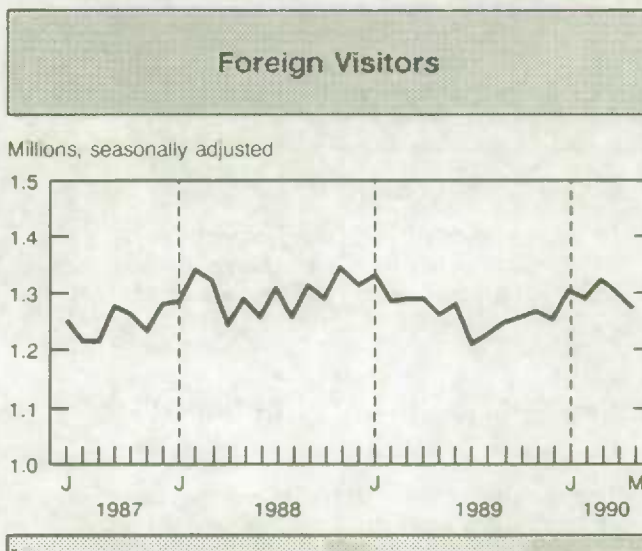
For further information, order the *Preliminary Statement of Canadian International Trade (65-001P)*, or contact *International Trade Division* at (613) 951-1711.

Second Decline of Number of Foreign Travellers

The number of foreign travellers on trips of one or more nights to Canada decreased 2.0% to 1.27 million in May. This was the second consecutive decline of that magnitude. The number of travellers from the United States has dropped for the second consecutive month; the number of travellers from other countries showed the fourth drop in a row.

In May, the number of Canadians taking overnight trips out of the country rose 1.5% to 1.65 million after declining twice in the previous three months. This reflected increases in overnight trips to the United States and in trips to other countries. However, the upward trend in foreign travel by Canadians, as measured by a 13-month weighted moving average, has levelled off since the beginning of 1990.

Most trips involving Canada are trips where travellers return home the same day. Same-day trips by Canadians to the United States account for over 70% of all trips by Canadians to other countries. They increased 6.6% compared to the previous month, offsetting the cumulative decline of the previous three months. On the other hand,



same-day travel to Canada by residents of the United States declined for the third time in four months, continuing a generally decreasing trend evident since 1986.

For further information, order *International Travel - Advance Information (catalogue 66-001P)* or contact *Education, Culture and Tourism Division* at (613) 951-8933.

Apartment Construction Price Index Decelerates

In the first quarter of 1990, construction prices for apartments rose 4.2% from the same period last year, decelerating somewhat from the average annual increases of 5.5% in 1989 and 6% in 1988.

Measured from 1986, the base year of the index, Toronto showed the largest gain, followed by Ottawa and Vancouver. In the first quarter, however, the largest year-over-year price increases were noted in Edmonton (6.8%), Calgary (6.3%) and Vancouver (6.2%). Price increases in these cities have been higher than average since the beginning of 1989.

This index, published for the first time, measures contractors' selling price changes for new apartment construction. The index relates to both general and trade contractors' work but excludes the cost of land, land assembly, design, development and real estate fees. Weights were derived from a detailed cost analysis of an actual apartment building constructed in 1981 in accordance with 1986 prices. Fixed weights are used at the city level. The annual weights for cities in the Canada index are constructed from the values of building permits issued for the three previous years, valued at the price levels of the fourth quarter of the last year.

For further information, order *Construction Price Statistics (catalogue number 62-007)* or contact *Prices Division* at (613) 951-9609.

PUBLICATIONS RELEASED FROM JULY 13 TO 19

AGRICULTURE

Cereals and Oilseeds Review, April 1990. Catalogue number 22-007 (Canada: \$13.80/\$138.00; United States: US\$16.60/US\$166.00; Other Countries: US\$19.30/US\$193.00).

Greenhouse Industry, 1988 and 1989. Catalogue number 22-202 (Canada: \$26.00; United States: US\$31.00; Other Countries: US\$36.00).

BALANCE OF PAYMENTS

System of National Accounts - Canada's Balance of International Payments, First Quarter 1990. Catalogue number 67-001 (Canada: \$27.50/\$110.00; United States: US\$33.00/US\$132.00; Other Countries: US\$38.50/US\$154.00).

DEMOGRAPHY

Quarterly Demographic Statistics, January-March 1990. Catalogue number 91-002 (Canada: \$7.50/\$30.00; United States: US\$9.00/US\$36.00; Other Countries: US\$10.50/US\$42.00).

INDUSTRY

Canned and Frozen Fruits and Vegetables - Monthly, March 1990. Catalogue number 32-011 (Canada: \$5.00/\$50.00; United States: US\$6.00/US\$60.00; Other Countries: US\$7.00/US\$70.00).

Construction Type Plywood, May 1990. Catalogue number 35-001 (Canada: \$5.00/\$50.00; United States: US\$6.00/US\$60.00; Other Countries: US\$7.00/US\$70.00).

Department Store Sales and Stocks, October 1989. Catalogue number 63-002 (Canada: \$14.40/\$144.00; United States: US\$17.30/US\$173.00; Other Countries: US\$20.20/US\$202.00).

Footwear Statistics, May 1990. Catalogue number 33-002 (Canada: \$5.00/\$50.00; United States: US\$6.00/US\$60.00; Other Countries: US\$7.00/US\$70.00).

Industrial Chemicals and Synthetic Resins, May 1990. Catalogue number 46-002 (Canada: \$5.60/\$56.00; United States: US\$6.70/US\$67.00; Other Countries: US\$7.80/US\$78.00).

Oil Pipe Line Transport, 1989. Catalogue number 55-201 (Canada: \$22.00; United States: US\$26.00; Other Countries: US\$31.00).

Oil Pipe Line Transport, April 1990. Catalogue number 55-001 (Canada: \$10.00/\$100.00; United States: US\$12.00/US\$120.00; Other Countries: US\$14.00/US\$140.00).

Oils and Fats, May 1990. Catalogue number 32-006 (Canada: \$5.00/\$50.00; United States: US\$6.00/US\$60.00; Other countries: US\$7.00/US\$70.00).

Particleboard, Waferboard and Fibreboard, May 1990. Catalogue number 36-003 (Canada: \$5.00/\$50.00; United States: US\$6.00/US\$60.00; Other Countries: US\$7.00/US\$70.00).

Production and Shipments of Steel Pipe and Tubing, May 1990. Catalogue number 41-011 (Canada: \$5.00/\$50.00; United States: US\$6.00/US\$60.00; Other Countries: US\$7.00/US\$70.00).

INDUSTRY - Concluded

Pulpwood and Wood Residue Statistics, May 1990. Catalogue number 25-001 (Canada: \$6.10/\$61.00; United States: US\$7.30/US\$73.00; Other Countries: US\$8.50/US\$85.00).

Refined Petroleum Products, April 1990. Catalogue number 45-004 (Canada: \$18.20/\$182.00; United States: US\$21.80/US\$218.00; Other Countries: US\$25.50/US\$255.00).

Retail Trade, April 1990. Catalogue number 63-005 (Canada: \$14.40/\$144; United States: US\$17.30/US\$173.00; Other Countries: US\$20.20/US\$202.00).

Steel Wire and Specified Wire Products, May 1990. Catalogue number 41-006 (Canada: \$5.00/\$50.00; United States: US\$6.00/US\$60.00; Other Countries: US\$7.00/US\$70.00).

INTERNATIONAL TRADE

Exports by Commodity (H.S. Based), April 1990. Catalogue number 65-004 (Canada: \$55.10/\$551.00; United States: US\$66.10/US\$661.00; Other Countries: US\$77.10/US\$771.00).

Preliminary Statement of Canadian International Trade (H.S. Based), May 1990. Catalogue number 65-001P (Canada: \$10.00/\$100.00; United States: US\$12.00/US\$120.00; Other Countries: US\$14.00/US\$140.00).

INVESTMENT AND CAPITAL STOCK

Capacity Utilization Rates in Canadian Manufacturing Industries, First Quarter 1990. Catalogue number 31-003 (Canada: \$11.00/\$44.00; United States: US\$13.25/US\$53.00; Other Countries: US\$15.50/US\$62.00).

LABOUR

Quarterly Estimates of Trusteed Pension Funds, Fourth Quarter 1989. Catalogue number 74-001 (Canada: \$11/\$44; United States: US\$13.25/US\$53.00; Other Countries: US\$15.50/US\$62.00).

The Labour Force, June 1990. Catalogue number 71-001 (Canada: \$17.90/\$179.00; United States: US\$21.50/US\$215.00; Other Countries: US\$25.10/US\$251.00).

TRANSPORTATION

Passenger Bus and Urban Transit Statistics, May 1990. Catalogue number 53-003 (Canada: \$7.10/\$71.00; United States: US\$8.50/US\$85.00; Other Countries: US\$9.90/US\$99.00).

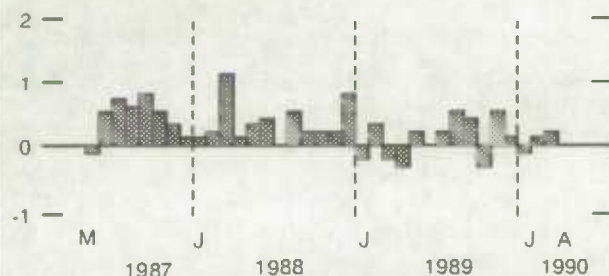
Railway Operating Statistics, March 1990. Catalogue number 52-003 (Canada: \$10.50/\$105.00; United States: US\$12.60/US\$126.00; Other Countries: US\$14.70/US\$147.00).

Service Bulletin - Aviation, Issued in July 1990. Catalogue number 51-004 (Canada: \$9.30/\$93; United States: US\$11.20/US\$112.00; Other Countries: US\$13.00/US\$130.00).

CURRENT TRENDS*

Gross Domestic Product

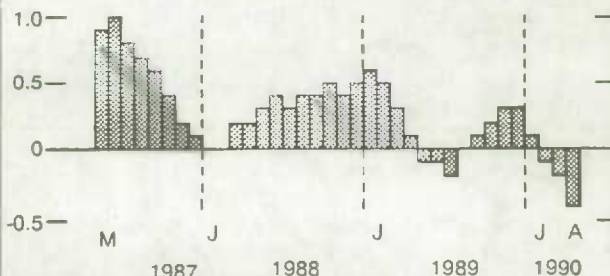
% change, previous month



Real Gross Domestic Product was unchanged in April, following gains of 0.2% in March and 0.1% in February.

Composite Leading Indicator

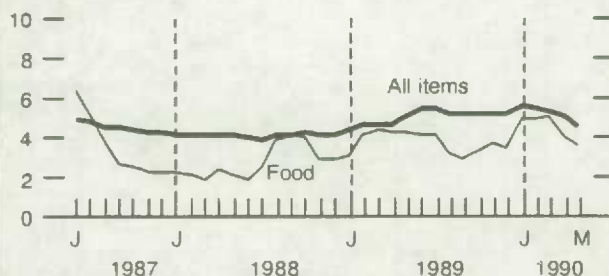
% change, previous month



The composite leading index fell by 0.4% in April, after drops of 0.1% in February and 0.2% in March.

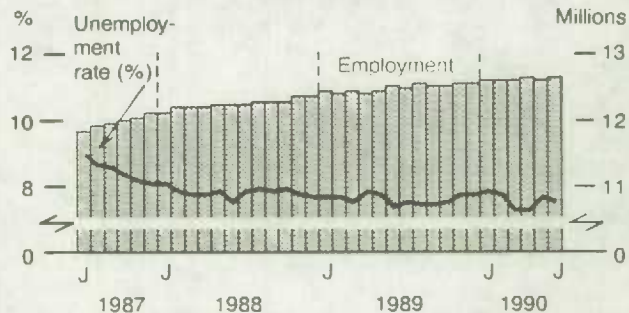
Consumer Price Index

% change, previous year



The year-over-year increase in the consumer price index was 4.5% in May.

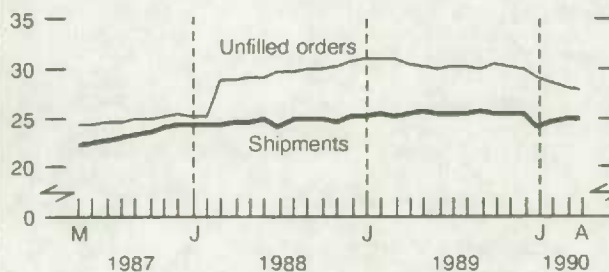
Unemployment Rate and Employment



In June, seasonally adjusted employment rose marginally from the previous month.

Manufacturing

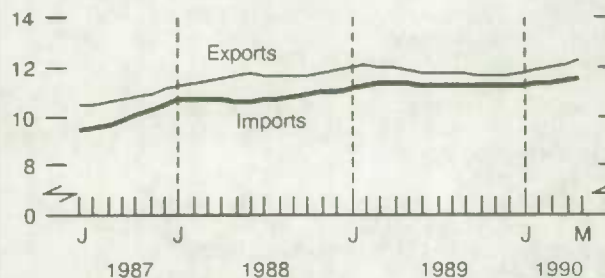
Billions of dollars



Manufacturers' shipments decreased 0.7% in April after two consecutive increases.

Merchandise Trade

Billions of dollars, short-term trend



In May, seasonally adjusted exports increased \$575 million over April.

* All series are seasonally adjusted except the consumer price index.

LATEST MONTHLY STATISTICS

	Period	Level	Change Previous Period	Change Previous Year
GENERAL				
Gross Domestic Product (\$ billion, 1981)	April	416	0.0%	1.6%
Composite Leading Indicator (1981 = 100)	April	144.9	-0.4%	-0.1%
Profits of Industrial Corporations (\$ billion)	1st Q	6.2	-1.5%	-51.6%
DOMESTIC DEMAND				
Retail Trade (\$ billion)	April	16.3	-1.0%	1.9%
New Motor Vehicle Sales ('000 units)	May	109	-1.2%	-15.4%
LABOUR				
Employment (millions)	June	12.6	0.1%	0.9%
Unemployment Rate (%)	June	7.5	-0.1	0.2
Participation Rate (%)	June	66.8	-0.1	-0.2
Labour Income (\$ billion)	April	31.6	0.8%	8.8%
Average Weekly Earnings (\$)	April	506.02	0.6%	5.2%
INTERNATIONAL TRADE				
Merchandise Exports (\$ billion)	May*	12.4	4.8%	0.1%
Merchandise Imports (\$ billion)	May*	11.5	-0.1%	-2.3%
Merchandise Trade Balance (\$ billion)	May*	1.0	0.6	0.4
MANUFACTURING				
Shipments (\$ billion)	April	24.6	-0.7%	-2.85%
New Orders (\$ billion)	April	24.3	0.8%	-2.44%
Unfilled Orders (\$ billion)	April	27.7	-1.1%	-9.16%
Inventory/ Shipments Ratio	April	1.55	0.0	-0.22
Capacity Utilization (%)	1st Q	80.4	-1.6	-4.1
PRICES				
Consumer Price Index (1981 = 100)	May	157.2	0.5%	4.5%
Industrial Product Price Index (1981 = 100)	May	131.8	0.3%	0.3%
Raw Materials Price Index (1981 = 100)	May	99.6	-2.0%	-3.5%
New Housing Price Index (1981 = 100)	May	145.6	-0.3%	3.5%

Note: All series are seasonally adjusted with the exception of average weekly earnings and the price indexes.

** New this week.*

I·N·F·O·M·A·T

A Weekly Review

Published by the Communications Division
Statistics Canada.

Senior Editor: Greg Thomson (613) 951-1116
Editor: Yves Saint-Pierre (613) 951-1197

R.H. Coats Building, Tunney's Pasture, Ottawa, Ontario K1A 0T6.

Catalogue: 11-002E. Price: Canada: \$2.50 per issue, \$125.00 per year; United States: US\$3.00 per issue, US\$150.00 per year; Other Countries: US\$3.50 per issue, US\$175.00. To subscribe: send money order or cheque payable to the Receiver General for Canada/Publication Sales, Statistics Canada, Ottawa, Ontario K1A 0T6. To order by telephone dial: 1-800-267-6677 within Canada or 613-951-7277 from all other countries.

Published under the authority of the Minister of Industry, Science and Technology. All rights reserved. No part of this publication may be reproduced, stored in a retrieval system or transmitted in any form or by any means, electronic, mechanical, photocopying, recording or otherwise without prior written permission of the Minister of Supply and Services Canada.

Statistics Canada Library
Bibliothèque Statistique Canada



1010037343