



Statistics  
Canada

Statistique  
Canada

# Selected Publications

## Statistics Canada

**SPRING '87**



Canada

Published under the authority of the  
Minister of Supply and Services Canada

© Minister of Supply and Services  
Canada 1987

April 1987

7-2650-501

Price: Canada, \$4.00  
Other Countries, \$5.00

Payment to be made in Canadian funds  
or equivalent

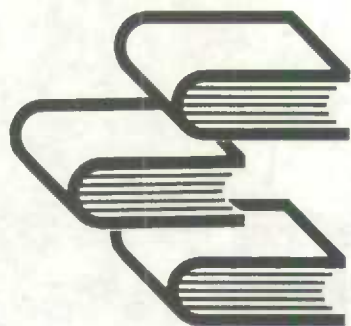
Catalogue 11-009E

ISSN 0830-1557E

Ottawa

Version française de cette publication  
disponible sur demande au catalogue #11-009F

**Selected  
Publications**  
Statistics  
Canada



# Introduction

Here is a selection of Statistics Canada publications. We regularly publish and market a large number of reports, most of which are the fruit of many field surveys covering all facets of Canadian society.

This selection of publications is designed to provide you with information about every aspect of our country. The economy, the population, education, agriculture, manufacturing, communications and technology are among the wide variety of activities discussed in the majority of these publications.

Over 350 titles are included in this selection, most of which were published between April 1985 and January 1987. You may find them useful in your research or as an excellent reference source, regardless of your area of expertise.


Our Regional Reference Centre staff will tell you how to order these publications, if necessary. Their addresses and telephone numbers are listed on the back cover of the catalogue.

# NOT SURE WHERE TO TURN FOR THE FACTS?

Not sure where to turn for the facts?

Then subscribe to *Canadian Social Trends*, the authoritative information journal on changing conditions, published four times a year by Statistics Canada.

If you are a trendwatcher in business, government, the media, social planning or education, *Canadian Social Trends* will provide you with the latest trend data and analysis on work, income, population dynamics, crime, education, social security, health and housing.



*Canadian Social Trends* also contains the latest figures for major social indicators. Moreover, this journal will keep you informed of the latest products and services offered by Statistics Canada.

*Canadian Social Trends*, Catalogue No. 11-008E (quarterly) is available for \$12.50 per copy/

\$44.00 annually (in Canada); \$15.00 per copy/\$50.00 annually (elsewhere) from Publication Sales and Services, Statistics Canada, Ottawa, Ont. K1A 0T6. Telephone: (613) 993-7276.

S U B S C R I B E N O W !




Statistics  
Canada

Statistique  
Canada

Canada





# Table of contents

## General / 1

- General / 1
- Working Manuals / 3
- Comprehensive Studies / 5
- Productivity Studies / 7
- Input-Output Tables / 7
- Small Data Area / 8
- Gross Domestic Product by Industry / 8

## Primary Industries / 8

- Farm Income, Value and General Production / 8
- Farm Crops / 9
- Farm Livestock and Animal Products / 10
- Forestry / 11
- Mining / 11

## Manufacturing / 11

- General Surveys / 12
- Food, Beverages and Tobacco / 13
- Leather and Rubber Products / 14
- Wood and Furniture Products / 14
- Paper Products and Printing / 14
- Primary Metals and Fabricated Metal Products / 15
- Electrical Equipment / 15
- Non-metallic Mineral Products / 15
- Petroleum and Coal Products / 16
- Chemicals / 16
- Miscellaneous Manufactures / 16

## Transportation, Communications and Utilities / 16

- Surface and Marine Transport / 16
- Air Transport / 17
- Rail Transport / 18
- Road Transport / 18
- Water Transport / 19
- Pipe Line Transport / 19
- Communications / 20
- Other Utilities / 20

## Commerce, Construction, Finance and Prices / 21

- Business Conditions / 21
- Prices and Consumer Expenditure / 23
- Merchandising and Services / 24
- Construction and Housing / 27
- International Trade / 28
- International Travel / 29
- Balance of Payments and International Investments / 29
- Government Finance / 30

## Employment, Unemployment and Labour Income / 31

- Labour Force / 31
- Employment and Earnings / 32
- Unemployment Insurance / 33
- Employee Benefit Plans / 33

## Education, Culture, Health and Welfare / 34

- Education / 34
- Public Health / 35
- Hospitals and the Health Manpower / 38
- Vital Statistics / 38
- Justice Statistics / 39
- Welfare Statistics / 40
- Culture and Tourism / 42
- Science and Technology / 43
- Social Analytical Studies / 45

## Census and Intercensal Studies / 47

- Population Estimates and Projections / 47

## Publications Order Form /

## How to Order Publications /

## Statistics Canada Regional Reference Centres /

GENERAL



11-001E

■ Statistics Canada Daily

Contains news summaries and announcements of reports, reference papers and other releases and a list of titles of the publications released. Essential for those who want to keep informed day by day on all information issued by Statistics Canada.

Daily E. or F. Up to 20 pp.

Canada: \$0.75 a copy; \$100.00 a year

Other Countries: \$1.25 a copy; \$125.00 a year



11-002E

■ Informat


Weekly digest highlighting major Statistics Canada reports, reference papers and other releases. Contains

charts, summary of latest monthly statistics and a complete list of publications released during the week, arranged alphabetically by originating division.

Weekly E. or F. Up to 8 pp.

Canada: \$2.00 a copy; \$100.00 a year

Other Countries: \$3.00 a copy; \$150.00 a year



11-003E

■ Canadian Statistical Review

Summarizes Canadian economic indicators and statistics showing monthly or quarterly figures for most recent two years. Data are entirely derived from CANSIM. Includes seasonally adjusted major indicators and charts and features articles on general economic conditions and special subjects.

Monthly E. or F. Up to 133 pp.

Canada: \$20.00 a copy; \$200.00 a year

Other Countries: \$21.50 a copy; \$215.00 a year

11-008E

■ Canadian Social Trends

This new magazine-style report, published every three months, discusses the social, economic, and demographic changes affecting the lives of Canadians. You will find in this publication the best available statistical information portraying our behaviour and living conditions.

Every quarter, Canadian Social Trends, features in depth analysis of major social concerns in the areas of work, health, education, income, and spending, as well as providing trend reports on issues of current interest.

Quarterly E. or F. 36 pp.

Canada: \$12.50 a copy; \$44.00 a year

Other Countries: \$15.00 a copy; \$50.00 a year

11-009E

■ Statistics Canada, Selected Publications

Quarterly E. or F. 50 pp.

Canada: \$4.00 a copy; \$16.00 a year

Other Countries: \$5.00 a copy; \$20.00 a year

11-201

■ Statistics Canada Annual Report

Covers the operations and services of the bureau during the fiscal year under review. Includes an overview and a summary of bureau activity in major areas such as economic statistics, industry statistics, socio-economic statistics, the census, research and development, and user/respondent services and liaison.

Annual Bilingual 37 pp.

No Charge

11-204E

■ Current Publications Index

As the official record of Statistics Canada's current publications program, this directory lists, describes and indexes all catalogued publications released up to June 30, 1986, still in print, and not more than 10 years old. Similar in style, content and format to the former Statistics Canada Catalogue it lists and describes over 950 publications in the abstracts section and provides over 8000 references in the comprehensive subject index. The Current Publications Index is designed to provide clients and prospective clients of Statistics Canada with a quality reference source.

Annual E. or F. 152 pp.

Canada: \$10.00 a copy

Other Countries: \$11.50 a copy

11-207

## ■ Listing of Supplementary Documents

A systematic inventory of supplementary Statistics Canada documents available to the public. Included are technical papers, memoranda, and discussion and working papers.

*Annual Bilingual 23 pp.*

*Canada: \$5.00 a copy*

*Other Countries: \$6.00 a copy*

11-207S


## ■ Listing of Supplementary Documents

*Supplement.*

*Annual Bilingual 23 pp.*

*Canada: \$5.00 a copy*

*Other Countries: \$6.00 a copy*



11-402E

## ■ Canada Year Book 1985

Designed to serve as a reference work, this is the latest edition in a series that is now 80 years old. Canada Year Book 1985 presents a detailed portrait of Canada in the mid-1980's, while also serving as a guide to other statistical sources. A wealth of information provides a synopsis of Canada's political, economic and social systems. Included is an examination of the last two federal elections, the recent recession, trends in retail and wholesale trade, the move to smaller families and the aging of the population.

This book is widely used by librarians, parliamentarians, teachers, diplomats, journalists and readers interested in Canadians and Canadian lifestyles.

*Biennial E. or F. 894 pp.*

*Canada: \$54.00 a copy*

*Other Countries: \$70.00 a copy*

11-403E

## ■ Canada Handbook

Encyclopaedic in its scope, this impressive reference book presents both current and historical information in a comprehensive portrait of Canada.

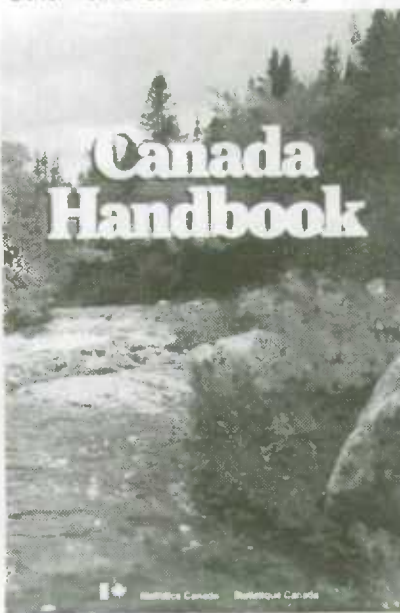
In a single, compact volume the Canada Handbook examines such topics as the land, history, education, arts and culture, communications, health and welfare, the government and legal system, the economy, the labour scene and foreign economic relations.

Its concise text, enhanced by over 200 striking photographs, makes excellent reading from start to finish.

*Biennial E. or F. 9 X 6. 256 pp.*

*Canada: \$15.00 a copy*

*Other Countries: \$16.50 a copy*



11-509E

## ■ Human Activity and the Environment: A Statistical Compendium

Statistics Canada's new 375-page publication, Human Activity and the Environment, is the most comprehensive statistical description of the variety and intensity of human ventures that affect Canada's ecosystem. This compendium of environmental, social and economic data has been compiled from a variety of sources, including Statistics Canada, Environment Canada and federal and provincial government agencies.


Human Activity and the Environment is designed to help Canadians understand the breadth and complexity of the interaction between ourselves and the world of nature. As such, it documents everything from population movements to mining and from industrial emissions to airports. It also examines attempts to protect our environment and public opinion about major pollution problems.

Human Activity and the Environment is a valuable statistical reference for Human Activity and the Environment scientific researchers, policy-makers and the general public alike. It contains 172 tables, 66 charts and 77 maps, many in colour. Data are presented for ecological regions and drainage basins as well as administrative areas (e.g., provinces). The 17 "technical boxes" found throughout the eight chapters explain the nature and usefulness of selected data series, and the findings of special scientific studies.

*Occasional E. and F. 375 pp.*

*Canada: \$45.00 a copy*

*Other Countries: \$55.00 a copy*



11-514E

## ■ Directory of Micro Data and Special Tabulations

This publication is a directory to a large bank of statistical data until now unknown to many users! Containing 175 descriptions of data sources, it will help you find out what data are accessible and how they can be obtained. Each description provides:

- the source or origin of the data;
- the universe;
- the subject content;
- the geographic coverage;
- the availability of custom tabulations;



- and who to contact for further information;
- as well as other details.

Along with the Statistics Canada Catalogue, this directory presents the most complete documentation of what is available within Statistics Canada – published and unpublished

*Occasional E. or F. 113 pp.*  
*Canada: \$8.00 a copy*  
*Other Countries: \$9.00 a copy*

11-515

## ■ Index to Municipal Data, 1982

Presents over 250 Statistics Canada publications with data for Canadian municipalities and metropolitan areas. The text, complete to November 1982, is arranged alphabetically by municipality. All census subdivisions, census metropolitan areas and census agglomerations in Canada are listed. Also included is a guide to unpublished small area data sources within Statistics Canada.

*Occasional Bilingual 553 pp.*  
*Canada: \$15.90 a copy*  
*Other Countries: \$19.10 a copy*

11-517E

## ■ Canada's Young Family Home-Owners - A Teaching Kit

These are families headed by parents, born during the "baby boom", the period that saw a jump in the national birth rate following World War II. The "boomers" form a population group substantially larger than those before and after them and created special needs as they moved from infancy to adulthood. In the 1980s, many of them head young families and this kit looks at how and where they live and assesses their current impact on society.

This kit includes

- a set of 9 two-colour transparencies
- a topically related census publication
- illustrated student worksheets
- and more.

*Occasional E. or F.*  
*Canada: \$25.00 a copy*  
*Other Countries: \$30.00 a copy*

11-518E

## ■ Living Alone - A Teaching Kit

A single male university graduate and an elderly widow who didn't finish high school are two types of Canadians very likely to live alone. But they aren't the only ones. Single-person households have been growing steadily in number since 1956, with a sharp increase from 1971 to 1981. This kit details where our singles live, their educational background, the type of accommodation they occupy and their incomes.

This kit includes

- a set of 10 two-colour transparencies
- a topically related census publication
- illustrated student worksheets
- and more.

*Occasional E. or F.*  
*Canada: \$25.00 a copy*  
*Other Countries: \$30.00 a copy*

11-519E

## ■ The Elderly in Canada - A Teaching Kit

From 1971 to 1981, the population of age 65 over grew by 35% while the country's total population increased just 13%. The trend toward a higher proportion of seniors promises to continue well into the next century, making new demands on our society.

This kit includes

- a set of 12 two-colour transparencies
- a topically related census publication
- illustrated student worksheets
- and more.

*Occasional E. or F.*  
*Canada: \$25.00 a copy*  
*Other Countries: \$30.00 a copy*

11-520E

## ■ Canada's Lone-Parent Families - A Teaching Kit

The number of single-parent families has been increasing steadily since 1966. Proportionally, more children than ever before are being raised in such households. These families are most likely to have lower incomes and to spend more than the recommended portion of income on shelter. Where these families live, how their incomes compare with those of other Canadians and the types of housing they occupy are examined.

This kit includes

- a set of 17 two-colour transparencies
- a topically related census publication
- illustrated student worksheets
- and more.

*Occasional E. or F. 113 pp.*  
*Canada: \$25.00 a copy*  
*Other Countries: \$30.00 a copy*

11-524E

## ■ Set of Four Family Studies Teaching Kits

This product consists of special package containing the following four individual family teaching kits (described above):

- 11-517E Canada's Young Family Home-Owners
- 11-518E Living Alone
- 11-519E The Elderly in Canada
- 11-520E Canada's Lone Parent Families

A total of 38 two-colour transparencies along with other important classroom materials will add interest to any social studies course.

*Occasional E. or F.*  
*Canada: \$90.00 a set of four*  
*Other Countries: \$108.00 a set of four*

# WORKING MANUALS

12-001

## ■ Survey Methodology

Survey Methodology publishes articles dealing with various aspects of statistical development such as:

- design issues in the context of practical constraints;
- use of different data sources and collection techniques;
- total survey error;
- survey evaluation;
- research in survey methodology;
- time series analysis;
- seasonal adjustment;
- demographic studies;
- data integration and analysis;
- estimation and data analysis methods;
- general survey systems development.

Emphasis is placed on the development and evaluation of specific methodologies as applied to data collection or the data themselves.

*Semi-annual Bilingual 108 pp.*  
*Canada: \$20.00 a copy*  
*Other Countries: \$23.00 a copy*



12-201

## ■ Changes to Municipal Boundaries, Status and Names

This bulletin provides a summary of the changes affecting the boundaries, status and names of Census Subdivisions (i.e. cities, towns, villages, townships, rural municipalities, etc.) processed during the last year. Population figures from the last census are provided according to the revised CSD limits along with revised land area figures and the Standard Geographic Classification code, before and after the changes.

*Annual Bilingual 99 pp.*  
*Canada: \$20.00 a copy*  
*Other Countries: \$21.00 a copy*

12-205

## ■ Inventory of Statistics Canada Questionnaires on Microfiche

The Inventory is a two-part publication; both parts are available separately.

Part I, 233 microfiche, 12-205M Part II, the Index 12-205S.

The Inventory provides complete coverage for all the questionnaires used in Statistics Canada in the collection of its statistical programs. This includes administrative forms from other federal and provincial government departments and agencies from which Statistics Canada derives statistics. Wherever possible, it also includes related enumerator/respondent instruction material.

*Annual Bilingual.*  
*Canada: \$160.00 a copy*  
*Other Countries: \$161.00 a copy*

12-501E

## ■ Standard Industrial Classification Manual

Classifies establishments to industry classes on the basis of their principal activities. The basic concepts of the 1980 edition of the classification are the same as the 1970 edition though some conceptual refinements have been incorporated – the number of divisions has been increased, the coding structure has been made hierarchical and a four-digit class level has been added.

*Occasional E. or F. Up to 528 pp.*  
*Canada: \$50.00 a copy*  
*Other Countries: \$63.00 a copy*

12-519E

## ■ Development and Design of Survey Questionnaires

Successful implementation of surveys depends to a large extent on good questionnaire design but the failure to devote sufficient attention, care and resources to questionnaire development is surprisingly common in current survey practice. As a consequence, many surveys fail to achieve their full potential.

From its introductory comment through its four chapters dealing with organizing to design, development, production and evaluation of questionnaires, *Development and Design of Survey Questionnaires* intends to promote good questionnaire design and serve as a reference and training tool.


It provides a discussion of issues related to wording, format, layout, etc., illustrating these with examples from recent federal surveys. A checklist and bibliography complete the text.

*By R. Platek, E.K. Pierre-Pierre and P. Stevens*

*Occasional E. or F. 132 pp.*  
*Canada: \$25.00 a copy*  
*Other Countries: \$26.50 a copy*

descriptive material are provided. Amendments to the Directory are issued periodically as more series are added to the base and are included in the price of the Directory.

*Occasional E. or F. Up to 296 pp.*  
*Canada: \$45.00 a copy*  
*Other Countries: \$54.00 a copy*



12-570E

## ■ Standard Industrial Classification for Companies and Enterprises – 1980

This first edition of the Canadian Standard Industrial Classification for Companies and Enterprises – 1980 (SIC-C) complements the Standard Industrial Classification for establishment statistics (SIC-E), which up to now has been the single authoritative source for classifying and publishing economic statistics by industry.

This new industrial classification, for the first time, provides a framework for classifying Canadian companies and enterprises to 18 main industrial sectors such as energy, wood and paper, communications, 60 sub-sectors and 163 segments, structured to reflect the organization of production for the delivery of goods and services. The SIC-C is primarily intended to be used in the collection, compilation and publication of financial statistics, such as Corporation Financial Statistics and corporation profits.

*Occasional E. or F., 381 pp.*  
*Canada: \$50.00 a copy*  
*Other Countries: \$72.00 a copy*



12-569E

## ■ CANSIM: Mini Base Series Directory

Provides detailed information on the data contained in the CANSIM Mini Base. For each series, the series title, start date, source of data and other

## COMPREHENSIVE STUDIES

13-001

### ■ System of National Accounts, National Income and Expenditure Accounts

Contains gross national product and its principal components, sources and disposition of personal income and gross saving, government revenue and expenditure by level of government, transactions of residents with non-residents, gross national expenditure in constant (1971) dollars, implicit price indexes, analysis of recent trends and occasional short articles of a technical or analytical nature. A quarterly information bulletin containing preliminary data is available from the Gross National Product Division.

*Quarterly Bilingual Up to 67 pp.*

*Canada: \$15.00 a copy; \$60.00 a year*

*Other Countries: \$16.00 a copy; \$64.00 a year*

13-002

### ■ System of National Accounts, Financial Flow Accounts

Contains matrices, economic sector and financial category tables, as well as a review of Canadian financial and monetary developments.

*Quarterly Bilingual Up to 175 pp.*

*Canada: \$35.00 a copy; \$140.00 a year*

*Other Countries: \$36.00 a copy; \$144.00 a year*

13-002P

### System of National Accounts, Financial Flow Accounts – Preliminary Release

Preliminary estimates of quarterly changes in holdings of financial assets or in liabilities incurred for each of 12 sectors of the Canadian economy. Linked to data for savings, non-financial capital acquisition from other components of the National Accounts,

these data show the net lending or borrowing and resultant investment or means of financing. Net savings and capital consumption allowances are shown, together with non-financial capital acquisition (e.g., gross fixed capital formation, inventories). Details of financing instrument ranges from deposits at banks and other financial institutions, through marketable instruments (e.g., commercial paper, bonds and shares) and loans, and non-intermediated financing vehicles, such as trade credit. The preliminary data are available free of charge with a subscription to Financial Flow Accounts (Cat. 13-002) which includes more comprehensive data on 29 sub-sectors of the economy.

P.S.: Subscribe to the higher priced publication 13-002 at its regular price and you will receive 13-002P at no additional charge.

*Quarterly Bilingual Up to 30 pp.*

*Canada: \$10.00 a copy; \$40.00 a year*

*Other Countries: \$11.00 a copy; \$44.00 a year*

13-005


### ■ Current Economic Indicators

The monthly bilingual publication "Current Economic Indicators" comprises the Canadian Composite Leading Indicator and a Monthly Review of the current economic situation.

*Monthly Bilingual 7 pp.*

*Canada: \$10.00 a copy; \$100.00 a year*

*Other Countries: \$11.00 a copy; \$110.00 a year*



13-006

### ■ Quarterly Economic Summary

The quarterly bilingual publication "Quarterly Economic Summary" includes a detailed analysis of the main sectors of the Canadian economy, notably output, consumer spending, residential construction, business investments, imports and exports, stocks, financial markets, prices, employment and unemployment, as well as an analysis of the economies of major industrialized countries.

*Quarterly Bilingual 39 pp.*

*Canada: \$25.00 a copy; \$100.00 a year*

*Other Countries: \$26.00 a copy; \$104.00 a year*

13-007E

### ■ Quarterly Economic Summary: Statistical Supplement

This publication complements the two publications mentioned above. This publication includes extensive tables providing useful transformations of the source data such as percentage changes, ratios, smoothed time series, etc.

*Quarterly E. or F. 63 pp.*

*Canada: \$25.00 a copy; \$100.00 a year*

*Other Countries: \$26.00 a copy; \$104.00 a year*



13-201

## ■ System of National Accounts, National Income and Expenditure Accounts: The Annual Estimates

Contains series for breakdowns of sector accounts including industrial distribution of gross domestic product, geographical distribution of personal income, and government revenues and expenditures. Contains summary and special detail tables and reconciliation statements. Measures components of gross national expenditure in constant dollars. CANSIM matrix numbers are provided for all tables. See also 13-001.

*Annual Bilingual 110 pp.*

*Canada: \$30.00 a copy*

*Other Countries: \$31.00 a copy*

13-206

## ■ Income Distributions by Size in Canada: Preliminary Estimates

Preliminary estimates of family and individual incomes by size of income, region/province, family size, number of children, age and sex of family head or individual. Includes income shares by quintiles, incidence and characteristics of low income families and unattached individuals. Statistics derived from the Survey of Consumer Finances conducted annually since 1972.

*Annual Bilingual 27 pp.*

*Canada: \$10.00 a copy*

*Other Countries: \$11.00 a copy*

13-207

## ■ Income Distributions by Size in Canada, 1984

What is the buying power of your market?

This annual report classifies Canadian families into 16 groups, and the data cover income, major source of income, region/province, age and sex of the head of the household, and other characteristics. It includes income by quintiles and the demographic characteristics of low-income families and individuals.

*Annual Bilingual 184 pp.*

*Canada: \$38.00 a copy*

*Other Countries: \$39.50 a copy*

13-208

## ■ Family Incomes: Census Families

Distributions of census families and persons not in families by size of income, major source of income, region/province, age, sex and other characteristics. The family concept used is identical to the Canadian census. Statistics are derived from the Survey of Consumer Finances conducted annually since 1972.

*Annual Bilingual 42 pp.*

*Canada: \$12.00 a copy*

*Other Countries: \$13.00 a copy*

13-210

## ■ Income After Tax: Distributions by Size in Canada

Income distributions for families, unattached individuals and all persons with income are shown on an after-tax basis by selected characteristics such as region, age and sex. Income after tax is defined as total money income less income taxes paid. Statistics are derived from the Survey of Consumer Finances conducted annually since 1972.

*Annual Bilingual 85 pp.*

*Canada: \$20.00 a copy*

*Other Countries: \$21.00 a copy*

13-211

## ■ Fixed Capital Flows and Stocks

Covers the most recent five years of capital flow and stock data by industry (1970 Standard Industrial Classification). Estimates of capital formation, capital consumption allowances and gross and net stock, in both current and constant (1971) dollars, are given for building, engineering and machinery and equipment assets. Price indexes for capital expenditures on plant and equipment by industry are also presented. Includes definitions, a short description of the methodology and a list of related publications.

*Annual Bilingual 67 pp.*

*Canada: \$40.00 a copy*

*Other Countries: \$41.00 a copy*

13-213

## ■ System of National Accounts, Provincial Economic Accounts: Experimental Data

Contains statistical tables of gross domestic product and expenditure and government revenue and expenditure, by province. An introduction outlining concepts and methods is also included.

*Annual Bilingual 210 pp.*

*Canada: \$30.00 a copy*

*Other Countries: \$31.50 a copy*

13-214

## ■ National Balance Sheet Accounts

Published for the first time in 1985, the tables provide information on Canada's non-financial and financial assets and liabilities, with estimates of the country's net worth. Data are also available on a sector basis and are integrated with other components of the National Accounts. Data are available on a year-end basis from 1961-1984. Non-financial assets include: housing, plant, equipment, inventories, consumer durables and land. Financial assets and liabilities are the same detail as is provided in Financial Flow Accounts.

*Annual Bilingual 180 pp.*

*Canada: \$40.00 a copy*

*Other Countries: \$41.50 a copy*

13-216

## ■ Income Estimates for Subprovincial Areas, 1983

This publication contains 1983 income estimates presented as area aggregates and on a per-capita basis. The income data include money income (disaggregated by source of income), income taxes assessed, and money income after tax. Also included are measures of personal income (a broader income measure based on National Accounts concepts) and personal disposable income. Data are shown for Statistics Canada's subprovincial areas, counties or census divisions, and census metropolitan areas. Several maps facilitate the analysis of the data contained in the tables.

*Annual Bilingual 73 pp.*

*Canada: \$20.00 a copy*

*Other Countries: \$21.00 a copy*

13-217

## ■ Earnings of Men and Women

Based on 1984 income data from the 1985 Survey of Consumer Finances, this publication is the latest report showing annual earnings by sex. Earnings distributions are shown for men and women by province, age, education, occupation and work experience. Also presented are data on the earnings contributions of husbands and wives to family income.

*Annual Bilingual 67 pp.*  
*Canada: \$10.00 a copy*  
*Other Countries: \$11.00 a copy*

13-567

## ■ Household Facilities by Income and Other Characteristics

Examines, in private households, relationships between income and household facilities and equipment, by region, household type, age of head and size of area, and between monthly cash rent and annual income. Also includes selected statistics on low income households.


*Occasional Bilingual 163 pp.*  
*Canada: \$30.00 a copy*  
*Other Countries: \$31.50 a copy*

13-580

## ■ The Distribution of Wealth in Canada

This report describes the wealth distribution of Canadian households according to a wide range of socio-demographic characteristics including, for example, region, income, age and sex. As well the composition of wealth, in terms of home value, bank deposits, stocks/shares and vehicles, is given by income, region and age. The data were collected through personal interview with a sample of approximately 15,000 households. The previous survey was conducted in 1977.

*Occasional Bilingual 98 pp.*  
*Canada: \$25.00 a copy*  
*Other Countries: \$26.50 a copy*



13-581E

## ■ Charting Canadian Incomes 1951-81

Whose earnings have been rising faster - men's or women's? Has the distribution of income in Canada changed during the past thirty years?

Charting Canadian Incomes 1951-1981, provides you with the answers to these and many other questions relating to incomes of Canadians. Twenty colourful and easy-to-read charts highlight many demographic and economic changes that have occurred over a 30-year period.

*Occasional E. or F. 28 pp.*  
*Canada: \$6.65 a copy*  
*Other Countries: \$8.00 a copy*

13-584

## ■ Characteristics of High Income Families, 1970-1980

Based on data from the 1981 Census, this study examines the sources and composition of the income of families which, ranked by size of family income in 1980, formed the top one per cent of all families. Also analyzed are their socio-demographic and economic characteristics, e.g., life cycle, educational attainment, work patterns, occupational distributions, housing and shelter costs, etc. The paper includes a brief examination of the changes in some of the characteristics and composition of income of rich families between 1970 and 1980.

*By A. Rashid*  
*Occasional Bilingual 104 pp.*  
*Canada: \$20.00 a copy*  
*Other Countries: \$21.00 a copy*

## PRODUCTIVITY STUDIES

14-201

## ■ System of National Accounts, Aggregate Productivity Measures

Indexes of output per person employed and per man-hour, and indexes of unit labour costs for all commercial industries as well as industry groupings, including commercial goods-producing industries, commercial service-producing industries, agriculture and manufacturing. Also provides comparisons with corresponding US official measures where available.

*Annual Bilingual 48 pp.*  
*Canada: \$15.00 a copy*  
*Other Countries: \$16.00 a copy*

## INPUT-OUTPUT TABLES

15-201E

## ■ System of National Accounts, The Input-output Structure of the Canadian Economy

This volume contains the accounting framework, classification systems, some special definitions used for the input-output tables, the input-output model used for the impact tables, sources and methods, aggregation parameters, and "make", "use", "final demand" and "impact" tables at two levels of aggregation S and M, as well as tables on margins at level M.

*Annual E. or F. 358 pp.*  
*Canada: \$15.00 a copy*  
*Other Countries: \$16.00 a copy*



15-202E

## ■ System of National Accounts, The Input-output Structure of the Canadian Economy in Constant Prices

This volume presents input-output tables in constant 1971 prices. "Make", "use" and "final demand" matrices at two levels of aggregation, S and M, are given. A description of the accounting framework and of the deflation process is included. This volume is a companion to 15-201E: System of National Accounts, Input-output Structure of the Canadian Economy which gives the corresponding tables at current prices as well as a more complete description of the input-output accounting conventions, per capita money income, and area income maps (as of 1977) for CDs; and per-capita money income for SRS from time to time (not available for 1977).

Annual E. or F. 240 pp.  
Canada: \$15.00 a copy  
Other Countries: \$16.00 a copy

16-502

## ■ Seasonal Variations in the Canadian Economy: Retail Trade

Seasonal fluctuations in economic activity are analyzed in a study focusing on the retail trade sector. The patterns of sales and the year-to-year changes in these patterns are described in detail. Tables and graphs present data from 1972 to 1982 for 28 kinds of businesses, as well as regional breakdowns of retail sales.

For business people, trade associations, market researchers, universities, economists and statisticians, this study adopts a practical approach to the complicated task of seasonal analysis of current sales, and of creating an index of seasonal variation.

Occasional Bilingual 160 pp.  
Canada: \$25.00 a copy  
Other Countries: \$26.50 a copy

## SMALL DATA AREA

17-602

## ■ Urban FSA and Rural Postal Code Summary Data, 1985

This publication contains the only data ever published according to Postal Code by Statistics Canada. The data are the most current available, and they include age groups, sex, income, employment status and change since 1979. There are 27 demographic and income data variables presented for 7,000 areas, including 1,000 urban Forward Sortation Areas (first three characters of the Postal Code) and 6,000 rural Postal Codes. This statistical reference document should be invaluable to marketers who want to accurately zero-in on specific target markets.

Occasional Bilingual Up to 432 pp.  
86-000 Canada, 432 pp., \$275.00 in Canada, \$295.00 other countries  
86-001 Atlantic Provinces, 90 pp., \$100.00 in Canada, \$112.00 other countries  
86-002 Quebec, 126 pp., \$100.00 in Canada, \$112.00 other countries  
86-003 Ontario, 148 pp., \$100.00 in Canada, \$112.00 other countries  
86-004 Western Provinces & Territories, 150 pp., \$100.00 in Canada, \$112.00 other countries

## GROSS DOMESTIC PRODUCT BY INDUSTRY

61-005

## ■ System of National Accounts, Gross Domestic Product by Industry

Contains value added measures in 1981 prices by industry for Canada. Time series for the current year and the previous year for about 190 industries and aggregates are shown, monthly and quarterly, seasonally adjusted at annual rates, in millions of dollars. Includes a chart and analytical text. The June 1986 issue also contains an historical record back to 1981 of the monthly and quarterly seasonally adjusted data. An historical record back to 1981 of annual gross domestic product estimates at factor cost by industry in 1981 prices for about 225 industries and aggregates also appears

in the June 1986 issue. This issue also presents a technical note describing major changes to the preparation and the presentation of real gross domestic product at factor cost by industry. Two useful appendices are part of that same issue: the first one lists the industry codes used in the System of National Accounts and the last one lists the CANSIM matrices and the identifiers for individual series. The June 1987 issue is expected to be similar to the June 1986 issue and will also reflect the incorporation of annual real GDP estimates (benchmarks) prepared by Input-Output Division.

Monthly Bilingual Up to 43 pp.  
Canada: \$10.00 a copy; \$100.00 a year  
Other Countries: \$11.00 a copy; \$110.00 a year

## PRIMARY INDUSTRIES

## FARM INCOME, VALUE AND GENERAL PRODUCTION

21-202

## ■ Farm Wages in Canada

Contains average wage rates for February, May, August and November for all provinces except Newfoundland. Includes rates by the hour, day and month with and without board and lodging provided by employer.

Quarterly Bilingual Up to 4 pp.  
Canada: \$7.00 a copy; \$28.00 a year  
Other Countries: \$8.00 a copy; \$32.00 a year

21-202

## ■ Farm Net Income

Covers net income of farm operators from farming operations. Includes detailed estimates of farm operating expenses, cash receipts, income in kind and estimates of farm debt and capital investment made in the middle of December, for Canada and the provinces.

This publication has been cancelled and replaced by 21-603E Agriculture Economic Statistics.

Annual Bilingual 40 pp.  
Canada: \$32.00 a copy  
Other Countries: \$33.00 a copy

21-203

## ■ Index of Farm Production

Index numbers of the physical volume of agricultural production for Canada and the provinces.

*Annual Bilingual 17 pp.*

*Canada: \$17.00 a copy*

*Other Countries: \$18.00 a copy*

21-520E

## ■ Progress in the Collection of Annual Agricultural Statistics and of Crop Reports During Growth in the Dominion of Canada, 1908-1935: Methodology Paper No. 9

The methodology paper relates the early history of the Agriculture Statistics Division, describing the origin and progress of the annual agricultural statistics of Canada and the system of crop reporting during the growth period, 1908-1935.

*Occasional E. or F. 79 pp.*

*Canada: \$10.00 a copy*

*Other Countries: \$11.00 a copy*

21-521E

## ■ The Changing Profile of the Canadian Pig Sector

Presents data on pig farm operations: inventory, production, sales, capital investment, and farm operator characteristics. Includes data analysis and bibliography.

*Occasional E. or F. 99 pp.*

*Canada: \$10.00 a copy*

*Other Countries: \$11.00 a copy*

21-603E

## ■ Agriculture Economic Statistics

For a better indication of both the past and present health of Canada's agricultural economy this publication provides annual information on:

- farm cash receipts;
- farm net income;
- farm operating expenses and depreciation charges;
- current values of farm capital;
- farm debt by source of lender (bank, government);
- index of farm production.

For a small extra fee, three supplements a year will keep your publication up-to-date and current. Just add them to Agriculture Economic Statistics' complementary three-ring binder.

*Irregular E. and F. 89 pp.*

*Canada: \$60.00 a copy*

*Other Countries: \$76.00 a copy*

*Supplements in December, April, September*

*Canada: \$5.00 each*

*Other Countries: \$6.00 each*

## FARM CROPS

22-002

## ■ Field Crop Reporting Series

This series provides the most reliable and current farm-level data for each of the principal Canadian field crops. Eight reports, released at strategic points in the year, contain forecasts and official estimates by province for stocks, area and production. Individual reports cover: seeding intentions, seeded area, stocks at March 31 and crop year end, forecast and final production. Statistics are based on producer surveys.

*Seasonal Bilingual Up to 13 pp.*

*Canada: \$7.00 a copy; \$48.00 a year*

*Other Countries: \$8.00 a copy; \$54.00 a year*

22-003

## ■ Fruit and Vegetable Production

Contains annual estimates of planted acreage and production and value (grower prices) of principal commercially grown vegetables; mushroom statistics; tobacco; intentions to contract, contracted acreages and planted acreages of main processing crops; estimated production of principal commercial fruit crops and value of production (grower prices). All data shown are on a provincial basis.

*Seasonal Bilingual (set of nine reports)*

*Up to 31 pp.*

*Canada: \$8.00 a copy; \$60.00 a year*

*Other Countries: \$9.00 a copy; \$68.00 a year*

22-007

## ■ Cereals and Oilseeds Review

Reports on supply and disposition of the four traditional major wheat exporters, Canada, Australia, United States and Argentina. Current and historic supply and disposition of the principal Canadian grains: wheat, oats, barley, rye, flaxseed, canola and corn. Similar data, with exception of grain corn, at the Prairie Province farm level. Farmers' deliveries of major grains, exports to leading markets, prices and domestic processing data. Formerly: Grains and Oilseeds Review.

*Monthly Bilingual Up to 44 pp.*

*Canada: \$10.00 a copy; \$100.00 a year*

*Other Countries: \$11.00 a copy; \$110.00 a year*

22-201

## ■ Grain Trade of Canada

Provides information on area and production of grains, marketing and inspections. Reports on the receipts and shipments of grain at primary and terminal elevators, the movement of grain within Canada by rail and lake, and the exports of grain products by country of destination. Also reports on oilseed crushings and milling.

*Annual Bilingual 121 pp.*

*Canada: \$32.00 a copy*

*Other Countries: \$33.00 a copy*



## PRIMARY INDUSTRIES

22-202

### ■ Greenhouse Industry

Identifies a number of establishments, area under glass, value of sales, flower production by type of crops; financial statistics, for Canada and the provinces.

*Annual Bilingual 38 pp.*

*Canada: \$20.00 a copy*

*Other Countries: \$21.00 a copy*

22-203

### ■ Survey of Canadian Nursery Trades Industry

Sales and purchases of fruit and ornamental nursery stock, financial statistics, for Canada and the provinces.

*Annual Bilingual 33 pp.*

*Canada: \$20.00 a copy*

*Other Countries: \$21.00 a copy*

22-204

### ■ Production of Maple Products and Value of Maple Products

Describes the production and value of maple syrup and maple sugar, in Canada and producing provinces.

*Annual Bilingual 3 pp.*

*Canada: \$10.00 a copy*

*Other Countries: \$11.00 a copy*

22-502

### ■ An Overview of Canadian Grain Milling

This is an overview of the Canadian flour milling industry, from a marketing/consumption perspective. Included are cereal grain production and pricing, milling technology, a statistical summary of flour milling in Canada, domestic consumption and flour exports. It is intended as a complement to the tabular data compiled by the Grain Marketing Unit.

*Occasional Bilingual 31 pp.*

*Canada: \$10.00 a copy*

*Other Countries: \$11.00 a copy*

## FARM LIVESTOCK AND ANIMAL PRODUCTS

23-001

### ■ The Dairy Review

Statistical summary of the dairy situation in Canada and the provinces, including farm sales of milk for fluid and manufacturing purposes; cash receipts from farm sales; and production and stocks of creamery butter, cheddar cheese and other dairy products and by products.

*Monthly Bilingual Up to 28 pp.*

*Canada: \$10.00 a copy; \$100.00 a year*

*Other Countries: \$11.00 a copy;*

*\$110.00 a year*

23-003

### ■ Production and Stocks of Eggs and Poultry

Estimates of number of layers, net production and disposition of eggs by provinces; estimates of poultry meat supply and disposition on January 1 and hens and pullets on farms on July 1

*Monthly Bilingual Up to 23 pp.*

*Canada: \$10.00 a copy; \$100.00 a year*

*Other Countries: \$11.00 a copy;*

*\$110.00 a year*

23-008

### ■ Livestock Report

Estimates of number of pigs on farms, January 1, April 1, July 1 and October 1, by province. Estimates of numbers of cattle and sheep on farms January 1 and July 1, by province.

*Quarterly Bilingual Up to 17 pp.*

*Canada: \$15.00 a copy; \$60.00 a year*

*Other Countries: \$16.00 a copy; \$64.00 a year*

23-202

### ■ Production of Poultry and Eggs

Covers the production and consumption of poultry and eggs, Canada and the provinces

*Annual Bilingual 21 pp.*

*Canada: \$30.00 a copy*

*Other Countries: \$31.00 a copy*

23-203

### ■ Livestock and Animal Products Statistics

Detailed statistical coverage of livestock population, marketings, meat stocks, wool and other animal products.

*Annual Bilingual 68 pp.*

*Canada: \$30.00 a copy*

*Other Countries: \$31.00 a copy*

23-204

### ■ Shorn Wool Production

Sheep shorn, yield per fleece and total production

*Annual Bilingual 3 pp.*

*Canada: \$10.00 a copy*

*Other Countries: \$11.00 a copy*

23-205

### ■ Wool Production and Supply

Reports the production of shorn and pulled wool, exports, imports, and domestic disappearance

*Annual Bilingual 3 pp.*

*Canada: \$15.00 a copy*

*Other Countries: \$16.00 a copy*

23-207

### ■ Fur Production

Production of pelts by provinces with source, wildlife or ranch raised

*Annual Bilingual 20 pp.*

*Canada: \$30.00 a copy*

*Other Countries: \$31.00 a copy*

23-208

### ■ Report on Fur Farms

Number of fur farms and fur animals, number and value of pelts taken, by province and kind; exports and imports

*Annual Bilingual 20 pp.*

*Canada: \$30.00 a copy*

*Other Countries: \$31.00 a copy*

## PRIMARY INDUSTRIES

### FORESTRY

25-001

#### ■ Pulpwood and Wood Residue Statistics

Monthly and cumulative data on production, consumption and inventories of pulpwood, and wood residue for Canada and the provinces

*Monthly Bilingual Up to 7 pp.*

*Canada: \$5.00 a copy, \$50.00 a year*

*Other Countries: \$6.00 a copy, \$60.00 a year*

25-002

#### ■ Shipments of Solid Fuel Burning Heating Products

Manufacturer's shipments (units and value) of heating stoves, cooking stoves, free standing and prefabricated fireplaces, furnaces and residential boilers (including 'add-on' and combination).

*Quarterly Bilingual Up to 2 pp.*

*Canada: \$3.00 a copy, \$12.00 a year*

*Other Countries: \$4.00 a copy, \$16.00 a year*

25-201

#### ■ Logging Industry

Covers S.I.C. 041. Principal statistics of the logging industry including number of establishments, number of employees, salaries and wages, cost of fuel and electricity, cost of materials, value of shipments and value added. Commodity detail by province on inputs and outputs. Included are estimates of total forest production, by products and by province.

*Annual Bilingual 30 pp.*

*Canada: \$20.00 a copy*

*Other Countries: \$21.00 a copy*

25-202

#### ■ Canadian Forestry Statistics

Forest land by type, by tenure; forest inventories of timber by species; forest fire statistics; estimates of primary forest production; principal statistics of the logging, wood, pulp, paper and allied industries; shipments and exports of principal commodities; imports of roundwood; capital and repair expenditures of the forest industries.

*Annual Bilingual 53 pp.*

*Canada: \$20.00 a copy*

*Other Countries: \$21.00 a copy*

### MINING

26-006

#### ■ Crude Petroleum and Natural Gas Production

Estimates the production and disposition of crude petroleum and natural gas, by province, monthly and cumulative

*Monthly Bilingual Up to 12 pp.*

*Canada: \$8.00 a copy, \$80.00 a year*

*Other Countries: \$9.00 a copy, \$90.00 a year*

26-201

#### ■ General Review of the Mineral Industries: Mines, Quarries and Oil Wells

Comprehensive final statistics of the mining industry, including production and value of minerals by kind, by province; historical tables of values by main groups; average prices of leading minerals; principal statistics by main group and by province.

*Annual Bilingual 23 pp.*

*Canada: \$20.00 a copy*

*Other Countries: \$21.00 a copy*

26-202

#### ■ Canada's Mineral Production: Preliminary Estimate

Covers early estimates (released on the first of January) of mineral production by class and by province; quantities and values

Reports 22-206 to 26-225 present statistics on the number of mines or plants, average number of employees, salaries and wages, cost of fuel and electricity, cost of materials and gross selling value of products, with comparative totals for earlier years for Canada and breakdown by province. Further detail is also given on fuel by kind and electricity used, quantity and cost, and various products shipped, with selling value at works and quantity. In addition, report 26-213 provides detailed statistics on the number of wage earners by sex and by month, as well as statistics on reserves, drilling completions and expenditures incurred in the exploration development and production of crude oil and natural gas.

*Annual Bilingual 15 pp.*

*Canada: \$20.00 a copy*

*Other Countries: \$21.00 a copy*

26-206

#### ■ Coal Mines

*Annual Bilingual 30 pp.*

*Canada: \$20.00 a copy*

*Other Countries: \$21.00 a copy*

26-213

#### ■ The Crude Petroleum and Natural Gas Industry

*Annual Bilingual 40 pp.*

*Canada: \$20.00 a copy*

*Other Countries: \$21.00 a copy*

26-223

#### ■ Metal Mines

*Annual Bilingual 31 pp.*

*Canada: \$20.00 a copy*

*Other Countries: \$21.00 a copy*

26-224

#### ■ Non-metal Mines

*Annual Bilingual 26 pp.*

*Canada: \$20.00 a copy*

*Other Countries: \$21.00 a copy*

26-225

#### ■ Quarries and Sand Pits

*Annual Bilingual 27 pp.*

*Canada: \$20.00 a copy*

*Other Countries: \$21.00 a copy*

### MANUFACTURING

#### Description of Reports

Statistics Canada publishes over 300 individual publications and bulletins to inform government and the business community about the state of manufacturing in Canada.

#### Current Commodity Surveys

The following pages list 55 publications providing timely data on production or sales of a number of specific commodities or topics.

Some of these reports provide summarized and analytical information for manufacturing as a whole; others provide detailed information on individual manufacturing industries or on various commodities



Although titles of the various reports are broadly indicative of the subject matter covered, explanatory notes have been included under title headings where necessary.

The majority of these publications are published monthly or quarterly. They contain current information on commodities (generally shipments, production or consumption).

Although not exactly suitable to industry analyses, except in the case of one-industry commodities, they have proven to be more useful in commodity analyses.

Current estimates of the value of shipments, inventories and orders for manufacturing industries in total, and for selected industries are issued monthly. They are based on a sample survey of establishments representing about 75% of the shipments determined from the Census of Manufactures.

## Census of Manufactures Publications

Every year Statistics Canada conducts a Census of Manufactures. The responses to detailed questionnaires provided by thousands of manufacturing establishments enable Statistics Canada to record emerging trends as well as production levels within this vital segment of the economy.

To improve timeliness and to help you better monitor the performance of manufacturing in Canada, we have completely restructured our annual Census of Manufactures publications. Beginning with the 1985 Census of Manufactures (first issues were released in November 1986), 73 publications have been replaced with a new set of 230 two-page industry bulletins and 20 commodity-oriented publications.

The insert in this catalogue describes the content and scope of these new annual periodicals and outlines ordering procedures.

## GENERAL SURVEYS

31-001

### ■ Inventories, Shipments and Orders in Manufacturing Industries

Estimated values of manufacturers' shipments, inventories and orders by month; Canada totals, durable and non-durable goods industries, major groups and selected individual industries as defined by the Standard Industrial Classification; also grouped by an economic use classification; shipment totals by province, and major group within provinces; inventory to shipment ratios; concepts and methods.

Principal series also shown after adjustment for seasonal variation.

*Monthly Bilingual Up to 73 pp.*

*Canada: \$15.00 a copy; \$150.00 a year*

*Other Countries: \$16.00 a copy; \$160.00 a year*

31-003

### ■ Capacity Utilization Rates in Canadian Manufacturing

Presents capacity utilization rates for Canadian manufacturing by major group according to the 1980 Standard Industrial Classification, as well as aggregates for durable, non-durable and total manufacturing. The series are an analytical extension of the capital stocks series presented in publication 13-211: Fixed Capital Flows and Stocks.

*Quarterly Bilingual Up to 60 pp.*

*Canada: \$20.00 a copy; \$80.00 a year*

*Other Countries: \$21.00 a copy; \$84.00 a year*

31-203

### ■ Manufacturing Industries of Canada: National and Provincial Areas

Principal statistics for Canada and provinces by industry and industry group. Historical and other tabulations. Includes data by type of organization and size of establishment starting with the 1977 issue.

*Annual Bilingual 274 pp.*

*Canada: \$50.00 a copy*

*Other Countries: \$60.00 a copy*

31-209

### ■ Manufacturing Industries of Canada: Sub-provincial Areas

Detailed small area data. Data totals by industry group and by industry for counties, Census Metropolitan Areas and Census Agglomerations; industry data by industry group for municipalities and economic regions; size distributions of establishments for Census Metropolitan Areas and selected municipalities; other tabulations and analyses.

*Annual Bilingual 417 pp.*

*Canada: \$70.00 a copy*

*Other Countries: \$80.00 a copy*

31-211

### ■ Products Shipped by Canadian Manufacturers

Total Canadian and provincial shipments of products according to the Industrial Commodity Classification. Value and, where available, quantities of shipments.

*Annual Bilingual 150 pp.*

*Canada: \$40.00 a copy*

*Other Countries: \$41.50 a copy*

31-212

### ■ Consumption of Containers and Other Packaging Supplies by the Manufacturing Industries

Contains consumption data of the manufacturing industries on containers by industry, as well as a detailed breakdown of this consumption.

*Annual Bilingual 28 pp.*

*Canada: \$20.00 a copy*

*Other Countries: \$21.00 a copy*

31-401

### ■ Domestic and Foreign Control of Manufacturing, Mining and Logging Establishments in Canada

Establishment data by country of control, e.g. Canada, U.S.A. and other foreign countries, from returns of Census of Manufactures and, beginning with the 1974 issue, Censuses of Mines and Logging. Various levels of disaggregation industrially and geographically.

*Biennial Bilingual 90 pp.*

*Canada: \$35.00 a copy*

*Other Countries: \$36.00 a copy*

31-402

## ■ Industrial Organization and Concentration in Manufacturing, Mining and Logging Industries

Industrial concentration measures for even-numbered years beginning 1968, with some 1965 measures also. Special compilations for enterprises classified entirely to their principal industry.

*Biennial Bilingual 192 pp.*

*Canada: \$40.00 a copy*

*Other Countries: \$41.50 a copy*

## FOOD, BEVERAGES AND TOBACCO

32-001

## ■ Monthly Production of Soft Drinks

Production data for month and cumulative period together with comparisons with earlier periods.

*Monthly Bilingual 1 p.*

*Canada: \$2.00 a copy; \$20.00 a year*

*Other Countries: \$3.00 a copy; \$30.00 a year*

32-004

## ■ Shipments of Animal and Poultry Feeds

Volume of shipments of selected animal and poultry feeds by province of origin. Previously quarterly.

*Semi-annual Bilingual Up to 4 pp.*

*Canada: \$6.00 a copy; \$12.00 a year*

*Other Countries: \$7.00 a copy; \$14.00 a year*

32-006

## ■ Oils and Fats

Domestic purchases and production of deodorized oils. Manufacturers' sales of deodorized oils by type, packaged margarine, shortening and salad oils. Oilseed crushings; production and stocks of vegetable oils meal.

*Monthly Bilingual Up to 4 pp.*

*Canada: \$4.00 a copy; \$40.00 a year*

*Other Countries: \$5.00 a copy; \$50.00 a year*

32-010

## ■ Stocks of Fruit and Vegetables

Stocks in cold and common storage on first day of each month.

*Monthly Bilingual Up to 8 pp.*

*Canada: \$8.00 a copy; \$80.00 a year*

*Other Countries: \$9.00 a copy; \$90.00 a year*

32-011

## ■ Canned and Frozen Fruits and Vegetables

Pack in terms of total cases, and stocks by container size, of selected (canned) fruits and vegetables by major geographic area. Pack of selected frozen fruits and vegetables.

*Monthly Bilingual Up to 4 pp.*

*Canada: \$4.00 a copy; \$40.00 a year*

*Other Countries: \$5.00 a copy; \$50.00 a year*

32-012

## ■ Stocks of Frozen Meat Products

Stocks by kinds in cold storage on first day of each month, for Canada and by province.

*Monthly Bilingual Up to 16 pp.*

*Canada: \$10.00 a copy; \$100.00 a year*

*Other Countries: \$11.00 a copy; \$110.00 a year*

32-013

## ■ The Sugar Situation

Acquisitions, stocks, production and shipments of raw cane sugar and refined cane and beet sugar. Detailed shipments of sugar by type and package size.

*Monthly Bilingual Up to 3 pp.*

*Canada: \$4.00 a copy; \$40.00 a year*

*Other Countries: \$5.00 a copy; \$50.00 a year*

32-022

## ■ Production and Disposition of Tobacco Products

Monthly and cumulative production, sales and inventory of cigarettes, cigars, cut tobacco.

*Monthly Bilingual Up to 3 pp.*

*Canada: \$4.00 a copy; \$40.00 a year*

*Other Countries: \$5.00 a copy; \$50.00 a year*

32-023

## ■ Fruit and Vegetable Preservation

Annual seasonal pack of selected individual canned and frozen fruits and vegetables, by major region, by container size at the Canada level.

Fresh acquisitions of fruits used in processing.

*Service bulletin Bilingual Up to 6 pp.*

*Canada: \$6.00 a copy; \$100.00 a year*

*Other Countries: \$7.00 a copy; \$110.00 a year*

32-024

## ■ Production and Inventories of Process Cheese and Instant Skim Milk Powder

Monthly and cumulative production and inventory of packaged instant skim milk powder and process cheese with previous year's comparative data.

*Monthly Bilingual Up to 2 pp.*

*Canada: \$4.00 a copy; \$40.00 a year*

*Other Countries: \$5.00 a copy; \$50.00 a year*

32-025

## ■ Production and Stocks of Tea, Coffee and Cocoa

Production and stocks of tea and coffee. Stocks and grindings of cocoa beans.

*Quarterly Bilingual Up to 4 pp.*

*Canada: \$5.00 a copy; \$20.00 a year*

*Other Countries: \$6.00 a copy; \$24.00 a year*



32-026

## ■ Production of Selected Biscuits

Production of selected biscuits.

*Quarterly Bilingual Up to 3 pp.*

*Canada: \$5.00 a copy; \$20.00 a year*

*Other Countries: \$6.00 a copy; \$24.00 a year*

32-217

## ■ Stocks of Food Commodities in Cold Storage and Other Warehouses

Summary tables of stocks of dairy products, poultry and red meats and fruits and vegetables, by months and by provinces.

*Annual Bilingual 19 pp.*

*Canada: \$30.00 a copy*

*Other Countries: \$31.00 a copy*

32-223

## ■ Vegetable Oil Mills

*Annual Bilingual 20 pp.*

*Canada: \$20.00 a copy*

*Other Countries: \$21.00 a copy*

32-229

## ■ Apparent Per Capita Food Consumption in Canada, Part I

Canadian supply and disposition of cereals, sugars and syrups, meats and poultry and nuts, with apparent per capita food consumption estimates in retail and fresh equivalent measures. Also includes detailed data on the nutritional value of foods consumed.

*Annual Bilingual 21 pp.*

*Canada: \$25.00 a copy*

*Other Countries: \$26.00 a copy*

32-230

## ■ Apparent Per Capita Food Consumption in Canada, Part II

Canadian supply and disposition of fruits, vegetables, poultry, eggs, oils and fats, fish and dairy products, with apparent per capita food consumption estimates in retail and fresh equivalent measures. Nutrient data will no longer be published commencing with the 1981 issue.

*Annual Bilingual 35 pp.*

*Canada: \$25.00 a copy*

*Other Countries: \$26.00 a copy*

## LEATHER AND RUBBER PRODUCTS

33-002

### ■ Footwear Statistics

Production of footwear in Canada, by type of footwear.

*Monthly Bilingual Up to 4 pp.*

*Canada: \$4.00 a copy; \$40.00 a year*

*Other Countries: \$5.00 a copy; \$50.00 a year*

## WOOD AND FURNITURE PRODUCTS

35-001

### ■ Construction Type Plywood

Production, domestic and export shipments and month-end stocks of construction-type plywood; monthly and cumulative.

*Monthly Bilingual Up to 5 pp.*

*Canada: \$4.00 a copy; \$40.00 a year*

*Other Countries: \$5.00 a copy; \$50.00 a year*

35-002

### ■ Production, Shipments and Stocks on Hand of Sawmills East of the Rockies: Excluding Newfoundland and Prince Edward Island

Production, shipments and stocks of sawn lumber by kinds of wood, of sawmills east of Rockies; provincial totals.

*Monthly Bilingual Up to 12 pp.*

*Canada: \$8.00 a copy; \$80.00 a year*

*Other Countries: \$9.00 a copy; \$90.00 a year*

35-003

### ■ Production, Shipments and Stocks on Hand of Sawmills in British Columbia

Production, shipments and stocks on hand of sawn lumber by kinds of wood, of sawmills in British Columbia.

*Monthly Bilingual Up to 9 pp.*

*Canada: \$6.00 a copy; \$60.00 a year*

*Other Countries: \$7.00 a copy; \$70.00 a year*

35-006

### ■ Quarterly Shipments of Office Furniture Products

Manufacturers' shipments of selected office furniture products, including wooden and metal furniture, record equipment and systems; quarterly and cumulative.

*Quarterly Bilingual Up to 4 pp.*

*Canada: \$5.00 a copy; \$20.00 a year*

*Other Countries: \$6.00 a copy; \$24.00 a year*

35-205

### ■ Sash, Door and Other Millwork Industries

Includes individual industry reports for manufacturers of prefabricated buildings and manufacturers of kitchen cabinets.

*Annual Bilingual 40 pp.*

*Canada: \$20.00 a copy*

*Other Countries: \$21.00 a copy*

35-208

### ■ Miscellaneous Wood Industries

This publication is a consolidation of: Miscellaneous Wood Industries; Wooden Box Factories and Coffin and Casket industry.

*Annual Bilingual 43 pp.*

*Canada: \$20.00 a copy*

*Other Countries: \$21.00 a copy*

## PAPER PRODUCTS AND PRINTING

36-002

### ■ Rigid Insulating Board: Wood Fibre and Mineral Products

Production, domestic and export shipments of building board, asphalted sheathing board, and roof insulating board.

*Monthly Bilingual Up to 4 pp.*

*Canada: \$4.00 a copy; \$40.00 a year*

*Other Countries: \$5.00 a copy; \$50.00 a year*

36-003

## ■ Particleboard, Waferboard and Hardboard

Production, domestic and export shipments of particleboard, and hardboard; monthly and cumulative. Formerly: Particleboard and Waferboard.

*Monthly Bilingual Up to 5 pp.*  
Canada: \$4.00 a copy; \$40.00 a year  
Other Countries: \$5.00 a copy; \$50.00 a year

36-004

## ■ Corrugated Boxes and Wrappers

Manufacturers' shipments of corrugated boxes and wrappers by regions; monthly and cumulative.

*Monthly Bilingual Up to 3 pp.*  
Canada: \$4.00 a copy; \$40.00 a year  
Other Countries: \$5.00 a copy; \$50.00 a year

36-204

## ■ Pulp and Paper Mills

*Annual Bilingual 32 pp.*  
Canada: \$20.00 a copy  
Other Countries: \$21.00 a copy

36-215

## ■ Other Converted Paper Products Industries, Including Asphalt Roofing Industry

This publication is a consolidation of: Asphalt Roofing Manufacturers and Miscellaneous Paper Converters.

*Annual Bilingual 34 pp.*  
Canada: \$20.00 a copy  
Other Countries: \$21.00 a copy

## PRIMARY METALS & FABRICATED METAL PRODUCTS

41-001

## ■ Primary Iron and Steel

Furnace charges, production and shipments of pig iron and ferro-alloy, and steel ingots and castings; production and disposition of rolled steel products.

*Monthly Bilingual Up to 16 pp.*  
Canada: \$4.00 a copy; \$40.00 a year  
Other Countries: \$5.00 a copy; \$50.00 a year

41-006

## ■ Steel Wire and Specified Wire Products

Production and shipments of steel wire, wire fencing, nails and staples.

*Monthly Bilingual Up to 4 pp.*  
Canada: \$4.00 a copy; \$40.00 a year  
Other Countries: \$5.00 a copy; \$50.00 a year

41-011

## ■ Production and Shipments of Steel Pipe, Tubing and Fittings

Production, own use and shipments for sale (domestic and export), of steel pipe, of tubing and of fittings.

*Monthly Bilingual Up to 5 pp.*  
Canada: \$4.00 a copy; \$40.00 a year  
Other Countries: \$5.00 a copy; \$50.00 a year

## ELECTRICAL EQUIPMENT

43-003

## ■ Specified Domestic Electrical Appliances

Production, shipments and month-end stocks of specified electric appliances, including air space heaters, can-openers, coffee-makers, flat-irons, floor-polishers, food mixers, hair dryers, frying-pans, kettles, knives, toasters, vacuum cleaners, and waffle-irons.

*Monthly Bilingual Up to 2 pp.*  
Canada: \$4.00 a copy; \$40.00 a year  
Other Countries: \$5.00 a copy; \$50.00 a year

43-005

## ■ Factory Sales of Electric Storage Batteries

Sales by type, number and value.

*Monthly Bilingual Up to 3 pp.*  
Canada: \$4.00 a copy; \$40.00 a year  
Other Countries: \$5.00 a copy; \$50.00 a year

43-009

## ■ Electric Lamps: Light Bulbs and Tubes

Quantity and value of manufacturer's sales (including imports) of electric lamps, by type.

*Monthly Bilingual Up to 4 pp.*  
Canada: \$4.00 a copy; \$40.00 a year  
Other Countries: \$5.00 a copy; \$50.00 a year

43-010

## ■ Production, Sales and Stocks of Major Appliances

Sales by province, production and stocks for Canada for washing machines, clothes dryers, refrigerators, freezers, ranges and dishwashers.

*Monthly Bilingual Up to 3 pp.*  
Canada: \$4.00 a copy; \$40.00 a year  
Other Countries: \$5.00 a copy; \$50.00 a year

## NON-METALLIC MINERAL PRODUCTS

44-001

## ■ Cement

Production, shipments, stocks on hand, monthly and cumulative. Distribution of sales by region and type, monthly and cumulative.

*Monthly Bilingual Up to 3 pp.*  
Canada: \$4.00 a copy; \$40.00 a year  
Other Countries: \$5.00 a copy; \$50.00 a year

44-003

## ■ Gypsum Products

Production, factory shipments and factory stocks, monthly and cumulative.

*Monthly Bilingual Up to 3 pp.*  
Canada: \$4.00 a copy; \$40.00 a year  
Other Countries: \$5.00 a copy; \$50.00 a year

44-004

## ■ Mineral Wool Including Fibrous Glass Insulation

Production and shipments, monthly and cumulative, for building insulation only.

*Monthly Bilingual Up to 2 pp.*  
Canada: \$4.00 a copy; \$40.00 a year  
Other Countries: \$5.00 a copy; \$50.00 a year



## PETROLEUM AND COAL PRODUCTS

45-001

### ■ Asphalt Roofing

Production and shipments by areas and exports; monthly and cumulative

*Monthly Bilingual Up to 5 pp.*  
Canada: \$4.00 a copy; \$40.00 a year  
Other Countries: \$5.00 a copy; \$50.00 a year

45-002

### ■ Coal and Coke Statistics

Production, imports, exports and disposition of coal by provinces; supply and disposition of coke in Canada

*Monthly Bilingual Up to 16 pp.*  
Canada: \$8.00 a copy; \$80.00 a year  
Other Countries: \$9.00 a copy; \$90.00 a year

45-004

### ■ Refined Petroleum Products

Crude oil received by refineries (imports by source of supply), production, inventories and net sales of refined petroleum products by province or region

*Monthly Bilingual Up to 111 pp.*  
Canada: \$15.00 a copy; \$150.00 a year  
Other Countries: \$16.00 a copy; \$160.00 a year

## CHEMICALS

46-002

### ■ Industrial Chemicals and Synthetic Resins

Production of specified chemicals and synthetic resins; monthly and cumulative

*Monthly Bilingual Up to 8 pp.*  
Canada: \$5.00 a copy; \$50.00 a year  
Other Countries: \$6.00 a copy; \$60.00 a year

46-504

### ■ Usage of Fertilizer Materials

Provides data on fertilizers shipped by wholesalers and their nutrient content, by province during fertilizer year July 1, 1983 to June 30, 1984 as well as trade data

*Occasional Bilingual 19 pp.*  
Canada: \$20.00 a copy  
Other Countries: \$21.00 a copy

## MISCELLANEOUS MANUFACTURES

47-004

### ■ Production and Sales of Phonograph Records and Pre-recorded Tapes in Canada

Manufacturers' production and distributors' net shipments and sales, by region, monthly and cumulative

*Monthly Bilingual Up to 3 pp.*  
Canada: \$4.00 a copy; \$40.00 a year  
Other Countries: \$5.00 a copy; \$50.00 a year

47-005

### ■ Factory Shipments of High Pressure Decorative Laminate Sheet

Manufacturers' shipments to domestic customers only, decorative laminates and backing laminates

*Quarterly Bilingual Up to 2 pp.*  
Canada: \$3.00 a copy; \$12.00 a year  
Other Countries: \$4.00 a copy; \$16.00 a year

47-006

### ■ Production and Shipments of Blow-moulded Plastic Bottles

Production and shipments of blow moulded plastic bottles by end use. Also materials used in production. Formerly: Production and Shipments of Plastic Bottles.

*Quarterly Bilingual Up to 4 pp.*  
Canada: \$5.00 a copy; \$20.00 a year  
Other Countries: \$6.00 a copy; \$24.00 a year

47-007

### ■ Shipments of Plastic Film and Bags Manufactured from Resin

*Quarterly Bilingual Up to 4 pp.*  
Canada: \$5.00 a copy; \$20.00 a year  
Other Countries: \$6.00 a copy; \$24.00 a year

## TRANSPORTATION, COMMUNICATIONS AND UTILITIES

### SURFACE AND MARINE TRANSPORT

50-002

### ■ Surface and Marine Transport – Service Bulletin

A new multimodal bulletin presenting timely analytical data, time series analysis and special tabulations covering trucking, rail, marine, bus and urban transportation and highway infrastructure. Includes summary information on commodity movements, port activities, vehicle registrations, fuel sales and highways.

Prior to this new service bulletin in 1985, highlights on rail, road and marine transport industries were issued in a series of service bulletins titled, Railway Transport, Catalogue 52-004; Road Transport, Catalogue 53-006; and Water Transport, Catalogue 54-003.

*Bilingual approx. 10 issues per year, up to 8 pp.*  
Canada: \$7.50 a copy; \$75.00 a year  
Other Countries: \$8.50 a copy; \$85.00 a year

## AIR TRANSPORT

51-002

### ■ Air Carrier Operations in Canada

Presents data on the activities of approximately 600 domestic air carriers operating in Canada. Information included on passenger kilometres and hours flown, goods and mail carried and operational expenses and revenues.

*Quarterly Bilingual Up to 60 pp.*  
*Canada: \$20.00 a copy; \$80.00 a year*  
*Other Countries: \$21.00 a copy; \$84.00 a year*

51-004

### ■ Aviation Statistics Centre – Service Bulletin

Provides a variety of timely information on the air transport industry, airports, and passenger and cargo traffic.

*Service Bulletin Bilingual Up to 10 pp.*  
*Canada: \$8.50 a copy; \$85.00 a year*  
*Other Countries: \$9.50 a copy; \$95.00 a year*

51-005

### ■ Air Carrier Traffic at Canadian Airports

Statistics on Canada's top 50 airports, including data on volume of passengers, mail and cargo, and numbers of flights generated by scheduled airlines.

The annual data will be published in the fourth quarter issue of this publication.

*Quarterly Bilingual Up to 113 pp.*  
*Canada: \$38.00 a copy; \$152.00 a year*  
*Other Countries: \$39.00 a copy; \$156.00 a year*

51-204

### ■ Air Passenger Origin and Destination: Domestic Report

Statistics on the volume of domestic scheduled air passenger traffic generated at Canadian cities and carried between pairs of Canadian points.

*Annual Bilingual Up to 85 pp.*  
*Canada: \$28.00 a copy*  
*Other Countries: \$29.00 a copy*

51-205

### ■ Air Passenger Origin and Destination: Canada/United States Report

Statistics on the volume of scheduled air passenger traffic between points in Canada and the United States.

*Annual Bilingual Up to 115 pp.*  
*Canada: \$35.00 a copy*  
*Other Countries: \$36.00*

51-206

### ■ Canadian Civil Aviation

Provides a summary of the activities of approximately 800 domestic air carriers operating in Canada. Includes operational and financial statistics relating to numbers of passengers carried, kilometres and hours flown and income and balance sheets.

These data for 1981 and previous years were published under this same catalogue number with the title, Air Carrier Financial Statements.


*Annual Bilingual 45 pp.*  
*Canada: \$32.00 a copy*  
*Other Countries: \$33.00 a copy*

51-207

### ■ Air Charter Statistics

This new annual publication combines, for the first time, information on both domestic and international air charter operations. Over 100 Canadian and foreign charter carriers are included. Approximately 20 graphs and tables display data on passenger volumes, entity and courier cargo traffic.

*Annual Bilingual 125 pp.*  
*Canada: \$32.00 a copy*  
*Other Countries: \$33.00 a copy*



51-501E

### ■ Aviation in Canada: Historical and Statistical Perspectives on Civil Aviation

Aviation in Canada flies its readers first class, charting the nation's aviation industry from its earliest achievements to the present. With data on key markets and airports, information on Canada's air safety, air regulation, and the growth of recreational flying, this book is a great reference tool. The text is complemented by more than 100 charts, tables and photographs. While emphasis is on the period from 1970 to the present, statistics go as far back as the 1920s.

The appearance of Aviation in Canada marks the 50th year that Statistics Canada has collected information on aviation. Its easy-to-read style and detailed statistics will make it a very useful book for anyone interested in this growing Canadian industry (6"x9").

*Occasional E. or F. 200 pp.*  
*Canada: \$27.00 a copy*  
*Other Countries: \$28.50 a copy*



## RAIL TRANSPORT

52-001

### ■ Railway Carloadings

A good indicator of current business activity. This publication includes data on cars and tonnes of revenue freight loaded in Canada. Breakdowns between eastern and western Canada are presented.

*Monthly Bilingual Up to 8 pp.*  
*Canada: \$7.50 a copy; \$75.00 a year*  
*Other Countries: \$8.50 a copy; \$85.00 a year*

52-003

### ■ Railway Operating Statistics

Presents information on major railways, including statistics on operating finances and traffic. Data on VIA, Canadian National and Canadian Pacific Rail operations are presented separately.

*Monthly Bilingual Up to 18 pp.*  
*Canada: \$9.50 a copy; \$95.00 a year*  
*Other Countries: \$10.50 a copy; \$105.00 a year*

52-005

### ■ Railway Carloadings (Weekly)

Presents timely data on the 21 common rail carriers operating in Canada, including information on freight tonnage and number of cars loaded by carload and piggyback traffic, by region.

The Daily Data for weekly periods prior to April 14, 1985 were released in The Daily, Catalogue 11-001.

*Bilingual 1 p.*  
*Canada: \$2.00 a copy; \$75.00 a year*  
*Other Countries: \$3.00 a copy; \$100.00 a year*

52-211

### ■ Railway Transport in Canada: Commodity Statistics

Presents a breakdown on commodities, in terms of what is being loaded and unloaded by province. Separate data are shown for each of the largest railways in Canada.

These data for 1983 and previous years were published in two publications: Railway Transport in Canada: Commodity Statistics, Catalogue 52-211 and Railway Freight Traffic, Catalogue 52-205.

*Annual Bilingual Up to 134 pp.*  
*Canada: \$42.50 a copy*  
*Other Countries: 44.00 a copy*

52-214

### ■ Railway Commodity Origin and Destination Statistics

Provides a four-year summary of tonnages and related revenues of Canadian National and Canadian Pacific Rail. Principal commodities and commodity groups are shown by province, territory and international origin and destination. To further illustrate, flow charts are presented on maps of Canada.

*Annual Bilingual Up to 108 pp.*  
*Canada: \$22.00 a copy*  
*Other Countries: \$23.00 a copy*

52-215

### ■ Railway Transport in Canada: General Statistics - 1984

Canada's railway industry, so vital to the economy, produced revenues of \$7.6 billion in 1984.

This latest report offers a comprehensive overview of special interest to analysts, responsible for transportation planning, investment decisions, labour negotiations, and manufacturing and energy consumption forecasts.

Key industry performance statistics are presented in 21 tables. Separate reports on Canadian National, Canadian Pacific and VIA Rail - are included where practicable. The following data are presented:

- Financial statistics on assets, liabilities, and income.
- Equipment statistics detailing additions and retirements in over 50 critical areas such as diesel locomotives, and commuter cars.

- Fuel and some consumption statistics along with passenger and freight haulage statistics.
- Data on number of employees, service hours paid and total compensation for each of 79 occupations ranging from management to yard helpers.

*Annual Bilingual 59 pp.*  
*Canada: \$32.00 a copy*  
*Other Countries: \$33.00 a copy*

## ROAD TRANSPORT

53-003

### ■ Passenger Bus and Urban Transit Statistics

Present information on urban transit and inter-city bus companies whose gross annual revenues exceed \$500,000. Includes data on numbers of passengers carried, revenues earned, fuel consumed and distance travelled.

Monthly passenger bus data, previously issued in The Daily, Catalogue 11-001 have been included in this publication.

*Monthly Bilingual Up to 4 pp.*  
*Canada: \$6.50 a copy; \$65.00 a year*  
*Other Countries: \$7.50 a copy; \$75.00 a year*

53-007

### ■ Fuel Consumption Survey: Passenger Cars, Light Trucks and Vans

This publication provides information on motor vehicles fuel consumption. It contains data on the number of vehicles in operation, the distance travelled and the quantity of fuel consumed by these vehicles as well as their fuel consumption ratio. Quarterly data are provided by type of vehicle, by model year and by province.

Note: This publication is the result of the merge of the publication 53-225, Fuel Consumption Survey: Light Trucks and Vans and the old publication 53-007, Passenger Car Fuel Consumption Survey.

*Quarterly Bilingual*  
*No charge*



53-215

## ■ Passenger Bus and Urban Transit Statistics

Presents information on urban transit and inter-city bus companies whose gross annual revenues exceed \$100,000. Includes operating expenses, investment and related data.

*Annual Bilingual Up to 75 pp.*  
*Canada: \$32.00 a copy*  
*Other Countries: \$33.00 a copy*

53-218

## ■ Road Motor Vehicles: Fuel Sales

Data presented on sales of gasoline, diesel oil and liquefied petroleum gas used for automotive purposes. Breakdowns provided by year and month, province and territory.


*Annual Bilingual 11 pp.*  
*Canada: \$10.00 a copy*  
*Other Countries: \$11.00 a copy*

53-219

## ■ Road Motor Vehicles: Registrations

Information presented on the registration of motor vehicles by type. Categories include passenger automobiles, trucks, motorcycles, buses, trailers and others. In addition, information presented on driver's licenses and garage licenses. Where available, registrations are shown by census division and by municipality.

*Annual Bilingual 19 pp.*  
*Canada: \$10.00 a copy*  
*Other Countries: \$11.00 a copy*



53-222

## ■ Trucking in Canada

Presents a comprehensive overview of the Canadian Trucking Industry, both for-hire and private, or own account. Principal information includes statistics on revenues and expenses, equipment operated, investment, employment and commodities transported from point of origin to point of destination. An analysis of a selected segment(s) of the industry is also presented.

These data for 1983 and previous years were published under this same catalogue number with the title, Motor Carriers: Freight and Household Goods Movers; in Catalogue 53-224, For-Hire Trucking Survey and in a series of Road Transport Service Bulletins, Catalogue 53-006.

*Annual Bilingual Up to 225 pp.*  
*Canada: \$32.00 a copy*  
*Other Countries: \$33.50 a copy*

## WATER TRANSPORT

54-205

## ■ Water Transportation

Presents data on private, government and for-hire water carriers. Information includes number, kind, and registry of vessels, along with property value.

Information also available on employment, revenue, expenses, quantity and cost of fuel consumed.

*Annual Bilingual 76 pp.*  
*Canada: \$32.00 a copy*  
*Other Countries: \$33.00 a copy*

54-209

## ■ International Seaborne Shipping Statistics

This publication covers vessel activity and commodities loaded and unloaded for or from foreign ports by commodity type, individual Canadian port and tonnage. The origin and destination of major commodity types are also presented.

These data for 1980-1983 were published under this same catalogue number with the title, International Seaborne Shipping Commodity Statistics, and in Catalogue 54-211, International Seaborne Shipping Port Statistics. The 1979 publication was titled International Vessel Traffic Statistics.

*Annual Bilingual Up to 400 pp.*  
*Canada: \$74.00 a copy*  
*Other Countries: \$75.50*

54-210

## ■ Coastwise Shipping Statistics

Presents statistics on commodities carried by ship on the Great Lakes, in the St. Lawrence Seaway and on Canadian coastal waters.

*Annual Bilingual 110 pp.*  
*Canada: \$42.00 a copy*  
*Other Countries: \$43.00 a copy*

## PIPE LINE TRANSPORT

55-001

## ■ Oil Pipe Line Transport

Receipts and deliveries by source and by movement of crude oil and refined petroleum products by gathering and trunk lines, by provinces; barrel-miles, operating revenues.

*Monthly Bilingual Up to 14 pp.*  
*Canada: \$8.00 a copy; \$80.00 a year*  
*Other Countries: \$9.00 a copy; \$90.00 a year*

55-002

## ■ Gas Utilities

Receipts and disposition of natural gas by province, month; commodity distance, sales, revenues, customers by rate structure, imports and exports.

*Monthly Bilingual Up to 30 pp.*

*Canada: \$10.00 a copy; \$100.00 a year*

*Other Countries: \$11.00 a copy; \$110.00 a year*

55-201

## ■ Oil Pipe Line Transport

Cubic metres of oil carried by gathering and trunk lines by province, by month; receipts and deliveries, cubic-metre kilometres, pipe line distance; balance sheet, property account revenues, expenses, income, employees, salaries and wages.

*Annual Bilingual 37 pp.*

*Canada: \$20.00 a copy*

*Other Countries: \$21.00 a copy*

## COMMUNICATIONS

56-001

## ■ Communications

Provides early release of summary information on telecommunications, including the telephone industry and other telecommunications carriers, radio and television broadcasting, cable television, and miscellaneous data of general interest.

*Service bulletin Bilingual Up to 6 pp.*

*Canada: \$6.50 a copy; \$39.00 a year*

*Other Countries: \$7.50 a copy; \$45.00 a year*

56-002

## ■ Telephone Statistics

Operating revenue and expenses, salaries and wages, construction expenditures, number of toll messages, employees and telephones by type of service are shown, as aggregated from reports of 13 major Canadian telephone systems.

*Monthly Bilingual Up to 4 pp.*

*Canada: \$7.50 a copy; \$75.00 a year*

*Other Countries: \$8.50 a copy; \$85.00 a year*

56-201

## ■ Telecommunications Statistics

Revenues, expenses, number of messages sent, mileage operated, employees, salaries, wages, by company.

*Annual Bilingual 13 pp.*

*Canada: \$10.00 a copy*

*Other Countries: \$11.00 a copy*

56-203

## ■ Telephone Statistics

Number of telephone calls; telephones by type of service and organization; wire and pole-line mileage; employees, salaries and wages; assets, liabilities and net worth data; and revenue and expenditure by province.

*Annual Bilingual 51 pp.*

*Canada: \$32.00 a copy*

*Other Countries: \$33.00 a copy*

56-204

## ■ Radio and Television Broadcasting

Revenue and expenses by administrative department, area and revenue group; balance sheet data; property, plant, and equipment; employee statistics.

*Annual Bilingual 61 pp.*

*Canada: \$22.00 a copy*

*Other Countries: \$23.00 a copy*

56-205

## ■ Cable Television

Wireline facilities, subscribers and contracts by area; operating revenue and expenses by area and by revenue group; employee statistics by area; income and surplus accounts; and assets, liabilities and net worth data.

*Annual Bilingual 40 pp.*

*Canada: \$22.00 a copy*

*Other Countries: \$23.00 a copy*

## OTHER UTILITIES

57-001

## ■ Electric Power Statistics

Generation by utilities and industrial establishments, imports and exports, energy made available for use in Canada, cumulative monthly totals for year to date, by province.

*Monthly Bilingual Up to 17 pp.*

*Canada: \$8.00 a copy; \$80.00 a year*

*Other Countries: \$9.00 a copy; \$90.00 a year*

57-003

## ■ Quarterly Report on Energy Supply-Demand in Canada

Energy balance sheets in natural units and heat equivalents in primary and secondary forms, by province, each showing data on production, trade, interprovincial movements, conversion, and consumption by sectors. Analytical tables and details on non-energy products are shown.

*Bilingual Up to 145 pp.*

*Canada: \$25.00 a copy; \$100.00 a year*

*Other Countries: \$26.50 a copy; \$106.00 a year*

57-202

## ■ Electric Power Statistics Vol. II, Annual Statistics

Supply and disposition of electricity together with number of customers and value of sales, also employees, salaries and wages, financial statistics, fuels used to generate electricity and historical tabulation of supply and disposal of electric energy, by province.

*Annual Bilingual 52 pp.*

*Canada: \$20.00 a copy*

*Other Countries: \$21.00 a copy*

57-203

## ■ Electricity Bills: For Domestic, Commercial and Small Power Service, Examples of the Application of Rates

Examples of electricity bills for domestic, commercial and small power service in cities and representative municipalities.

*Annual Bilingual 16 pp.*

*Canada: \$20.00 a copy*

*Other Countries: \$21.00 a copy*



57-204

## ■ Electric Power Statistics, Vol. I, Annual Electric Power Survey of Capability and Load

Current and projected data of capability and load of producers of electric energy by province.

*Annual Bilingual 59 pp.*  
Canada: \$20.00 a copy  
Other Countries: \$21.00 a copy

57-205

## ■ Gas Utilities: Transport and Distribution Systems

Receipts and disposition of natural gas by month and by province; pipeline distance; balance sheet, property account, income account, employees and earnings.

*Annual Bilingual 68 pp.*  
Canada: \$20.00 a copy  
Other Countries: \$21.00 a copy

57-206

## ■ Electric Power Statistics, Vol. III, Inventory of Prime Mover and Electric Generating Equipment

A list of generating plants in Canada by ownership, showing the location, year of installation, name-plate rating and other technical details of each unit as at end of the year.

*Annual Bilingual 133 pp.*  
Canada: \$20.00 a copy  
Other Countries: \$21.00 a copy

57-208

## ■ Consumption of Purchased Fuel and Electricity by the Manufacturing, Mining, Logging and Electric Power Industries

Fuel and electricity consumption by individual industry in manufacturing, mining, electric utility and logging areas, by fuel type (quantity and value) and by province. The series excludes any self-produced energy and fuel use for non-energy purposes, but include the use of fuels for transportation, heating, etc., as well as for industrial applications.

*Annual Bilingual 63 pp.*  
Canada: \$20.00 a copy  
Other Countries: \$21.00 a copy

## COMMERCE, CONSTRUCTION, FINANCE AND PRICES

### BUSINESS CONDITIONS

61-003

## ■ Industrial Corporations: Financial Statistics

Contains statements of estimated assets, liabilities and shareholders' equity by industry, and estimated revenue, expenses, profits and retained earnings by industry. Effective first quarter, 1979, aggregate industry by industry totals are no longer available for assets and liabilities.

*Quarterly Bilingual Up to 328 pp.*  
Canada: \$50.00 a copy; \$200.00 a year  
Other Countries: \$60.00 a copy; \$240.00 a year

61-003P

## ■ Industrial Corporations: Financial Statistics, Preliminary Data

Contains preliminary income statement data for 47 industries and three totals for the past quarter and for the comparable quarter one year ago.

P.S.: Subscribe to the higher priced publication 61-003 at its regular price and you will receive 61-003P at no additional charge.

*Quarterly Bilingual Up to 22 pp.*  
Canada: \$15.00 a copy; \$60.00 a year  
Other Countries: \$16.00 a copy; \$64.00 a year

61-006

## ■ Financial Institutions: Financial Statistics

A comprehensive set of financial data, including balance sheet, income and expense statement, retained earnings statement, reserve accounts statement, and source and application of funds statement for financial institutions operating in Canada.

*Quarterly Bilingual Up to 219 pp.*  
Canada: \$40.00 a copy; \$160.00 a year  
Other Countries: \$41.50 a copy; \$166.00 a year

61-203

## ■ Federal Government Enterprise Finance: Income and Expenditure, Assets, Liabilities and Net Worth

An analysis of financial statements of federal government enterprises, five comprising details of assets, liabilities and net worth, surplus, revenue and expenditure by industry. Contains a list of the enterprises and their prime functions and an outline of concepts, terminology and classifications.

*Annual Bilingual 70 pp.*  
Canada: \$20.00 a copy  
Other Countries: \$21.00 a copy

61-204

## ■ Provincial Government Enterprise Finance: Income and Expenditure, Assets, Liabilities and Net Worth

An analysis of financial statements of provincial government enterprises, comprising details of assets, liabilities and net worth, surplus, current revenue and expenditure on a comparative basis, by industry and by province. Also contains a chart on the organization, size and main functions of provincial government enterprises, and an outline of concepts, terminology and classifications.

*Annual Bilingual 126 pp.*  
Canada: \$25.00 a copy  
Other Countries: \$26.50 a copy

61-205

## ■ Private and Public Investment in Canada: Intentions

Presents intended annual capital and repair expenditures on construction and on machinery and equipment, analyzed by sector and selected industry group for Canada and provinces and by selected industry group for manufacturing only for metropolitan areas compared with actual data for two preceding years. Includes technical notes and an appraisal of proposed spending. Formerly: Private and Public Investment in Canada: Outlook.

*Annual Bilingual 64 pp.*  
Canada: \$25.00 a copy  
Other Countries: \$26.00 a copy



61-206

## ■ Private and Public Investment in Canada: Revised Intentions

Includes updated estimates of intended capital spending in the current year, superseding estimates published at the beginning of the year in publication 61-205. Comparative figures are also included for the first estimates of intended outlays and the preliminary estimates of actual expenditures in the preceding year. National and provincial aggregates are provided by sector and selected industry groups. Metropolitan area totals are not compiled for this mid-year publication.

*Annual Bilingual 42 pp.*  
Canada: \$25.00 a copy  
Other Countries: \$26.00 a copy

61-207P

## ■ Corporation Financial Statistics: Preliminary Data on Matched Corporations

Partial and incomplete data on the assets, equity, sales and pre-tax profits of matched corporations in 182 industries.

P.S.: Subscribe to the higher priced publication 61-207 at its regular price and you will receive 61-207P at no additional charge.

*Annual Bilingual 12 pp.*  
Canada: \$10.00 a copy  
Other Countries: \$11.00 a copy

61-207

## ■ Corporation Financial Statistics

Contains aggregate balance sheet, income and expense, profit and retained earnings information for corporations classified by 182 industries. Since 1969, the previous year's revised data (as well as current year's financial items) are included, along with the 15 commonly used key ratios.

*Annual Bilingual 184 pp.*  
Canada: \$50.00 a copy  
Other Countries: \$51.50 a copy

61-208P

## ■ Corporation Taxation Statistics: Preliminary Data for Income Taxes and Provincial Allocation of Taxable Income – Advance Information

Estimates, based on partial data, of federal and provincial corporation income taxes and taxable income by province, for major industry groups.

P.S.: Subscribe to the higher priced publication 61-208 at its regular price and you will receive 61-208P at no additional charge.

*Annual Bilingual 8 pp.*  
Canada: \$10.00 a copy  
Other Countries: \$11.00 a copy

61-208

## ■ Corporation Taxation Statistics

Taxation of corporation income, indicating the industries earning the income on which income tax is based, the province in which that income is earned and a reconciliation of corporation profit with taxable income and with taxes, including a general review and analysis of the data presented for the reference year.

*Annual Bilingual 187 pp.*  
Canada: \$60.00 a copy  
Other Countries: \$61.50 a copy

61-209

## ■ Credit Unions

A comprehensive report on the operation and financial performance of credit unions and caisses populaires operating in Canada. Statistics, by province and nationally and by local and central credit unions, covers aspects all the way from number of members and employees to size and type of credit unions, to balance sheets, operating statements, undistributed surplus statements, and reserve accounts.

*Annual Bilingual 104 pp.*  
Canada: \$50.00 a copy  
Other Countries: \$51.00 a copy

61-210

## ■ Annual Report of the Minister of Supply and Services Canada under the Corporations and Labour Unions Returns Act, part I, Corporations

Aggregate financial information for large corporations stratified between foreign and Canadian. The foreign control component is disaggregated into "United States" and "other" for major industries. "Other foreign" is presented for eight industry divisions. Analysis of aggregate concentration commencing 1975 includes leading non-financial enterprises ranked by sales. It includes interest, dividends and business service payments to non-residents.

*Annual Bilingual 266 pp.*  
Canada: \$50.00 a copy  
Other Countries: \$60.00 a copy


61-214

## ■ Investment Statistics: Manufacturing Sub-industries and Selected Energy Related Industries, Outlook

The totals in this publication represent the sub-industry detail for the 20 major industry groups of manufacturing shown in Table 3 of the publication: Private and Public Investment in Canada: Outlook? (publication 61-205) released about two months earlier. These estimates of capital and repair expenditures are based on the same questionnaire surveys of establishments engaged in manufacturing from which estimates are compiled for publication 61-205 at an earlier period for timeliness. In both publications estimates for the most recent year represent intended spending. Estimates for the immediately preceding year are preliminary actual and totals for the penultimate year represent actual or final expenditures.

*Annual Bilingual 21 pp.*  
Canada: \$10.00 a copy  
Other Countries: \$11.00 a copy

**Your Guide to  
Statistics Canada's New  
Census of Manufactures  
Publications**



Statistics Canada Statistique Canada

Canada

## Your Guide to Statistics Canada's New Census of Manufactures Publications

---

Data – more quickly and efficiently. That's the reason we've reorganized our Census of Manufactures releases. Our new product line of 20 industry packages – one for each major group of industries – has replaced our former 73 publications. Subscribing to one industry package entitles you to **all** the Census of Manufactures data for that particular major group of industries. What's more, you'll receive some of the data up to six months earlier than ever before.

### The Industry Package

Each industry package contains data from one of the 20 major groups of industries defined in our Standard Industrial Classification. Each package consists of a publication containing commodity statistics (raw material inputs/finished good outputs) and a number of separately published bulletins containing principal operating statistics (financial and employment).

### Why Publish Principal Operating Statistics Separately?

Because principal operating statistics are available well before commodity statistics. By publishing these one-sheet bulletins as soon as the data are compiled, we've improved their timeliness by an average six months!

### Publications

Each publication has commodity statistics for a major group of industries with the data divided among each of the individual industries that make up the major group. For example, **Food Industries** contains detail on 20 individual industries from poultry to dry pasta products.

These publications supply the most recent two reference years of data on materials and supplies used, and shipments of goods of own manufacture. When relevant, other data relating to a specific industry are also provided. Also included are:

- definitions;
- highlights;
- data quality statements;
- the names and employment size range of business establishments (excluding small business) for each province.

### Bulletins

Each bulletin contains principal operating statistics for an individual industry. The three tables in each bulletin detail such things as:

- number of establishments;
- numbers of workers, wages and person-hours paid;
- cost of fuel, materials and supplies;
- value of shipments;
- inventories;
- value added.

### Prices\*

Each of our new publications costs \$30.00, while each bulletin costs \$4.00. But if you choose one of the special offers below, the bulletin price is reduced to \$3.00 each.

### Industry Packages

By ordering an industry package, you receive the commodity statistics publication **and** the principal operating statistics bulletins for one of the 20 major groups of industries. Prices vary from \$39.00 to \$105.00.

### Bulletin Packages

There are 20 all-bulletin packages, one for each major group. If timely, principal operating statistics are all you need, this package will appeal to you.

### Complete Census of Manufactures Package

For the library, research organization, business association or large corporation, this package contains all 20 commodity publications and all 230 bulletins. It is priced at \$1,308.

### Discontinued Publications

If you have ordered Census of Manufactures publications before and would like to know which new publications will give you the same information, look at the conversion table. It lists the 73 discontinued publications and the 20 publications replacing them. If you want the principal operating statistics as well, remember to order the bulletins that go along with the publication(s) you choose.



## **Subscriptions and Orders**

To subscribe, fill in the "subscription" price in the enclosed order form. To order a single issue, fill in the "per issue" price.

**To avoid delay, make sure when ordering bulletins that you include both the five-digit catalogue number and the four-digit SIC code on the order form.**

Send your order to:

Publication Sales  
Statistics Canada  
Ottawa, Ontario  
K1A 0T6

Any questions? Call us collect at (613) 993-7276. Assistance is also available from any of our regional reference centres listed on page 15 of this booklet.

**\*Note:** For readers more interested in the historical significance of principal and Commodity Statistics than in their timely delivery, Statistics Canada will continue to publish the following economically-priced publications:

31-203 Manufacturing Industries of Canada: National and Provincial Areas.

31-211 Products shipped by Canadian Manufactures.

To order either of these publications, see the subscription form at the back of this guide.

(La version française de ce guide est disponible sur demande.)

## Conversion Table: Census of Manufactures

The following table will enable users to identify which of our 20 new publications contains the commodity statistics previously reported in one of Statistic Canada's 73 publications now discontinued.

### DISCONTINUED PUBLICATIONS

CAT.  
NO. TITLE

#### Food, Beverage and Tobacco

32-202	Biscuit Manufacturers
32-203	Bakeries
32-208	Soft Drink Manufacturers
32-209	Dairy Products Industries
32-213	Confectionery Manufacturers
32-214	Feed Industry
32-216	Fish Products Industry
32-218	Fruit and Vegetable Processing Industries
32-222	Cane and Beet Sugar Processors
32-223	Vegetable Oil Mills
32-224	Miscellaneous Food Processors
32-225	Tobacco Products Industries
32-228	Flour and Breakfast Cereal Products Industry
32-231	Alcoholic Beverage Industries
32-232	Meat and Poultry Products Industries

#### Leather and Rubber Products

33-206	Rubber Products Industries
33-207	Leather Industries

#### Textiles and Apparel

34-216	Men's Clothing Industries
34-217	Women's and Children's Clothing Industries
34-218	Miscellaneous Clothing Industries
34-221	Carpet, Mat and Rug Industry
34-223	Fibre, Yarn and Cloth Mills
34-224	Textile Products Industries

#### Wood and Furniture Products

35-204	Sawmill, Planing Mill and Shingle Mill Products Industries
35-205	Sash, Door and Other Millwork Industries
35-206	Veneer and Plywood Industries
35-208	Miscellaneous Wood Industries
35-216	Furniture and Fixture Industries

#### Paper Products and Printing

36-203	Printing, Publishing and Allied Industries
36-204	Pulp and Paper Mills
36-215	Other Converted Paper Products Industries, Including Asphalt Roofing Industry
36-216	Paper Box and Bag Manufacturers

### NEW PUBLICATIONS

CAT.  
NO. TITLE

#### Food, Beverage and Tobacco

32-250	Food Industries
32-250	Food Industries
32-251	Beverage and Tobacco Products Industries
32-250	Food Industries
32-250	Food Industries
32-250	Food Industries
32-250	Food Industries
32-250	Food Industries
32-250	Food Industries
32-250	Food Industries
32-251	Beverage and Tobacco Products Industries
32-250	Food Industries
32-251	Beverage and Tobacco Products Industries
32-250	Food Industries

#### Leather, Rubber and Plastic Products

33-250	Rubber and Plastic Products Industries
33-251	Leather and Allied Products Industries

#### Textiles and Clothing

34-252	Clothing Industries
34-252	Clothing Industries
34-252	Clothing Industries
34-251	Textile Products Industries
34-250	Primary Textile Industries
34-251	Textile Products Industries

#### Wood and Furniture Products

35-250	Wood Industries
35-250	Wood Industries
35-250	Wood Industries
35-250	Wood Industries
35-251	Furniture and Fixtures Industries

#### Paper Products and Printing

36-251	Printing, Publishing and Allied Industries
36-250	Paper and Allied Products Industries
36-250	Paper and Allied Products Industries
36-250	Paper and Allied Products Industries

## DISCONTINUED PUBLICATIONS

CAT.  
NO.

### Primary Metals (Manufactured) and Fabricated Metal Products

41-208	Hardware, Tool and Cutlery Industries
41-214	Smelting and Refining
41-216	Wire and Wire Products Industries
41-221	Ornamental and Architectural Metal Products Industry
41-225	Heating Equipment Industry
41-227	Metal Stamping, Pressing and Coating Industry
41-228	Other Metal Fabricating Industries
41-230	Non-ferrous Metal Rolling, Casting and Extruding
41-231	Primary Steel, Steel Pipe and Tube Industries and Iron Foundries
41-232	Power Boilers, Heat Exchanger and Fabricated Structural Metal Products Industries

### Machinery and Transportation Equipment

42-202	Agricultural Implement Industry
42-203	Aircraft and Aircraft Parts Manufacturers
42-207	Machine Shop Industry
42-210	Motor Vehicle Parts and Accessories Manufacturers
42-211	Railroad Rolling Stock Industry
42-214	Other Machinery and Equipment Industries
42-215	Commercial Refrigeration and Air Conditioning Equipment Manufacturers
42-216	Office, Store and Business Machine Industries
42-217	Truck Body and Trailer Manufacturers
42-218	Shipbuilding and Boatbuilding
42-219	Motor Vehicle Industries

### Electrical Equipment

43-206	Communications and Other Electronic Equipment Industries
43-207	Electrical Industrial Equipment Industries
43-209	Communications and Energy Wire and Cable Industry
43-212	Appliance, Radio and Television Manufacturers
43-213	Miscellaneous Electrical Industries

## NEW PUBLICATIONS

CAT.  
NO.

### Primary Metals and Fabricated Metal Products

41-251	Fabricated Metal Products Industries
41-250	Primary Metal Industries
41-251	Fabricated Metal Products Industries
41-251	Fabricated Metal Products Industries
41-251	Fabricated Metal Products Industries
41-251	Fabricated Metal Products Industries
41-251	Fabricated Metal Products Industries
41-250	Primary Metal Industries
41-250	Primary Metal Industries
41-251	Fabricated Metal Products Industries

### Machinery and Transportation Equipment

42-250	Machinery Industries (except Electrical Machinery)
42-251	Transportation Equipment Industries
41-251	Fabricated Metal Products Industries
42-251	Transportation Equipment Industries
42-251	Transportation Equipment Industries
42-250	Machinery Industries (except Electrical Machinery)
42-250	Machinery Industries (except Electrical Machinery)
42-250	Machinery Industries (except Electrical Machinery)
42-251	Transportation Equipment Industries
42-251	Transportation Equipment Industries
42-251	Transportation Equipment Industries

### Electrical Equipment

43-250	Electrical and Electronic Products Industries
43-250	Electrical and Electronic Products Industries
43-250	Electrical and Electronic Products Industries
43-250	Electrical and Electronic Products Industries
43-250	Electrical and Electronic Products Industries



## DISCONTINUED PUBLICATIONS

CAT. TITLE  
NO.

### Non-metallic Mineral Products

44-207 Glass and Glass Products Industries  
44-218 Clay Products Industries  
44-219 Cement Industries  
44-220 Miscellaneous Non-metallic Mineral  
Manufacturers

### Petroleum and Coal Products

45-209 Refined Petroleum and Coal Products

### Chemicals

46-210 Paint and Varnish Manufacturers  
46-216 Miscellaneous Chemical Industries  
46-222 Plastics Industries  
46-223 Pharmaceuticals, Cleaning Compounds and  
Toilet Preparations  
46-224 Industrial and Agricultural Chemical  
Products

### Miscellaneous Manufactures

47-204 Sporting Goods and Toy Industries  
47-205 Miscellaneous Manufacturing Industries  
47-206 Scientific and Professional Equipment  
Industries  
47-209 Signs and Displays Industry  
47-211 Jewellery and Precious Metal Industries

## NEW PUBLICATIONS

CAT. TITLE  
NO.

### Non-metallic Mineral Products

44-250 Non-metallic Mineral Products Industries  
44-250 Non-metallic Mineral Products Industries  
44-250 Non-metallic Mineral Products Industries  
44-250 Non-metallic Mineral Products Industries

### Petroleum and Coal Products

45-250 Refined Petroleum and Coal Products  
Industries

### Chemicals

46-250 Chemical and Chemical Products  
Industries  
46-250 Chemical and Chemical Products  
Industries  
33-250 Rubber and Plastic Products Industries  
46-250 Chemical and Chemical Products  
Industries  
46-250 Chemical and Chemical Products  
Industries

### Miscellaneous Manufactures

47-250 Other Manufacturing Industries  
47-250 Other Manufacturing Industries  
47-250 Other Manufacturing Industries  
47-250 Other Manufacturing Industries  
47-250 Other Manufacturing Industries

## Census of Manufactures Publications

Package or Cat. No.	SIC*	Title	Price (in Canadian dollars)			
			Per issue		Yearly subscription	
			Canada	Foreign	Canada	Foreign
10-250		<b>Special Package of 250 Publications</b> i.e., Census of Manufactures Publications; consisting of 230 bulletins plus 20 major industry publications	---	---	1,308.00	1,565.00
		<b>FOOD INDUSTRIES</b>				
10-253		<b>Special Package of 21 Publications</b> i.e., Catalogue No. 32-250 Food Industries plus the 20 associated bulletins (32-250B1011 to 32-250B1098) listed below.		---	90.00	111.50
32-250B		<b>Special Package of 20 Publications</b> i.e., the 20 Food Industries bulletins (32-250B1011 to 32-250B1098) listed below.	---	---	60.00	80.00
32-250		<b>Food Industries</b>				
32-250B	1011	Meat and Meat Products Industry (Except Poultry)	30.00	31.50	30.00	31.50
32-250B	1012	Poultry Products Industry	4.00	5.00	-	-
32-250B	1021	Fish Products Industry	4.00	5.00	-	-
32-250B	1031	Canned and Preserved Fruit and Vegetable Industry	4.00	5.00	-	-
32-250B	1032	Frozen Fruit and Vegetable Industry	4.00	5.00	-	-
32-250B	1041	Fluid Milk Industry	4.00	5.00	-	-
32-250B	1049	Other Dairy Products Industries	4.00	5.00	-	-
32-250B	1051	Cereal Grain Flour Industry	4.00	5.00	-	-
32-250B	1052	Prepared Flour Mixes and Prepared Cereal Foods Industry	4.00	5.00	-	-
32-250B	1053	Feed Industry	4.00	5.00	-	-
32-250B	1061	Vegetable Oil Mills (Except Corn Oil)	4.00	5.00	-	-
32-250B	1071	Biscuit Industry	4.00	5.00	-	-
32-250B	1072	Bread and Other Bakery Products Industry	4.00	5.00	-	-
32-250B	1081	Cane and Beet Sugar Industry	4.00	5.00	-	-
32-250B	1082	Chewing Gum Industry	4.00	5.00	-	-
32-250B	1083	Sugar and Chocolate Confectionery Industry	4.00	5.00	-	-
32-250B	1091	Tea and Coffee Industry	4.00	5.00	-	-
32-250B	1092	Dry Pasta Products Industry	4.00	5.00	-	-
32-250B	1093	Potato Chip, Pretzel and Popcorn Industry	4.00	5.00	-	-
32-250B	1094	Malt and Malt Flour Industry (confidential; com- bined with SIC 1099; see 32-250B1098)	4.00	5.00	-	-
32-250B	1098	Other Food Products Industries (including Malt and Malt Flour Industry)	N/A	N/A	-	-
32-250B	1099	Other Food Products Industries (not available; see 32-250B1098)	4.00	5.00	-	-
			N/A	N/A	-	-

\* SIC = Standard Industrial Classification

## Census of Manufactures Publications

Package or Cat. No.	SIC*	Title	Price (in Canadian dollars)			
			Per issue		Yearly subscription	
			Canada	Foreign	Canada	Foreign
		<b>BEVERAGE AND TOBACCO PRODUCTS INDUSTRIES</b>				
10-255		<b>Special Package of 7 Publications</b> i.e., Catalogue No. 32-251 Beverage and Tobacco Products Industries plus the 6 associated bulletins (32-251B1111 to 32-251B1221) listed below.	---	---	48.00	55.50
32-251B		<b>Special Package of 6 Publications</b> i.e., the 6 Beverage and Tobacco Products Industries bulletins (32-251B1111 to 32-251B1221) listed below.	---	---	18.00	24.00
32-251		<b>Beverage and Tobacco Products Industries</b>	30.00	31.50	30.00	31.50
32-251B	1111	Soft Drink Industry	4.00	5.00	---	---
32-251B	1121	Distillery Products Industry	4.00	5.00	---	---
32-251B	1131	Brewery Products Industry	4.00	5.00	---	---
32-251B	1141	Wine Industry	4.00	5.00	---	---
32-251B	1211	Leaf Tobacco Industry	4.00	5.00	---	---
32-251B	1221	Tobacco Products Industry	4.00	5.00	---	---
		<b>RUBBER AND PLASTIC PRODUCTS INDUSTRIES</b>				
10-257		<b>Special Package of 8 Publications</b> i.e., Catalogue No. 33-250 Rubber and Plastic Products Industries plus the 7 associated bulletins (33-250B1511 to 33-250B1699) listed below.	---	---	51.00	59.50
33-250B		<b>Special Package of 7 Publications</b> i.e., the 7 Rubber and Plastic Products Industries bulletins (33-250B1511 to 33-250B1699) listed below.	---	---	21.00	28.00
33-250		<b>Rubber and Plastic Products Industries</b>	30.00	31.50	30.00	31.50
33-250B	1511	Tire and Tube Industry (confidential; combined with SIC1599; see 33-250B1598)	N/A	N/A	---	---
33-250B	1521	Rubber Hose and Belting Industry	4.00	5.00	---	---
33-250B	1598	Other Rubber Products Industries (including Tire and Tube Industry)	4.00	5.00	---	---

\* SIC = Standard Industrial Classification



## Census of Manufactures Publications

Package or Cat. No.	SIC*	Title	Price (in Canadian dollars)			
			Per issue		Yearly subscription	
			Canada	Foreign	Canada	Foreign
33-250B	1599	Other Rubber Products Industries (not available; see 33-250B1598)	N/A	N/A	---	---
33-250B	1611	Foamed and Expanded Plastic Products Industry	4.00	5.00	---	---
33-250B	1621	Plastic Pipe and Pipe Fittings Industry	4.00	5.00	---	---
33-250B	1631	Plastic Film and Sheeting Industry	4.00	5.00	---	---
33-250B	1691	Plastic Bag Industry	4.00	5.00	---	---
33-250B	1699	Other Plastic Products Industries	4.00	5.00	---	---
<b>LEATHER AND ALLIED PRODUCTS INDUSTRIES</b>						
10-259		<b>Special Package of 5 Publications</b> i.e., Catalogue No. 33-251 Leather and Allied Products Industries plus the 4 associated bulletins (33-251B1711 to 33-251B1719) listed below.	---	---	42.00	47.50
33-251B		<b>Special Package of 4 Publications</b> i.e., the 4 Leather and Allied Products Industries bulletins (33-251B1711 to 33-251B1719) listed below.	---	---	12.00	16.00
33-251		<b>Leather and Allied Products Industries</b>	30.00	31.50	30.00	31.50
33-251B	1711	Leather Tanneries	4.00	5.00	---	---
33-251B	1712	Footwear Industry	4.00	5.00	---	---
33-251B	1713	Luggage, Purse and Handbag Industry	4.00	5.00	---	---
33-251B	1719	Other Leather and Allied Products Industries	4.00	5.00	---	---
<b>PRIMARY TEXTILE INDUSTRIES</b>						
10-261		<b>Special Package of 5 Publications</b> i.e., Catalogue No. 34-250 Primary Textile Industries plus the 4 associated bulletins (34-250B1811 to 34-250B1831) listed below.	---	---	42.00	47.50
34-250B		<b>Special Package of 4 Publications</b> i.e., the 4 Primary Textile Industries bulletins (34-250B1811 to 34-250B1831) listed below.	---	---	12.00	16.00
34-250		<b>Primary Textile Industries</b>	30.00	31.50	30.00	31.50
34-250B	1811	Man-made Fibre and Filament Yarn Industry	4.00	5.00	---	---
34-250B	1821	Wool Yarn and Woven Cloth Industry	4.00	5.00	---	---
34-250B	1829	Other Spun Yarn and Woven Cloth Industries	4.00	5.00	---	---
34-250B	1831	Broad Knitted Fabric Industry	4.00	5.00	---	---

\* SIC = Standard Industrial Classification

## Census of Manufactures Publications

Package or Cat. No.	SIC*	Title	Price (in Canadian dollars)			
			Per issue		Yearly subscription	
			Canada	Foreign	Canada	Foreign
		<b>TEXTILE PRODUCTS INDUSTRIES</b>				
10-263		<b>Special Package of 9 Publications</b> i.e., Catalogue No. 34-251 Textile Products Industries plus the 8 associated bulletins (34-251B1911 to 34-251B1998) listed below.	---	---	54.00	63.50
34-251B		<b>Special Package of 8 Publications</b> i.e., the 8 Textile Products Industries bulletins (34-251B1911 to 34-251B1998) listed below.	---	---	24.00	32.00
34-251		<b>Textile Products Industries</b>	30.00	31.50	30.00	31.50
34-251B	1911	Natural Fibres Processing and Felt Products Industry	4.00	5.00	---	---
34-251B	1921	Carpet, Mat and Rug Industry	4.00	5.00	---	---
34-251B	1931	Canvas and Related Products Industry	4.00	5.00	---	---
34-251B	1991	Narrow Fabric Industry	4.00	5.00	---	---
34-251B	1992	Contract Textile Dyeing and Finishing Industry	4.00	5.00	---	---
34-251B	1993	Household Products of Textile Materials Industry	4.00	5.00	---	---
34-251B	1994	Hygiene Products of Textile Materials Industry	4.00	5.00	---	---
34-251B	1995	Tire Cord Fabric Industry (confidential; see 34-251B1998)	N/A	N/A	---	---
34-251B	1998	Other Textile Products Industries (including Tire Cord Fabric Industry)	4.00	5.00	---	---
34-251B	1999	Other Textile Products Industries (not available; see 34-251B1998)	N/A	N/A	---	---
		<b>CLOTHING INDUSTRIES</b>				
10-265		<b>Special Package of 19 Publications</b> i.e., Catalogue No. 34-252 Clothing Industries plus the 18 associated bulletins (34-252B2431 to 34-252B2499) listed below.	---	---	84.00	103.50
34-252B		<b>Special Package of 18 Publications</b> i.e., the 18 Clothing Industries bulletins (34-252B2431 to 34-252B2499) listed below.	---	---	54.00	72.00
34-252		<b>Clothing Industries</b>	30.00	31.50	30.00	31.50
34-252B	2431	Men's and Boys' Coat Industry	4.00	5.00	---	---
34-252B	2432	Men's and Boys' Suit and Jacket Industry	4.00	5.00	---	---
34-252B	2433	Men's and Boys' Pants Industry	4.00	5.00	---	---
34-252B	2434	Men's and Boys' Shirt and Underwear Industry	4.00	5.00	---	---
34-252B	2435	Men's and Boys' Clothing Contractors	4.00	5.00	---	---
34-252B	2441	Women's Coat and Jacket Industry	4.00	5.00	---	---

\* SIC = Standard Industrial Classification

## Census of Manufactures Publications

Package or Cat. No.	SIC*	Title	Price (in Canadian dollars)			
			Per issue		Yearly subscription	
			Canada	Foreign	Canada	Foreign
34-252B	2442	Women's Sportswear Industry	4.00	5.00	---	---
34-252B	2443	Women's Dress Industry	4.00	5.00	---	---
34-252B	2444	Women's Blouse and Shirt Industry	4.00	5.00	---	---
34-252B	2445	Women's Clothing Contractors	4.00	5.00	---	---
34-252B	2451	Children's Clothing Industry	4.00	5.00	---	---
34-252B	2491	Sweater Industry	4.00	5.00	---	---
34-252B	2492	Occupational Clothing Industry	4.00	5.00	---	---
34-252B	2493	Glove Industry	4.00	5.00	---	---
34-252B	2494	Hosiery Industry	4.00	5.00	---	---
34-252B	2495	Fur Goods Industry	4.00	5.00	---	---
34-252B	2496	Foundation Garment Industry	4.00	5.00	---	---
34-252B	2499	Other Clothing and Apparel Industries	4.00	5.00	---	---
<b>WOOD INDUSTRIES</b>						
10-267		<b>Special Package of 14 Publications</b> i.e., Catalogue No. 35-250 Wood Industries plus the 13 associated bulletins (35-250B2511 to 35-250B2599) listed below.	---	---	69.00	83.50
35-250B		<b>Special Package of 13 Publications</b> i.e., the 13 Wood Industries bulletins (35-250B2511 to 35-250B2599) listed below.	---	---	39.00	52.00
35-250		<b>Wood Industries</b>	30.00	31.50	30.00	31.50
35-250B	2511	Shingle and Shake Industry	4.00	5.00	---	---
35-250B	2512	Sawmill and Planing Mill Products Industry (Except Shingles and Shakes)	4.00	5.00	---	---
35-250B	2520	Veneer and Plywood Industries	4.00	5.00	---	---
35-250B	2521	Hardwood Veneer and Plywood Industry (not available; see 35-250 B2520)	N/A	N/A	---	---
35-250B	2522	Softwood Veneer and Plywood Industry (not available; see 35-250 B2520)	N/A	N/A	---	---
35-250B	2541	Prefabricated Wooden Buildings Industry	4.00	5.00	---	---
35-250B	2542	Wooden Kitchen Cabinet and Bathroom Vanity Industry	4.00	5.00	---	---
35-250B	2543	Wooden Door and Window Industry	4.00	5.00	---	---
35-250B	2549	Other Millwork Industries	4.00	5.00	---	---
35-250B	2561	Wooden Box and Pallet Industry	4.00	5.00	---	---
35-250B	2581	Coffin and Casket Industry	4.00	5.00	---	---
35-250B	2591	Wood Preservation Industry	4.00	5.00	---	---
35-250B	2592	Particle Board Industry	4.00	5.00	---	---

\* SIC = Standard Industrial Classification



## Census of Manufactures Publications

Package or Cat. No.	SIC*	Title	Price (in Canadian dollars)			
			Per issue		Yearly subscription	
			Canada	Foreign	Canada	Foreign
35-250B	2593	Wafer Board Industry	4.00	5.00	---	---
35-250B	2599	Other Wood Industries	4.00	5.00	---	---
<b>FURNITURE AND FIXTURE INDUSTRIES</b>						
10-269		<b>Special Package of 9 Publications</b> i.e., Catalogue No. 35-251 Furniture and Fixture Industries plus the 8 associated bulletins (35-251B2611 to 35-251B2699) listed below.	---	---	54.00	63.50
35-251B		<b>Special Package of 8 Publications</b> i.e., the 8 Furniture and Fixture Industries bulletins (35-251B2611 to 35-251B2699) listed below.	---	---	24.00	32.00
35-251		<b>Furniture and Fixture Industries</b>	30.00	31.50	30.00	31.50
35-251B	2611	Wooden Household Furniture Industry	4.00	5.00	---	---
35-251B	2612	Upholstered Household Furniture Industry	4.00	5.00	---	---
35-251B	2619	Other Household Furniture Industries	4.00	5.00	---	---
35-251B	2641	Metal Office Furniture Industry	4.00	5.00	---	---
35-251B	2649	Other Office Furniture Industries	4.00	5.00	---	---
35-251B	2691	Bed Spring and Mattress Industry	4.00	5.00	---	---
35-251B	2692	Hotel, Restaurant and Institutional Furniture and Fixture Industry	4.00	5.00	---	---
35-251B	2699	Other Furniture and Fixture Industries	4.00	5.00	---	---
<b>PAPER AND ALLIED PRODUCTS INDUSTRIES</b>						
10-271		<b>Special Package of 14 Publications</b> i.e., Catalogue No. 36-250 Paper and Allied Products Industries plus the 13 associated bulletins (36-250B2711 to 36-250B2799) listed below.	---	---	69.00	83.50
36-250B		<b>Special Package of 13 Publications</b> i.e., the 13 Paper and Allied Products Industries bulletins (36-250B2711 to 36-250B2799) listed below.	---	---	39.00	52.00
36-250		<b>Paper and Allied Products Industries</b>	30.00	31.50	30.00	31.50
36-250B	2711	Pulp Industry	4.00	5.00	---	---
36-250B	2712	Newsprint Industry	4.00	5.00	---	---
36-250B	2713	Paperboard Industry	4.00	5.00	---	---
36-250B	2714	Building Board Industry	4.00	5.00	---	---

\* SIC = Standard Industrial Classification

## Census of Manufactures Publications

Package or Cat. No.	SIC*	Title	Price (in Canadian dollars)			
			Per issue		Yearly subscription	
			Canada	Foreign	Canada	Foreign
36-250B	2719	Other Paper Industries	4.00	5.00	---	---
36-250B	2721	Asphalt Roofing Industry	4.00	5.00	---	---
36-250B	2731	Folding Carton and Set-up Box Industry	4.00	5.00	---	---
36-250B	2732	Corrugated Box Industry	4.00	5.00	---	---
36-250B	2733	Paper Bag Industry	4.00	5.00	---	---
36-250B	2791	Coated and Treated Paper Industry	4.00	5.00	---	---
36-250B	2792	Stationery Paper Products Industry	4.00	5.00	---	---
36-250B	2793	Paper Consumer Products Industry	4.00	5.00	---	---
36-250B	2799	Other Converted Paper Products Industries	4.00	5.00	---	---
<b>PRINTING, PUBLISHING AND ALLIED INDUSTRIES</b>						
10-273		<b>Special Package of 8 Publications</b> i.e., Catalogue No. 36-251 Printing, Publishing and Allied Industries plus the 7 associated bulletins (36-251B2811 to 36-251B2849) listed below.	---	---	51.00	59.50
36-251B		<b>Special Package of 7 Publications</b> i.e., the 7 Printing, Publishing and Allied Industries bulletins (36-251B2811 to 36-251B2849) listed below.	---	---	21.00	28.00
36-251		<b>Printing, Publishing and Allied Industries</b>	30.00	31.50	30.00	31.50
36-251B	2811	Business Forms Printing Industry	4.00	5.00	---	---
36-251B	2819	Other Commercial Printing Industries	4.00	5.00	---	---
36-251B	2821	Platemaking, Typesetting and Bindery Industry	4.00	5.00	---	---
36-251B	2831	Book Publishing Industry	4.00	5.00	---	---
36-251B	2839	Other Publishing Industries	4.00	5.00	---	---
36-251B	2841	Newspaper, Magazine and Periodical (Combined Publishing and Printing) Industry	4.00	5.00	---	---
36-251B	2849	Other Combined Publishing and Printing Industries	4.00	5.00	---	---
<b>PRIMARY METAL INDUSTRIES</b>						
10-275		<b>Special Package of 8 Publications</b> i.e., Catalogue No. 41-250 Primary Metal Industries plus the 7 associated bulletins (41-250B2910 to 41-250B2999) listed below.	--	---	51.00	59.50
41-250B		<b>Special Package of 7 Publications</b> i.e., the 7 Primary Metal Industries bulletins (41-250B2910 to 41-250B2999) listed below.	---	---	21.00	28.00

\* SIC = Standard Industrial Classification

## Census of Manufactures Publications

Package or Cat. No.	SIC*	Title	Price (in Canadian dollars)			
			Per issue		Yearly subscription	
			Canada	Foreign	Canada	Foreign
41-250		<b>Primary Metal Industries</b>	30.00	31.50	30.00	31.50
41-250B	2910	Primary Steel Industries	4.00	5.00	---	---
41-250B	2911	Ferro-alloys Industry (not available; see 41-250B2910)	N/A	N/A	---	---
41-250B	2912	Steel Foundries (not available; see 41-250B2910)	N/A	N/A	---	---
41-250B	2919	Other Primary Steel Industries (not available; see 41-250B2910)	N/A	N/A	---	---
41-250B	2921	Steel Pipe and Tube Industry	4.00	5.00	---	---
41-250B	2941	Iron Foundries	4.00	5.00	---	---
41-250B	2950	Non-ferrous Metal Smelting and Refining Industries	4.00	5.00	---	---
41-250B	2951	Primary Production of Aluminum Industry (confidential; combined with SIC2959; see 41-250B2950)	N/A	N/A	---	---
41-250B	2959	Other Primary Smelting and Refining of Non-ferrous Metal Industries (not available; see 41-250B2950)	N/A	N/A	---	---
41-250B	2961	Aluminum Rolling, Casting and Extruding Industry	4.00	5.00	---	---
41-250B	2971	Copper and Copper Alloy Rolling, Casting and Extruding Industry	4.00	5.00	---	---
41-250B	2999	Other Rolled, Cast and Extruded Non-ferrous Metal Products Industries	4.00	5.00	---	---
		<b>FABRICATED METAL PRODUCTS INDUSTRIES</b>				
10-277		<b>Special Package of 24 Publications</b> i.e., Catalogue No. 41-251 Fabricated Metal Products Industries plus the 23 associated bulletins (41-251B3011 to 41-251B3099) listed below.	--	---	105.00	129.50
41-251B		<b>Special Package of 23 Publications</b> i.e., the 23 Fabricated Metal Products Industries bulletins (41-251B3011 to 41-251B3099) listed below.	---	---	75.00	98.00
41-251		<b>Fabricated Metal Products Industries</b>	30.00	31.50	30.00	31.50
41-251B	3011	Power Boiler and Heat Exchanger Industry	4.00	5.00	---	---
41-251B	3021	Metal Tanks (Heavy Gauge) Industry	4.00	5.00	---	---
41-251B	3022	Plate Work Industry	4.00	5.00	---	---
41-251B	3023	Pre-engineered Metal Buildings Industry (Except Portable)	4.00	5.00	---	---
41-251B	3029	Other Fabricated Structural Metal Products Industries	4.00	5.00	---	---
41-251B	3031	Metal Door and Window Industry	4.00	5.00	---	---

\* SIC = Standard Industrial Classification



## Census of Manufactures Publications

Package or Cat. No.	SIC*	Title	Price (in Canadian dollars)			
			Per issue		Yearly subscription	
			Canada	Foreign	Canada	Foreign
41-251B	3032	Prefabricated Portable Metal Buildings Industry	4.00	5.00	---	---
41-251B	3039	Other Ornamental and Architectural Metal Products Industries	4.00	5.00	---	---
41-251B	3041	Custom Coating of Metal Products Industry	4.00	5.00	---	---
41-251B	3042	Metal Closure and Container Industry	4.00	5.00	---	---
41-251B	3049	Other Stamped and Pressed Metal Products Industries	4.00	5.00	---	---
41-251B	3051	Upholstery and Coil Spring Industry (confidential; combined with SIC3059; see 41-251B3058)	N/A	N/A	---	---
41-251B	3052	Wire and Wire Rope Industry	4.00	5.00	---	---
41-251B	3053	Industrial Fastener Industry	4.00	5.00	---	---
41-251B	3058	Other Wire Products Industries (including Upholstery and Coil Spring Industry)	4.00	5.00	---	---
41-251B	3059	Other Wire Products Industries (not available; see 41-251B3058)	N/A	N/A	---	---
41-251B	3061	Basic Hardware Industry	4.00	5.00	---	---
41-251B	3062	Metal Dies, Moulds and Patterns Industry	4.00	5.00	---	---
41-251B	3063	Hand Tool and Implement Industry	4.00	5.00	---	---
41-251B	3069	Other Hardware and Cutlery Industries	4.00	5.00	---	---
41-251B	3071	Heating Equipment Industry	4.00	5.00	---	---
41-251B	3081	Machine Shop Industry	4.00	5.00	---	---
41-251B	3091	Metal Plumbing Fixtures and Fittings Industry	4.00	5.00	---	---
41-251B	3092	Metal Valve Industry	4.00	5.00	---	---
41-251B	3099	Other Metal Fabricating Industries	4.00	5.00	---	---
		<b>MACHINERY INDUSTRIES (EXCEPT ELECTRICAL MACHINERY)</b>				
10-279		<b>Special Package of 8 Publications</b> i.e., Catalogue No. 42-250 Machinery Industries (Except Electrical Machinery) plus the 7 associated bulletins (42-250B3111 to 42-250B3199) listed below.	---	---	51.00	59.50
42-250B		<b>Special Package of 7 Publications</b> i.e., the 7 Machinery Industries bulletins (42-250B3111 to 42-250B3199) listed below.	---	---	21.00	28.00
42-250		<b>Machinery Industries (Except Electrical Machinery)</b>	30.00	31.50	30.00	31.50
42-250B	3111	Agricultural Implement Industry	4.00	5.00	---	---
42-250B	3121	Commercial Refrigeration and Air Conditioning Equipment Industry	4.00	5.00	---	---
42-250B	3191	Compressor, Pump and Industrial Fan Industry	4.00	5.00	---	---

\* SIC = Standard Industrial Classification

## Census of Manufactures Publications

Package or Cat. No.	SIC*	Title	Price (in Canadian dollars)			
			Per issue		Yearly subscription	
			Canada	Foreign	Canada	Foreign
42-250B	3192	Construction and Mining Machinery and Materials Handling Equipment Industry	4.00	5.00	---	---
42-250B	3193	Sawmill and Woodworking Machinery Industry	4.00	5.00	---	---
42-250B	3194	Turbine and Mechanical Power Transmission Equipment Industry	4.00	5.00	---	---
42-250B	3199	Other Machinery and Equipment Industries	4.00	5.00	---	---
<b>TRANSPORTATION EQUIPMENT INDUSTRIES</b>						
10-281		<b>Special Package of 19 Publications</b> i.e., Catalogue No.42-251 Transportation Equipment Industries plus the 18 associated bulletins (42-251B3211 to 42-251B3299) listed below.	---	---	84.00	103.50
42-251B		<b>Special Package of 18 Publications</b> i.e., the 18 Transportation Equipment Industries bulletins (42-251B3211 to 42-251B3299) listed below.	---	---	54.00	72.00
42-251		<b>Transportation Equipment Industries</b>	30.00	31.50	30.00	31.50
42-251B	3211	Aircraft and Aircraft Parts Industry	4.00	5.00	---	---
42-251B	3231	Motor Vehicle Industry	4.00	5.00	---	---
42-251B	3241	Truck and Bus Body Industry	4.00	5.00	---	---
42-251B	3242	Commercial Trailer Industry	4.00	5.00	---	---
42-251B	3243	Non-commercial Trailer Industry	4.00	5.00	---	---
42-251B	3244	Mobile Home Industry	4.00	5.00	---	---
42-251B	3251	Motor Vehicle Engine and Engine Parts Industry	4.00	5.00	---	---
42-251B	3252	Motor Vehicle Wiring Assemblies Industry	4.00	5.00	---	---
42-251B	3253	Motor Vehicle Stampings Industry	4.00	5.00	---	---
42-251B	3254	Motor Vehicle Steering and Suspension Parts Industry	4.00	5.00	---	---
42-251B	3255	Motor Vehicle Wheel and Brake Industry	4.00	5.00	---	---
42-251B	3256	Plastic Parts and Accessories for Motor Vehicles Industry	4.00	5.00	---	---
42-251B	3257	Motor Vehicle Fabric Accessories Industry	4.00	5.00	---	---
42-251B	3259	Other Motor Vehicle Accessories, Parts and Assemblies Industries	4.00	5.00	---	---
42-251B	3261	Railroad Rolling Stock Industry	4.00	5.00	---	---
42-251B	3271	Shipbuilding and Repair Industry	4.00	5.00	---	---
42-251B	3281	Boatbuilding and Repair Industry	4.00	5.00	---	---
42-251B	3299	Other Transportation Equipment Industries	4.00	5.00	---	---

\* SIC = Standard Industrial Classification

## Census of Manufactures Publications

Package or Cat. No.	SIC*	Title	Price (in Canadian dollars)			
			Per issue		Yearly subscription	
			Canada	Foreign	Canada	Foreign
		<b>ELECTRICAL AND ELECTRONIC PRODUCTS INDUSTRIES</b>				
10-283		<b>Special Package of 19 Publications</b> i.e., Catalogue No. 43-250 Electrical and Electronic Products Industries plus the 18 associated bulletins (43-250B3311 to 43-250B3399) listed below.	---	---	84.00	103.50
43-250B		<b>Special Package of 18 Publications</b> i.e., the 18 Electrical and Electronic Products Industries bulletins (43-250B3311 to 43-250B3399) listed below	---	---	54.00	72.50
43-250		<b>Electrical and Electronic Products Industries</b>	30.00	31.50	30.00	31.50
43-250B	3311	Small Electrical Appliance Industry	4.00	5.00	---	---
43-250B	3321	Major Appliance Industry (electric and non-electric)	4.00	5.00	---	---
43-250B	3331	Lighting Fixture Industry	4.00	5.00	---	---
43-250B	3332	Electric Lamp and Shade Industry (Except Bulb and Tube)	4.00	5.00	---	---
43-250B	3333	Electric Lamp (Bulb and Tube) Industry	4.00	5.00	---	---
43-250B	3341	Record Player, Radio and Television Receiver Industry	4.00	5.00	---	---
43-250B	3351	Telecommunication Equipment Industry	4.00	5.00	---	---
43-250B	3352	Electronic Parts and Components Industry	4.00	5.00	---	---
43-250B	3359	Other Communication and Electronic Equipment Industries	4.00	5.00	---	---
43-250B	3361	Electronic Computing and Peripheral Equipment Industry	4.00	5.00	---	---
43-250B	3362	Electronic Office, Store and Business Machine Industry (confidential; combined with SIC3369; see 43-250B3368)	N/A	N/A	---	---
43-250B	3368	Office, Store and Business Machine Industries (electronic and other)	4.00	5.00	---	---
43-250B	3369	Other Office, Store and Business Machine Industries (not available; see 43-250B3368)	N/A	N/A	---	---
43-250B	3371	Electrical Transformer Industry	4.00	5.00	---	---
43-250B	3372	Electrical Switchgear and Protective Equipment Industry	4.00	5.00	---	---
43-250B	3379	Other Electrical Industrial Equipment Industries	4.00	5.00	---	---
43-250B	3381	Communications and Energy Wire and Cable Industry	4.00	5.00	---	---
43-250B	3391	Battery Industry	4.00	5.00	---	---
43-250B	3392	Non-current Carrying Wiring Devices Industry	4.00	5.00	---	---
43-250B	3399	Other Electrical Products Industries	4.00	5.00	---	---

\* SIC = Standard Industrial Classification



# Census of Manufactures Publications

Package or Cat. No.	SIC*	Title	Price (in Canadian dollars)			
			Per issue		Yearly subscription	
			Canada	Foreign	Canada	Foreign
		<b>NON-METALLIC MINERAL PRODUCTS INDUSTRIES</b>				
10-285		<b>Special Package of 17 Publications</b> i.e., Catalogue No. 44-250 Non-metallic Mineral Products Industries plus the 16 associated bulletins (44-250B3511 to 44-250B3599) listed below.	---	---	78.00	95.50
44-250B		<b>Special Package of 16 Publications</b> i.e., the 16 Non-metallic Mineral Products Industries bulletins (44-250B3511 to 44-250B3599) listed below.	---	---	48.00	64.00
44-250		<b>Non-metallic Mineral Products Industries</b>	30.00	31.50	30.00	31.50
44-250B	3511	Clay Products Industry (From Domestic Clay)	4.00	5.00	---	---
44-250B	3512	Clay Products Industry (From Imported Clay)	4.00	5.00	---	---
44-250B	3521	Cement Industry	4.00	5.00	---	---
44-250B	3541	Concrete Pipe Industry	4.00	5.00	---	---
44-250B	3542	Structural Concrete Products Industry	4.00	5.00	---	---
44-250B	3549	Other Concrete Products Industries	4.00	5.00	---	---
44-250B	3551	Ready-mix Concrete Industry	4.00	5.00	---	---
44-250B	3561	Primary Glass and Glass Containers Industry	4.00	5.00	---	---
44-250B	3562	Glass Products Industry (Except Glass Containers)	4.00	5.00	---	---
44-250B	3571	Abrasives Industry	4.00	5.00	---	---
44-250B	3581	Lime Industry	4.00	5.00	---	---
44-250B	3591	Refractories Industry	4.00	5.00	---	---
44-250B	3592	Asbestos Products Industry	4.00	5.00	---	---
44-250B	3593	Gypsum Products Industry	4.00	5.00	---	---
44-250B	3594	Non-metallic Mineral Insulating Materials Industry	4.00	5.00	---	---
44-250B	3599	Other Non-metallic Mineral Products Industries	4.00	5.00	---	---
		<b>REFINED PETROLEUM AND COAL PRODUCTS INDUSTRIES</b>				
10-287		<b>Special Package of 4 Publications</b> i.e., Catalogue No. 45-250 Refined Petroleum and Coal Products Industries plus the 3 associated bulletins (45-250B3611 to 45-250B3699) listed below.	---	---	39.00	43.50
45-250B		<b>Special Package of 3 Publications</b> i.e., the 3 Refined Petroleum and Coal Products Industries bulletins (45-250B3611 to 45-250B3699) listed below.	---	---	9.00	12.00

\* SIC = Standard Industrial Classification

# Census of Manufactures Publications

Package or Cat. No.	SIC*	Title	Price (in Canadian dollars)			
			Per issue		Yearly subscription	
			Canada	Foreign	Canada	Foreign
45-250		<b>Refined Petroleum and Coal Products Industries</b>	30.00	31.50	30.00	31.50
45-250B	3611	Refined Petroleum Products Industry (Except Lubricating Oil and Grease)	4.00	5.00	---	---
45-250B	3612	Lubricating Oil and Grease Industry	4.00	5.00	---	---
45-250B	3699	Other Petroleum and Coal Products Industries	4.00	5.00	---	---
		<b>CHEMICAL AND CHEMICAL PRODUCTS INDUSTRIES</b>				
10-289		<b>Special Package of 19 Publications</b> i.e., Catalogue No. 46-250 Chemical and Chemical Products Industries plus the 13 associated bulletins (46-250B3711 to 46-250B3799) listed below.	---	---	69.00	83.50
46-250B		<b>Special Package of 13 Publications</b> i.e., The 13 Chemical and Chemical Products Industries bulletins (46-250B3711 to 46-250B3799) listed below.	---	---	39.00	52.00
46-250		<b>Chemical and Chemical Products Industries</b>	30.00	31.50	30.00	31.50
46-250B	3711	Industrial Inorganic Chemical Industries	4.00	5.00	---	---
46-250B	3712	Industrial Organic Chemical Industries	4.00	5.00	---	---
46-250B	3721	Chemical Fertilizer and Fertilizer Materials Industry	4.00	5.00	---	---
46-250B	3722	Mixed Fertilizer Industry	4.00	5.00	---	---
46-250B	3729	Other Agricultural Chemical Industries	4.00	5.00	---	---
46-250B	3731	Plastic and Synthetic Resin Industry	4.00	5.00	---	---
46-250B	3741	Pharmaceutical and Medicine Industry	4.00	5.00	---	---
46-250B	3751	Paint and Varnish Industry	4.00	5.00	---	---
46-250B	3761	Soap and Cleaning Compounds Industry	4.00	5.00	---	---
46-250B	3771	Toilet Preparations Industry	4.00	5.00	---	---
46-250B	3791	Printing Ink Industry	4.00	5.00	---	---
46-250B	3792	Adhesives Industry	4.00	5.00	---	---
46-250B	3799	Other Chemical Products Industries	4.00	5.00	---	---
		<b>OTHER MANUFACTURING INDUSTRIES</b>				
10-291		<b>Special Package of 15 Publications</b> i.e., Catalogue No. 47-250 Other Manufacturing Industries plus the 14 associated bulletins (47-250B3911 to 47-250B3999) listed below.	---	---	72.00	87.50

\* SIC = Standard Industrial Classification

## Census of Manufactures Publications

Package or Cat. No.	SIC*	Title	Price (in Canadian dollars)			
			Per issue		Yearly subscription	
			Canada	Foreign	Canada	Foreign
47-250B		<b>Special Package of 14 Publications</b> i.e., the 14 Other Manufacturing Industries bulletins (47-250B3911 to 47-250B3999) listed below.	---	---	42.00	56.00
47-250		<b>Other Manufacturing Industries</b>	30.00	31.50	30.00	31.50
47-250B	3911	Indicating, Recording and Controlling Instruments Industry	4.00	5.00	---	---
47-250B	3912	Other Instruments and Related Products Industries	4.00	5.00	---	---
47-250B	3913	Clock and Watch Industry	4.00	5.00	---	---
47-250B	3914	Ophthalmic Goods Industry	4.00	5.00	---	---
47-250B	3921	Jewellery and Silverware Industry	4.00	5.00	---	---
47-250B	3922	Precious Metal Secondary Refining Industry	4.00	5.00	---	---
47-250B	3931	Sporting Goods Industry	4.00	5.00	---	---
47-250B	3932	Toys and Games Industry	4.00	5.00	---	---
47-250B	3971	Sign and Display Industry	4.00	5.00	---	---
47-250B	3991	Broom, Brush and Mop Industry	4.00	5.00	---	---
47-250B	3992	Button, Buckle and Clothes Fastener Industry	4.00	5.00	---	---
47-250B	3993	Floor Tile, Linoleum and Coated Fabric Industry	4.00	5.00	---	---
47-250B	3994	Musical Instrument and Sound Recording Industry	4.00	5.00	---	---
47-250B	3999	Other Manufactured Products Industries	4.00	5.00	---	---
		<b>Note:</b>  For readers more interested in the historical significance of principal and commodity statistics than in their timely delivery, Statistics Canada will continue to publish the following publications:				
31-203		Manufacturing Industries of Canada: National and Provincial Areas				
31-211		Products Shipped by Canadian Manufactures	50.00 40.00	60.00 41.50	50.00 40.00	60.00 41.50

\* SIC = Standard Industrial Classification



## How to Order

Please complete and return the order coupon provided for your convenience. Ordering assistance is available from **Publication Sales**, Statistics Canada, Ottawa, K1A 0T6, telephone (613) 993-7276 or from one of the regional reference centres listed below.

### Regional Reference Centres

St. John's	772-4073
Halifax	426-5331
Montreal	283-5725
National Capital Region	990-8116
Nipissing	753-4888
Toronto	973-6586
Winnipeg	949-4020
Regina	780-5405
Edmonton	420-3027
Vancouver	666-3691

**Toll free access** is provided in all provinces and territories, for users who reside outside the local dialing area of any of the regional reference centres:

Newfoundland & Labrador	1-800-563-4255
Maritime Provinces	1-800-565-7192
Québec	1-800-361-2831
Ontario	1-800-268-1151
Manitoba	1-800-282-8006
Saskatchewan	1-800-667-7164
Alberta	1-800-222-6400
British Columbia (Southern and Central)	1-800-663-1551
Yukon & Northern B.C.	Zenith 0-8913



## Census of Manufactures Publications

# ORDER FORM

**Mail to:**  
**Publication Sales**  
**Statistics Canada**  
**Ottawa, K1A 0T6**

**(Please print)**

Company: \_\_\_\_\_

Dept.: \_\_\_\_\_

Attention: \_\_\_\_\_ Title: \_\_\_\_\_

Address: \_\_\_\_\_

City: \_\_\_\_\_ Tel.: \_\_\_\_\_

Province: \_\_\_\_\_ Country: \_\_\_\_\_ Postal Code: \_\_\_\_\_

Signature: \_\_\_\_\_

[illegible]

Cheques or money orders should be made payable to the Receiver General for Canada/Publications, in Canadian funds or equivalent. PF02978



## ORDER FORM

**Mail to:**  
Publication Sales  
Statistics Canada  
Ottawa, K1A 0T6

(Please print)

Company:

Dept.:

Attention:

Title:

Address:

City:

Tel:

Province:

Country:

Postal Code:

☐ Purchase Order Number (please enclose)☐ Payment enclosed

39

**CHARGE TO MY:**

☐ MASTERCARD☐ VISA

☐ Statistics Canada

Account No.:

Expiry date

☐ Bill me later

My client reference number is:

Signature:

[illegible]

Cheques or money orders should be made payable to the Receiver General for Canada/Publications, in Canadian funds or equivalent. PF02978



61-215

## ■ Capital Expenditures of Domestic and Foreign Controlled Establishments in Manufacturing, Mining and Forestry

This report presents capital and repair expenditures of manufacturing, mining and forestry establishments in Canada subdivided by country of control (United States, other foreign and Canada). It contains two sets of tabulations. The first distributes capital and repair expenditures by control for the major industry groups of the above mentioned industries at the national level. The second provides a provincial distribution, giving a country-of-control breakdown for manufacturing, mining and forestry.

*Annual Bilingual 30 pp.*

*Canada: \$15.00 a copy*

*Other Countries: \$16.00 a copy*

61-216


## ■ Investment Statistics: Exploration, Development, Capital and Repair Expenditures by Mining and Exploration Companies

This publication presents on-property exploration, on property development, capital and repair expenditures and general exploration by mining and exploration companies. Comparative figures are included for the first estimates of intended outlays in the current year, and preliminary estimates and final actual data of the two preceding years. Totals are presented by industry group and also by province. A second tabulation is also presented to show field expenditures for on-property exploration, on-property development and general exploration by industry group and by province. Highlights of proposed spending and technical notes are included.

*Annual Bilingual 14 pp.*

*Canada: \$10.00 a copy*

*Other Countries: \$11.00 a copy*



61-517

## ■ Inter-corporate Ownership, 1984

The structure of the Canadian corporate sector is constantly shifting. Stock splits, mergers and takeovers all affect the concentration of corporate assets and the degree of foreign control. To trace a company's lineage of ownership through this maze, you need Inter-Corporate Ownership 1984.

The information is based primarily upon non-confidential returns filed by Canadian corporations as authorized by federal legislation.

Inter-Corporate Ownership 1984 is the most comprehensive authoritative source of information available on Canadian corporate ownership.

INTER-CORPORATE OWNERSHIP 1984 lists over 65,000 corporations, and can tell you a great deal about each one:

- the percentage of voting rights other corporations hold in it;
- the percentage of voting rights that it holds in other corporations;
- the industry to which it belongs;
- the country or province where its head office is located.

*Occasional Bilingual 926 pp.*

*Canada: \$250.00 a copy*

*Other Countries: \$272.50 a copy*

61-521

## ■ Small Business in Canada: A Statistical Profile 1981-83

Small Business in Canada: A Statistical Profile delivers financial and operating information for small business by major industry division. Included are:

- total assets, liabilities and equity;
- total revenues, profits and expenses; and
- total income generated (i.e., wages, salaries, pre-tax profits and depreciation).

Data on the number of small businesses and their revenues are broken down by company size (annual revenues of \$10,000 to \$49,999, \$50,000 to \$99,999, \$100,000 to \$249,999, \$250,000 to \$499,999, \$500,000 to \$999,999 and \$1 million to \$2 million), by province and by industry.

*Annual Bilingual 115 pp.*

*Canada: \$30.00 a copy*

*Other Countries: \$31.00 a copy*

## PRICES AND CONSUMER EXPENDITURE

62-001

## ■ The Consumer Price Index

Monthly release of the consumer price index for Canada and for the 15 regional cities. Provides a descriptive capsule summary of retail price movements and the factors underlying them. Also contains the following tabular information: latest price index movements for the seven major components, price index changes on one and 12-month bases for an extensive number of components and groups; historical monthly information; seasonally adjusted monthly price movements; and price indexes reclassified according to categories of goods and services.

*Monthly Bilingual Up to 34 pp.*

*Canada: \$8.00 a copy; \$80.00 a year*

*Other Countries: \$9.00 a copy; \$90.00 a year*

62-003

## ■ Index Numbers of Farm Prices of Agricultural Products, 1971 = 100

Overall indexes of prices received by farmers from the sale of farm products; Canada and the provinces. Notes regarding content, methods and sources.

*Monthly Bilingual Up to 4 pp.*

*Canada: \$6.00 a copy; \$60.00 a year*

*Other Countries: \$7.00 a copy; \$70.00 a year*

62-004

## ■ Farm Input Price Index

Indexes of prices of commodities and services used in Canadian farming operations for Eastern, Western and all Canada. Contains up to three years of quarterly and annual statistics.

*Quarterly Bilingual Up to 13 pp.*

*Canada: \$10.00 a copy; \$40.00 a year*

*Other Countries: \$11.00 a copy; \$44.00 a year*

62-007

## ■ Construction Price Statistics

Contains price indexes of inputs into construction, contractors selling prices and special purpose aggregations of price indexes for construction and machinery and equipment relating to specified categories of capital expenditures. Also presents new housing price indexes for 19 cities; detailed residential and non-residential input price indexes; and summaries of other construction statistics, as well as periodic articles relating to new or revised construction price statistics.

*Quarterly Bilingual Up to 97 pp.*

*Canada: \$15.00 a copy; \$60.00 a year*

*Other Countries: \$16.00 a copy; \$64.00 a year*

62-010

## ■ Consumer Prices and Price Indexes

Highlights current and historical statistics on consumer prices and related price indexes. A comparative index contains retail price differentials for 11 major cities by selected groups of consumer goods and services. The edition for the last quarter of the calendar year includes a supplement examining price movements in retrospect for the last 12 months.

*Quarterly Bilingual Up to 128 pp.*

*Canada: \$15.00 a copy; \$60.00 a year*

*Other Countries: \$16.50 a copy; \$66.00 a year*

62-011

## ■ Industry Price Indexes

Monthly and annual indexes of industry selling prices for manufacturing industries, with commodity detail; purchase price indexes of selected industrial materials, and energy selling price indexes; tables, charts and graphs; explanation of methods used.

*Monthly Bilingual Up to 216 pp.*

*Canada: \$15.00 a copy; \$150.00 a year*

*Other Countries: \$16.00 a copy; \$160.00 a year*

62-554

## ■ Family Food Expenditure in Canada: Selected Cities, 1984

How much do Canadian families spend on food? What do they eat?

This publication summarizes average weekly food expenditures for families and individuals living in urban areas. Spending is classified by family characteristics. Major summary and selected detailed food expenditures are shown for 17 major cities, providing inter-city comparisons.

This publication is essential to food producers and market analysts, as well as government agencies and social organizations.

*Occasional Bilingual 204 pp.*

*Canada: \$24.00 a copy*

*Other Countries: \$25.00 a copy*

62-556

## ■ Industrial Product Price Indexes, 1981 = 100, Concepts and Methods

This reference document was released in conjunction with the third updating of price indexes for the outputs of Canadian manufacturers and describes the concepts and methods used in the index calculation; formula, source and patterns of weights and sampling procedures are discussed. The measures of data quality provided are described. A detailed description of the commodity classifications is given together with an outline of the aggregation systems used both for commodities and industries.

*Occasional Bilingual 216 pp.*

*Canada: \$25.00 a copy*

*Other Countries: \$26.50 a copy*

## MERCHANDISING AND SERVICES

63-002

## ■ Department Store Sales and Stocks

Total sales and number of outlets, by province and selected metropolitan areas, and sales and inventories by departments, Canada.

*Monthly Bilingual Up to 8 pp.*

*Canada: \$13.00 a copy; \$130.00 a year*

*Other Countries: \$14.00 a copy; \$140.00 a year*

63-004

## ■ Department Store Sales by Regions

Total sales, percentage changes of department store sales, Canada, Atlantic Provinces, and the remainder of Canada by province.

*Monthly Bilingual 1 p.*

*Canada: \$2.00 a copy; \$20.00 a year*

*Other Countries: \$3.00 a copy; \$30.00 a year*



63-005

## ■ Retail Trade

Total retail sales by provinces and kind of business, for chain and independent stores; seasonally adjusted sales. Contact the Merchandising and Services Division of Statistics Canada for special issues giving revised seasonally adjusted data.

*Monthly Bilingual Up to 201 pp.*

*Canada: \$14.00 a copy; \$140.00 a year*  
*Other Countries: 15.00 a copy; \$150.00 a year*

63-007

## ■ New Motor Vehicle Sales

Number and value of new passenger cars, trucks and buses sold by province and by source of origin (Canada, U.S. or imported); month and cumulative, current and previous year. Monthly unit sales, by type and origin seasonally adjusted. See also 53-219 for registrations.

*Monthly Bilingual Up to 24 pp.*

*Canada: \$8.00 a copy; \$80.00 a year*  
*Other Countries: \$9.00 a copy; \$90.00 a year*

63-008

## ■ Wholesale Trade

Estimated dollar sales and inventories (at cost) of wholesale merchants (excluding agents and brokers, manufacturers' sales branches and primary product dealers) for 26 kind-of-business groups; monthly and cumulative, current and previous year.

*Monthly Bilingual Up to 8 pp.*

*Canada: \$5.00 a copy; \$50.00 a year*  
*Other Countries: \$6.00 a copy; \$60.00 a year*

63-011

## ■ Restaurant, Caterer and Tavern Statistics

Contains estimated restaurant, caterer and tavern statistics for Canada and the provinces, by chains and independents and by kind of business. Also includes revised figures for the previous month and cumulative-to-date estimates for chains and independents.

*Monthly Bilingual Up to 14 pp.*

*Canada: \$5.00 a copy; \$50.00 a year*  
*Other Countries: \$6.00 a copy; \$60.00 a year*

63-014

## ■ Merchandising Inventories

Consolidates inventories and stocks/sales ratios of wholesale merchants, chain stores, department stores and independent retail dealers. Inventories represent stocks of merchandise on hand at the end of the month or quarter.

*Monthly Bilingual Up to 31 pp.*

*Canada: \$12.00 a copy; \$120.00 a year*  
*Other Countries: \$13.00 a copy; \$130.00 a year*

63-202

## ■ The Control and Sale of Alcoholic Beverages in Canada

Presents annual and historical tables of government revenue from the control, sales and taxation of alcoholic beverages. Contains data on the sale of beverages by volume and by value, by type, by province and per capita, on warehousing transactions, imports, exports and retail sales by non-government outlets, as well as balance sheet information of provincial liquor boards and commissions.

*Annual Bilingual 29 pp.*

*Canada: \$12.00 a copy*  
*Other Countries: \$13.00 a copy*

63-204

## ■ Traveller Accommodation Statistics

Statistics on hotels, motels, tourist camping grounds and other types of traveller accommodation (e.g., receipts, employment, expenses, occupancy).

*Annual Bilingual 26 pp.*

*Canada: \$15.00 a copy*  
*Other Countries: \$16.00 a copy*

63-206

## ■ Motion Picture Production

Number of employees, salaries, gross revenues, and an analysis of types of films produced.

*Annual Bilingual 17 pp.*

*Canada: \$20.00 a copy*  
*Other Countries: \$21.00 a copy*

63-207

## ■ Motion Picture Theatres and Film Distributors

Statistics on admissions, number of features shown, prices, etc.

*Annual Bilingual 27 pp.*

*Canada: \$20.00 a copy*  
*Other Countries: \$21.00 a copy*

63-210

## ■ Retail Chain and Department Stores, 1984

Fifty-five tables document the retail sales of chain and department stores in terms of the kind of business, province, selected locality, number of stores and annual sales volume. The publication also includes statistics about stocks on hand at year-end, cost of goods sold, gross margins and the correlation between sales volume and physical size of a store. Sales per square foot (metre), department store commodities and "major" and "junior" type department stores are featured as well.

The report is useful for calculating market share and evaluating store performance against averages.

*Annual Bilingual 130 pp.*

*Canada: \$25.00 a copy*  
*Other Countries: \$26.00 a copy*

63-213

## ■ Vending Machine Operators

Sales of merchandise by vending machine operators through automatic vending machines, type of machine and by location; Canada and the provinces.

*Annual Bilingual 44 pp.*

*Canada: \$15.00 a copy*  
*Other Countries: \$16.00 a copy*

63-218

## ■ Direct Selling in Canada

Discusses non-store retail sales, giving data on commodities sold and breakdowns by method of distribution, from premises, by mail or door-to-door.

*Annual Bilingual 29 pp.*

*Canada: \$15.00 a copy*  
*Other Countries: \$16.00 a copy*



63-219

## ■ Campus Book Stores

Retail sales by commodities — text-books, trade books, stationery and supplies and sundries — with employees and payroll, by regions, provinces and Canada, for academic years. List of contributors.

*Annual Bilingual 35 pp.*

*Canada: \$15.00 a copy*

*Other Countries: \$16.00 a copy*

63-222

## ■ Computer Service Industry

Provides operating revenue and expenses of companies engaged in providing computer services as a major activity; computer service revenue of companies and institutions engaged in providing these services to the public as a secondary activity; survey objectives, definitions, questionnaire content, and methodology.

*Annual Bilingual 28 pp.*

*Canada: \$20.00 a copy*

*Other Countries: \$21.00 a copy*



63-224

## ■ Market Research Handbook 1985-86

Fifty-five charts, 36 maps and over 260 detailed tables present marketing data essential to planners in business or industry. Extensive economic and demographic data include: selected

economic indicators; government revenues, expenditures and employment at all levels; trends in merchandising and services; population characteristics; personal income and expenditures; and housing, motor vehicles, household facilities and equipment.

The Handbook also features an index of major subjects and a glossary of technical terms.

*Annual Bilingual. 838 pp.*

*Canada: \$75.00 a copy*

*Other Countries: \$90.00 a copy*

63-226

## ■ Wholesale Trade Statistics: Wholesale Merchants, Agents and Brokers

Provides principal statistics (volume of trade, net sales and receipts, purchases, inventories, etc.) of wholesale merchant and agent and broker establishments, by kind of business. Canada: Principal statistics, by Standard Industrial Classification and type of operation, Canada and the provinces. Also, selected location series statistics for Canada, the provinces and kind of business categories. Other pertinent data.

*Annual Bilingual 112 pp.*

*Canada: \$25.00 a copy*

*Other Countries: \$26.00 a copy*

63-603

## ■ Operating Results: Men's Retail Clothing Stores

Presents data on men's retail clothing stores: operating results, providing ratios of gross profit, detailed expense items and net profit as a percentage of net sales for incorporated and for unincorporated firms. These ratios are stratified by sales size and by province or region wherever possible. In order to enhance the usefulness of the data, both the "mean" and the "median" are shown for each financial ratio. Includes bibliography.

*Annual/Various Bilingual 57 pp.*

*Canada: \$15.00 a copy*

*Other Countries: \$16.00 a copy*

63-607

## ■ Operating Results: Retail Drug Stores

Presents data on retail drug stores: operating results, providing ratios of gross profit, detailed expense items and net profit as a percentage of net sales for incorporated and for unincorporated firms. These ratios are stratified by sales size and by province or region wherever possible. In order to enhance the usefulness of the data, both the "mean" and the "median" are shown for each financial ratio. Includes data analysis, methodology and bibliography.

*Annual/Various Bilingual 72 pp.*

*Canada: \$15.00 a copy*

*Other Countries: \$16.00 a copy*

63-608

## ■ Operating Results: Retail Florists

Presents data on retail florists: operating results, providing ratios of gross profit, detailed expense items and net profit as a percentage of net sales for incorporated and for unincorporated firms. These ratios are stratified by sales size and by province or region wherever possible. In order to enhance the usefulness of the data, both the "mean" and the "median" are shown for each financial ratio. Includes data analysis, methodology and bibliography.

*Annual/Various Bilingual 66 pp.*

*Canada: \$15.00 a copy*

*Other Countries: \$16.00 a copy*

63-609

## ■ Operating Results: Independent Retail Jewellery Stores

Presents data on independent retail jewellery stores: operating results, providing ratios of gross profit, detailed expense items and net profit as a percentage of net sales for incorporated and for unincorporated firms. These ratios are stratified by sales size and by province or region wherever possible. In order to enhance the usefulness of the data, both the "mean" and the "median" are shown for each financial ratio. Includes data analysis, methodology and bibliography.

*Annual/Various Bilingual 76 pp.*  
*Canada: \$15.00 a copy*  
*Other Countries: \$16.00 a copy*

## CONSTRUCTION AND HOUSING

64-001

### ■ Building Permits

Statistics of building permits issued by municipalities: number of new dwelling units by type; value of residential, commercial, governmental and institutional building construction for individual municipalities, metropolitan areas, census divisions and provinces. Greater detail by type and value of structures for provinces.

*Monthly Bilingual Up to 108 pp.*  
*Canada: \$20.00 a copy; \$200.00 a year*  
*Other Countries: \$21.00 a copy; \$210.00 a year*

64-002

### ■ Housing Starts and Completions

Construction of new permanent dwellings in Canada, showing starts, completions and units under construction; monthly figures for provinces and urban centres of 10,000 or greater population; quarterly estimates for all areas.

*Monthly Bilingual Up to 46 pp.*  
*Canada: \$15.00 a copy; \$150.00 a year*  
*Other Countries: \$16.00 a copy; \$160.00 a year*

64-003

### ■ Construction Statistics

Provides a convenient source of information for those engaged in analyzing the housing market. The data covers such topics as annual and quarterly provincial capital expenditures, per capita value of construction by metropolitan areas, duration of construction of apartment buildings and growth of housing stock on a regional basis.

*Service bulletin Bilingual Up to 8 pp.*  
*Canada: \$5.00 a copy; \$30.00 a year*  
*Other Countries: \$6.00 a copy; \$36.00 a year*

64-201

### ■ Construction in Canada

Presents total value of construction work performed, with analyses in current and constant dollars, by new and repair by type of structure, by type of construction by industry and by province. Includes separate analyses of labour content and cost of materials, and a general annual review.

*Annual Bilingual 84 pp.*  
*Canada: \$35.00 a copy*  
*Other Countries: \$36.00 a copy*

64-202

### ■ Household Facilities and Equipment

Sample survey of household facilities taken in the spring of each year. Estimates of household and dwelling size, tenure, type of dwelling, heating facilities, water supply, cooking facilities, bathroom facilities and household appliances such as refrigerators, microwave ovens, washing machines and clothes dryers in Canadian homes. Also included are items such as telephones, radios, television sets, automobiles, etc. Recreation equipment, supplementary heating equipment and fuel, and questions on dwelling condition are included on a rotational basis, as are other household items.

*Annual Bilingual 44 pp.*  
*Canada: \$20.00 a copy*  
*Other Countries: \$21.00 a copy*

64-203

### ■ Building Permits: Annual Summary

Annual summaries of data on the number and value of building permits issued in more than 1,600 Canadian municipalities. Data presented in similar form to those available in monthly publication 64-001.

*Annual Bilingual 61 pp.*  
*Canada: \$50.00 a copy*  
*Other Countries: \$51.00 a copy*

64-204

### ■ The Mechanical Contracting Industry

Analyzes the organization, output, labour characteristics, revenue, operating costs and capital expenditures by province or region of the mechanical contracting industry (including plumbing, wet and dry heating, air conditioning, sheet metal work, etc.). Presents summary statistics of balance sheet information and financial ratios. Includes notes on methodology, sample questionnaires and table of reliability levels.

*Annual Bilingual 37 pp.*  
*Canada: \$15.00 a copy*  
*Other Countries: \$16.00 a copy*

64-205

### ■ The Electrical Contracting Industry

Principal statistics on electrical contractors performing work on all types of building and engineering construction. The data are provided by size group, Canada and provinces, by major type of construction, type of work and legal entity. Includes value of work performed, labour content, cost of materials used and other component items of the profit and loss statement. Selected balance sheet information and a series of financial ratios are also presented.

*Annual Bilingual 35 pp.*  
*Canada: \$15.00 a copy*  
*Other Countries: \$16.00 a copy*

64-206

### ■ The Highway, Road, Street and Bridge Contracting Industry

Principal statistics on general contractors primarily engaged in highway, road, street and bridge construction. The data are provided by size group, type of construction, labour content, sub-contracts, cost of materials used and other component items of the profit and loss statement. Selected balance sheet information and a series of financial ratios are also presented.

*Annual Bilingual 43 pp.*  
*Canada: \$15.00 a copy*  
*Other Countries: \$16.00 a copy*



64-207

## ■ The Non-residential General Building Contracting Industry

Principal statistics on general contractors primarily engaged in non-residential building construction. The data are provided by size group, Canada and provinces, by type of work and by type of construction. Includes value of work performed by type of structure, labour content, sub-contracts, cost of materials and other component items of the profit and loss statement. Selected balance sheet information and a series of financial ratios are also presented.

*Annual Bilingual 35 pp.*  
*Canada: \$15.00 a copy*  
*Other Countries: \$16.00 a copy*

64-208

## ■ The Residential General Building Contracting Industry

Principal statistics on general contractors primarily engaged in residential building construction. The data are provided by size group, Canada and provinces, by type of work and type of construction. Includes value of work performed by type of structure, labour content, sub-contracts, cost of materials and other components of the profit and loss statement. Selected balance sheet information and a series of financial ratios are also presented.

*Annual Bilingual 35 pp.*  
*Canada: \$15.00 a copy*  
*Other Countries: \$16.00 a copy*

64-209

## ■ The Heavy Engineering Contracting Industry

Principal statistics on general contractors primarily engaged in construction of heavy facilities such as electric power, waterworks and sewage, gas and oil, marine and other heavy projects excluding highways, roads, streets and bridges. The data are provided by size groups, Canada and provinces. It includes value of work performed, labour content, sub-contracts, materials and other components of the profit and loss statement. Selected balance sheet information and a series of financial ratios are also presented.

*Annual Bilingual 53 pp.*  
*Canada: \$15.00 a copy*  
*Other Countries: \$16.00 a copy*

64-210

## ■ The Special Trades Contracting Industry

Analyzes the organization, output, labour characteristics, revenue, operating costs and capital expenditures by province or region of 36 contracting trades, including wet heating, environments control, well drilling, tiling, siding and elevator installation. Includes brief notes on methodology, sample questionnaires and a table of reliability levels.

*Annual Bilingual 93 pp.*  
*Canada: \$20.00 a copy*  
*Other Countries: \$21.00 a copy*

## INTERNATIONAL TRADE

65-001

## ■ Summary of Canadian International Trade

Contains a series of summary tables and charts showing monthly, quarterly and annual trade data (values, price and volume indexes), seasonally adjusted on a Balance of Payments basis, by principal trading areas and selected commodity groupings; unadjusted values (Customs Basis), current and previous month and three-year cumulative totals by country and commodity categories; exports by province of origin/lading and imports by province of clearance.

*Monthly Bilingual Up to 56 pp.*  
*Canada: \$15.00 a copy; \$150.00 a year*  
*Other Countries: \$16.00 a copy; \$160.00 a year*

65-001P

## ■ Preliminary Statement of Canadian International Trade

This publication covers the Canadian international trade in an aggregate manner, consistent with the concepts and definitions used in Statistics Canada's National Accounts.

It gives an historical perspective in both current and 1981 dollars at the total trade level and presents a more detailed set of data by some 60 commodity and by six country groupings.

A text is incorporated into the publication which highlights recent trade developments and facilitates the interpretation of trade statistics.

*Monthly Bilingual 12 pp.*

*Canada: \$5.00 a copy; \$50.00 a year*  
*Other Countries: \$6.00 a copy; \$60.00 a year*

65-003

## ■ Exports by Countries

Contains domestic export data (values only) by countries and commodity categories showing three-year figures of latest and preceding quarter together with cumulative year-to-date totals (distributed by province of origin/lading). Domestic exports to 19 census subdivisions in the US by commodity categories and region of origin/lading; cumulative current year only.

*Quarterly Bilingual Up to 389 pp.*  
*Canada: \$75.00 a copy; \$300.00 a year*  
*Other Countries: \$85.00 a copy; \$340.00 a year*

65-004

## ■ Exports by Commodities

Presents detailed domestic export data, quantity and value, (monthly and cumulative totals) by commodity and country; non-trade special transactions; and re-exports by commodity group and country.

*Monthly Bilingual Up to 399 pp.*  
*Canada: \$50.00 a copy; \$500.00 a year*  
*Other Countries: \$60.00 a copy; \$600.00 a year*

65-006

## ■ Imports by Countries

Contains import data (values only) by countries and commodity categories, showing three-year figures of latest and immediately preceding quarters together with cumulative totals (distributed by province of clearance).

*Quarterly Bilingual Up to 271 pp.*  
*Canada: \$75.00 a copy; \$300.00 a year*  
*Other Countries: \$85.00 a copy; \$340.00 a year*



65-007

## ■ Imports by Commodities

Presents import data, in terms of the Import Commodity Classification, quantity and value, (monthly and cumulative totals) by commodity and country; and non-trade special transactions.

*Monthly Bilingual Up to 418 pp.*

*Canada: \$50.00 a copy; \$500.00 a year  
Other Countries: \$60.00 a copy;  
\$600.00 a year*

65-202

## ■ Exports: Merchandise Trade

Summary tables of exports by country, by trading area, by section, by modes of transport and by regions of lading; detailed figures for three years of exports by commodities and countries; domestic exports to 19 census subdivisions in the US by commodity categories and regions of lading for latest year; total exports by modes of transport, value and quantity by commodity group, (two calendar years from 1972)

*Annual Bilingual 1,152 pp.*

*Canada: \$150.00 a copy  
Other Countries: \$169.50 a copy*


65-203

## ■ Imports: Merchandise Trade

Summary tables of imports by countries, by sections, free and dutiable imports and duty initially collected. Detailed figures for three years of imports by commodities and countries, of free and dutiable imports and duty collected in the latest year

*Annual Bilingual 1,077 pp.*

*Canada: \$150.00 a copy  
Other Countries: \$169.50 a copy*



65-503

## ■ Canadian International Trading Patterns

This chartbook reviews Canada's trading relations with its principal partners between 1970 and 1984. Eighty coloured charts illustrate the highlights of this period, such as the declining importance of trade with Europe and the recent shift from trade deficit to surplus in the motor vehicle sector.

It also includes a calendar of events that have had a major impact on Canada's trade with other countries

*Occasional Bilingual 76 pp.*

*Canada: \$25.00 a copy  
Other Countries: \$26.00 a copy*

## INTERNATIONAL TRAVEL

66-001

## ■ Travel Between Canada and Other Countries

Non-residents entering Canada by country and Canadian residents returning from abroad. Travel between Canada and the United States show both vehicles and persons as well as mode of transport. Data are disaggregated by province and port. Quarterly estimates of receipts and payments on international travel are presented.

*Quarterly Bilingual Up to 211 pp.*

*Canada: \$35.00 a copy; \$140.00 a year  
Other Countries: \$36.50 a copy;  
\$146.00 a year*

66-001P

## ■ International Travel – Advance Information

Advance release on the summary of numbers of travellers between Canada and other countries and selected categories of non-residents (mainly one or more nights traffic) by province of entry. This bulletin is available free of charge to the subscribers of "Travel Between Canada and Other Countries" (Cat. 66-001)

P.S.: Subscribe to the higher priced publication 66-001 at its regular price and you will receive 66-001P at no additional charge

*Monthly Bilingual 44 pp.*

*Canada: \$5.00 a copy; \$50.00 a year  
Other Countries: \$6.00 a copy; \$60.00 a year*

66-201

## ■ Travel Between Canada and Other Countries

Non-resident travel in Canada and Canadian travel abroad is analyzed by country of residence, expenditures, length of stay, type of transportation, purpose of trip, accommodation used, and destinations

*Annual Bilingual 72 pp.*

*Canada: \$25.00 a copy  
Other Countries: \$26.00 a copy*

## BALANCE OF PAYMENTS AND INTERNATIONAL INVESTMENTS

67-001

## ■ System of National Accounts, Quarterly Estimates of the Canadian Balance of International Payments

Summary of main items of current and capital transactions between Canada and other countries and of Canada's reserve position for the current and two previous years with comment on developments in the period covered. A bulletin releasing preliminary data is available from Balance of Payments Division, Statistics Canada.

*Quarterly Bilingual Up to 170 pp.*

*Canada: \$25.00 a copy; \$100.00 a year  
Other Countries: \$26.00 a copy;  
\$104.00 a year*

67-001P

## ■ Quarterly Estimates of the Canadian Balance of International Payments – Advance Information

Advance release on the integrated set of statistics covering Canada's international economic transactions, broken down between the current account (goods, services, investment income and transfers) and the capital account (direct investment and portfolio investments, reserves and other movements of capital). Transactions with all non-residents and with those of the United States are covered (quarterly and annual) for current and two previous years with comments on developments in the period covered. This bulletin is available free of charge to the subscribers of the "Quarterly Estimates of the Canadian Balance of International Payments" (Cat. 67-001).

P.S.: Subscribe to the higher priced publication 67-001 at its regular price and you will receive 67-001P at no additional charge

*Quarterly Bilingual 11 pp.*  
Canada: \$8.00 a copy; \$32.00 a year  
Other Countries: \$9.00 a copy; \$36.00 a year

67-002

## ■ Security Transactions with Non-residents

Security transactions between residents of Canada and residents of the United States, the United Kingdom, Continental Europe and other countries by type of securities. December issue contains an annual review and each quarterly issue contains comments on new issues and retirements of securities.

*Monthly Bilingual Up to 1 pp.*  
Canada: \$15.00 a copy; \$150.00 a year  
Other Countries: \$16.00 a copy; \$160.00 a year

67-202

## ■ System of National Accounts, Canada's International Investment Position

A detailed analysis of foreign investments in Canada and Canadian investments abroad, analytical information on the relative position of foreign capital in the ownership and control of Canadian industry, and the financing of investment and the distribution of income

*Annual Bilingual 108 pp.*  
Canada: \$35.00 a copy  
Other Countries: \$36.50 a copy

67-202P

## ■ Canada's International Investment Position

Preliminary release on foreign investments in Canada (liabilities) and Canadian investments abroad (assets), by broad category such as direct portfolio and other investments; by industry and by type of claims (bond, equity, bank loans, etc); by absolute and relative amounts (ratios) concerning the countries of ownership and control of foreign capital in the Canadian industry, and of Canadian capital in foreign industries; on a seven year period. A detailed analysis of the current data and the major trends is also presented

*Annual Bilingual 12 pp.*  
Canada: \$10.00 a copy  
Other Countries: \$11.00 a copy

67-509

## ■ Canadian Imports by Domestic and Foreign Controlled Enterprises

Comprehensive study of Canadian imports in which the country of control of each importing firm is identified. The relative degree of import orientation of foreign and Canadian controlled firms operating in Canada has been measured by employing a ratio of a firm's imports to its sales. The degree to which foreign-controlled firms' imports were sourced from their home countries has also been analyzed. In addition, the study illustrates the degree of import concentration in Canada.

*Occasional Bilingual 46 pp.*  
Canada: \$25.00 a copy  
Other Countries: \$26.00 a copy

67-510

## ■ Canada's International Trade in Services, 1969 to 1984\*

Our special report, Canada's international trade in services, 1969-1984, provides an analysis of important trends in this sector over 15 years.

The analytical text and 22 tables draw on data selected from six of 15 years from 1969 to 1984. Business services are covered extensively, with detailed information available for the first time for 1983 and 1984 – including regional and industrial breakdowns. Data are given for up to six geographical areas around the world and 16 categories such as consulting and professional services, royalties and computer services. The data also show whether or not transactions were carried out with affiliates abroad (e.g., Canadian subsidiaries with their foreign head offices).

\*Excludes investment income

*Occasional Bilingual 52 pp.*  
Canada: \$15.00 a copy  
Other Countries: \$16.00 a copy

## GOVERNMENT FINANCE

68-202

## ■ Consolidated Government Finance: Fiscal Year Ended Nearest to December 31

A consolidation of the revenue and expenditure transactions of federal, provincial and local governments in Canada. Also presents a separate consolidation of the revenue and expenditure transactions of provincial and local governments.

*Annual Bilingual 62 pp.*  
Canada: \$20.00 a copy  
Other Countries: \$21.00 a copy

68-204

## ■ Local Government Finance: Revenue and Expenditure, Assets and Liabilities, Actual

Presents provincial and national aggregates of local government actual revenue and expenditure classified according to financial management series concepts. Also includes details of financial assets and liabilities and long-term debt.

*Annual Bilingual 40 pp.*  
Canada: \$20.00 a copy  
Other Countries: \$21.00 a copy



68-207

## ■ Provincial Government Finance: Revenue and Expenditure

Standardized data drawn from provincial public accounts provides forecasts of provincial government revenues by source and expenditure by function, with five-year summaries. Includes analyses of revenue sources and expenditures and federal-provincial fiscal agreements.

*Annual Bilingual 108 pp.*

*Canada: \$25.00 a copy*

*Other Countries: \$26.00 a copy*

68-209

## ■ Provincial Government Finance: Assets, Liabilities, Source and Application of Funds

Standardized data drawn chiefly from provincial public accounts provide data of provincial assets and liabilities, with analyses of sources and uses of funds, and outstanding bond issues.

*Annual Bilingual 107 pp.*

*Canada: \$25.00 a copy*

*Other Countries: \$26.00 a copy*

68-211

## ■ Federal Government Finance: Revenue and Expenditure, Assets and Liabilities

An analysis of federal government revenue and expenditure, assets, liabilities and surplus within the Financial Management concepts, providing functional, economic cross-classifications together with analysis of sources and uses of funds, transfers to other levels of government, special fund operations and bonded debt. Also provides a reconciliation of financial management revenue and expenditure to budgetary revenue and expenditure as per public accounts.

*Annual Bilingual 2 pp.*

*Canada: \$20.00 a copy*

*Other Countries: \$21.00 a copy*

## EMPLOYMENT, UNEMPLOYMENT AND LABOUR INCOME

### LABOUR FORCE

71-001

## ■ The Labour Force

Presents seasonally adjusted and unadjusted estimates of labour force, employment and unemployment, with unemployment and participation rates analyzed by selected geographic, demographic and occupational variables. Includes updates to historical series contained in 71-201, occasional special analyses and sample questionnaire.

*Monthly Bilingual Up to 177 pp.*

*Canada: \$20.00 a copy; \$200.00 a year*

*Other Countries: \$21.50 a copy; \$215.00 a year*

71-001P

## ■ Labour Force Information

This is a bulletin containing preliminary data available.

PS: Subscribe to the higher priced publication 71-001 at its regular price and you will receive 71-001P at no additional charge.

*Monthly Bilingual 24 pp.*

*Canada: \$5.00 a copy; \$50.00 a year*

*Other Countries: \$6.00 a copy; \$60.00 a year*

71-201

## ■ Historical Labour Force Statistics: Actual Data, Seasonal Factors, Seasonally Adjusted Data

This publication presents a selection of historical labour force statistics and related seasonal adjustment information. It also contains several hundred time series, derived from the monthly labour force survey.

*Annual Bilingual 328 pp.*

*Canada: \$50.00 a copy*

*Other Countries: \$60.00 a copy*

71-202

## ■ Annual Report of the Minister of Supply and Services Canada under the Corporations and Labour Unions Returns Act, part II, Labour Unions

Contains statistical summaries and analysis of labour union activity in Canada including organization and structure of the unions, male and female union membership, geographical location and industry of local unions, affiliations and union financial activity. Also included is the extent of the affiliation of organized labour in Canada with International Unions.

*Annual Bilingual 106 pp.*

*Canada: \$25.00 a copy*

*Other Countries: \$26.00 a copy*

71-205

## ■ Annual Report of the Minister of Supply and Services Canada Under the Corporations and Labour Unions Returns Act, part II, Labour Unions: Supplement

*Annual Bilingual 140 pp.*

*Canada: \$30.00 a copy*

*Other Countries: \$31.50 a copy*

71-204

## ■ Help-wanted Index

If you need to know how the economy is faring, be sure to consult the Help-wanted Index, an important indicator of economic change. The 20-page index shows labour demand from help-wanted ads placed by employers in the classified ad sections of 18 metropolitan newspapers from Newfoundland to British Columbia. Tables provide figures for the years 1962 to 1985 for a longer term perspective. In addition the publication contains raw and seasonally adjusted line graphs of the last eight years for Canada and five regions: the Atlantic provinces, Quebec, Ontario, the Prairie provinces and British Columbia.

*Annual Bilingual 20 pp.*

*Canada: \$10.00 a copy*

*Other Countries: \$11.00 a copy*



71-529

## ■ Labour Force Annual Averages, 1975-83

This publication provides annual averages (for the years 1975 to 1983) of the tables published in 71-001. The data are derived from population projections based on the 1981 Census.

*Occasional Bilingual 544 pp.*  
Canada: \$27.80 a copy  
Other Countries: \$33.35 a copy

71-533

## ■ Family Characteristics and Labour Force Activity: Annual Averages 1977-1984

Presents a set of tables which link the labour force activity of individuals to selected characteristics of the families to which they belong using annual average data from the Labour Force Survey. The accompanying text guides the reader through the tables by providing definitions of terms used followed by a description of these tables and technical notes related to the weighting and methodological limitations of the data.

*Occasional Bilingual 154 pp.*  
Canada: \$33.00 a copy  
Other Countries: \$34.50 a copy

71-582

## ■ Self-Employment in Canada

Consists of two articles: the first deals with definitional and conceptual issues related to self-employment and presents an overview of trends over the 1979 to 1984 period; the second looks at self-employment in 1984 by age, sex and industry, and reviews changes in the characteristics of the self-employed during and after the recession.

*Occasional Bilingual 36 pp.*  
Canada: \$10.00 a copy  
Other Countries: \$11.50 a copy

71-601

## ■ Multiple Jobholders, by Industry and Occupation

Focuses on industry, occupation and class of worker data related to multiple jobholders identified through the Survey of 1981 Work History. The paper complements data from the Labour Force Survey which gathers some information on multiple jobholding but not on the industry and occupation of the second job.

*Occasional Bilingual 42 pp.*  
Canada: \$20.00 a copy  
Other Countries: \$24.00 a copy

## EMPLOYMENT AND EARNINGS

72-002

## ■ Employment, Earnings and Hours

Industry and area data on industrial employment, average weekly earnings, average weekly hours, average hourly earnings.

*Monthly Bilingual Up to 393 pp.*  
Canada: \$35.00 a copy, \$350.00 a year  
Other Countries: \$36.50 a copy, \$365.00 a year

72-004

## ■ Federal Government Employment

Analyzes employment and payroll by month of federal government employees by province of work, occupational category, department and function and by province of work for employees of federal government enterprises.

*Quarterly Bilingual Up to 70 pp.*  
Canada: \$20.00 a copy, \$80.00 a year  
Other Countries: \$21.00 a copy, \$84.00 a year

72-005

## ■ Estimates of Labour Income

Monthly estimates of wages and salaries and supplementary labour income on an unadjusted and seasonally adjusted basis by industry for Canada and the provinces, with annual totals for the last five years.

*Quarterly Bilingual Up to 55 pp.*  
Canada: \$15.00 a copy, \$60.00 a year  
Other Countries: \$16.00 a copy, \$64.00 a year

72-007

## ■ Provincial and Territorial Government Employment

Number and earnings of provincial government employees, full-time and other, by function for departmental services; summary information for provincial institutions of higher learning, provincial government enterprises, and workmen's compensation boards.

*Quarterly Bilingual Up to 42 pp.*  
Canada: \$15.00 a copy, \$60.00 a year  
Other Countries: \$16.00 a copy, \$64.00 a year

72-009

## ■ Local Government Employment

Employment and payrolls of municipal governments by province, metropolitan areas, major urban areas, and population group.

*Quarterly Bilingual Up to 24 pp.*  
Canada: \$10.00 a copy, \$40.00 a year  
Other Countries: \$11.00 a copy, \$44.00 a year

72-205

## ■ Federal Government Employment in Metropolitan Areas

An analysis of the number and regular payroll estimates of federal government employees by department, sex and occupational category within each of the Census Metropolitan Areas during the month of September each year. Also includes a list of the Census Metropolitan Areas and their components and a glossary of principal terms.

*Annual Bilingual 40 pp.*  
Canada: \$20.00 a copy  
Other Countries: \$21.00 a copy

## UNEMPLOYMENT INSURANCE

73-001

### ■ Unemployment Insurance Statistics

Estimates of the insured population; claims received; claims allowed; final beneficiary counts; weeks and amount of benefit; disqualifications and disentitlements; regional unemployment rates.

*Monthly Bilingual Up to 108 pp.*  
*Canada: \$12.00 a copy; \$120.00 a year*  
*Other Countries: \$13.00 a copy; \$130.00 a year*

73-201

### ■ Benefit Periods Established and Terminated Under the Unemployment Insurance Act

Contributors; beneficiaries (unduplicated count); benefit periods established; benefit periods terminated.

*Annual Bilingual 53 pp.*  
*Canada: \$30.00 a copy*  
*Other Countries: \$31.00 a copy*

73-202S

### ■ Unemployment Insurance Statistics – Annual

The Annual Supplement to the monthly publication Unemployment Insurance Statistics (Catalogue 73-001) provides information on the development of the Canadian unemployment insurance program, the Technical Notes for the monthly report, and historical statistics (a few series show data commencing with the unemployment insurance program in the early 1940s).

The unemployment insurance statistics time series published in the Annual Supplement include data on the number of claims for benefits received, the number of benefit weeks paid, total benefit disbursements, average weekly payments, the number of disqualifications and the number of beneficiaries. Where applicable, the data are detailed by sex, type of benefit, month and province. In addition, the Annual Supplement features complementary statistics, including

wages and salaries paid in Canada, maximum and average weekly unemployment insurance benefits expressed in current and 1981 dollars, average weekly earnings, and the number of unemployed by region as measured by the Labour Force Survey.

P.S.: Subscribe to the higher priced publication 73-001 at its regular price and you will receive 73-202S at no additional charge.

*Supplement to 73-001 monthly*  
*Annual Bilingual 56 pp.*  
*Canada: \$36.00 a copy*  
*Other Countries: \$37.00 a copy*

## EMPLOYEE BENEFIT PLANS

74-001

### ■ Quarterly Estimates of Trusteed Pension Funds

Provides estimates of income, expenditures and the distribution of assets by major investment categories in respect of trusteed pension plan funds.

*Quarterly Bilingual Up to 8 pp.*  
*Canada: \$10.00 a copy; \$40.00 a year*  
*Other Countries: \$11.00 a copy; \$44.00 a year*

74-201

### ■ Trusteed Pension Plans, Financial Statistics, 1984

Trusteed Pension Plans, Financial Statistics, 1984 presents information on income, expenditure and assets of all trusteed pension funds in Canada in the form of tables, charts and comments. It is a continuation of a series of reports produced since 1957 and covers both the private and public sector operating trusteed pension plans with invested assets.

As a single pool of investment capital in Canada, these funds are surpassed in size only by the aggregate reserves held by the chartered banks.

*Annual Bilingual 92 pp.*  
*Canada: \$35.00 a copy*  
*Other Countries: \$36.00 a copy*



74-401

### ■ Pension Plans in Canada, 1984

With the aging of Canada's population, the adequacy of the present system of income maintenance is an ever-present concern. Pension Plans in Canada, 1984 is the seventh in a series of studies on the private pension system. It contains all the relevant details on 17,711 employee-sponsored pension plans in Canada.

Key characteristics from earlier editions are updated. Within its 96 pages, terms, conditions, trends and developments are explored and highlighted with six charts and 90 tables and text.

Data are included for all occupational pension plans sponsored by employers in both public and private sectors. Also included are contributions to RRSP's as well as vesting, contribution and benefit rates, eligibility conditions, integration of private plans with the Canada and Quebec pension plans, retirement ages, contributions paid into plans by employers and employees, pension indexing and pensioners.

*Biennial Bilingual 92 pp.*  
*Canada: \$50.00 a copy*  
*Other Countries: \$51.00 a copy*



## EDUCATION

81-002

### ■ Education Statistics

Provides advance and timely information on education in Canada and the provinces. Includes data on enrolment, instructional staffs and finance, for all levels of education.

*Service bulletin Bilingual Up to 8 pp.*  
Canada: \$4.00 a copy; \$40.00 a year  
Other Countries: \$5.00 a copy; \$50.00 a year

81-202

### ■ Characteristics of Teachers in Public Elementary and Secondary Schools

Classification of all full-time school instructional and administrative staff at the elementary/secondary school level in all provinces according to salary level, experience, years of education approved for salary purposes, tenure and age.

*Annual Bilingual 59 pp.*  
Canada: \$20.00 a copy  
Other Countries: \$21.00 a copy

81-204

### ■ Universities: Enrolment and Degrees

Gives data on winter session undergraduate and graduate enrolment by province, institution, faculty, and sex. Covers enrolment data for full-time, part-time, summer and correspondence courses. Also includes detailed tables on students in faculties of medicine, dentistry, nursing and engineering and applied sciences.

*Annual Bilingual 63 pp.*  
Canada: \$20.00 a copy  
Other Countries: \$21.00 a copy

81-208

### ■ Financial Statistics of Education

Presents financial statistics on all levels of education and on vocational training and related cultural activities.

*Annual Bilingual 106 pp.*  
Canada: \$35.00 a copy  
Other Countries: \$36.00 a copy

81-210

### ■ Elementary/Secondary School Enrolment

Presents statistics of enrolment in elementary and secondary schools in Canada and includes data for provincial public school systems, private schools and schools operated under the auspices of the Government of Canada.

*Annual Bilingual 37 pp.*  
Canada: \$20.00 a copy  
Other Countries: \$21.00 a copy

81-219

### ■ Tuition and Living Accommodation Costs at Canadian Universities

Contains condensed information on typical tuition and other academic fees for several faculties, costs at university-operated residences, general sources of information, and details of the Canada Student Loans Plan.

*Annual Bilingual 33 pp.*  
Canada: \$15.00 a copy  
Other Countries: \$16.00 a copy

81-220

### ■ Advance Statistics of Education

Provides a brief summary of basic education statistics at the beginning of the school year: number of schools, teachers, enrolment by province for all three levels; number of university graduates for the country as a whole; and global estimates of expenditures on education by sources of funds. These data are estimates.

*Annual Bilingual 32 pp.*  
Canada: \$15.00 a copy  
Other Countries: \$16.00 a copy

81-222

### ■ Enrolment in Community Colleges

Data on full-time fall enrolment and information on instructional staff and technical assistants in community colleges and other related non-university postsecondary institutions in Canada.

*Annual Bilingual 68 pp.*  
Canada: \$20.00 a copy  
Other Countries: \$21.00 a copy



81-229

### ■ Education in Canada: A Statistical Review

Deals with all levels of education, providing figures and background information on institutions, teachers and students, and also on financial expenditures for Canada and the provinces. Analyses the nature of the growth in education, and provides data on the educational attainment of the population and of the labour force.

*Annual Bilingual 198 pp.*  
Canada: \$40.00 a copy  
Other Countries: \$41.50 a copy



81-241

## ■ Teachers in Universities

Presents statistical tables and commentary relating to the population and salaries of full-time teachers, broken down into three distinct sections: salaries, age and qualification characteristics, and social and other characteristics.

*Annual Bilingual 50 pp.*  
*Canada: \$20.00 a copy*  
*Other Countries: \$21.00 a copy*

81-254

## ■ Educational Staff of Community Colleges and Vocational Schools

This publication presents detailed tabular data on salaries, experience, education, age, sex, origin, level of instruction and provincial certification requirements of educational staff in community colleges and vocational schools. Additional tabular data available by direct request to ACCESS (Annual Community College Educational Staff System).

*Annual Bilingual 91 pp.*  
*Canada: \$20.00 a copy*  
*Other Countries: \$21.00 a copy*

81-257

## ■ Minority and Second Language Education: Elementary and Secondary Levels

Statistics of enrolment and participation rates, by province, for programs where French is the language of instruction outside of Quebec and for French as a second language; comparable data for English in Quebec; time series analysis with 1970-71 as base

*Annual Bilingual 44 pp.*  
*Canada: \$20.00 a copy*  
*Other Countries: \$21.00 a copy*

81-258P

## ■ Salaries and Salary Scales of Full-time Teaching Staff at Canadian Universities

The preliminary edition of 81-258 only contains information on those institutions that made their data available at the time of publication. See also 81-258.

*Annual Bilingual 75 pp.*  
*Canada: \$15.00 a copy*  
*Other Countries: \$16.00 a copy*

81-258

## ■ Salaries and Salary Scales of Full-time Teaching Staff at Canadian Universities

Presents salary statistics (averages, medians and percentiles) and salary scales of university teachers by rank and by institution. Data are included for all institutions with teaching staff of 30 or more that have authorized Statistics Canada to release their data. This publication appears in three editions: the preliminary edition (81-258P); the supplementary edition (81-258S); and the final edition (81-258), which contains all the data from the first two editions as well as any additional information.

*Annual Bilingual 100 pp.*  
*Canada: \$15.00 a copy*  
*Other Countries: \$16.00 a copy*

81-258S

## ■ Salaries and Salary Scales of Full-time Teaching Staff at Canadian Universities

The Supplementary edition of 81-258 contains information that was not available when the preliminary edition was released. See also 81-258.

*Annual Bilingual 38 pp.*  
*Canada: \$15.00 a copy*  
*Other Countries: \$16.00 a copy*

81-259

## ■ Postgraduation Plans of 1981 Ph.D. Graduates

Presents statistical information on the number and proportion of 1981 doctoral degree recipients by field of study, postgraduation plans, expected occupational groupings and expected work activities. Other tabular data on migration, expected income, proportions accepting postdoctoral fellowships, duration and type of study and citizenship of graduates are also included.

*Annual Bilingual 47 pp.*  
*Canada: \$20.00 a copy*  
*Other Countries: \$21.00 a copy*

81-260

## ■ University Finance – Trend Analysis, 1974-75 to 1983-84

Provides 10 years of financial data and analysis of all Canadian universities. University expenditures are shown by fund (general operating, sponsored research, ...) by functional area (instruction, administration, ...). Revenues are presented by source of funds (government, fees, ...). Data are displayed for Canada and Provinces.

*Annual Bilingual 144 pp.*  
*Canada: \$40.00 a copy*  
*Other Countries: \$41.50 a copy*

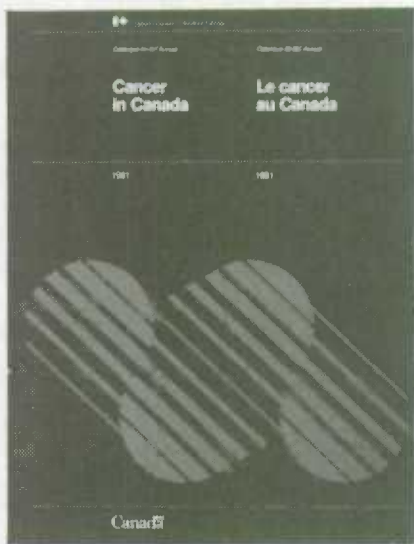
# PUBLIC HEALTH

82-206

## ■ Hospital Morbidity

Counts of cases separated from all general and allied special hospitals in Canada, and number of days of hospital care given to these cases, by the detailed list of three-digit categories of the International Classification of Diseases. For each diagnostic group, cases and days information, including rates, is shown for both sexes, for five age groups and for nine provinces. Figures back to 1960 are also available

*Annual Bilingual 151 pp.*  
*Canada: \$35.00 a copy*  
*Other Countries: \$36.50 a copy*



82-207

## Cancer in Canada

Counts of new cases reported to provincial tumour registries by site of tumour, age, sex, and method of diagnosis (Ontario excluded).

*Annual Bilingual 159 pp*

Canada: \$35.00 a copy

Other Countries: \$36.50 a copy

82-208

## ■ Surgical Procedures and Treatments: A Report on the Surgical Operations and Non-surgical Procedures Performed on In-patients in Canadian Hospitals

Counts of primary surgical procedures in general and allied special hospitals by province, age, sex, and length of stay

*Annual Bilingual* 138 pp

Canada: \$35.00 a copy

Other Countries: \$36.50 a copy

82-211

### Therapeutic Abortions

Therapeutic abortion cases reported by the 10 provinces and the Yukon Territory; therapeutic abortions to residents of reporting provinces; abortion rates per 100 live births by provinces and quarters; comparative figures of therapeutic abortions and abortion rates per 100 live births; and information relating to selected demographic, social and medical items of information for therapeutic abortion cases

*Annual Bilingual* 132 pp.

Canada: \$20.00 a copy

Other Countries: \$21.50 a copy

82-212

### ■ Tuberculosis Statistics: Morbidity and Mortality

Admissions, discharges and deaths of patients during the year and patients in institutions at the end of the year classified by medical, social and personal characteristics; anti-tuberculosis activities and historical tables.

*Annual Bilingual 20 pp.*

Canada: \$8.00 a copy

**Other Countries: \$9.00 a copy**

82-542F

■ **Canadian Women. Profile of their Health**

This report examines the state of women's health in Canada, and how it is affected by such socio-economic factors as activity in the labour force, family income and education.

*By Louise Lapierre*

Occasional E. or F. 59 pp.

Canada: \$6.65 a copy

Other Countries: \$8.00 a copy

82.543E

## ■ Demographic and Health Indicators: Presentation and Interpretation

This new publication presents more than 40 of the most frequently used indicators in the fields of population studies and public health along with clear explanations of their meaning, calculation and interpretation. Numerous examples and illustrations, mostly based on recent Canadian data from surveys, censuses, vital statistics, hospital statistics and diseases registries round up the presentation.

The indicators presented are of three types:

- demographic indicators which describe the population to be served by the health care system, such as mean age at childbirth;
- health indicators developed from these indices, such as life expectancy in good health;
- epidemiological indicators used in analyzing mortality, such as the incidence rate of a disease.

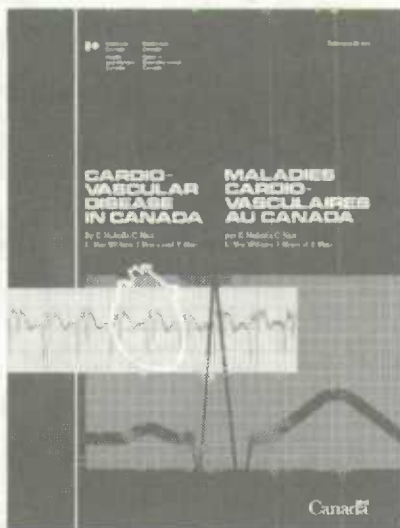
This publication is a valuable working tool for those engaged in health planning and evaluation. A reference manual, it contains 98 tables, 24 graphs and an extensive bibliography.

By Yves Perron and Hélène Aylwin

Occasional E, or F. 265 pp

Canada: \$30.00 a copy

Other Countries: \$31.50 a copy



82-544

## ■ Cardiovascular Disease in Canada

Cardiovascular Disease in Canada is the first comprehensive report about health risk number one in 15 years. Its 182 pages and 25 illustrative charts review major causes of death in Canada to put heart disease in context. Then, the causes of heart disease are examined in detail (heart attack, stroke, diseases of the arteries, ischemic heart disease, etc.). A look at hospital discharge rates is also included. The study also gives a global perspective, comparing Canada with other industrialized countries like the U.S., Switzerland and Japan. For instance, Canada's heart attack mortality rate is almost five times that of Japan's but the Japanese suffer twice as many strokes.

*Occasional Bilingual 182 pp.*  
**Canada: \$30.00 a copy**  
**Other Countries: \$31.50 a copy**

82-545E

## ■ Canadian Youth: Perspectives on their Health

This report was prepared to mark the occasion of International Youth Year.

It examines recent trends and levels of lifestyle habits, fertility, health status and health care utilization among the Canadian population aged 15 to 24. The report is compiled from a wide range of data sources and presents many provincial breakdowns.

*By Louise Lapierre and Hélène Aylwin*  
*Occasional E. or F. 91 pp.*  
**Canada: \$16.00 a copy**  
**Other Countries: \$17.00 a copy**

82-546

## ■ Therapeutic Abortions, Canada 1983

This publication contains information on therapeutic abortions performed in Canada authorized under Section 18, Criminal Law Amendment Act. The numbers and rates of therapeutic abortions for the provinces and the territories, a list of hospitals with therapeutic abortion committees and selected medical and demographic characteristics of women obtaining therapeutic abortions are some of the items contained in this publication.

*Occasional Bilingual 10 pp.*  
**Canada: \$7.00 a copy**  
**Other Countries: \$8.00 a copy**

82-555E

## ■ Report of the Canadian Health and Disability Survey 1983-1984

Published jointly with the Department of the Secretary of State, the Report of the Canadian Health and Disability Survey summarizes the findings of detailed health and disability surveys carried out by Statistics Canada in 1983 and 1984.

The 142 pages of text including 41 tables are organized according to the following topics:

- demographics (e.g., age, urban or rural residency);
- types of disability;
- causes of disability (e.g., circulatory, lower limbs);
- use of aids and prostheses;
- socio-economic disadvantage;
- disabled children.

Findings on disabled children are categorized according to the type of disability and the restrictions it places on a child's education and interaction with other children.

*Occasional E. or F. 142 pp.*  
**Canada: \$15.00 a copy**  
**Other Countries: \$16.50 a copy**

82-562E

## ■ Canadian Classification of Diagnostic, Therapeutic and Surgical Procedures

The new, revised issue of Canadian Classification of Diagnostic, Therapeutic and Surgical Procedures, published in 1986, lists 99 categories of procedures and their standard classification code numbers. The 604-page manual covers procedures from appendectomies to x-rays. Information is arranged in chapters by major category and then broken into multiple sub-categories. Heart transplantation, for example, is one of the sub-categories of operations on the cardiovascular system. An alphabetical index helps you find what you're looking for quickly.

Statistics Canada's new issue of this publication incorporates all the changes that have taken place in the system since the manual was last issued, in 1979. In addition the format has been improved for easier use.

*Occasional E. or F. 604 pp.*  
**Canada: \$30.00 a copy**  
**Other Countries: \$40.00 a copy**

82-563E

## ■ Highlights from the Canadian Health and Disability Survey 1983-1984

This preliminary report presents tabulations showing the levels and socio-demographic correlates of disability in the Canadian population aged five and over, based on data from a household sample survey conducted in October, 1983 and June, 1984. The estimates are based on a sample of 65,800 households representing 126,698 individuals.

*Occasional E. or F. 38 pp.*  
**Canada: \$7.00 a copy**  
**Other Countries: \$8.00 a copy**



## HOSPITALS AND THE HEALTH MANPOWER

83-002

### ■ Quarterly Hospital Information System – Hospital Indicators

Participating hospitals received reports containing utilization and cost indicators. This publication presents some 32 of these indicators in a format that allows comparison of hospitals grouped according to type and size and province. Summary statistics for these hospital groupings include arithmetic mean, standard deviation and quartiles.

*Quarterly Bilingual 83 pp.*  
Canada: \$15.00 a copy; \$60.00 a year  
Other Countries: \$16.00 a copy; \$64.00 a year

83-201

### ■ List of Canadian Hospitals

List of hospitals operating during the year in each province by category (public, private or federal), type, ownership and capacity. Formerly: List of Canadian Hospitals and Related Facilities.

*Annual Bilingual 274 pp.*  
Canada: \$18.00 a copy  
Other Countries: \$19.00 a copy

83-204

### ■ Mental Health Statistics: Mental and Psychiatric Hospitals

Medical and social characteristics of patients of Canadian psychiatric inpatient facilities admitted and separated during the reporting year.

*Annual Bilingual 67 pp.*  
Canada: \$15.00 a copy  
Other Countries: \$16.00 a copy

83-217

### ■ Hospital Statistics: Preliminary Annual Report

The objective of the report is to provide useful statistics in key areas of hospital utilization and costs.

*Annual Bilingual 70 pp.*  
Canada: \$20.00 a copy  
Other Countries: \$21.00 a copy

83-232

### ■ Hospital Annual Statistics

Public, private and federal general and allied special hospitals: number of facilities and approved bed complement, by province, type of hospital, service and size; movement of patients; laboratory, radiology and other diagnostic and therapeutic services; administrative and support services; personnel and paid hours of work; and operating income and expenditures for public hospitals.

*Annual Bilingual 498 pp.*  
Canada: \$100.00 a copy  
Other Countries: \$113.00 a copy

83-233

### ■ Annual Return of Hospitals – Hospital Indicators

The indicators in this report have been calculated using data from the Annual Return of Hospitals, a census of general and allied special hospitals in Canada. The indicators provide a picture of hospital utilization, workload and costs, broken down by province and hospital type and size; the mean, standard deviation, first and third quartiles are calculated for each indicator.

*Annual Bilingual 269 pp.*  
Canada: \$35.00 a copy  
Other Countries: \$45.00 a copy

83-234

### ■ A Schedule of Unit Values for Clinical Laboratory Procedures, 1986-1987 Edition

This manual is used by Canadian hospital laboratories to measure and record that portion of human resources which is directly responsible for the production of procedures in all laboratory disciplines, i.e. Specimen Procurement and Dispatch, Clinical Chemistry, Hematology, Immunohematology, Anatomic Pathology, Microbiology and Miscellaneous Procedures.

*Annual Bilingual 131 pp.*  
Canada: \$20.00 a copy  
Other Countries: \$21.50 a copy

83-236

### ■ Residential Care Facilities

Included in this survey are facilities for the aged, the physically handicapped and/or disabled, the mentally handicapped and/or disabled, emotionally disturbed children, alcohol/drug addiction treatment, delinquents and other facilities such as those for unmarried mothers and children requiring shelter and transition homes.

*Annual Bilingual 173 pp.*  
Canada: \$30.00 a copy  
Other Countries: \$31.50 a copy


## VITAL STATISTICS

84-001

### ■ Vital Statistics

Quarterly Estimates of births, marriages and deaths for Canada and the provinces with cumulative totals for the year ending each corresponding quarter. It also includes the estimated rates for Canada.

*Quarterly Bilingual Up to 13 pp.*  
Canada: \$5.00 a copy; \$20.00 a year  
Other Countries: \$6.00 a copy; \$24.00 a year



84-203

## ■ Causes of Death: Vital Statistics, Vol. IV, Detailed Categories of the International Classification of Diseases, (ICD)

Number of deaths by three-digit categories and four-digit sub-categories of the International Classification of Diseases, Injuries, and Causes of Death, by sex for the provinces, and by sex and five-year age groups for Canada. Title changed. Formerly: Causes of Death: Provinces by Sex and Canada by Sex and Age, Detailed Categories of the International Classification of Diseases, (ICD)

*Annual Bilingual 223 pp.*  
*Canada: \$35.00 a copy*  
*Other Countries: \$36.50 a copy*

84-204

## ■ Births and Deaths: Vital Statistics, Vol. I

Detailed data and cross tabulations of births and demographic aspects of deaths for Canada and the provinces are included in this report. Birth counts are also given for counties or census division or districts. A new feature includes cohort-fertility rates and international comparison of rates among selected countries. Formerly: Vital Statistics, Vol. I, Births and Deaths.

*Annual Bilingual 58 pp.*  
*Canada: \$20.00 a copy*  
*Other Countries: \$21.00 a copy*

84-205

## ■ Marriages and Divorces: Vital Statistics, Vol. II

Detailed data, cross tabulations and some statistical indicators on marriages and divorces that take place in Canada annually. Some tabulations presented are also at the disaggregated level of provinces and territories. A new feature includes some important tabulations on divorce and a table on the international comparison of rates among the selected countries. Formerly: Vital Statistics, Vol. II, Marriages and Divorces.

*Annual Bilingual 32 pp.*  
*Canada: \$12.00 a copy*  
*Other Countries: \$13.00 a copy*

84-206

## ■ Mortality: Summary List of Causes: Vital Statistics, Vol. III

The number of deaths and rates by age and by selected abbreviated cause-groupings for Canada and the provinces. Includes also a summary of vital statistics and age-standardized death rates for the current year. Infant mortality, perinatal mortality, etc. by cause categories are also presented in the report. Formerly: Vital Statistics, Vol. III, Mortality: Summary List of Causes.

*Annual Bilingual 153 pp.*  
*Canada: \$35.00 a copy*  
*Other Countries: \$36.50 a copy*

84-532

## ■ Life Tables, Canada and Provinces, 1980-82

Contains life tables for Canada and the provinces for the three years centered around the census year, 1981. The tables are by single year of age for Canada and the provinces (except Prince Edward Island for which abridged life tables are presented by five year age groups).

*Occasional Bilingual 58 pp.*  
*Canada: \$6.65 a copy*  
*Other Countries: \$8.00 a copy*

84-544

## ■ Occupational Mortality in British Columbia

This publication is the first province-wide analysis of occupational mortality risks in Canada. The authors used information on usual lifetime occupation recorded on death registrations for residents of British Columbia who died between 1950 and 1978. Proportionate mortality ratios (PMR) were used to detect unusual patterns of mortality.

Although the data represent only one province, the wide range of occupations in British Columbia makes the publication useful to the country as a whole.

*By R.P. Gallaher, W.J. Threlfall, J.J. Spinelli and A.J. Coldman*  
*Occasional Bilingual 72 pp.*  
*Canada: \$18.00 a copy*  
*Other Countries: \$19.00 a copy*

## JUSTICE STATISTICS



85-002

## ■ Juristat

Provides readers with timely and succinct statistical information on a variety of justice related programs. Currently, these programs cover the areas of law enforcement, legal aid, adult and juvenile courts, and corrections; prepared by the Canadian Centre for Justice Statistics.

*Service bulletin Bilingual Up to 9 pp.*  
*Canada: \$2.00 a copy; \$10.00 a year*  
*Other Countries: \$3.00 a copy; \$15.00 a year*



85-205

## ■ Canadian Crime Statistics

This publication provides in-depth statistical summaries of criminal incidents reported by Canada's law enforcement agencies. Rates and actual numbers describe various types of crime, including narcotic and drug offences, property crime and violent crime. Formerly: Crime and Traffic Enforcement Statistics. In future, traffic data will be released as a Juristat.


*Annual Bilingual 369 pp.*  
*Canada: \$25.00 a copy*  
*Other Countries: \$26.50 a copy*

85-209

## ■ Homicide in Canada: A Statistical Perspective

Homicides reported to Canadian police forces are carefully examined in tables, charts and narratives. Important patterns are identified and an historical perspective is also provided. This annual publication was formerly entitled Homicide Statistics prior to the 1982 report.

*Annual Bilingual 167 pp.*  
*Canada: \$25.00 a copy*  
*Other Countries: \$26.50 a copy*



85-211

## ■ Adult Correctional Services in Canada

Contained in this publication are data descriptive of custodial and non-custodial services in each of the provincial, territorial, and federal sectors

Statistical summaries feature caseload indicators, offender characteristics, and expenditure data. In addition to statistical presentations, narrative summaries examine organizational structures, administrative procedures, and correctional programs functioning at both the institutional and community level. Formerly: Correctional Services in Canada. Publication format changed from english and french issues to one bilingual issue.

*Annual Bilingual 215 pp.*  
*Canada: \$32.00 a copy*  
*Other Countries: \$33.50 a copy*

85-216

## ■ Legal Aid in Canada 1985

Legal Aid in Canada 1985 provides historical and current perspectives of legal aid and its application on a national scale. Variability in organizational structures can be readily identified for comparative purposes and for understanding differences in service delivery. The publication also includes a demographic display of its user population in civil and criminal matters, a comprehensive glossary of terms and a directory of legal aid offices in Canada. **NOTE:** This publication is updated on a periodic rather than annual basis.

*Annual Bilingual 300 pp.*  
*Canada: \$35.00 a copy*  
*Other Countries: \$36.50 a copy*

85-509

## ■ Civil Courts in Canada

Civil Courts in Canada presents descriptive information on civil courts operating across Canada, as of January 1, 1985. One of the publications primary purposes is to provide a contextual framework within which future national civil court statistics can be analyzed. Areas examined include: administration of civil courts; civil law; court structures, hierarchies and locations; civil procedure; and current developments in civil justice.

*Occasional Bilingual 183 pp.*  
*Canada: \$25.00 a copy*  
*Other Countries: \$26.50 a copy*

85-522

## ■ Juvenile Court Statistics 1982 and 1983

Juvenile Court Statistics 1982 and 1983 provides a comprehensive analysis of court data from Canada's juvenile courts. Part I of the report focuses on court data for 1983 and highlights the kinds of offences with which juveniles are charged, subsequent adjudications and the types of dispositions that they receive. Part II contains a separate analysis of similar information for 1982. Overall charge counts, charge rates, types of offences and dispositions are some of the areas discussed often with an age-specific approach. National and jurisdictional perspectives are provided throughout the report.

*Occasional Bilingual 57 pp.*  
*Canada: \$20.00 a copy*  
*Other Countries: \$21.00 a copy*

85-523

## ■ Policing in Canada

This document provides qualitative information on policing services in Canada within each province and territory, as well as a description of federal policing responsibilities. Material includes descriptions of existing public sector police forces; provincial Police Commissions and their powers; Native policing; and a historical summary of pertinent police legislation and its relevance. Summary statistics which highlight the organization and structure of policing services with the individual jurisdictions are also included.

*Occasional Bilingual 170 pp.*  
*Canada: \$35.00 a copy*  
*Other Countries: \$36.50 a copy*

## WELFARE STATISTICS

86-502

## ■ Social Security, Provincial Programs, Criminal Injuries Compensation

This publication describes provincial and territorial programs to compensate for a person's injury or death as a result of a crime of violence committed by another. It discusses conditions of



eligibility, the amount and type of compensation available, appeals on refusal of compensation as well as statistics on applications, awards granted, compensation, type of offence, victim and assailant characteristics, federal contributions and other variables.

*Occasional Bilingual 123 pp.*  
*Canada: \$25.00 a copy*  
*Other Countries: \$26.50 a copy*



**86-506**  
**■ Social Security, National Programs, Vol. 2, Unemployment Insurance, 1984**

Program description and detailed statistics with commentary on the number of people benefitting from the program and the amounts paid are presented. The statistics are examined in relation to demographic and macro-economic data to provide a variety of measurements. The text is highlighted with numerous charts and analytic tables. The figures cover the 1970s and early 1980s for Canada, the provinces and territories.

*Occasional Bilingual 293 pp.*  
*Canada: \$7.00 a copy*  
*Other Countries: \$8.40 a copy*

**86-507**  
**■ Social Security, National Programs, Canada and Quebec Pension Plans, 1984**

Two separate but complementary programs are presented in terms of key statistics and program description. Included are detailed statistical tables, and charts, with commentary on beneficiaries, contributors, payments and the funds of the two plans.

*Occasional Bilingual 180 pp.*  
*Canada: \$7.00 a copy*  
*Other Countries: \$8.40 a copy*

**86-508**  
**■ Social Security, National Programs, Vol. IV, Family Allowances and Related Programs, 1982**

Deals with Family Allowances and the Child Tax Credit as well as former programs, Family Assistance and Youth Allowances. Statistics are presented for beneficiaries, their number and amounts paid. The main features of the programs are described with statistical tables and commentary. Statistics for the period 1951 to 1981 are presented along with provincial data.

*Occasional Bilingual 104 pp.*  
*Canada: \$7.00 a copy*  
*Other Countries: \$8.40 a copy*

**86-509**  
**■ Social Security, National Programs, Vol. V, Old Age Security, Guaranteed Income Supplement and Spouse's Allowance, 1982**

Old Age Security, Guaranteed Income Supplement and Spouse's Allowance make up integral parts of a total program for the elderly. The main features of the program are described, and details are given in statistical tables and commentary on recipients by age, sex, marital status and province. Payments are related to demographic and macro-economic data to provide measures such as cost per capita and percent of Gross National Product and Personal Income. Statistics are shown for the period 1951-52 to 1980-81.

*Occasional Bilingual 81 pp.*  
*Canada: \$7.00 a copy*  
*Other Countries: \$8.40 a copy*

**86-510**  
**■ Social Security, National Programs, Vol. VI, Social Allowances and Services, 1982**

Program description and statistics are provided on a number of related programs for federal-provincial cost sharing of provincially administered social allowances and services. These are directed to assisting the older population, blind persons, the disabled, and to general welfare. Included are two current programs, the Canada Assistance Plan and Vocational Rehabilitation of Disabled Persons. Statistics are provided for the period 1951 to 1980.

*Occasional Bilingual 79 pp.*  
*Canada: \$7.00 a copy*  
*Other Countries: \$8.40 a copy*

**86-511**  
**■ Social Security, National Programs, Vol. VII, Other Programs, 1982**

Program description and statistics are provided on five separate programs: Veterans, Indian Social Welfare, New Horizons, Family Planning Grants, National Welfare Grants. These are smaller programs compared to those examined in the other volumes of the series and are directed toward specific groups in the population in contrast to the more universal character of the other national programs. Statistics for the 1970's and early 1980's are provided.

Provincial data are included.  
*Occasional Bilingual 198 pp.*  
*Canada: \$7.00 a copy*  
*Other Countries: \$8.40 a copy*

## CULTURE AND TOURISM

87-001

### ■ Culture Communiqué

A statistical bulletin providing a medium for the release of advance and timely information on culture in Canada and the provinces. Includes data on book publishing, media, libraries, museums, artists, Canadian cultural life and other related subjects.

*Service bulletin Bilingual Up to 9 pp.*

*Canada: \$4.00 a copy; \$40.00 a year*

*Other Countries: \$5.00 a copy; \$50.00 a year*

87-003

### ■ Travel-log

A statistical bulletin providing a medium for the release of advance and timely information on travel, tourism and recreation in Canada and the provinces. Presents data on domestic travel, ownership of recreational equipment and travel to work, and on the back page presents the National Tourism Indicators which includes the Travel Price Index.

*Service bulletin Bilingual Up to 7 pp.*

*Canada: \$8.00 a copy; \$32.00 a year*

*Other Countries: \$9.00 a copy; \$36.00 a year*

87-202

### ■ Sound Recording Preliminary Statistics

This publication presents in tabular form the preliminary results of the sound recording survey covering the production of master tapes and the release and sales of sound recordings by label companies located in Canada. Other information presented includes the origin of master tapes, the Canadian content of new recordings and the financial situation of the companies.

*Annual Bilingual 14 pp.*

*Canada: \$8.00 a copy*

*Other Countries: \$9.00 a copy*



87-401


### ■ Travel, Tourism and Outdoor Recreation: A Statistical Digest

Presents tables, charts and text on domestic travel, travel to work, international travel, recreation, and tourism. Examines the impact of travel and of recreation as well as the factors influencing them, and presents comparable data for previous years. Provides information for selected cities, major airports and selected census metropolitan areas.

*Biennial Bilingual 206 pp.*

*Canada: \$40.00 a copy*

*Other Countries: \$41.50 a copy*



87-504

### ■ Canadian Travel Survey, 1984, Canadians Travelling in Canada

Canada designated 1984 as the Year of Tourism and hosted many special events; significantly, the first visit by the Pope, the sailpast of the tall ships and the Royal visit. In spite of these attractions, travel in Canada, measured in person-trips, was down 5% from 1982. Visits to see friends and relatives generated 3% more trips that year but pleasure and personal as well as business travel decreased.

This publication provides 27 statistical tables, six text tables, and charts and maps to delineate travel and traveller characteristics for Canada. Information detailed includes geographic areas, distance covered, mode of transportation, purpose of trip, seasonality, expenditure, type of accommodation and the socio-economic characteristics of the traveller.

Analyze the implications as they pertain to your sector of the industry. Find out why 35% more Canadians travelled overseas that year. Know what activities are most popular with the traveller.

*Occasional Bilingual 72 pp.*

*Canada: \$32.00 a copy*

*Other Countries: \$33.00 a copy*

87-514


## ■ Culture Statistics, Public Libraries in Canada, 1979-81

Formerly 87-651. For the year 1979 to 1981 it provides data by province and by type of public library on holdings, personnel, services and finances. It also provides service ratios and performance measures, as well as selected statistics by census metropolitan areas.

*Occasional Bilingual 56 pp.*

*Canada: \$6.35 a copy*

*Other Countries: \$7.60 a copy*



87-517

## ■ Culture Statistics: Government Expenditures on Culture in Canada, 1981-82

Presents statistical summaries and analysis of expenditures on culture of federal, provincial and local governments in Canada. Also provides a breakdown of data by province, function and type of expenditure.

*Occasional Bilingual 63 pp.*

*Canada: \$20.00 a copy*

*Other Countries: \$21.00 a copy*

87-523

## ■ Culture Statistics, Book Publishing: A Financial Analysis, 1978-81

Formerly catalogue number 87-604. The publication presents 1978 to 1981 statistics on the financial aspects of the book publishing industry in Canada, using key financial ratios, broken down by size, language and country of controlling interest of publishers. It is primarily aimed at providing financial information describing the profile and health of the industry for the benefit of publishers and other interested readers.

*Occasional Bilingual 129 pp.*

*Canada: \$20.00 a copy*

*Other Countries: \$21.00 a copy*

87-524

## ■ Culture Statistics, Performing Arts, 1982

*Occasional Bilingual 67 pp.*

*Canada: \$20.00 a copy*

*Other Countries: \$21.00 a copy*

87-530

## ■ Culture Statistics: Performing Musicians and Composers, 1982

This publication presents selected data from the 1983 sample Survey of Performing Musicians and Composers. Based on survey response, estimates are provided for approximately 32,500 musicians and composers who lived in Canada and earned money from their musical activities during 1982.

In addition to describing the general characteristics of this population, the publication examines musicians' employment and their income and artistic expenses. The publication also presents similar information on the sub-populations of composers, performers and music teachers as well as on full-time and part-time musicians.

*Occasional Bilingual 34 pp.*

*Canada: \$10.00 a copy*

*Other Countries: \$11.00 a copy*

## SCIENCE AND TECHNOLOGY

88-001


## ■ Science Statistics

Statistics of science and technology prepared by the Science Statistics Centre. Contains summary statistics from recently completed surveys and studies, descriptions of current surveys and notices of available statistical tabulations. Was 13-003.

*Service bulletin Bilingual Up to 8 pp.*

*Canada: \$6.00 a copy; \$60.00 a year*

*Other Countries: \$7.00 a copy; \$70.00 a year*



88-201

## ■ Science and Technology Indicators 1984

Presents a broad range of statistical data as indicators of science and technology in Canada. Provides information on the use and meaning of the various statistics including research and development expenditures and personnel; university teachers and students of science, engineering and technology; patents and Canadian inventions; productivity; and trade and technology.

*Annual Bilingual 145 pp.*

*Canada: \$40.00 a copy*

*Other Countries: \$41.50 a copy*



88-202

## ■ Industrial Research and Development Statistics

This annual report provides current and historical detailed statistics on industrial research and development activities in Canada for the years 1963 to 1984. The information is presented by industry, company sales (size) and country of control of R & D performers. 47 tables highlight the following subjects:

Expenditures on research and development

- international comparisons;
- concentration among companies and industries;
- compared to Growth Expenditures Research and Development (GERD);
- trends;
- other breakdowns of research and development by company size, country of control of performers, size of research and development programs, company sales, sources of funds, and region.

Tax credits for research and development

- the invested tax credits;
- the additional allowance for scientific research.

Energy research and development expenditures

Research and development personnel

- by industry of employer;
- by occupational category;
- by region.

Technological balance of payments

This publication is comprised of current data derived from the surveys "Research and Development in Canadian Industry" and "Energy R & D Expenditures" utilizing science and technology data to determine:

- trends in patents;
- training and employment in the science and technology fields;
- trends in research and development expenditures;
- trade in selected commodities.

Statistics Canada has collected data on research and development in Canadian industry for more than 30 years. The continuity and comparability of this Statistics Canada data will enable corporate planners, scientists, research administrators, academics and policy-makers to take advantage of current trends in research and development.

*Annual Bilingual 117 pp.  
Canada: \$40.00 a copy  
Other Countries: \$41.50 a copy*

88-203

## ■ Resources for Research and Development in Canada

This publication is intended mainly to serve those interested in national science and technology policy and contains estimates of expenditures and personnel devoted to scientific research and experimental development. It presents estimates of expenditures and personnel, in total and by sector of performance; expenditures are also displayed by four regions of performance. International comparisons are made for both expenditures and personnel.

*Annual Bilingual 95 pp.  
Canada: \$30.00 a copy  
Other Countries: \$31.00 a copy*

88-204E

## ■ Federal Scientific Activities

This report provides statistical information on the Federal Government's activities in science and technology. Expenditure and person-year data are provided for the latest five years by type of science, by performing sector and by Federal department or agency. Distribution of expenditures by province are provided for government laboratories and for payments to industry and universities.

*Annual E. or F. 83 pp.  
Canada: \$30.00 a copy  
Other Countries: \$31.00 a copy*

88-205E

## ■ Directory of Industrial Research and Development Facilities in Canada, 1986

A listing of approximately 650 industrial R & D establishments, containing information on the activities performed, the specialized equipment available, the number of scientists and engineers in the establishment, and the name, address and phone number of a contact person.

*Annual E. or F. 103 pp.  
Canada: \$30.00 a copy  
Other Countries: \$31.00 a copy*

88-206E

## ■ Directory of Federal Government Scientific and Technological Establishments, 1986

A listing of federal establishments engaged in S & T activities in the natural sciences and engineering, containing information on activities performed, specialized equipment, the number of scientists and engineers, as well as identifying institutional name, and the name, address and phone number of a contact person.

*Annual E. or F. 86 pp.  
Canada: \$20.00 a copy  
Other Countries: \$21.00 a copy*

88-501E

## ■ An Indicator of Excellence in Canadian Science

One of a series of background papers on science and technology indicators, this publication presents a methodology for evaluating Canada's contribution to world science through the number and relative influence of articles written by Canadian researchers. Results from a pilot study of the implementation of the procedures are provided.

*By James B. MacAulay  
Occasional E. or F. 112 pp.  
Canada: \$40.00 a copy  
Other Countries: \$41.50 a copy*

88-502E

## ■ International Payments and Receipts for Technology

This is a background paper for the science and technology indicators program. It examines the applicability of statistics of international payments and receipts for technology as an indicator of the volume of technological information transferred between countries. It contains a brief discussion of the theoretical foundations, limitations and uses of international payments and receipts data, as well as an overview of existing statistics.

*Occasional E. or F. 49 pp.  
Canada: \$6.65 a copy  
Other Countries: \$8.00 a copy*

88-503E

## ■ Technology and Commodity Trade

This is a background paper for the science and technology indicators program.

It examines the use of commodity trade statistics as an indicator of the international transfer of technology. It presents a review of the theoretical and statistical foundations of the indicator and outlines existing statistics and their uses.

*Occasional E. or F. 41 pp.*

*Canada: \$6.65 a copy*

*Other Countries: \$8.00 a copy*

88-504E

## ■ Patents as Indicators of Invention

This paper examines the use of patent statistics as indicators of technological change in Canada. It describes the current status of patent statistics and analyzes the advantages and disadvantages of their use as indicators of invention; reviews the various types of indicators constructed on the basis of patent statistics; and presents recommendations for the development of statistical series.

*Occasional E. or F. 48 pp.*

*Canada: \$6.65 a copy*

*Other Countries: \$8.00 a copy*

88-505E

## ■ Industrial Productivity and Research and Development Indicators

This is a background paper for the science and technology indicators program. It describes the conceptual and statistical issues involved in the measurement of productivity change. In particular, it examines the role of research and development capital as a factor of production.

*Occasional E. or F. 29 pp.*

*Canada: \$6.65 a copy*

*Other Countries: \$8.00 a copy*

88-506E

## ■ A Framework for Measuring Research and Development Expenditures in Canada

Describes the concepts, definitions, content and methodology underlying the Gross Domestic Expenditures on Research and Development, a statistical

series employed internationally to measure countries research and development activities. This report is an adaptation, for Canada, of guidelines published by the Organization for Economic Cooperation and Development.

*Occasional E. or F. 43 pp.*

*Canada: \$6.65 a copy*

*Other Countries: \$8.00 a copy*

88-507E

## ■ An Indicator of Excellence in Canadian Science: Summary Report

Introduces the concept of using scientific literature as an indicator of Canadian research. Describes the theoretical development of a bibliometric analysis, presents a new measure of the quality of research in science and technology and outlines a procedure for using that measure to analyse scientific journals and research papers. Selected results of a pilot study of the implementation of the procedures are provided.


*By James B. MacAulay*

*Occasional E. or F. 27 pp.*

*Canada: \$5.00 a copy*

*Other Countries: \$6.00 a copy*

## SOCIAL ANALYTICAL STUDIES



89-502E


## ■ Divorce: Law and the Family in Canada

Facts, figures and analysis of the historical, social and legal aspects of divorce. This publication gives an historical overview of marriage and divorce in Canada from the early 1800's to the present. In addition, using a detailed statistical record of all Canadian divorces from 1969 to 1979 this book examines divorce in Canada during the 1970s in light of the revised Divorce Act.

*Occasional E. or F. 249 pp.*

*Canada: \$12.00 a copy*

*Other Countries: \$14.40 a copy*



89-503E

## ■ Women in Canada: A Statistical Report


This publication, using the most recent data available, is a valuable reference tool encompassing a wide range of issues of interest to Canadian women. One-hundred and fourteen tables reveal the changes that have been affected by women's growing participation in all aspects of Canadian society: family status, education, health, labour force participation, income and crime.

*Occasional E or F. 127 pp.*

*Canada: \$25.00 a copy*

*Other Countries: \$30.00 a copy*





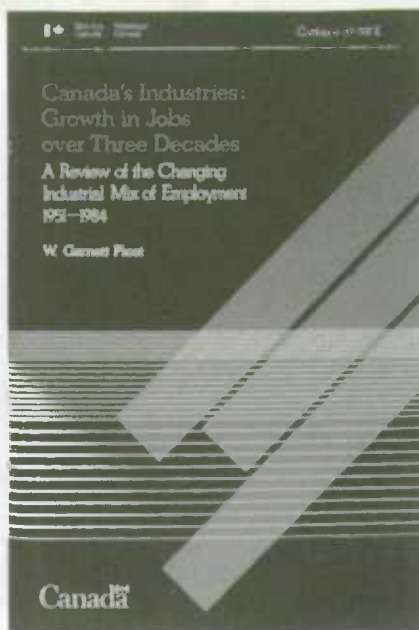
89-506

## ■ Longevity and Historical Life Tables

A total of 420 abridged life tables are supplied for Canada and the provinces at five year intervals from 1921 to 1981. Since the same method has been used to construct all the tables, comparisons can be made from one interval to the next. Mortality statistics are provided in 15 different categories such as Median and Mean Age at Death, Life Expectancy at Selected Ages, and Increase in Years in Life Expectancy. Charts effectively illustrate the most important results. An analytical text summarizes the important trends such as the phenomenal drop in Infant, Neonatal and Post-neonatal Death Rates – since 1921, infant mortality has been reduced by 90%.

The text deals briefly with an important demographic trend regarding longevity. Over the last 30 years, more people are surviving their early years and living into old age. At the same time, the number living past 90 has remained constant, suggesting there are limits to increases in life expectancy.

*Occasional Bilingual 215 pp*  
*Canada: \$20.00 a copy*  
*Other Countries: \$21.00 a copy*



89-507E

## ■ Canada's Industries: Growth in jobs over three decades 1951-1984


Which Canadian industries and sectors were responsible for creating the most jobs during the 1950's, 60's, 70's and early 80's and to what degree has this changed over time?

This is just one of the many questions addressed by the Statistics Canada report, *Canada's Industries: Growth in Jobs Over Three Decades*. The report reviews employment trends in Canada's industries and service sectors between 1951 and 1984, and provides general explanations as to why the mix of employment among industries has changed. What has happened to employment growth in the public sector? Which service-sector industries are providing the jobs? What causes the changing mix of employment among industries? To address these questions the report concentrates on two broad factors:

- changes in the demand for goods and services provided by various industries;
- variations among industries in the rate at which their productivity has increased

An introductory level discussion is presented on the importance of these factors. Data from a study employing input-output analysis are reworked to arrive at some conclusions as to the importance of the previously mentioned factors in the restructuring of industrial employment during the 1970's.

*Occasional E. or F. 109 pp.*  
*Canada: \$18.00 a copy*  
*Other Countries: \$19.00 a copy*



89-515

## ■ The Senior's Boom Dramatic Increases in Longevity and Better Prospects for Health

Recent dramatic improvements in longevity have taken place among Canada's seniors. At the same time, they have shown indications of improving their health practices. Thus, Canada's seniors have good prospects not only of living longer, but also of enjoying better overall health.

This is the message of *The Senior's Boom*, a thought-provoking book which offers innovative approaches to analyzing data on aging. It charts Statistics Canada's latest projections of what will happen as the baby boomers pass through their senior years, as well as exploring aspects of lifestyles that appear to promote better health among the elderly. With well-written text and 32 colourful charts, *The Senior's Boom* is an essential reference for Canadians who need a clear and concise review of aging in the 80's.

*Occasional Bilingual 140 pp*  
*Canada: \$9.95 a copy*  
*Other Countries: \$10.95 a copy*



## POPULATION ESTIMATES AND PROJECTIONS

91-001

### ■ Quarterly Estimates of Population for Canada and the Provinces

Estimated population of Canada and each province at the beginning of each quarter.

*Quarterly Bilingual Up to 10 pp.*  
Canada: \$6.00 a copy, \$24.00 a year  
Other Countries: \$7.00 a copy, \$28.00 a year

91-204

### ■ Estimates of Families for Canada and the Provinces

Number of families and average size of family by province; children in families by age group and activity.

*Annual Bilingual 30 pp.*  
Canada: \$15.00 a copy  
Other Countries: \$16.00 a copy

91-210


### ■ Postcensal Annual Estimates of Population by Marital Status, Age, Sex and Components of Growth for Canada and the Provinces, June 1, 1985, Vol. 3

This publication updates the 1981 Census of Population, providing a reliable profile by age, sex and marital status of the Canadian population. It also contains data by age and sex on the various components of population growth: births, deaths, immigration, emigration and interprovincial migration. Data on the number of marriages, divorces and new widowhoods provide an insight into the current structural changes in marital status.

*Annual Bilingual 102 pp.*  
Canada: \$22.00 a copy  
Other Countries: \$23.00 a copy

An invaluable publication for business planners, policy makers, the media, social scientists and members of the public interested in the future of Canada's population

*Occasional Bilingual 346 pp.*  
Canada: \$40.00 a copy  
Other Countries: \$50.00 a copy



91-524E

### ■ Current Demographic Analysis, Fertility in Canada: From Baby-boom to Baby-bust

Focuses on key issues and implications arising from the declining birth rate and changing attitudes towards child-bearing.

Vital issues explored include slower growth, the potential for a shrinking population and changes in the age structure – their effect on education, the labour force, consumer spending and social benefits; Late parenting, childlessness and their implications; Teenage pregnancy and out-of-wedlock births; Widespread sterilization and its impact; Motherhood and the working woman – can the demands of two jobs be reconciled? Population policies in an international perspective. Twenty-six graphics and 64 tables complement the analysis of these and numerous other related issues.

By A. Romaniuc  
*Occasional E or F 156 pp.*  
Canada: \$8.85 a copy  
Other Countries: \$10.60 a copy

91-520

### ■ Population Projections for Canada, Provinces and Territories, 1984-2006

This report describes recent, wide-ranging demographic developments, and the issues which they pose to present and future generations. What are the long-term implications of declines in the size of our population; of pronounced increases in the number and proportion of elderly Canadians? The report also projects the size of future consumer markets and annual population changes: births, deaths and net migration.



# How to order Statistics Canada publications

## **How to Subscribe to a Periodical Publication**

Many Statistics Canada publications issued periodically are subscribable. Within this catalogue such publications are identified as daily, weekly, monthly, quarterly, semi-annual or annual.

To subscribe, enter the subscription price in the "Price" column and an "s" in the "Issue Required" column of the order form provided. You will receive a copy of all new issues of the publications you have ordered as they are released during the next 12 months. It should be noted that your subscription will always begin with the next issue following receipt of an order. If an earlier issue is required, it should be ordered separately. In the case of annuals, you may wish to purchase separate copies of recently released titles.

## **How to Order a Single Issue of a Periodical Publication**

Clients sometimes choose to order a single issue of a periodical publication before subscribing for an entire year. To do so, enter the publication's "copy" price in the "Price" column of the order form. When we process your order, we will send you a copy of the latest issue published.

Inventories permitting, Statistics Canada will attempt to fill orders for earlier issues of publications. Please contact our Publication Sales and Services personnel to confirm price and availability.

## **How to Order a Single Copy of an Occasional, Biennial or Supplementary Publication**

Many Statistics Canada publications are issued only occasionally. When ordering these titles, simply indicate the applicable Canadian or Other Countries' price.

## **Payment**

All publication orders are payable to the Receiver General for Canada/ Publications. Payment may be made by cheque or money order. Existing clients may also charge their order to an established account; see order form for details.

Your remittance should be forwarded to:

Publication Sales and Services,  
Statistics Canada,  
Ottawa, Ontario.  
K1A 0T6  
Telephone: (613)993-7276  
Telex 053-3585

Number of pages indicated are approximate and can vary with each issue

Prices are subject to change without notice

All payments are to be made in Canadian funds or equivalent

## 02959





1010050171

## STATISTICS CANADA REGIONAL REFERENCE CENTRES

**Newfoundland and Labrador**  
Advisory Services  
Statistics Canada  
3<sup>rd</sup> floor  
Viking Building  
Crosbie Road  
St. John's, Newfoundland  
A1B 3P2  
Local calls: 772-4073  
Toll free service:  
Zenith 07037

**Maritime Provinces**  
Advisory Services  
Statistics Canada  
3<sup>rd</sup> floor  
Sir John Thompson Building  
1256 Barrington Street  
Halifax, Nova Scotia  
B3J 1Y6  
Local calls: 426-5331  
Toll free service:  
1-800-565-7192

**Quebec**  
Advisory Services  
Statistics Canada  
200 Dorchester Avenue  
Guy Favreau Complex  
suite 412 East Tower  
Montreal, Quebec  
H2Z 1X4  
Local calls: 283-5725  
Toll free service:  
1-800-361-2B31

**National Capital Region**  
Advisory Services  
Central Inquiries  
Statistics Canada, Lobby  
R.H. Coats Building  
Holland Avenue  
Ottawa, Ontario  
K1A 0T6  
Telex: 053-3585  
Local calls: 990-8116  
If outside the local calling  
area, please dial the toll  
free number for your  
province

**Ontario**  
Advisory Services  
Statistics Canada  
10<sup>th</sup> Floor  
Arthur Meighen Building  
25 St. Clair Avenue East  
Toronto, Ontario  
M4T 1M4  
Local calls: 973-6586  
Toll free service:  
1-800-268-1151

**Nipissing Region**  
Advisory Services  
Statistics Canada  
Civic Administration Centre  
225 Holditch Street  
Sturgeon Falls, Ontario  
P0H 2G0  
Local calls: 753-4888  
If outside the local calling area,  
please dial the toll free num-  
ber given for Ontario resi-  
dents.

**Manitoba**  
Advisory Services  
Statistics Canada  
6<sup>th</sup> Floor  
General Post Office Building  
266 Graham Avenue  
Winnipeg, Manitoba  
R3C 0K4  
Local calls: 949-4020  
Toll free service:  
1-800-282-8006

**Saskatchewan**  
Advisory Services  
Statistics Canada  
530 Midtown Centre  
Regina, Saskatchewan  
S4P 2B6  
Local calls: 780-5405  
Toll free service:  
1-800-667-3524

**Alberta and the  
Northwest Territories**  
Advisory Services  
Statistics Canada  
2<sup>nd</sup> Floor, Hys Centre  
11010 - 101 Street  
Edmonton, Alberta  
T5H 4C5  
Local calls: 420-3027  
Toll free service:  
1-800-222-6400  
N.W.T. - Call collect  
(403) 420-2011

**British Columbia and  
the Yukon**  
Advisory Services  
Statistics Canada  
3<sup>rd</sup> Floor  
Federal Building, Sinclair  
Centre  
757 West Hastings Street  
Vancouver, B.C. V6C 3C9  
Local calls: 666-3691  
Toll free service: South  
and Central B.C.  
112-800-663-1551  
Yukon and Northern B.C.  
Zenith 08913