

DOMINION BUREAU OF STATISTICS

DEPARTMENT OF TRADE AND COMMERCE, CANADA

PUBLICATIONS OF THE DOMINION BUREAU
OF STATISTICS

including

Reports, Bulletins, Press Releases, etc.


Reprinted from
THE CANADA YEAR BOOK 1946

Published by Authority of the Hon. James A. MacKinnon, M.P.
Minister of Trade and Commerce



OTTAWA
EDMOND CLOUTIER, C.M.G., B.A., L.Ph.,
PRINTER TO THE KING'S MOST EXCELLENT MAJESTY
CONTROLLER OF STATIONERY

1946



PUBLICATIONS OF THE DOMINION BUREAU OF STATISTICS

The Dominion Bureau of Statistics was set up by statute in 1918 as a central statistical department for Canada (8-9 Geo. V, c. 43).^{*} The Act was a consolidation of all previous statistical legislation and was based on the report of a Commission on Statistics, appointed in 1912, which recommended (1) a series of specific reforms and enlargements in Canadian statistics, and (2) a policy of statistical co-ordination for the Dominion, under central direction. In 1915, following the recommendations in this report, the office of Dominion Statistician was created but it was not until 1918 that the recommendations of the Commission were embodied in legislation.

The Dominion Bureau of Statistics is the largest publishing department of the Dominion Government: the subjects of its reports cover all phases of the national economy. Items in the vote of the Bureau, passed by Parliament each year, provide limited funds for the printing and processing of reports and bulletins. Reports printed from type are set up by the King's Printer, but the Bureau itself operates its own offset printing presses and all processed reports and bulletins are completely printed as well as published by the Bureau of Statistics.

The present policy with regard to the distribution of publications is based on sales to the public at actual cost of paper and presswork only; compilation, editing and other overhead costs are not included. The object is to extend the service to the public as widely as possible and so spread the compilation and overhead, which are the big items in total costs. A special subscription rate of \$30 per year entitles the subscriber to receive a copy of each publication as issued, with the exception of news bulletins. Other special rates are set for series of publications in related groups; these are referred to in the respective sections of the list below. This list, for convenience to the reader, is set up alphabetically, by subject, as follows:—

- | | | |
|-------------------------------------|---|---------------------------------------|
| 1. Administration | 6. Labour, Unemployment | 10. Trade |
| 2. Economic and Business Conditions | and Earnings | 11. Transportation and Communications |
| 3. Education | 7. Population | 12. General |
| 4. Finance | 8. Production | |
| 5. Justice | 9. Public Health and Welfare Institutions | |

Applications for reports should be sent to the Bureau of Statistics; they should indicate the individual publication or series of reports in which the applicant is interested and include the necessary remittance in the form of a cheque or money order made payable to the Receiver General of Canada, Ottawa.

1. ADMINISTRATION—

Annual Report of the Dominion Statistician. (Included in the Annual Report of the Department of Trade and Commerce, *Price 25 cents.*)

2. ECONOMIC AND BUSINESS CONDITIONS—

Business Statistics.—The Monthly Review of Business Statistics—a statistical summary with charts, text, and tables covering 1,600 factors on current economic conditions in Canada, *Price \$1 per year.* Special Supplements, *Price 25 cents each.*—Twelve Years of the Economic Statistics of Canada, 1919-30; Monthly Indexes of the Physical Volume of Business in Canada, 1919-32; Original Monthly Statistics of Chief Economic Importance, 1919-33; Recent Economic Tendencies in Canada, 1919-34; Economic Fluctuations in Canada During the Post-War Period, 1919-38.

Economic Conditions.—Economic Conditions in Canada in Elapsed Months of Current Year, *Price \$1 per year.*

^{*} Consolidated as the Statistics Act (c. 190, R.S.C., 1927).

3. EDUCATION—

Annual Survey of Education in Canada (1921-36), includes a bibliography of Canadian studies in education and a directory of Dominion and provincial associations in the field of education (since 1932) and an index of Canadian education periodicals (since 1934) (issues of 1921, 1923 and 1928-31 out of print), *Price 50 cents.*

Biennial Survey of Education in Canada (since 1936) published as three separate documents, viz.: (1) *Elementary and Secondary in Canada*, including a directory, bibliography and index of periodicals, *Price 50 cents.* (2) *Higher Education in Canada*, including enrolment, graduates and staff for the years since 1921, bibliography on higher education in Canada, *Price 35 cents.* (3) *Survey of Libraries in Canada*, listing the public, university and college, government, technical society and other special libraries with their addresses, size, etc., *Price 35 cents.*

SPECIAL EDUCATIONAL BULLETIN—Directory of Private Schools in Eight Provinces, 1944— shows addresses, *Price 25 cents.* *List of Public Secondary Schools in Canada, 1942—* shows addresses, *Price 50 cents.* *Health Education and Medical Services in Canadian Schools, 1941, Price 25 cents.* *Teachers' Salaries and Qualifications in Eight Provinces, 1944—"Qualifications" include certificates, experience, tenure, Price 25 cents.* *University and College Revenues, 1921-39—*Summary statistics showing trends over the 19-year period, *Price 15 cents.* *Museums in Canada, 1938—a first report on Canadian museums, including art galleries; includes a classified directory, Price 25 cents.*

NOTE.—Subscription price for all Education Branch publications, \$1 per year.

4. FINANCE—

NATIONAL WEALTH—

Annual reports on: *Estimates of the National Wealth of Canada, by Provinces, Industries, etc., 1933, Price 25 cents.*

NATIONAL ACCOUNTS—

The National Income of Canada, 1919-38, Part I. [A general analysis consisting of: (a) sections on the dimensions of national income, productive sources, types of payment, gainfully occupied, provincial distribution, monthly computation, disposal of family income, relation to other factors, other estimates, and international comparisons; (b) description of method, scope of enquiry and method of approach.] *Price 50 cents.* *Economic Status.* (Consists of an outline of Canada's national income, the productive sources of national income, income payments to individuals, and personnel.) (Reprint from "A Statistical Survey of Public Health in Canada".) *National Accounts—Income and Expenditure, 1938-45.* (Contains revised estimates of gross national product, gross national expenditure and personal income payments, also a description of the concepts involved and a summary of sources and methods used. Estimates of income distribution by income classes in 1942 are presented in an appendix.) *Price 50 cents.*

DOMINION PUBLIC FINANCE—

Dominion Income Tax Statistics, Price 25 cents.

The Public Debt of Canada, Dominion, Provincial, and Municipal, 1934, 1936, 1937, 1938, 1939 and 1940 (1935 out of print), Price 25 cents.

Numbers of Personnel and Salary Expenditures, by Months: 1925-31; 1932-34; 1935-36; 1937-39; 1940-41-42; 1943; 1944; 1945. Price 25 cents.

PROVINCIAL PUBLIC FINANCE—

Financial Statistics of Provincial Governments including special summaries and analyses—(a) 1921 to 1937 (1923, 1924 and 1927-31 out of print); (b) 1940-41, *Price 25 cents.*

MUNICIPAL FINANCE—

(1) *Statistics of Cities and Towns—*(a) *Urban Municipalities Having a Population of 10,000 and Over, 1919 and 1920; (b) 1925 to 1938 (1925 and 1928 out of print), Price 25 cents; (c) Urban Municipalities Having Populations of 3,000 to 10,000, 1919; (d) Urban Municipalities Having Populations of 1,000 to 3,000, 1920; (e) Urban Municipalities Having Populations of 5,000 and Over, and 1,000 to 5,000, 1922.*

(2) *Assessment Valuations; Analysis by Classes of Municipalities—*(a) 1919 to 1923; (b) 1924 to 1938, *Price 25 cents.*

(3) *Bonded Indebtedness by Classes of Urban and Rural Municipalities—1924 to 1938, Price 25 cents.*

(4) *Municipal Tax Levies and Receipts—Historical Analysis, 1913-38, Price 25 cents.*

4. FINANCE—concluded

MUNICIPAL FINANCE—concluded

- (5) *Manual of Instructions—Balance Sheets, Revenues and Expenditures and Other Accounting Statements of Municipal Corporations, Price 50 cents.* ✓
- (6) *Municipal Accounting Terminology, Price 25 cents.*

COMMERCIAL FINANCE

- (1) *Bank Debits—Monthly and Annual Reports of Cheques Cashied against Individual Accounts at the Clearing-House Centres of Canada, Analysis of Bank Debits, Price 50 cents per year.*
- (2) *Commercial Failures—Quarterly and Annual Reports, Price 50 cents per year.*

5. JUSTICE—

- Criminal Statistics—Annual Report (covering convictions, sentences, prison statistics, police statistics, pardons, appeals, commutations and executions), Price 50 cents.*
- Juvenile Statistics—Annual Report (covering all aspects of crime committed by persons who have not reached their sixteenth birthdays).*

6. LABOUR, UNEMPLOYMENT AND EARNINGS—

- (1) *Employment and Payrolls—Monthly and Annual Reports on Employment and Payrolls (with Index Numbers by Provinces, Economic Areas, Cities and Industries).*

7. POPULATION—continued**I. CENSUS—continued***(A) Report of the Seventh Census of Canada, 1921—continued*

Vol. IX. Institutions—Hospitals for the Sick—Type, bed capacity, facilities, movement of patient population, personnel, capital investment, maintenance, receipts and expenditures, etc. Mental Hospitals—Movement of patient population; their psychoses, age, nativity, racial origin, economic condition, conjugal condition, environment, literacy, religion, administration and personnel, etc. Charitable and Benevolent Institutions—Type, movement and population, finance, inmates, age, sex, administration and personnel, etc. Penitentiaries and Corrective and Reformatory Institutions—Inmates, offences, sentences, age, birthplace, citizenship, racial origin, previous employment, environment, educational status, conjugal condition, social habits, overseas service, administrative staff, receipts and expenditures. *Price, Cloth \$1, Paper 75 cents.*

Vol. X. Merchandising and Service Establishments—Retail merchandise trade showing number of stores, employment and wages, operating expenses, sales and stocks, by provinces, with tables in lesser detail for incorporated places of 1,000 population or over. *Price, Cloth \$1, Paper 75 cents.*

Vol. XI. Merchandising and Service Establishments—Similar information to that given in Vol. X for retail service and for wholesale establishments. Special sections dealing with chain stores, hotels and the distribution of manufacturers' sales. *Price, Cloth \$1, Paper 75 cents.*

7. POPULATION—continued

I. CENSUS—continued

(D) *Bulletins (reprinted) of the Eighth Census of Canada, 1941—concluded*

(9) *AGRICULTURE—Preliminary Bulletins (Price 10 cents each)—*

- (a) Number of Farms.—A series of preliminary bulletins on Number of Occupied Farms and of Fruit and Vegetable Farms, *Price 10 cents each.* (3) Manitoba, by Census Division and Municipality. (4) Saskatchewan, by Census Division and Municipality. (5) New Brunswick, by County and Parish. (6) Prince Edward Island, by County and Township. (8) Alberta, by Census Division and Municipality. (9) Ontario, by County and Township. (12) British Columbia, by Census Subdivision. (14) Quebec, by County. (18) Nova Scotia, by County and Subdivision. (22) Canada, by Province. (38) Quebec, by County and Local Subdivision.
- (b) Farm Areas and Values.—(54) Canada: Farm Values and Farm Areas, 1941 and Rent Paid, 1940. (75) Canada: Area and Condition of Occupied Farm Land, 1941.
- (c) Abandoned or Idle Farms.—(76) Canada: Abandoned or Idle Farms, 1941.
- (d) Farm Population and Workers.—(31) Canada: Number of Farm Workers. (45) Canada: Farm Population 1941, Weeks of Hired Labour and Wages Paid 1940.
- (e) Age of Farm Operators.—(72) Canada: Farm Operators Classified by Age Groups, 1941.
- (f) Live Stock.—Number and Value of Live Stock on Farms: (24) Prince Edward Island; (25) Manitoba; (26) Ontario; (27) New Brunswick; (28) British Columbia; (29) Nova Scotia; (30) Saskatchewan; (32) Alberta; (33) Quebec; (34) Canada. (58) Canada: Live Stock Bought, Born or Hatched, Sold Alive and Slaughtered on Farms, 1940.
- (g) Animal Products.—Animal Products of Farms, 1940: (39) Nova Scotia; (42) Prince Edward Island; (43) New Brunswick; (44) Manitoba; (46) British Columbia; (47) Alberta; (49) Ontario; (50) Saskatchewan; (56) Quebec; (66) Canada.
- (h) Field Crops.—Area of Field Crops, 1941: (10) Manitoba; (11) Ontario; (13) Prince Edward Island; (15) New Brunswick; (16) Alberta; (17) Saskatchewan; (19) Quebec; (20) British Columbia; (21) Nova Scotia; (23) Canada. Area, Production and Value of Field Crops, 1940, and Area, 1941: (77) New Brunswick; (78) Prince Edward Island; (79) British Columbia; (81) Manitoba; (82) Alberta; (83) Nova Scotia.
- (i) Fruit and Vegetables.—(1) The Number of Vegetable and Fruit Farms in Canada by Provinces. (2) and (7) The Number of Farms, the Number of Vegetable and Fruit Farms and the Acreage, Production and Value of Vegetables in certain Counties of the Province of Ontario. Area, Production and Value of Vegetables, 1940, and Area, 1941: (36) Ontario; (40) British Columbia; (53) Quebec; (57) New Brunswick; (60) Nova Scotia; (62) Prince Edward Island; (63) Manitoba; (64) Alberta; (65) Saskatchewan; (73) Canada. Fruits and Nursery Products, Value of Production, 1940: Number of Trees, 1941: (37) Ontario; (41) British Columbia; (55) Quebec; (59) New Brunswick; (61) Nova Scotia; (68) Prince Edward Island; (69) Manitoba; (70) Saskatchewan; (71) Alberta; (74) Canada.
- (j) Forest Products.—(35) Canada: Forest Products of Farms by Province, 1940. (80) Canada: Forest Products of Farms by County or Census Division, 1940.
- (k) Farm Indebtedness.—(52) Canada: Farm Mortgages, Agreements for Sale and Debts Covered by Liens, 1941.
- (l) Farm Machinery.—(67) Canada: Farm Machinery, 1941.
- (m) Size of Farm.—(48) Canada: Number of Occupied Farms by Size of Holding.
- (n) Tenure of Farm.—(51) Canada: Number of Occupied Farms by Tenure, 1941.
- (o) Type of Farm.—(84) Canada: Type of Farm, 1940.
- (p) Farm Revenues and Expenses.—(85) Canada: Gross Farm Revenues and Expenses, 1940.

7. POPULATION—concluded**I. CENSUS—concluded****II. INTERCENSAL ESTIMATES OF POPULATION****III. VITAL STATISTICS**

Annual Report on Vital Statistics of Canada, *Price \$1*. Preliminary Annual Report on Vital Statistics of Canada, *Price 25 cents*. Preliminary Quarterly Report on Vital Statistics of Canada, *Price \$1 per year*. Monthly Report of Births, Deaths and Marriages Registered in Cities, *Price \$1 per year*. A Study in Maternal, Infant and Neo-Natal Mortality, 1926-43, *Price 50 cents*. Annual Report on Divorce, *Price 25 cents*. Deaths from External Violence and Due to Motor Vehicle Accidents, *Price 25 cents*. Analytical Report No. 1, Census and Estimated Populations of Canada and the Provinces by Sex and Age Group, 1931-1945.

8. PRODUCTION—**I. ANNUAL SURVEY OF PRODUCTION**

Including and differentiating gross and net values of: (1) Primary Production (agriculture, forestry, fisheries, trapping, mining and electric power); (2) Secondary Production (general manufactures, custom and repair, and construction); and (3) Provincial and Per Capita Analyses, with explanation of method. The latest report covers the period from 1938 to 1943 on a comparable basis, *Price 25 cents*.

II. AGRICULTURE (*Subscription price for all publications of the Agricultural Branch, \$10 per year.*)

- (1) *General Publications*—(a) Quarterly Bulletin of Agricultural Statistics with Annual Index. The official record of current and comparable statistical data pertaining to agriculture, summarized largely from the current reports listed below, *Price \$1 per year*; (b) Reprinted from the Quarterly Bulletin of Agricultural Statistics: The influence of precipitation and temperature on wheat yields in the Prairie Provinces, 1921-1940; Net Farm Income, Canada, *Price 10 cents*; (c) Semi-annual Reports on Cash Income from the Sale of Farm Products, *Price 10 cents*; (d) Seasonal Reports on Farm Wages, *Price 10 cents*; (e) Annual Summary of Cold Storage Holdings, *Price 25 cents*; (f) Wholesale Stocks of Food Commodities in Canada in Cold and Common Storage, 1920-1939, *Price 25 cents*.
- (2) *Field Crops*—(a) Telegraphic Crop Reports, May-September, for the Prairie Provinces and for all Canada; (b) Periodic Crop Reports covering area, quality, yield and value of principal field crops and carry-over stocks of Canadian grains, *Price \$2 per year*; (c) Seasonal Reports on the Tobacco Crop with estimates of area, yield and value, *Price 10 cents each*.
- (3) *Grain and Grain Products*—(a) Annual Report on the Grain Trade of Canada, *Price 50 cents*; (b) Monthly Review of the Wheat Situation, *Price \$1 per year*; (c) Quarterly Review of Canadian Coarse Grains, *Price \$1 per year*; (d) Weekly Report on Supplies and Movement of Canadian Grain, *Price \$2 per year*; (e) Monthly Report on Milling Statistics, *Price 50 cents per year*; (f) Location of Flour and Feed Mills with Capacity, annual, *Price \$1*; (g) World Trade in Barley, 1927-1937, *Price 50 cents*.
- (4) *Live Stock and Animal Products*—(a) Annual Report on Live Stock and Animal Products Statistics, *Price 50 cents*; (b) June and December Surveys of Live Stock and Poultry, *Price 10 cents each*; (c) Annual Estimates of the Consumption of Meats, *Price 10 cents*; (d) Monthly Report on Cold Storage Holdings of Meat and Lard, *Price \$1 per year*.
- (5) *Dairy and Poultry Products*—(a) Annual Report on Dairying Statistics of Canada, *Price 25 cents*; (b) Monthly Dairy Review of Canada, *Price \$1 per year*; (c) Annual Report on the Production of Poultry and Eggs, *Price 25 cents*; (d) Annual Report on Dairy Factories Statistics, *Price 25 cents*; (e) Annual Report on the Production of Processed Cheese, *Price 10 cents*; (f) Fluid Milk Sales and Distribution, Annual Report, *Price 10 cents*; (g) Monthly Report on Cold Storage Holdings of Dairy and Poultry Products, *Price \$1 per year*; (h) Advance Preliminary Statement, monthly, of Stocks of Butter, Cheese and Eggs in the Principal Cities of Canada, *Price 50 cents per year*; (i) Annual Review on the Dairy Situation in Canada.

8. PRODUCTION—continued

II. AGRICULTURE—concluded

- (6) *Fruit and Vegetables*—(a) Monthly Condition Reports (seasonal) with Preliminary Estimates of Fruit Production, *Price \$1 per year*; (b) Monthly Reports on Cold Storage Stocks of Fruits and Vegetables, *Price \$1 per year*.
- (7) *Honey, Sugar and Maple Products*—(a) Seasonal Reports on the Production and Marketing of Honey, *Price 10 cents*; (b) Monthly Reports on Sugar Production with Annual Summary, *Price \$1 per year (not available for general distribution)*; (c) Annual Report on Maple Products, *Price 10 cents*.

III. FURS

Advance Reports on Fur Farms—four reports are issued covering: (1) Maritimes and Ontario, (2) Quebec, (3) Prairie Provinces and British Columbia, (4) Canada, *Price 10 cents per report*. Annual Report on Fur Farms, *Price 25 cents*. The Anticipated Pelt Production of Fur Farms, Canada, *Price 10 cents*. Advance Bulletin on Statistics of the Production of Raw Furs, *Price 10 cents*. Annual Bulletin on the Production of Raw Furs, *Price 25 cents*. List of Fur Farmers in Western Canada, 1943, *Price \$1*. List of Fur Farmers in Eastern Canada (except Quebec), 1943, *Price \$1*. List of Fur Farmers in Quebec, 1943, *Price \$1*.

[NOTE.—The above list is also published separately by individual provinces, *Price 25 cents each*.]

IV. FISHERIES

Annual Report on Fisheries Statistics, *Price 50 cents*. Advance Bulletins on Fish Caught and Marketed, by Provinces, *Price 10 cents each*; Prince Edward Island, Nova Scotia, New Brunswick, Quebec, Ontario, The Prairie Provinces and Yukon, British Columbia, Canada. Monthly Reports on Cold Storage Holdings of Fish, *Price \$1 per year*.

V. FORESTRY

Annual Summary of the Value, etc., of Forest Production (includes operations in the woods for sawmills, shingle mills, pulp and paper mills, etc., production of mining timber, production of poles and cross ties, and farm production of firewood, posts, etc.), *Price 25 cents*.

[See also Reports on Manufactures of Forest Products listed under "Manufactures", Section VII, Subsection (5).]

VII, Subsection (5).]

VI. MINERAL PRODUCTION (MINING AND METALLURGY)

NOTE.—Subscription price for all Mines, Metallurgical and Chemical Reports [including Reports under groups (7), (8), (9) and (10)], pp. 1159-1169.] *\$16 per year*.

- (1) *General*—(a) Annual Report on the Mineral Production of Canada (1939, 1940, 1941 and 1942 now available), *Price \$1*; (b) Preliminary Report on the Mineral Production of Canada, 1944, *Price 25 cents*; (c) Monthly Reports on Lending Minerals—reports on gold, copper-nickel, silver-lead-zinc, clay products, petroleum and natural gas, asbestos, cement and salt. *Yearly subscription, \$1 per report*.

- (2) *Coal*—(a) Annual Report on Coal Statistics for Canada (1939, 1940, 1941, 1942 and 1943 now available), *Price 50 cents*; (b) Monthly Summary Report on Coal and Coke Statistics for Canada, *Price \$1 per year*.

- (3) *Annual Bulletins on Mining—Metals*—The Gold-Mining Industry in Canada (including alluvial gold mining, auriferous quartz mining, copper-gold-silver mining, and tables showing Canadian and world production of gold), *Price 50 cents*. The Silver-Mining Industry in Canada (including silver-cobalt-arsenic mining and silver-lead-zinc mining), *Price 25 cents*. The Nickel-Copper Mining, Smelting and Refining Industry, *Price 25 cents*. The Non-Ferrous Smelting and Refining Industry, *Price 25 cents*.

Non-Metals—Abrasives, *Price 15 cents*; Asbestos, *Price 25 cents*; Feldspar and Quartz, *Price 25 cents*; Gypsum, *Price 25 cents*; Iron oxides, *Price 15 cents*; Natural Gas, *Price 25 cents*; Petroleum, Crude, *Price 25 cents*; Salt, *Price 25 cents*; Talc and Soapstone, *Price 15 cents*; Miscellaneous Non-Metallic Minerals (including barytes, fluorspar, magnesium sulphate, mineral waters, moss, peat, phosphate, silica brick, sodium carbonate, sodium sulphate), *Price 25 cents*.

Structural Materials—The Cement Industry, *Price 25 cents*; Clay and Clay Products, *Price 25 cents*; Lime, *Price 25 cents*; Sand and Gravel, *Price 25 cents*; Stone, *Price 50 cents*.

The Complete Mining Series of Reports (with the exception of Coal), *Price \$7*.

[See also Reports on Iron and Steel and Their Products, Manufactures of Non-Ferrous Metals, Manufactures of Non-Metallic Minerals, and Chemicals and Allied Products listed under "Manufactures", Section VII, Subsections (7), (8), (9) and (10).]

8. PRODUCTION—continued

VII. MANUFACTURES

NOTE.—For publications on water-power and electrical station statistics, see under heading: "Electric Stations", p. 1159.

- (1) *General*—General Report on the Manufacturing Industries of Canada, *Price 50 cents*. Geographical Distribution of the Manufacturing Industries of Canada, *Price 25 cents*; also Reports for the Provinces and Leading Cities, *Price 25 cents each*: Quebec, Ontario, British Columbia, Prairie Provinces, and Maritime Provinces. Quantity of Manufacturing Production in Canada, 1923-29; Weekly Earnings of Male and Female Wage-Earners Employed in the Manufacturing Industries of Canada, *Price 25 cents*. List of Manufacturing Establishments Employing 50 Hands or More, 1941, *Price \$5*. List of Manufacturing Establishments Employing 200 Hands or More, 1943, *Price \$5*.
 - (2) *Manufactures of Vegetable Products*—General Report (biennial) on Manufactures of Vegetable Products, *Price 50 cents*. Annual bulletins as follows: (a) Miscellaneous Food including Coffee, Tea and Spices, *Price 25 cents*; (b) Fruit and Vegetable Preparations including Canning, Evaporating and Preserving, and Pickles, Sauces, Vinegar and Cider, *Price 25 cents*; (c) Flour and Feed Mill Products, *Price 25 cents*; (d) Bread and Other Bakery Products, *Price 25 cents*; (e) Biscuits and Confectionery, including Cocoa and Chocolate, *Price 25 cents*; (f) Macaroni, Vermicelli, etc., *Price 15 cents*; (g) Distilled Liquors, *Price 25 cents*; (h) Breweries, *Price 25 cents*; (i) Wine, *Price 25 cents*; (j) Rubber Industry (including rubber footwear), *Price 25 cents*; (k) Prepared Breakfast Foods, *Price 15 cents*; (l) Sugar Refineries, *Price 25 cents*; (m) Tobacco Products, *Price 25 cents*; (n) Vegetable Oil Mills, *Price 15 cents*; (o) Canned Foods, *Price 25 cents*; (p) Ice Cream, *Price 15 cents*; (q) Puck of Fruits and Vegetables (preliminary), *Price 10 cents*; (r) Aerated Waters, *Price 15 cents*; (s) Stock and Poultry Foods, *Price 25 cents*; (t) Stocks of Unmanufactured Tobacco on Hand, (quarterly report), *Price 50 cents*; (u) Stocks of Canned Fruits and Vegetables, (quarterly report), *Price 50 cents*.
 - (3) *Animal Products and Their Manufactures*—Annual Reports as follows: The Dairy Factory Industry, *Price 25 cents*. Advance Report on Production of Dairy Factories, *Price 10 cents*. Annual bulletins: (a) Slaughtering and Meat Packing and Sausage and Sausage Casings, *Price 25 cents*; (b) Processed Cheese, *Price 10 cents*; (c) Leather Tanneries, *Price 25 cents*; (d) Miscellaneous Leather Goods, Leather Belting, Leather Boot and Shoe Findings, *Price 25 cents*; (e) Leather Boots and Shoes, *Price 25 cents*; (f) Leather Gloves and Mittens, *Price 20 cents*; (g) Fur Goods and Fur Dressing, *Price 25 cents*. Monthly bulletin on Boot and Shoe Production, *Price \$1 per year* (including annual).
- (See also Reports on Live Stock, etc., listed under "Agriculture".)
- (4) *Textile and Allied Industries* (Biennial)—General Report on the Textile Industries of Canada, *Price 50 cents*. Annual Bulletins as follows: (a) Cotton Textiles (cloth, yarn, thread and waste), *Price 35 cents*; (b) Woollen Textiles (cloth, yarn, waste, carpets, and woollen goods, n.e.s.), *Price 35 cents*; (c) The Silk and Artificial Silk Industry, *Price 25 cents*; (d) Men's Factory Clothing, including men's furnishings, *Price 25 cents*; (e) Women's Factory Clothing, *Price 25 cents*; (f) Hats and Caps, *Price 25 cents*; (g) Hosiery and Knitted Goods, *Price 25 cents*; (h) Oiled Clothing and Waterproofs, *Price 15 cents*; (i) Cordage, Rope and Twine, *Price 25 cents*; (j) Corsets, *Price 15 cents*; (k) Cotton and Jute Bags, *Price 15 cents*; (l) Dyeing and Finishing of Textiles, *Price 15 cents*; (m) Awnings, Tents and Sails, *Price 15 cents*.
 - (5) *Manufactures of Forest Products*—Printed Reports, *Price 50 cents each*: (a) The Lumber Industry, 1938-39; (b) The Pulp and Paper Industry, 1938-39; (c) Wood-Using Industries, 1934-36; (d) Paper-Using Industries, 1934-37. Annual bulletins: (a) The Lumber Industry, *Price 35 cents*; (b) The Pulp and Paper Industry, *Price 30 cents*; (c) Wood-Using Industries (Summary), *Price 35 cents*. Annual Preliminary Reports on Wood-Using Industries: (a) Planing Mills, Sash and Door Factories, *Price 20 cents*; (b) Veneers and Plywoods, *Price 15 cents*; (c) Hardwood Flooring, *Price 15 cents*; (d) Furniture, *Price 15 cents*; (e) Boxes, Baskets and Crates, *Price 15 cents*; (f) Carriages, Sleighs and Vehicle Supplies, *Price 15 cents*; (g) Cooperage, *Price 10 cents*; (h) Coffins and Caskets, *Price 10 cents*; (i) The Wooden Refrigerator Industry, *Price 10 cents*; (j) Boat Building, *Price 10 cents*; (k) Lasts, Trees and Shoe Findings, *Price 10 cents*; (l) Handles, Spools and Woodturning, *Price 10 cents*; (m) Wooden-ware, *Price 10 cents*; (n) Excelsior, *Price 10 cents*; (o) Beekeepers' and Poultrymen's Supplies, *Price 10 cents*; (p) Miscellaneous Wood-Using Industries, *Price 10 cents*. Annual Preliminary Reports on Paper-Using Industries: (a) The Printing Trades (comprising the following industries: Printing and Publishing; Printing and

8. PRODUCTION—continued

VII. MANUFACTURES—continued

Bookbinding; Lithographing; Engraving, Stereotyping and Electrotyping; Trade Composition; and Blue Printing), *Price 55 cents*; (b) Paper Boxes and Bags, *Price 25 cents*; (c) Roofing Paper, *Price 10 cents*; (d) Miscellaneous Paper Goods, *Price 10 cents*. Monthly bulletins: (a) Asphalt Roofing Production and Domestic Sales, *Price 10 cents per copy, or 50 cents per year*; (b) Production, Shipments and Stocks on Hand of Sawmills, *Price 25 cents per copy, or \$2 per year*.

NOTE.—Subscription price for all Forestry publications \$5 per year.

- (6) *Electric Stations*—(a) Annual Report on Central Electric Stations in Canada, *Price 25 cents*; (b) Report on Index Numbers of Electric Light Rates, *Price 25 cents*; (c) Report on use of Electric Energy in Industries, *Price 25 cents*; (d) Monthly Report on Output of Central Electric Stations, *Price 50 cents per year*. Subscription price for all Central Electric Station reports, \$1 per year.
- (7) *Iron and Steel and Their Products*—Biennial Report, *Price 50 cents*. Annual bulletins as follows: Preliminary Summary on the Iron and Steel Industry, *Price 15 cents*. (a) Primary Iron and Steel, *Price 25 cents*; (b) Iron Castings, *Price 25 cents*; (c) Heating and Cooking Apparatus, *Price 25 cents*; (d) Boilers, Tanks and Plate-work, *Price 25 cents*; (e) Farm Implements and Machinery, *Price 25 cents*; (f) Automobile parts and Accessories, *Price 25 cents*; (g) Automobile Statistics for Canada, *Price 50 cents*; (h) Railway Rolling-Stock, *Price 25 cents*; (i) Wire and Wire Goods, *Price 25 cents*; (j) Sheet Metal Products, *Price 25 cents*; (k) Hardware, Tools and Cutlery, *Price 25 cents*; (l) Bridge Building and Structural Steel, *Price 25 cents*; (m) Machinery, *Price 25 cents*; (n) Bicycles, *Price 15 cents*; (o) Shipbuilding, *Price 15 cents*; (p) Aircraft, *Price 15 cents*; (q) Miscellaneous Iron and Steel Products, *Price 25 cents*; (r) Iron and Steel and Their Products (final summary), *Price 10 cents*. Commodity bulletins on the production of pig-iron, steel, washing machines, cream separators, warm air furnaces, galvanized sheets, wire nails, wire rope and cable, steel wire, wire fencing, stoves, etc. Monthly Reports: (a) Pig-Iron, Steel, and Ferro-Alloys, *Price \$1 per year*; (b) Steel Ingots, *Price \$1 per year*; (c) Automobiles, *Price \$1 per year*; (d) Domestic Washing Machines, *Price \$1 per year*; (e) Primary Iron and Steel, *Price \$1 per year*; (f) Steel Wire, *Price \$1 per year*; (g) Nails, Tacks and Staples, *Price \$1 per year*; (h) Wire Fencing, *Price \$1 per year*. Quarterly Report on Galvanized Sheets, *Price \$1 per year*.
- (8) *Manufactures of Non-Ferrous Metals*—Biennial Report, *Price 50 cents*. Annual bulletins as follows: (a) Aluminum Products, *Price 15 cents*; (b) Brass and Copper Products, *Price 25 cents*; (c) White Metal Alloys, *Price 25 cents*; (d) Jewellery and Silverware, *Price 25 cents*; (e) Electrical Apparatus and Supplies, *Price 50 cents*; (f) Miscellaneous Non-Ferrous Metal Products, *Price 15 cents*; (g) Non-Ferrous Smelting and Refining, *Price 25 cents*; (h) Manufactures of Non-Ferrous Metals (final summary), *Price 15 cents*. Commodity bulletins on the production of batteries, silverware, vacuum cleaners, electric motors and generators, electric transformers, incandescent lamps, etc. Monthly Reports: (a) Electric Refrigerators, *Price \$1 per year*; (b) Radio Receiving Sets, *Price \$1 per year*; (c) Dealers' Non-Ferrous Scrap, *Price \$1 per year*; (d) Ingot Makers' Scrap, *Price \$1 per year*; (e) Factory Sales of Electric Storage Batteries, *Price \$1 per year*.
- (9) *Manufactures of Non-Metallic Minerals*—Biennial Report, *Price 50 cents*. Annual bulletins as follows: Preliminary Summary on Manufactures of Non-Metallic Minerals, *Price 10 cents*—(a) The Asbestos Mining Industry and the Asbestos Products Industry, *Price 25 cents*; (b) The Cement Industry, *Price 25 cents*; (c) Coke and Gas, *Price 25 cents*; (d) Glass (blown, cut, and ornamental, etc.), *Price 15 cents*; (e) Gypsum Mining and Gypsum Products Industry, *Price 25 cents*; (f) Lime, *Price 25 cents*; (g) Petroleum Products, *Price 50 cents*; (h) Clay and Clay Products, *Price 25 cents*; (i) Salt, *Price 25 cents*; (j) Sand-Lime Brick, *Price 15 cents*; (k) Stone (primary and manufactures), *Price 50 cents*; (l) Abrasives, *Price 15 cents*; (m) Miscellaneous Non-Metallic Mineral Products (including carbon electrodes—gypsum products—mica products—non-metallic minerals, n.e.s.), *Price 15 cents*. Non-Metallic Mineral Products (final summary), *Price 15 cents*. Special Report on the Consumption of Coke in Canada, *Price 25 cents*. Monthly Report on Coal and Coke Statistics, *Price \$1 per year*. Monthly Report on Concrete Building Bricks, Blocks and Cement Pipe, *Price \$1 per year*. Commodity Bulletins on (a) Gypsum Products; (b) Pack Wool, etc., *Price \$1 per year*.
- (10) *Chemicals and Allied Products*—Biennial Report, *Price 50 cents*. Annual bulletins as follows: Preliminary Summary on Chemicals and Allied Products, *Price 15 cents*—(a) Coal Tar Distillation, *Price 15 cents*; (b) Acids, Alkalis and Salts, *Price 15 cents*; (c) Compressed Gases, *Price 15 cents*; (d) Fertilizers, *Price 15 cents*; (e) Medi-

8. PRODUCTION—concluded**VII. MANUFACTURES—concluded**

cial and Pharmaceutical Preparations, *Price 25 cents*; (f) Paints, Pigments and Varnishes, *Price 25 cents*; (g) Soaps, Washing Compounds and Cleaning Preparations, *Price 25 cents*; (h) Toilet Preparations, *Price 25 cents*; (i) Inks, *Price 15 cents*; (j) Adhesives, *Price 15 cents*; (k) Polishes and Dressings, *Price 15 cents*; (l) Hardwood Distillation, *Price 15 cents*; (m) Miscellaneous Chemical Products (including boiler compounds—plastics—insecticides—sweeping compounds—disinfectants—matches—dyes and colours—chemical products, *n.e.s.*), *Price 15 cents*. Chemicals and Allied Products (final summary), *Price 15 cents*. Commodity bulletins on Sulphuric Acid, Ammonium Sulphate, etc. Special Report—Fertilizer Trade in Canada, *Price 25 cents*; Directory of Chemical Industries in Canada as of Jan. 1, 1938, *Price \$1*; Consumption of Chemicals in Municipal Waterworks in Canada, 1942 and 1943, *Price 25 cents*. Monthly Reports on Sales of Paints, Varnishes and Lacquers, *Price \$1 per year*.

- (11) *Miscellaneous Manufactures*—General Report, *Price 25 cents*. Annual Bulletins as follows: (a) Brooms, Brushes and Mops, *Price 15 cents*; (b) Musical Instruments (including pianos, organs and phonographs) and Musical Instrument Materials and Parts, *Price 15 cents*; (c) Buttons, *Price 15 cents*; (d) Bed Springs and Mattresses, *Price 15 cents*; (e) Sporting Goods, *Price 15 cents*.

VIII. CONSTRUCTION

Monthly and Annual Report on Building Permits, *Price \$1 per year*. Annual Report, separately, *Price 25 cents*. Annual Report on the Construction Industry in Canada, *Price 25 cents*. Preliminary Report on Construction, *Price 25 cents*.

Housing—Annual Report on Housing Statistics, 1945, by Dwelling Units, Type of Buildings and Type of Construction, *Price 25 cents*; Annual Supplement to Housing Statistics, *Price 25 cents*; Monthly Reports of New Housing Construction, *Price 10 cents per copy*. Subscription price for all Housing reports, *\$1 per year*.

9. PUBLIC HEALTH AND WELFARE INSTITUTIONS—

- (1) Annual Report on Mental Institutions, 1944, *Price 25 cents*. (2) Directory of Hospitals, 1945, *Price 50 cents*. (3) Annual Report on Hospitals for the Sick, 1944, *Price 25 cents*. (4) Annual Report on Tuberculosis Institutions, 1944, *Price 25 cents*. (5) List of Hospitals Operating in Canada, 1944, *Price 25 cents*.

10. TRADE—**I. EXTERNAL TRADE—****1. IMPORTS AND EXPORTS**

- (a) *Monthly Trade Summaries*—E.T.P.B. No. 1, Trade of Canada (totals), by Months, Four Calendar Years (comparative); No. 2, Monthly Summary of Canadian Exports, by Principal Commodities (comparative); No. 3, Monthly Summary of Canadian Imports by Principal Commodities (comparative); No. 4, Monthly Summary of Canadian Exports by Principal Countries (comparative); No. 5, Monthly Summary of Canadian Imports by Principal Countries (comparative).

Price for each series, 10 cents per copy, \$1 per year. Price for all series \$3 per year.

- (b) Quarterly Report of the Trade of Canada: (1) Imports of Commodities from each Country, (2) Exports of Commodities to each Country.

Price for each series, 25 cents per copy, \$1 per year.

- (c) Annual Report of the Trade of Canada—Vol. I, Historical Tables, Summaries and Analyses, Calendar Years 1942, 1943 and 1944; Vol. II, Exports—Commodities by Countries in Detail, Calendar Years 1942, 1943 and 1944; Vol. III, Imports—Commodities by Countries in Detail, Calendar Years 1942, 1943 and 1944.

Price \$2 per volume or \$5 for three volumes in any year.

- (d) Monthly Report of the Trade of Canada—(1) Imports of Commodities by Countries; (2) Exports of Commodities by Countries.

Price for each series \$3 per year; or \$5 for the two publications.

- (e) *Monthly Commodity Bulletins*—E.T.P.B. No. 103, Imports of Rubber; No. 104, Exports of Rubber and Insulated Wire Cable; No. 111, Imports of Paints and Varnishes; No. 113, Imports of Lumber; No. 114, Exports of Lumber; No. 117, Imports of Farm Machinery and Implements; No. 118, Exports of Farm Implements and

10. TRADE—concluded.

1. EXTERNAL TRADE—concluded

1. IMPORTS AND EXPORTS—concluded

Machinery; No. 119, Imports of Pulp, Wood Pulp and Paper; No. 120, Exports of Pulpwood, Wood Pulp and Paper; No. 207, Imports of Stoves, Sheet Metal Products and Refrigerators; No. 208, Imports and Exports of Vegetable Oils; No. 210, Imports and Exports of Wire of Iron and Steel.

Price of each bulletin 10 cents per copy, \$1 per year.

2. BALANCE OF INTERNATIONAL PAYMENTS, CAPITAL MOVEMENTS AND INTERNATIONAL INVESTMENTS

(a) *Annual Reports*—The Canadian Balance of International Payments, Revised Statements, 1926-43, Preliminary Statement, 1944, and British and Foreign Investments in Canada and Canadian Investments Abroad, 1926-39, *Price 25 cents*. British and Foreign Direct Investments in Canada and Canadian Direct Investments Abroad, 1937, *Price 50 cents*.

✓ (b) *Monthly Report*—Sales and Purchases of Securities between Canada and Other Countries, *Price \$1 per year, single copies 10 cents*.

(c) *Special Report*—The Canadian Balance of International Payments—A Study of Methods and Results (printed), *Price \$1*.

3. TOURIST TRADE

(a) *Annual Report*, *Price 25 cents*. (b) *Monthly Statement by Ports of Highway Traffic at Canadian Border Points*, *Price \$1 per year, single copies 10 cents*.

II. INTERNAL TRADE—

1. RETAIL AND WHOLESALE TRADE (See Vols. X and XI under "*Report of the Seventh Census*", p. 1152.):—

(a) *Census of Merchandising and Service Establishments, 1931*.

(b) *Census of Merchandising and Service Establishments, 1941 (Final Reports)*—Rotaprint bulletins giving summary results of the 1941 Census as follows: Retail Merchandise Trade in Canada, 1941, *Price 25 cents*. Separate reports for each province, *Price 25 cents*. Retail Service Establishments in Canada, *Price 25 cents*. Hotel Statistics, *Price 25 cents*. Sales Finance Companies in Canada, *Price 25 cents*. Commodity Retail Sales in Canada, *Price 25 cents*. Wholesale Trade in Canada and the Provinces, *Price 25 cents*. Food Chains in Canada, *Price 25 cents*. Drug Store Chains, *Price 25 cents*. Variety Store Chains, *Price 25 cents*. Advertising Agencies in Canada, *Price 10 cents*. Women's Clothing Stores in Canada, *Price 25 cents*. Men's and Boys' Clothing and Furnishings Stores in Canada, *Price 25 cents*. Food Retailing in Canada, *Price 25 cents*. Shoe Retailing in Canada, *Price 25 cents*. Drug Retailing in Canada, *Price 25 cents*.

(c) *Annual Reports*—Motion Picture Theatres, *Price 25 cents*. Power Laundries and Cleaning and Dyeing Establishments, *Price 25 cents*. Sales of Farm Implements and Equipment, *Price 25 cents*. Retail Merchandise Trade in Canada and the Provinces, *Price 25 cents*. Retail Chains in Canada, *Price 25 cents*. Food Chains in Canada, *Price 25 cents*. Drug Chains in Canada, *Price 25 cents*.

(d) *Warehousing*—Revenues, Expenses, Employees, etc. (Annual Report).

(e) *Monthly Reports*—Monthly Indexes of Wholesale Sales, Monthly Indexes of Retail Sales, Monthly Indexes of Country General Store Sales, Current Trends in Food Distribution. Monthly Financing of Motor Vehicle Sales, Stocks of Raw Hides and Skins in Canada. *Price \$1 per year for each publication*.

(f) *Special Reports*—Consumer Market Data, 1941.—A special compilation based primarily upon the results of the 1941 Census and bringing together figures on population, housing, agriculture, industry and trade in a convenient form for purposes of marketing analysis, *Price \$1*. Summary of Monthly Indexes of Retail Sales, 1944, *Price 25 cents*. Summary of Monthly Indexes of Wholesale Sales, 1935-1943, *Price 25 cents*. Advertising Agencies in Canada, 1944, *Price 10 cents*. Operating Results of Unincorporated Retail Stores, 1944.—6 bulletins each selling for 25 cents: Bulletin No. 1 covering Hardware Stores, Furniture Stores, Household Appliance and Radio Stores. Bulletin No. 2 covering Grocery Stores, Combination Stores,

10. TRADE—concluded**11. INTERNAL TRADE—concluded**

Meat Market Stores, Fruit and Vegetable Stores, Confectionery Stores. Bulletin No. 3 covering Men's Clothing Stores, Women's Ready-To-Wear Stores, Family Clothing Stores, Family Shoe Stores. Bulletin No. 4 covering Country General Stores, General Merchandise and Dry Goods Stores. Bulletin No. 5 covering Restaurants, Drug Stores, Jewellery Stores, Tobacco Stores, Coal and Wood Distributors. Bulletin No. 6 covering Motor Vehicle Dealers, Garages, Filling Stations.

2. PRICES STATISTICS

Annual Report—Prices and Price Indexes, 1913-1943, Price 25 cents.

Semi-Annual Reports—World Price Movements—Wholesale and Cost of Living, Price 25 cents a year.

Tri-Annual—Price Index Numbers of Commodities and Services Used by Farmers—January, April and August.

Monthly Reports—Price Movements in Canada (Preliminary). Index Numbers of Wholesale Prices and Cost of Living in Canada—Security Prices, Price \$1 per year.

Special Reports—Cost-of-Living Quiz. Revised Explanation and Description of the Dominion Bureau of Statistics Cost-of-Living Index.

3. LIQUOR CONTROL

Annual Report on the Control and Sale of Alcoholic Beverages, Price 50 cents.

11.—TRANSPORTATION AND COMMUNICATIONS—

(1) *Railways and Tramways—Annual Reports: (a) Railway Statistics, Price 50 cents; (b) Electric Railway Statistics, Price 25 cents; (c) Location of Railway Mileages, Price 10 cents; (d) Summary of Monthly Railway Traffic Reports, Price 25 cents; (e) Canadian National Railways, 1923-1943, Price 20 cents; (f) Canadian Pacific Railway, 1923-1943, Price 25 cents. Monthly Reports: (a) Railway Revenues, Expenses, Incomes and Operating Statistics, Price 50 cents per year; (b) Freight Traffic of Railways, Price 50 cents per year. Weekly Report: Car Loadings of Revenue Freight, Price \$1-50 per year. Special Report: Index Numbers of Railway Freight Rates, 1913-1938, Price 25 cents. Subscription price for all Railway reports, \$5 per year.*

(2) *Express—Annual Report on Express Statistics, Price 25 cents.*

(3) *Telegraphs—Annual Report on Telegraph Statistics, Price 10 cents.*

(4) *Telephones—Annual Report on Telephone Statistics, Price 25 cents.*

(5) *Water Transportation—Annual Report on Canal Statistics (1944 latest), Price 25 cents.*

(6) *Shipping—Annual Report of Arrivals and Departures of Vessels for Canadian Ports (1944 latest), Price 25 cents.*

(7) *Highways and Motor Vehicles—Annual Reports: (a) The Highway and the Motor Vehicle in Canada (covers mileage open for traffic, annual expenditures and highway debt, registrations, revenues derived from licences and taxes, and accidents), Price 25 cents; (b) Motor Carriers, Price 10 cents.*

(8) *Civil Aviation—Monthly Report—Operating Statistics (starting 1941), Price \$1-50 per year. Annual Report, Price 25 cents.*

(9) *Transit Systems—Monthly Report—Vehicle Miles, Passengers Carried, Revenues, Fuel Consumption, Urban and Interurban.*

NOTE.—Subscription price for all Transportation and Communications publications, \$5 per year.

12. GENERAL—

OMNIBUS' REPORTS

- (1) *The Canada Year Book*—The official statistical annual of the physiography, resources, history, institutions, and social and economic conditions of the Dominion, with a statistical summary of the progress of Canada, maps, diagrams, etc. Price \$2.
- (Issues of the Canada Year Book for 1920, 1921, 1924, 1926, 1929, 1930, 1931, and 1940 are available, Price \$1.50.)


Reprints from the Canada Year Book—Agriculture in Canada, Price 10 cents; Democratic Functioning of the Press, Price 10 cents; Banking and Exchange, Price 10 cents; Currency, Price 10 cents; Canada's Part in the Relief and Rehabilitation of the Occupied Territories, Price 10 cents; The Development of the Canadian Constitution, Price 15 cents; The Flora and Fauna of Canada, Price 15 cents; Effects of the War on Canadian Fisheries, Price 10 cents; Forestry in Canada, Price 15 cents; Noxious Forest Insects and Their Control, Price 10 cents; The Development of Marshlands in Relation to Fur Production and the Rehabilitation of Fur-Bearers, Price 10 cents; Geology of Canada, Price 10 cents; National Historic Parks and Sites, Price 15 cents; Canadian Government's Reindeer Experiment, Price 10 cents; Physical Geography of the Canadian Eastern Arctic, Price 10 cents; Scientific and Industrial Research, Price 15 cents; Review of External Trade, Price 10 cents; Tariff Relationships and Government Control of External Trade, Price 10 cents; Canada's Northern Airfields, Price 10 cents; The British Commonwealth Air Training Plan, Price 10 cents; The Wartime Role of Steam Railways in Canada, Price 10 cents; Trends in the Field of Social Welfare, Price 15 cents; Le rôle démocratique de la presse, Price 10 cents; Finances publiques, Price 15 cents; Régime monétaire et Régime bancaire, Price 15 cents; Géographie physique de l'Arctique, Price 10 cents; Revue du commerce extérieur, Price 10 cents; Le rôle des chemins de fer au Canada pendant la guerre, Price 10 cents; Champs d'aviation du Canada septentrional, Price 10 cents.


- (2) *Canada*—The Official Handbook of Present Conditions and Recent Progress (published annually), Price 25 cents.
- (3) *The Daily News Bulletin*—A mimeographed report summarizing the chief items of statistical importance in news-letter form, and listing the reports issued each day by the Bureau of Statistics, Price \$1.50 per year.
- (4) *The Weekly News Bulletin*—A mimeographed report summarizing the chief items of statistical importance in news-letter form, and listing the reports issued each week by the Bureau of Statistics, Price \$1 per year.
- (5) *A Fact a Day about Canada*—A periodical compilation of daily facts, particularly useful in school work, Price 25 cents per year.

SPECIAL REPORTS

- (1) *The Prairie Provinces in Their Relation to the National Economy of Canada*—A statistical study of their social and economic condition in the twentieth century, Price 50 cents.

special articles





STATISTICS CANADA LIBRARY
BIBLIOTHÈQUE STATISTIQUE CANADA



1010722371

1995 March

H. W. Richardson