





User Advisory Services Division

# 1976-77 Statistics Canada Catalogue



Updated to June 30, 1976

Le présent catalogue existe  
également en version française

Catalogue 11-204E

Part I — Publications


Part II — Unpublished Information

Peter G. Kirkham, Chief Statistician of Canada

Published by authority of the Minister of  
Industry, Trade and Commerce

7-2010-501

ISSN 0317-770X





## PREFACE

This edition of the Statistics Canada Catalogue of Publications updates the titles released as of June 30, 1976 and incorporates the listings contained in the 1975 issue and its supplement. It is intended that this edition, and its supplements, will remain in use until 1978.

All publications from both the 1971 Census of Population and Housing and the Census of Merchandising and Services are included, although in certain instances the publications will be issued after June 30, 1976.

Among the new features of the 1976-77 Catalogue are a special listing of publications containing urban data, and the International Standard Serial Numbers (ISSN) assigned to Statistics Canada publications by the National Library. Also listed for the first time are the public libraries which make all of Statistics Canada's publications available for reference.

Part II of the Catalogue, which provides information about unpublished information, has been enlarged, as has the section dealing with selected statistical publications of other Federal Government departments and agencies.

Users should note that the 1975 edition discontinued listing all "vintage" publications, many of which were out-of-print. It is therefore suggested that those wishing to refer to such publications should use the 1973-74 issue, since it provides a link between the Historical Catalogue (11-504) and the current edition. Together, these provide a record of Statistics Canada publications since the Bureau was formed in 1918.

It is expected the 1976 Census publications will be listed in a separate Catalogue.

WALTER COWELL  
User Advisory Services Division  
June 30, 1976



# TABLE OF CONTENTS

	Page
Introduction . . . . .	9
How to Use the Catalogue . . . . .	9
Local Access to Data . . . . .	10
Ordering Publications . . . . .	10
Publications in Microform . . . . .	11
Regional Advisors . . . . .	12
Full Depository Libraries and Public Libraries . . . . .	13
New Publications . . . . .	16
Discontinued Publications . . . . .	18
Title Changes . . . . .	20
 <b>Part I – Publications (groups and sub-groups).</b> . . . . .	 21
Group 1 – General . . . . .	21
Sub-group:	
11 General . . . . .	21
12 Working Manuals . . . . .	24
13 Comprehensive Studies . . . . .	29
14 Productivity Studies . . . . .	38
15 Input-Output Tables . . . . .	40
Group 2 – Primary Industries . . . . .	41
Sub-group:	
Agriculture . . . . .	41
21 Farm Income, Values and General Production . . . . .	41
22 Farm Crops . . . . .	43
23 Farm Livestock and Animal Products . . . . .	45
24 Fishing . . . . .	47
25 Forestry . . . . .	48
26 Mining . . . . .	49
Group 3 – Manufacturing . . . . .	52
Sub-group:	
31 General Survey . . . . .	53
32 Foods, Beverages and Tobacco . . . . .	57
33 Leather and Rubber Products . . . . .	61
34 Textiles and Apparel . . . . .	62
35 Wood and Furniture Products . . . . .	64
36 Paper Products and Printing . . . . .	66
Group 4 – Manufacturing (Concluded) . . . . .	67
Sub-group:	
41 Primary Metals (Manufactured) and Fabricated Metal Products . . . . .	67
42 Machinery and Transportation Equipment . . . . .	70
43 Electrical Equipment . . . . .	72
44 Non-metallic Mineral Products . . . . .	74
45 Petroleum and Coal Products . . . . .	76
46 Chemicals . . . . .	77
47 Miscellaneous Manufactures . . . . .	79

# TABLE OF CONTENTS – Continued

	Page
Group 5 – Transportation, Communications and Utilities. . . . .	80
Sub-group:	
51 Air Transportation . . . . .	80
52 Rail Transport . . . . .	82
53 Road Transport . . . . .	85
54 Water Transport . . . . .	87
55 Pipe Line Transport . . . . .	89
56 Communications . . . . .	90
57 Other Utilities. . . . .	91
Group 6 – Commerce, Construction, Finance and Prices . . . . .	93
Sub-group:	
61 Business Conditions . . . . .	93
62 Prices and Consumer Expenditure . . . . .	98
63 Merchandising and Services . . . . .	104
64 Construction and Housing. . . . .	110
65 External Trade . . . . .	112
66 International Travel . . . . .	114
67 Balance of Payments and International Investments . . . . .	115
68 Government Finance. . . . .	116
Group 7 – Employment, Unemployment and Labour Income . . . . .	118
Sub-group:	
71 Labour Force . . . . .	118
72 Employment and Earnings . . . . .	122
73 Unemployment Insurance . . . . .	128
74 Employee Benefit Plans . . . . .	129
Group 8 – Education, Health and Welfare. . . . .	131
Sub-group:	
81 Education . . . . .	131
82 Public Health . . . . .	141
83 Hospitals and health manpower. . . . .	143
84 Vital statistics. . . . .	148
85 Judicial statistics . . . . .	151
Group 9 – Census . . . . .	153
Sub-group:	
91 Intercensal Estimates of Population: Citizenship and Immigration . . . . .	153
1971 Census. . . . .	156
92 Population: Geographic Distribution. . . . .	156
Population: General Characteristics . . . . .	157
Population: Cross-classification of Characteristics . . . . .	159
Population: Advance Series . . . . .	161
Population: Special Series . . . . .	162
93 Households . . . . .	163
Families . . . . .	164
Housing Characteristics . . . . .	166
Households, Families and Housing: Advance Series . . . . .	168
Families: Special Series . . . . .	168

# TABLE OF CONTENTS – Continued

	Page
94 Labour Force and Individual Income: Basic Distributions . . . . .	169
Labour Force: Occupations . . . . .	170
Labour Force: Industries . . . . .	172
Income of Individuals . . . . .	175
Labour Force Activity: Work Experience . . . . .	176
Economic Characteristics: Advance Series . . . . .	177
Economic Characteristics: Special Series . . . . .	178
95 Census Tract Series "A" . . . . .	178
Census Tract Series "B" . . . . .	180
96 Census of Agriculture . . . . .	181
Agriculture: Socio-economic Characteristics of Farm Operators . . . . .	182
Agriculture: Farm Operators' Families, Households and Dwelling Facilities . . . . .	182
Agriculture: Advance Series . . . . .	183
97 Merchandising and Services Establishments . . . . .	184
Retail Trade . . . . .	184
Wholesale Trade . . . . .	185
Services Trades . . . . .	186
98 Special Series: Geography . . . . .	187
99 Profile Studies: Demographic Characteristics . . . . .	187
Profile Studies: Economic Characteristics . . . . .	188
Profile Studies: Families, Housing, Agriculture . . . . .	188
Administrative Report . . . . .	189
Non-Census Publications Containing Urban Data . . . . .	191
<b>Part II – Unpublished Information . . . . .</b>	<b>197</b>
CANSIM . . . . .	197
Capital and Repair Expenditure . . . . .	198
Census . . . . .	198
Consumer Income . . . . .	201
Education . . . . .	201
External Trade . . . . .	202
Family Expenditure . . . . .	203
Financial Flow Accounts . . . . .	204
Highly Qualified Manpower . . . . .	204
Household Facilities and Equipment . . . . .	204
Justice . . . . .	205
Input-Output . . . . .	205
Labour . . . . .	205
Labour Force . . . . .	205
Manufacturing . . . . .	206
Merchandising and Services . . . . .	206
National Income and Expenditure Accounts . . . . .	206
Prices . . . . .	206
Standards . . . . .	207
Structural Analysis . . . . .	208
Transportation, Communications . . . . .	208

# TABLE OF CONTENTS – Concluded

	Page
<b>Statistical Publications of Other Federal Government Departments and Agencies</b>	210
Agriculture Canada . . . . .	210
Bank of Canada . . . . .	211
Canada Council . . . . .	211
Canadian International Development Agency . . . . .	211
Central Mortgage and Housing Corporation . . . . .	211
Department of Communications . . . . .	211
Economic Council of Canada . . . . .	211
Energy, Mines and Resources . . . . .	212
Environment Canada . . . . .	212
Farm Credit Corporation . . . . .	212
Finance Department . . . . .	213
Health and Welfare Canada . . . . .	213
Labour Canada . . . . .	213
Manpower and Immigration . . . . .	214
National Energy Board . . . . .	214
Public Works Canada . . . . .	214
Revenue Canada . . . . .	215
Superintendent of Insurance . . . . .	215
<b>Other Statistical Publications</b> . . . . .	216
International Classification of Diseases . . . . .	216
Opportunity for Choice . . . . .	216
<b>Title, Subject and Commodity Index</b> . . . . .	217
<b>Publications Order Forms</b>	

# INTRODUCTION

Statistics Canada responsibilities in the Canadian statistical system concern the whole range of statistics on the economic and social activities and conditions of the Canadian people.

The bureau's publishing program reflects this responsibility, and is designed to make statistical information readily available to users in the form in which it is most frequently wanted, including publications, computer tapes, and microform. Data are also available on-line through the CANSIM system.

It is obviously not practicable to publish compilations which will serve every purpose or need. Therefore, users should keep in mind that a considerable volume of unpublished information is available from Statistics Canada on request, on a cost-recovery basis.

This Catalogue is presented in two main sections: Part I provides annotations on publications bearing catalogue numbers, while Part II provides information on unpublished or uncatalogued materials referred to above.

All information compiled by Statistics Canada is subject to the clauses of the Statistics Act which protect organizations and persons from individual disclosure.

## How to Use The Catalogue

For many users of Statistics Canada information, the Table of Contents beginning on page 5 will lead to the statistics wanted. For others, however, the Title, Subject, and Commodity Index beginning on page 217 will be helpful. It contains several thousand entries arranged in alphabetical order and is cross-referenced to show the several publications (if such is the case) in which information on a given subject may be found.

Under the Statistics Canada system of cataloguing, each publication is assigned a five-digit catalogue number which is printed in large type in the upper left-hand corner of the front cover. These catalogue numbers are a permanent means of identification, additional to the title.

This use of catalogue numbers on Statistics Canada publications is in line with suggestions made by various large users of bureau publications; for these and others, it should facilitate and simplify both the ordering and filing of bureau publications.

## Formation of Five-digit Catalogue Numbers

**First Digit:** Under the grouping arrangement, all Statistics Canada publications are classified into 9 major subject groups, as follows: (1) General; (2) Primary Industries; (3) Manufacturing; (4) Manufacturing (concluded); (5) Transportation, Communications and Utilities; (6) Commerce, Construction, Finance and Prices; (7) Employment, Unemployment and Labour Income; (8) Education, Health and Welfare; and (9) Census, Population Estimates, Citizenship and Immigration. Thus, the first digit in the catalogue number ranges from 1 to 9.

**Second Digit:** Each of the above 9 major groups is further divided into 1 to 9 sub-groups as required. *An example:* Major Group 3 (Manufacturing) is divided into six sub-groups - (1) General Survey; (2) Foods, Beverages and Tobacco; (3) Leather and Rubber Products; (4) Textiles and Apparel; (5) Wood Products; (6) Paper Products and Printing. Numbers 7, 8 and 9 have not been allotted and will provide for possible future sub-groups.

**Third Digit:** The third digit indicates frequency of publication as follows: "0" and "1", issued more than once a year; "2" and "3", annuals; "4" biennials; "5", occasional publications; and "6" annual/various - annuals with variable sub-titles.



**Fourth and Fifth Digits:** The fourth and fifth digits are used to give each title its own permanent number. The numbers are allotted in chronological sequence as new titles are published.

**Example Catalogue Number:** The following is a typical example of the application of the above catalogue numbering system: Catalogue number 31-001 has been assigned to the Statistics Canada report entitled *Inventories, Shipments and Orders in Manufacturing Industries* —

3 — Manufacturing (Major Grouping)

1 — General Survey (Minor Grouping)

0 — Periodical (in this case, monthly)

01 — First title in this particular grouping.

The main features of this grouping arrangement, including code numbers of main subject groups and specific sub-groups are shown in the Table of Contents on page 5. These groupings do not coincide with the bureau's Divisional organization and Division titles are of no assistance in ordering or cataloguing Statistics Canada publications.

**International Standard Serial Numbers (ISSN).** — The National Library of Canada is assigning 8-digit International Standard Serial Numbers (ISSN) to Statistics Canada serial publications (periodicals and annuals). The purpose of this numbering system is to facilitate identification, citation, ordering, check-in and automated control of serials among countries. Numbers assigned by the National Library to June 30, 1976 have been included in the appropriate annotations in Part I of the Catalogue. An example: 21-003 *Quarterly Bulletin of Agricultural Statistics*. Bil. Approx. 282 pp. (ISSN 0033-5320).

## Local Access to Data

Statistics Canada has a Central Inquiries Service which operates as a focal point to deal with inquiries from the general public. This group of specialists is thoroughly conversant with the variety of information available throughout the bureau and is also knowledgeable about other sources of information in the federal and provincial governments as well as private organizations. The group can be reached by writing to Statistics Canada, Ottawa K1A 0T6, or by telephoning (613) 992-4734 or 992-2959. The latter telephone is equipped to record requests on a 24 hour a day basis.

Also, Regional Advisors are located in Statistics Canada Regional Offices across Canada. These officers have backgrounds in business and government, and will suggest ways to solve problems using Statistics Canada data. Addresses and toll-free telephone numbers of these officers and their support staffs are listed on page 12.

Statistics Canada publications are also available for reference in libraries, including the National Library, federal and provincial legislative libraries, and major public and university libraries. The Statistics Canada Library holds the historical collection of all bureau publications and provides a reference service to the statistical information included in them. Libraries making publicly available all publications are listed on page 13.

## Ordering Publications

The descriptive notes provided with each title or group of titles listed are intended to serve only as a guide to their contents. They should be sufficient, in most cases, to help in the selection of publications for any specific purpose. If in doubt, contact any of the Statistics Canada Regional Advisors listed on page 12.



**How to Order.** – When ordering, catalogue numbers, titles and issues (month, year), of publications should be quoted.

Subscriptions or standing orders are accepted for all periodical and annual publications, but not for biennial and occasional publications. Subscriptions should be forwarded to Publications Distribution, Statistics Canada, Ottawa K1A 0T6, and order forms will be found at the end of the Catalogue. Individual publications may be ordered from either Publications Distribution, or the regional offices listed on page 12 may be of assistance.

Those interested can order the **Full Publication Service** and receive all Statistics Canada publications automatically as soon as they are released. The current cost is \$840 per year for the service to locations in Canada and \$1,008 for the service to locations elsewhere. An additional charge is levied if Air Mail dispatch is required.

The **Full Publication Service** does not include decennial or quinquennial Census publications which are priced at \$300 (\$360 outside Canada) for the 1971 series on population, agriculture, households and families, and the labour force. The cost in Canada for the 1971 Census series on Merchandising and Services is \$24.75, and \$29.70 to other countries.

**How to Make Payment.** – Regulations require that remittance be made prior to the servicing of subscriptions or the mailing of single issues. Purchasers will avoid delay by including remittance with their order.

Alternatively, purchasers may use Publishing Centre credit accounts, and receive regular statements. Account application forms are available from the Publishing Centre, Supply and Services Canada, 270 Albert St., Ottawa K1A 0S9, or from the Regional Advisors listed on page 12 of the Catalogue.

Prices listed in this Catalogue apply to Canada, and customers in countries outside Canada should add 20% to cover postage and handling charges. An additional charge is levied if Air Mail is required. Prices of publications are subject to change without notice.

Remittances should be in the form of cheque or money order made payable to the Receiver General for Canada. Postage stamps and currency should not be used in payment for publications.

## Publications in Microform

By arrangement with Micromedia Limited, all publications issued by Statistics Canada and its predecessors from pre-Confederation to date (1841-1975) are being released on microfiche over a five-year period. All microfiche are identified with catalogue numbers used in Statistics Canada Catalogues, including the *Historical Catalogue of Dominion Bureau of Statistics Publications 1918-1960* (Ottawa, 1967); thus fiche may be filed and retrieved in the same sequence as printed publications. Information on available titles, prices and terms of sale may be obtained by contacting Micromedia Limited, Box 34, Toronto, Ontario M5M 4L6.

## Regional User Advisory Services

### Central Inquiries Service,

Statistics Canada,  
Ottawa, Ontario.  
K1A 0T6  
(613-992-2959;  
992-4734)

### St. John's

Statistics Canada,  
P.O. Box 8556,  
3rd Floor, Viking Building,  
Crosbie Road,  
St. John's, Newfoundland.  
A1B 3P2  
(709-726-0713)

### Halifax

Statistics Canada,  
1256 Barrington Street,  
Halifax, Nova Scotia.  
B3J 1Y6  
(902-426-5331)

### Montreal

Statistics Canada,  
Alexis Nihon Plaza,  
1500 Atwater Avenue,  
Montreal, P.Q.  
H3Z 1Y2  
(514-283-5725)

### Toronto

Statistics Canada,  
25 St. Clair Avenue East,  
Toronto, Ontario.  
M4T 1M4  
(416-966-6586)

### Winnipeg

Statistics Canada,  
Room 500, General Post Office,  
266 Graham Avenue,  
Winnipeg, Manitoba.  
R3C 0K4  
(204-985-4020)

### Regina

Statistics Canada,  
530 Midtown Centre,  
Regina, Saskatchewan.  
S4P 2B6  
(306-569-5405)

### Edmonton

Statistics Canada,  
10th Floor, Baker Centre Building,  
10025 - 106th Street,  
Edmonton, Alberta.  
T5J 1G9  
(403-425-5052)

### Vancouver

Statistics Canada,  
16 East Hastings Street,  
Vancouver, B.C.  
V6A 1N1  
(604-666-3695)

Toll-free access to the regional statistical information service is provided in Charlottetown, Moncton, Saint John and Sydney by calling the operator and asking for ZENITH 22066. Throughout Saskatchewan, the Regina office can be reached by dialing 1-800-667-3524, and throughout Alberta, the Edmonton office can be reached by dialing 1-800-222-6400.

## FULL DEPOSITORY LIBRARIES

### Canada

Library,  
Memorial University,  
St. John's, Nfld.

Planning Library,  
Provincial Administrative Bldg.,  
Charlottetown, P.E.I.

Library,  
Acadia University,  
Wolfville, N.S.

Dalhousie University Library,  
Studley Campus,  
Halifax, N.S.

University of New Brunswick,  
Harriet Irving Library,  
Fredericton, N.B.

Bibliothèque,  
Université de Moncton,  
Moncton, N.B.

Ralph Pickard Bell Library,  
Mount Allison University,  
Sackville, N.B.

Bibliothèque municipale,  
Rue Sherbrooke est,  
Montréal, Qué.

McGill University Library,  
3459 McTavish St.,  
Montreal, Que.

Centrale des bibliothèques,  
Ministère de l'Éducation du Québec,  
1685 est, rue Fleury,  
Montréal, Qué.

Serials Library,  
Sir George Williams University,  
1435 Drummond St.,  
Montreal, Que.

Université de Montréal,  
Bibliothèque Sciences Humaines  
et Sociales,  
Montréal, Qué.

Bibliothèque de l'Université Laval,  
Cité Universitaire,  
Ste-Foy,  
Québec, Qué.

Université de Sherbrooke,  
Bibliothèque générale,  
Cité Universitaire,  
Sherbrooke, Qué.

Brampton Public Library,  
Chinguacousy Branch Library  
and Art Gallery,  
150 Central Park Drive,  
Bramalea, Ont.

Documents Services,  
York University Libraries,  
4700 Keele St.,  
Downsview, Ont.

Library,  
Documentation Centre,  
University of Guelph,  
Guelph, Ont.

Hamilton Public Library,  
Hamilton, Ont.

Documents Dept.,  
Mills Memorial Library,  
McMaster University,  
Hamilton, Ont.

Douglas Library,  
Queen's University,  
Kingston, Ont.

Library,  
University of Western Ontario,  
London, Ont.

Laurentian University,  
Library,  
Sudbury, Ont.

National Library of Canada,  
Government Documents,  
Ottawa, Ont.

University of Ottawa,  
Central Library,  
165 Waller St.,  
Ottawa, Ont.

Metropolitan Toronto,  
Central Library,  
214 College St.,  
Toronto, Ont.

University of Toronto Library,  
Serials Dept.,  
Toronto, Ont.

Lakehead University Library,  
Thunder Bay, Ont.

Public Library,  
216 S Brodie St.,  
Thunder Bay S. Ont.

Windsor Public Library,  
850 Ouellette Ave.,  
Windsor, Ont.

Elizabeth Dafoe Library,  
University of Manitoba,  
Winnipeg, Man.

University of Saskatchewan Library,  
Saskatoon, Sask.

University Library,  
University of Calgary,  
Calgary, Alta.

Simon Fraser University Library,  
Burnaby, B.C.

University of British Columbia  
Library,  
Vancouver, B.C.

Vancouver Public Library,  
750 Burrard St.,  
Vancouver, B.C.

University of Victoria,  
McPherson Library,  
Victoria, B.C.

## United States

New York State Library,  
Albany, N.Y.

Canadian Consulate General,  
1251 Avenue of the Americas,  
New York, N.Y.

New York Public Library,  
New York, N.Y.

Library of Congress,  
Washington, D.C.

Office of Information,  
Canadian Embassy,  
1771 N St., N.W.,  
Washington, D.C.

## Overseas

National Library of Australia,  
Canberra, Australia.

Bibliothèque Royale Albert 1er,  
80-84, rue des Tanneurs,  
Bruxelles, Belgique.

British Museum,  
Department of Printed Books,  
London W.C. 1, England.

The Office of the High  
Commissioner for Canada,  
Canada House, Trafalgar Square,  
London S.W. 1, England.

Ambassade du Canada,  
Centre culturel canadien,  
Bibliothèque,  
5, rue de Constantine,  
75 Paris 7, France.

Staatsbibliothek Preussischer  
Kulturbesitz Abteilung  
Amtdruckschriften und Tausch  
1 Berlin 30,  
Federal Republic of Germany.

National Diet Library,  
Tokyo, Japan.

Note: Legislative Libraries are also Full Depositories.

The following public libraries receive copies of all Statistics Canada publications and are available for reference purposes.

Newfoundland Public Library,  
Allandale Road,  
St. John's, Nfld.

Halifax City Regional Library,  
5381 Spring Garden Road,  
Halifax, N.S.

Saint John Regional Library,  
20 Hazen Ave.,  
Saint John, N.B.

Ottawa Public Library,  
120 Metcalfe St.,  
Ottawa, Ont.

Mississauga Public Library,  
110 Dundas St.,  
Cooksville, Ont.

Etobicoke Public Library,  
1806 Islington Ave.,  
Etobicoke, Ont.

Birchmount District Library,  
1076 Ellesmere Rd.,  
Scarborough, Ont.

St. Catharines Public Library,  
59 Church St.,  
St. Catharines, Ont.

Toronto Public Library,  
40 Orchard View Blvd.,  
Toronto, Ont.

North York Public Library,  
5126 Yonge St.,  
Willowdale, Ont.

Winnipeg Public Library,  
380 William Ave.,  
Winnipeg, Man.

Regina Public Library,  
2311-12th Ave.,  
Regina, Sask.

Calgary Public Library,  
616 MacLeod Trail S.E.,  
Calgary, Alta.

Edmonton Public Library,  
Sir Winston Churchill Square,  
Edmonton, Alberta

Whalley Public Library,  
10667-135A St.,  
Surrey, B.C.

## New Publications

Following is a list of new Statistics Canada publications issued since the 1975 Catalogue was published. For serial publications – monthlies, quarterlies, annuals – the date of the first issue is given. Catalogue numbers with "5" as the third digit are occasionals (non-serial).

- 11-006 **New Surveys.** First issue, Volume I, number 1.
- 11-507 **Perspective Canada.**
- 12-520E **Trade of Canada Commodity Classification.**
- 12-545 **Standard Geographical Classification, Volume I – The Classification.**
- 12-546 **Standard Geographical Classification, Volume II – The Numerical Index.**
- 12-547 **Standard Geographical Classification, Volume III – The Alphabetical Index.**
- 12-549 **Changes to Municipal Boundaries, Status and Names.**
- 12-552 **Standard Geographical Classification, Volume IV – The Alphabetical Index by Province.**
- 13-204 **Income Estimates for Counties and Census Divisions.** First issue, 1969.
- 13-210 **Income after Tax, Distributions by Size in Canada.** First issue, 1971.
- 13-404 **Expenditures on Scientific Activities by Private Non-profit Organizations.** First issue, 1973.
- 13-531 **System of National Accounts, National Income and Expenditure Accounts, Volume I. The Annual Estimates, 1926-1974.**
- 13-533 **System of National Accounts, National Income and Expenditure Accounts, Volume 2. The Quarterly Estimates, 1926-1974.**
- 13-549 **National Income and Expenditures Accounts, Volume 3.**
- 13-551 **Survey of Consumer Finances, Volume II. Selected Reports, 1970.**
- 13-555 **Selected Statistics on Technological Innovation in Industry.**
- 13-556 **Economic Returns to Education in Canada.**
- 13-558 **A Review of Recent Proposals for Modifying and Extending the Measure of GNP.**
- 13-559 **Income Inequality: Statistical Methodology and Canadian Illustrations.**
- 13-560 **Household Facilities by Income and Other Characteristics, 1972.**
- 15-503E **Input-Output Study of the Atlantic Provinces, 1965, Volume I – Social Accounting Matrix and Models.**
- 15-504E **Input-Output Study of the Atlantic Provinces, 1965, Volume II – Structural Analysis and Data Sources.**
- 15-505E **The Input-Output Structure of the Canadian Economy, 1961-66.**
- 21-514 **Handbook of Agricultural Statistics, Part VI: Livestock and Animal Products, 1871-1973.**
- 21-515 **Handbook of Agricultural Statistics, Part VII: Dairy Statistics, 1920-73.**
- 21-516 **Handbook of Agricultural Statistics, Part I: Field Crops, 1927-1974.**
- 26-222 **Potash Mines.** First issue, 1974.
- 31-401 **Domestic and Foreign Control of Manufacturing Establishments in Canada.** First issue, 1969 and 1970.
- 31-402 **Industrial Organization and Concentration in the Manufacturing, Mining and Logging Industries.** First issue, 1970.

- 31-519 Inventories, Shipments and Orders in Manufacturing Industries, Historical Supplement, 1970 - 73.
- 31-520 Inventories, Shipments and Orders in Manufacturing Industries, Historical Supplement, 1972 - 1974.
- 36-004 Corrugated Boxes and Wrappers. First issue, September 1975.
- 51-207 International Air Charter Statistics. First issue, 1974.
- 61-007 Investment Statistics Service Bulletin. First issue, October 1975.
- 61-211 Selected Financial Statistics of Religious Organizations. First issue, 1971.
- 61-212 Selected Financial Statistics of Charitable Organizations, 1971. First issue, 1971.
- 61-213 Real Domestic Product by Industry (1971 = 100). First issue, 1971 - 1974.
- 61-513 Inter-corporate Ownership, 1972.
- 61-514 Selected Financial Statistics of Associations.
- 62-007 Construction Price Statistics. Monthly Bulletin. First issue, November 1974.
- 62-008 Construction Price Statistics. Quarterly Report. First issue, First Quarter, 1974.
- 62-009 Consumer Price Indexes for Regional Cities. First issue, August 1975.
- 62-010 Consumer Prices and Price Indexes. Formerly part of 62-002. First issue, October-December 1975.
- 62-011 Industry Price Indexes. Formerly part of 62-002. First issue, 1971 - 1975.
- 62-541 Urban Family Expenditure, 1972.
- 63-224 Market Research Handbook. First annual edition, 1975.
- 63-524 Franchising in Canada's Food Serving Industry.
- 63-601 Merchandising Businesses Survey. Wholesale Merchants, 1973. First issue, 1973.
- 64-208 The Residential General Building Contracting Industry. First issue, 1973.
- 68-001 Government Finance in Accordance with the System of National Accounts. First issue, 1970 - 73.
- 71-523 Short-term Variations in Student and Non-student Labour Force Participation Rates, 1966 - 73.
- 71-524E Working Life Tables for Males in Canada and Provinces, 1971.
- 71-525 Job Search Patterns in Canada.
- 72-514 Estimates of Employees by Province and Industry, 1961 - 1974.
- 72-602 Accommodation, Food and Recreational Services, Employment, Earnings and Hours of Work, 1972.
- 72-603 Finance, Insurance and Real Estate, Employment, Earnings and Hours of Work, 1973.
- 72-612 Labour Costs in Canada, Manufacturing, 1971.
- 72-613 Labour Costs in Canada. Mines, Quarries and Oil Wells, 1972.
- 72-615 Labour Costs in Canada, Trade, 1972.
- 72-616 Labour Costs in Canada, Education, Libraries and Museums, 1974.
- 81-242 Salaries of Teachers in Degree-granting Institutions Part II: Salaries Related to Experience. First issue, 1971.



- 81-243 **Qualifications and Age of Teachers in Degree-granting Institutions.** First issue, 1971 - 72.
- 81-250 **Elementary and Secondary Education – Financial Statistics.** First issue, 1970.
- 81-251 **Educational Staff in Public Trade Schools and Similar Institutions.** First issue, 1971 - 72.
- 81-255 **A Guide to Canadian Community Colleges.** First issue, 1974.
- 81-407 **Literary and Journalistic Awards in Canada.** First issue, 1923 - 1973.
- 81-557 **Education in the Western Provinces, 1971 - 72.**
- 81-560 **Decade of Education Finance, 1960 - 1969.**
- 82-533 **Medical Services and Associated Diagnoses, Saskatchewan, 1971.**
- 83-221 **List of Special Care Facilities.** First issue, 1974.
- 83-223 **Health Manpower – Physicians and Surgeons.** First issue, 1972.
- 83-224 **Health Manpower – Radiological Technicians.** First issue, 1972.
- 83-225 **Health Manpower – Physiotherapists.** First issue, 1973.
- 83-227 **Hospital Statistics, Volume I – Beds, Services and Personnel.** Replaces 83-210, 83-211 and 83-212 beginning with the 1973 edition.
- 83-228 **Hospital Statistics, Volume II – Expenditures, Revenues and Balance Sheets.** Replaces 83-213, 83-214 and 83-215 beginning with the 1973 edition.
- 83-229 **Hospital Statistics, Volume III – Indicators.** First issue, 1973.
- 83-402 **Annual Salaries of Public Health Nurses.** First biennial edition, 1973.
- 84-530 **Canadian Suicide Ratios by Local Areas and by Urban Centres, 1970 - 1972.**
- 84-531 **General Mortality, 1950 - 1972.**
- 84-532 **Life Tables, Canada and Provinces, 1970 - 1972.**
- 85-504 **Motor Vehicle Thefts in Canada, September and October 1974.**
- 85-505E **Homicide in Canada: A Statistical Synopsis.**
- 91-516 **Technological Report on Population Projections for Canada and Provinces, 1972 - 2001.**
- 91-517 **Household and Family Projections for Canada and Provinces to 2001.**

## **Discontinued Publications**

Following is a list of Statistics Canada publications that have been discontinued since the 1975 Catalogue was published. The date of the last issue is shown after the title. In order to preserve continuity, the catalogue number in which the data can be found are provided.

- 21-204 **Farm Net Income.** Last issue, 1971. See 21-001 and 21-202.
- 23-002 **Fluid Milk Sales.** Last issue, December 1974. See 23-001.
- 24-003 **Fish and Fish Products Service Bulletin.** See other reports in the 24--- series and 32-216.
- 31-201 **General Review of the Manufacturing Industries of Canada. Volume II: Supplementary Data and Analyses.** Last issue, 1969. See 31-203.
- 31-204 **Manufacturing Industries of Canada: Atlantic Provinces.** Last issue, 1971. See 31-203.
- 31-205 **Manufacturing Industries of Canada: Quebec.** Last issue, 1971. See 31-203.
- 31-206 **Manufacturing Industries of Canada: Ontario.** Last issue, 1971. See 31-203.



- 31-207 **Manufacturing Industries of Canada: Prairie Provinces.** Last issue, 1971. See 31-203.
- 31-208 **Manufacturing Industries of Canada: British Columbia, Yukon and Northwest Territories.** Last issue, 1971. See 31-203.
- 32-401 **Flour Mills and Feed Mills in Canada (Including Prepared Feed Plants).** Last issue, 1972. See 32-003.
- 35-203 **Hardwood Flooring Plants.** Last issue, 1972. See 35-205.
- 43-006 **Air Conditioning and Refrigeration Equipment.** Last issue, Fourth Quarter, 1973. See 42-215.
- 53-001 **Motor Vehicle Traffic Accidents.** Last issue, Fourth Quarter, 1972. See 53-206.
- 53-002 **Passenger Bus Statistics - Intercity and Rural.** Last issue, December 1972. See 11-001E and 53-215.
- 53-005 **Motor Carriers - Freight.** Last issue, October-December, 1971. See 53-222.
- 53-216 **Urban Transit.** Last issue, 1970. See 53-215.
- 53-220 **The Motor Vehicle, Part IV: Revenues.** Last issue, 1973. See 53-201.
- 57-201 **Electric and Gas Meter Registrations.** Last issue, 1974. Data available from the Department of Consumer and Corporate Affairs, Ottawa K1A 0C9.
- 62-006 **Service Bulletin. Construction Price Statistics.** Last issue, Volume 3, Number 18. See 62-007 and 62-008.
- 63-209 **Retail Trade.** Last issue, 1967. See 63-005.
- 65-002 **Summary of Exports.** Last issue, December 1974. See 65-001.
- 65-005 **Summary of Imports.** Last issue, December 1974. See 65-001.
- 65-201 **Trade of Canada. Volume I: Summary and Analytical Tables.** Last issue, 1966-68. See 65-202 and 65-203.
- 81-207 **Survey of Adult Education.** Last issue, 1965-66. See 81-224.
- 81-213 **Statistics of Private Business Colleges.** Last issue, 1969-70. See 81-214.
- 81-221 **Private Kindergarten and Nursery Schools.** Last issue, 1973-74.
- 81-223 **Facilities for the Study of the Arts in Canada.** Last issue, 1972.
- 81-228 **Statistical Information on Schools of Social Work.** Last issue, 1972.
- 81-231E **Instructional Media in Universities in the Atlantic Provinces.** Last issue, 1972.
- 81-233 **Instructional Media in Universities in Ontario.** Last issue, 1972.
- 81-237 **Pupil Transportation in Canada.** Last issue, 1970-71.
- 83-210 **Hospital Statistics, Volume I - Hospital Beds.** Last issue, 1972. See 83-227.
- 83-211 **Hospital Statistics, Volume II - Hospital Services.** Last issue, 1972. See 83-227.
- 83-212 **Hospital Statistics, Volume III - Hospital Personnel.** Last issue, 1972. See 83-227.
- 83-213 **Hospital Statistics, Volume IV - Balance Sheets.** Last issue, 1972. See 83-228.
- 83-214 **Hospital Statistics, Volume V - Hospital Revenues.** Last issue, 1972. See 83-228.
- 83-215 **Hospital Statistics, Volume VI - Hospital Expenditures.** Last issue, 1972. See 83-228.
- 83-216 **Hospital Statistics, Volume VII - Hospital Indicators.** Last issue, 1972. See 83-229.

## Title Changes

Following is a list of the title changes that have been made since the 1975 Catalogue of Publications was issued. For purposes of identification, the old titles are shown in brackets following the new titles.

- 26-209 Gold Quartz and Copper-Gold-Silver Mines.**  
(Placer Gold Mines, Gold Quartz Mines and Copper-Gold-Silver Mines).
- 31-203 Manufacturing Industries of Canada, National and Provincial Areas.**  
(General Review of the Manufacturing Industries of Canada, Volume I. Industries by Province).
- 31-209 Manufacturing Industries of Canada, Sub-provincial Areas.**  
(Manufacturing Industries of Canada, Geographical Distribution).
- 35-205 Sash, Door and Other Millwork Plants.**  
(Sash, Door and Other Millwork Plants and Manufacturers of Prefabricated Buildings).
- 65-001 Summary of External Trade.**  
(Summary of Foreign Trade).
- 68-201E Principal Taxes in Canada.**  
(Principal Taxes and Rates -- Federal, Provincial and Local Governments).
- 81-001 Service Bulletin - Education, Science and Culture Division.**  
(Education Service Bulletin).
- 81-210 Elementary-Secondary School Enrolment.**  
(Enrolment in Elementary and Secondary Schools).
- 81-214 Statistics of Private Trade Schools and Business Colleges.**  
(Statistics of Private Trade Schools).
- 81-215 Private Elementary and Secondary Schools.**  
(Statistics of Private Elementary and Secondary Schools).
- 81-222 Enrolment in Community Colleges.**  
(Canadian Community Colleges and Related Institutions).
- 81-227 Educational Staff in Community Colleges.**  
(Statistical Profiles of Educational Staff in Community Colleges).
- 85-205 Crime and Traffic Enforcement**  
(Crime Statistics (Police)).

## Part I

### PUBLICATIONS

**Full Publications Service** (excluding Census), \$840 a year; **1971 Census Publications** – Population, Agriculture, Households and Families, Labour Force – \$300 for the series; Merchandising and Services – \$24.75 for the series.

#### 1: GENERAL

##### 11: General

**11-001E Statistics Canada Daily.** E. and F. Up to 15 pp. (ISSN 0380-612X).

Contains news summaries and announcements of reports, reference papers and other releases, and a list of titles of the publications released. Essential for those who want to keep informed day by day on all information issued by Statistics Canada.

**\$25 a year**

**11-002E Infomat.** E. and F. 4 pp. (ISSN 0380-0547).

Weekly digest highlighting major Statistics Canada reports, reference papers and other releases. Contains charts, summary of latest monthly statistics and a complete list of publications released during the week, arranged alphabetically under the originating division.

**Free**

**11-003E Canadian Statistical Review.** Monthly. E. and F. Approx. 120 pp. (ISSN 0008-509X).

Summary of current economic indicators in Canada, showing the monthly or quarterly record of all series included for the most recent two years. Contains a large number of tables of basic statistics and also a special section of seasonally adjusted major indicators and charts. Also featured are articles on general economic conditions and on special subjects. Subscribers receive weekly (11-004), annual (11-206) and other statistical supplements as issued (11-505).

**70¢ a copy, \$7 a year**

**11-004 Weekly Supplement to Canadian Statistical Review.** Bil. 4 to 12 pp. (ISSN 0300-0273).

Contains the most recent figures produced by Statistics Canada and other agencies which are released in the weeks preceding an issue and which will appear in the following issue of the *Canadian Statistical Review*. Designed to keep users of the *Review* closely informed of the most recent changes in the major statistical series.

**Free to Review subscribers**

**11-005 Statistical Observer.**

Contains summary reports on statistical and research developments in Statistics Canada, in other federal departments and agencies, in provincial statistical departments, in universities, in business, and in other research oriented organizations in Canada. Highlights major statistical conferences both national and international, and draws attention to selected statistical research work done in the UN and other international agencies. Records key changes of personnel in Statistics Canada and provincial statistics offices. Discontinued; last issue, October 1972. See 11-003.

**11-006 New Surveys. Quarterly. Bil. Approx. 25 pp.**

This publication reports new surveys and major revisions to existing surveys being conducted by federal government departments and agencies. The publication contains brief abstracts of surveys reported to Statistics Canada in compliance with a Treasury Board Directive, "Guidelines for Requests for Information from More than Ten Respondents", issued in September 1974 (Circular No. 1974-162).

**Free***Annual***11-201 Report of Statistics Canada. Bil. Approx. 50 pp.**

Contains the report of the Chief Statistician of Canada on the activities of Statistics Canada for the fiscal year, followed by a detailed review of the work of divisions and sections. Includes an organization chart.

**Free****11-202E Canada Year Book. E. and F. Approx. 1,000 pp. (ISSN 0068-8142).**

An authoritative reference work giving textual and statistical information on Canada's physical and natural resources, social and economic conditions, government organizations, industry, finance and legal system. Reprints of selected chapters are available.

**\$10****11-203E Canada. E. and F. 365 pp.**

The annual handbook of present conditions and recent progress in Canada. Each year it provides a description of the country's physical environment, of the people and their heritage, of the economy, and of the various levels of government and their services.

**\$2.75****11-204E Catalogue of Publications. E. and F. (ISSN 0317-770x).****Free****11-206 Annual Supplement to Section I, Canadian Statistical Review. Bil. 50 pp. First issue, 1961.**

Contains monthly and quarterly historical records, adjusted and not adjusted for seasonality, of all the series in Section I of the *Canadian Statistical Review*. The series extend back to 1946, or as far back as available. Issued free to regular subscribers to the *Canadian Statistical Review*; separately, \$1.05.

*Occasional*

- 11-504 **Historical Catalogue of Dominion Bureau of Statistics Publications, 1918-1960** (Statistics Canada). Bil. 289 pp.

Contains a complete bibliographical record giving the history of all titles published during this period. Arrangement is by an expansion of the present classification used in the current catalogue. Separate sections for English and French titles. Contains also title indexes and a list of all volumes and other publications for each census since 1871. **\$2.50**

- 11-505 **Canadian Statistical Review - Historical Summary 1970.** E. and F. 148 pp. (ISSN 0575-8084).

Replaces the *Historical Summary* 1963 (11-502). It contains annual data for series published in the monthly *Canadian Statistical Review* (11-003). Its contents, table headings and table numbers, with a few exceptions, are the same as those in the *Review*. All the tables include 1970, some 1971, and extend back to 1926, or as far back as available. The figures were the latest available early in 1971 and some of them are still subject to revision. Issued free to regular subscribers of the *Canadian Statistical Review*; separately, \$1.50.

- 11-506 **1971 Census Catalogue.** Final edition. Bil.

**Free**

- 11-507 **Perspective Canada.** E. and F. 321 pp.

Presents information on such basic social issues as health, education, work and cultural diversity. Contains 200 tables, 145 charts and a brief text. It describes some of the fundamental social concerns, reviews some of the statistical measurement problems involved and suggests sources of further information on each subject. **\$6.75**

## 12: Working Manuals

### *Occasional*

- 12-501 **Standard Industrial Classification Manual, Revised 1970.** E. and F. 310 pp.

A manual for classifying establishments to industry classes on the basis of their principal activities. The classification scheme consists of 11 divisions which include all branches of economic activity.

**\$6**

- 12-502 **Standard Commodity Classification Manual. Vol. I: The Classification.** Revised 1972. E. and F. 235 pp.

A working manual for classifying commodity information on the basis of a systematic framework. The classification scheme consists of 5 sections, which are subdivided into 87 divisions, 484 groups and 5,864 commodity classes. See also 12-520.

**\$2.50**

- 12-513 **Tuberculosis Statistics Handbook.** E. and F. Approx. 62 pp.

Guide to clerical staffs of tuberculosis institutions for use in completing statistical documents for submission to Statistics Canada; also used as a teaching manual in tuberculosis morbidity in universities and nursing schools.

**Free**

- 12-520 **Trade of Canada Commodity Classification.** E. and F. 276 pp. (ISSN 0380-4992).

This is a reference manual, derived from the *Standard Commodity Classification* (12-502), and intended to provide a guide to the statistical categories used in monthly, quarterly and annual Trade of Canada publications. It lists the Import and Export Commodity Classifications side by side and provides a brief alphabetic index, plus a conversion key for commodity time series. Also included are the condensed versions of the commodity classification that are used in summaries of import and export statistics and the list of countries or groupings of countries for which statistics are published. The manual is distributed free, on request, to subscribers of monthly reports 65-004 and 65-007. It supersedes the two, three-volume coding manuals, 12-521 to 12-523 for exports and 12-524 to 12-526 for imports, which no longer are offered for sale to the public.

**\$3.50**

- 12-528 **Manual of Accounting for School Boards.** 76 pp.

Prepared after consultation with provincial government and other school officials in order to provide a uniform classification of school accounts and to improve the accuracy and coverage of other financial data by Statistics Canada.

**\$1**

- 12-530 **CANSIM: Operational Manual for Data Entry.** E. and F.

This manual will be of practical interest only to federal and provincial government agencies which store and maintain time series in the CANSIM data base. Users desiring a fuller knowledge of the codes used and the storage methodology will find this volume a useful companion to the *Retrieval Manual* (12-531).

**\$1.05**



- 12-531 **CANSIM: Users' Manual for Data Retrieval and Manipulation.** E. and F.

This manual describes a full-scale batch retrieval system. It gives detailed instructions on procedures for obtaining data from the base on a magnetic tape, cards, print-outs, or interim direct access storage. **\$2.10**

- 12-532 **A Financial Information System for Municipalities – Volume I, General Introduction.** E. and F. 30 pp.

A description of the background to the production of this replacement for the *Municipal Finance Reporting Manual* (12-507, 1960 – out-of-print), of the uses and users of municipal financial information and of the major concepts underlying the classification systems contained in Volume II. **50¢**

- 12-533 **A Financial Information System for Municipalities – Volume II, The Classification Systems.** E. and F. 60 pp.

Sets out, with explanations, standard classification systems which identify the types of revenue raised by, or transferred to, a municipal government, the expenditures made by the government on services provided and on economic objects, and the kinds of assets, liabilities, and equity possessed by the government. **75¢**

- 12-534 **A Financial Information System for Municipalities. Supplement to Volume II – Pro Forma Statements.** E. and F. 32 pp.

Consists of details of financial information required from municipalities for national purposes depicted through the medium of generalized financial statements and supporting schedules. **50¢**

- 12-536 **Occupational Classification Manual, Census of Canada 1971. Based on the Canadian Classification and Dictionary of Occupations: Volume I.** E. and F. 111 pp.

The first part of a two-part manual for classifying occupations to occupational groups. The classification consists of 22 major groups which are successively broken down into 81 minor groups and 486 unit groups. Volume I contains the definitions of these groups. Volume II has a separate catalogue number (12-537). Although complete in itself, this classification is designed for use in conjunction with the *Standard Industrial Classification* (12-501). **\$5**

- 12-537 **Occupational Classification Manual, Census of Canada 1971. Based on the Canadian Classification and Dictionary of Occupations: Volume II.** 455 pp.

The second part of a two-part manual for classifying occupations to occupational groups. The classification consists of 22 major groups which are successively broken down into 81 minor groups and 486 unit groups. Volume I which contains the definitions of these groups has a separate catalogue number (12-536). Volume II contains a classified and an alphabetic index to which have been assigned some 18,000 occupational titles. Although complete in itself, this classification is designed for use in conjunction with the *Standard Industrial Classification* (12-501). Similar classification manuals were used for past decennial censuses. **\$8**

- 12-538 **Occupational Classification Manual, Census of Canada 1971. Based on the Canadian Classification and Dictionary of Occupations: Volume II. Bil.** 547 pp.

The second part of a two-part manual for classifying occupations to occupational groups. The classification consists of 22 major groups which are successively broken down into 81 minor groups and 486 unit groups. Volume I which contains the definitions of these groups has a separate catalogue number (12-536). Volume II contains a classified and an alphabetic index to which have been assigned some 25,000 occupational titles in both English and French. Although complete in itself, this classification is designed for use in conjunction with the *Standard Industrial Classification* (12-501). \$8

- 12-540 **Dictionary of 1971 Census Terms. Bil.** 125 pp.

This dictionary gives information about the content of the 1971 Census. It describes the questions asked, responses recorded on the master file, and indicates, where applicable, the subpopulation for which the data are reported. It includes sampling detail and points out any special problems of interpretation that might arise with a particular question. \$1.50

- 12-541 **Industrial Commodity Classification Manual, Volume I - The Classification, 1973. E. and F.** 309 pp.

The Industrial Commodity Classification (ICC) is the application of the Standard Commodity Classification (SCC) - (12-502) - in the field of industrial commodity statistics. The ICC utilizes a decimal coding system which facilitates the automatic processing of industrial commodity data. Since it is derived from the Standard Commodity Classification, it has a direct relationship to the SCC and other working commodity classifications such as the *Trade of Canada Commodity Classification* (12-520E). \$4

- 12-544 **Canadian International Trade Classification, Numeric Index. E. and F.** 271 pp.

This numeric index to the Canadian International Trade Classification (CITC) has been developed jointly by the Department of National Revenue, Customs and Excise, and the External Trade Division of Statistics Canada. It lists the 16,000 7-digit commodity code headings of the CITC, together with the 5-digit classes of the Import Commodity Classification from which the CITC was developed. The listing is in numeric sequence, so that importers or their Customs brokers who require information on the commodity code field when completing Customs form B3 may follow the logic of the CITC. An introduction to this reference manual, together with a guide to its use, is also included. \$2.50

(The CITC is also published in alphabetic form. This listing is more exhaustive than the numeric index and contains some 45,000 commodity descriptions and the corresponding 7-digit commodity codes. This index, which because of its restricted and specialized use, has not been assigned a catalogue number, is available from Government of Canada Bookstores at a cost of \$5.00 per copy).



### Supplements to the Canadian International Trade Classification.

These supplements cover certain homogeneous groups of commodities which figure prominently in Canada's import trade. They are designed to assist importers or their customs brokers to apply the proper commodity codes on imports when completing Customs form "B3". The material is arranged in numeric order. Detailed explanatory notes are included to assist in the resolution of classification problems. An introduction describing each supplement and how to use it is also included. The supplements prepared to date are listed below. They may be obtained by writing to:

Classification Section,  
External Trade Division,  
Statistics Canada, Ottawa,  
K1A 0T6.

Fruits and vegetables  
Wood and wood materials  
Hides, skins, furs and leather  
Fibres, yarns and threads  
Footwear and shoe findings  
Rubber and rubber products  
Special construction and coated or impregnated fabrics  
Air conditioning and refrigeration equipment  
Audio equipment, and radio and television receivers and selected parts  
Medical and hospital equipment and supplies  
Mobile construction equipment  
Laboratory, scientific and optical instruments  
Photographic equipment, film and supplies  
Rail rolling stock, marine vessels, aircraft, and their parts and accessories  
Road motor vehicles  
Tractors and agricultural machinery

### Standard Geographical Classification

The Standard Geographical Classification is a system for the identification and coding of geographical areas. It consists of a set of geographical units, usually municipalities, each identified by a unique code number which reflects municipal boundaries as of December 31, 1973 (January 1, 1974 for Ontario), and a list of place names related to these units. The objective of the system is to make available a standard set of geographical units which, when used throughout Statistics Canada and elsewhere, will facilitate the comparison of statistics for particular areas. The Classification is published in four volumes – Catalogue Numbers 12-545, 12-546, 12-547 and 12-552 – described as follows:

- 12-545 Standard Geographical Classification. Volume I. – The Classification. Bil. 163 pp.

Provides a detailed explanation of the concept and structure of the Standard Geographical Classification, special tables concerning counties, components of Census metropolitan areas and agglomerations and foreign countries, a list of census subdivisions (the geographical units which form the basis of the classification), and a set of reference maps.

**\$2.80**

- 12-546 Standard Geographical Classification, Volume II. – The Numerical Index.** Bil. 356 pp.

Contains all the names found in the Standard Geographical Classification system listed in numerical order following the structure of the code, i.e., place names are listed within census subdivisions, census subdivisions within census divisions. **\$4.50**

- 12-547 Standard Geographical Classification, Volume III. The Alphabetical Index.** Bil. 365 pp.

Contains all the names found in the Standard Geographical Classification system listed in alphabetical order. **\$5.25**

- 12-548 Models for Time Series.** E. and F. 97 pp.

The main purpose of this study is the identification and analysis of the basic hypotheses of different kinds of models for time series. Emphasis is given to univariate models for which well established methods of estimation already exist. By discussing their assumptions it is hoped to make users and researchers aware of their limitations. Error models, autoregressive models, moving average models and autoregressive integrated moving average models are extensively treated in both the frequency and time domain. Chapter 8 is devoted to the problem of ergodicity and Chapter 10 deals with time series with seasonality. **\$1.40**

- 12-549 Changes to Municipal Boundaries, Status and Names, 1974.** Bil. 78 pp.

Description of the changes in municipal boundaries during 1974, census population figures on the current municipal boundaries, area involved in the change, and the Standard geographical classification code, before and after the change. **\$1.40**

- 12-552 Standard Geographical Classification, Volume IV. The Alphabetical Index by Province.** Bil. 355 pp.

Contains all the names found in the Standard Geographical Classification system listed in alphabetical order within the ten provinces and the two territories. **\$4.50**

### 13: Comprehensive Studies

#### *Periodicals*

- 13-001 National Income and Expenditure Accounts. System of National Accounts. Quarterly. Bil. 60 pp.**

Contains gross national product and its principal components, sources and disposition of personal income and gross saving, government revenue and expenditure by level of government, transactions of residents with non-residents, gross national expenditure in constant (1971) dollars, implicit price indexes, analysis of recent trends and occasional short articles of a technical or analytical nature. **\$1.05 a copy, \$4.20 a year**

- 13-002 Financial Flow Accounts. System of National Accounts. Quarterly. Bil. 161 pp. (ISSN 0380-092X).**

Contains matrices, economic sector and financial category tables, as well as a review of the Canadian financial and monetary developments. Advance data are published in two quarterly supplements. **\$1.40 a copy, \$5.60 a year**

#### *Annual*

- 13-201 System of National Accounts – National Income and Expenditure Accounts. Approx. 44 pp. (ISSN 0318-708x).**

Contains summary tables of income and expenditure data, including constant (1961) dollar estimates of gross national expenditure and its components; sector accounts, industrial distribution of gross domestic product; geographical distribution of personal income; government supplementary tables and various miscellaneous and reconciliation tables. An introductory review of economic developments with supporting analytical tables is included. (Report number 13-201 was not published for the years 1968 to 1974, pending publication of revised National Income and Expenditure Accounts data back to 1926 in catalogue number 13-531. Tabular material to be published is available from the Gross National Product Division, as indicated on page 178 of this catalogue of publications.) See also 13-001 and 13-549. **\$1.05**

- 13-202 Federal Government Activities in Natural Sciences. Bil. 54 pp. (ISSN 0380-4984).**

Results of an annual survey of the resources of the Federal government applied to activities in the engineering and natural sciences. It covers data on the public servants engaged in scientific activities and on the public funds used to support science both in the government and in other sectors. **\$1.05**

- 13-203 Industrial Research and Development Expenditures in Canada. Bil. Approx. 30 pp. (ISSN 0575-8807).**

Data includes expenditures and manpower devoted to scientific research and development in Canadian industry. These data are generally shown by industry, industry group, ownership groups or size group. Expenditures are classified by source of funds and nature of expenditures. Manpower estimates are classified by level of training and present function. **\$1.05**

- 13-204 **Income Estimates for Counties and Census Divisions.** Bil. 41 pp. (ISSN 0317-5111).

Estimates of aggregate employment income and non-employment income for counties and census divisions, the data covering the reference year. Reconciliation with National Accounts at the provincial level and notes regarding the methodology employed.

70¢

- 13-205 **Federal Government Activities in the Human Sciences.** Bil. 56 pp. (ISSN 0319-8049).

Results of an annual survey of departments and agencies of the Federal government which devote resources for the support of activities in the field of human sciences. Data were collected for the following activities: research and development (R & D), general data collection, scientific information, education support, and operations studies. See 13-545.

\$1.40

- 13-206 **Income Distributions by Size in Canada, Preliminary Estimates.** Bil. Approx. 20 pp. (ISSN 0317-5405).

Estimates of family and individual incomes by size of income, region, family size, number of children, age and sex (of family head or individual). Tables contain preliminary estimates on the incidence of low income among various groups of families and unattached individuals and describe the characteristics of low income families in contrast with other families. Statistics derived from the Survey of Consumer Finances taken in the spring of each year.

70¢

- 13-207 **Income Distributions by Size in Canada.** Bil. 164 pp. (ISSN 0575-8750).

Estimates of family and individual incomes by size of income and by major source, region, age, sex and other characteristics; includes tables describing composition of income quintiles; also contains tables on the incidence of low income among families and unattached individuals by selected characteristics. Data pertain to all individuals and families in private households. Statistics derived from the Survey of Consumer Finances taken in the spring of each year. (Prior to the 1972 Survey, taken only occasionally. Catalogue 13-544 is the last comparable report in occasional series.)

\$2.80

- 13-208 **Family Incomes (Census Families).** Bil. 30 pp.

Distributions of census families and persons not in families by size of their income and by major source, region, age, sex and other characteristics. The concept of family used in this report is identical to that employed in Canadian censuses. The data pertain to all census families and persons not in families in private households. Statistics derived from the Survey of Consumer Finances taken in the spring of each year. (Prior to the 1972 Survey, taken only occasionally. Catalogue 13-546 is the last comparable report in occasional series.)

70¢

- 13-209 **Expenditures of Provincial Non-profit Industrial Research Institutes.** Bil. 20 pp. (ISSN 0318-2908).

Contains statistics on expenditures for scientific activities of the 8 provincial industrial research institutes. Besides data on these expenditures (source of funds, type of activity, application of work), it contains statistics on the facilities and staff of the institutes, as well as a brief comment on some of the factors affecting the institutes.

70¢

- 13-210 **Income After Tax, Distribution by Size in Canada.** Bil. 73 pp. (ISSN 0319-0374).

Income distributions for families, unattached individuals and all persons with income are shown on an after tax basis by selected characteristics, such as place of residence, age, sex, etc. Income after taxes is defined as total money income (see 13-207) less income taxes paid. First issue, 1971; there will be no separate report for 1972; 1972 and 1973 data will be published in one edition.

\$1.40

- 13-211 **Fixed Capital Flows and Stocks.** Bil. 52 pp. (ISSN 0317-5154).

Contains estimates of fixed non-residential capital stocks and flows by major industries according to the 1960 Standard Industrial Classification both in constant (1961) and current dollar valuation. Specifically, it contains estimates of capital stocks and flows relating to the whole Canadian economy (excluding housing). Estimates are given for construction type capital goods, machinery and equipment and capital items charged to operating expenses. Fixed capital flow data consist of three parts: gross and net fixed capital formation and capital consumption allowance. Both mid-year gross and net stocks are shown.

\$1.40

### *Biennial*

- 13-403 **Research and Development Expenditure in Canada.** Bil. 22 pp. (ISSN 0318-711x).

Presents some of the most frequently requested data for research and development (R & D) in Canada. Total national expenditures for R & D in the natural sciences and technology are shown for the years 1963-71. Expenditures are presented by source of funds and sector of performance. The report contains R & D information by region as well as related data for selected OECD countries.

50¢

- 13-404 **Expenditures on Scientific Activities by Private Non-profit Organizations.** Bil. 22 pp. (ISSN 0318-7071).

Expenditure on scientific and other activities of private philanthropic foundations, voluntary health organizations, associations and societies, semi-provincial government organizations and research institutes and associations and societies. Data are presented on sources of funds, type of activity, sector of performance and field of science.

70¢

*Occasional*

- 13-522 **Fixed Capital Flows and Stocks, Manufacturing, Canada, 1926 - 1960: Methodology.** 257 pp.

Basic reference document containing a review of the concepts, sources and methods used in estimating fixed capital flows and stock in manufacturing. \$2.50

- 13-525 **Incomes, Assets and Indebtedness of Non-farm Families in Canada, 1963.** Approx. 70 pp.

Contains estimates of the distribution of family incomes for the year 1963 by size of income, major source, age and sex of head and tenure. Also contains analyses of selected asset holdings and selected items of family indebtedness in early 1964. Some new information on the ownership of publicly traded stocks is included. \$1

- 13-528 **Income Distributions by Size in Canada, 1965.** Approx. 88 pp.

Estimates of family and individual incomes by size of income and by major source, region, age, sex and other characteristics. Two series of estimates are provided: the main tables contain estimates including farm families or farmers; the appendix contains non-farm income distributions. See also 13-529 and 13-534. \$1

- 13-529 **Income Distributions, Incomes of Non-farm Families and Individuals in Canada, Selected Years 1951-1965.** E. and F. 92 pp.

Summarizes income distribution data for non-farm families and individuals for the years 1951, 1954, 1957, 1959, 1961 and 1965. Besides distributions of individuals and families with certain characteristics by current dollar income size groups, the report also contains a section where all distributions are shown by income size groups in terms of constant (1961) dollars. Tables showing the composition of income quintiles in the six selected years comprise the last section of the report. \$1

- 13-531 **System of National Accounts. National Income and Expenditure Accounts, Volume I. The Annual Estimates, 1926 - 1974.** Bil. 357 pp.

A comprehensive record of the Annual National Income and Expenditure Accounts for the period 1926 to 1974, inclusive. Incorporates the results of a major historical revision of the years 1926 through 1970, plus all information that was available for the years 1971 to 1974 in the Spring of 1975. Readers interested in a discussion of the changes and effects of the historical revision should refer to Chapter 2 of *National Income and Expenditure Accounts, Volume 3* (Catalogue 13-549E). \$5.25

- 13-532 **Industrial Research and Development Expenditures in Canada, 1967.** Bil. 63 pp.

Expenditures on scientific research and development by industry, by size group, by source of funds, by field of science, by application of R & D and by product group; capital expenditures on R & D facilities; payments and receipts for patents and licences, size distribution of company R & D expenditures; R & D expenditures compared to sales; scientists, engineers and supporting personnel engaged in R & D. See also 13-202. 75¢



- 13-533 **System of National Accounts. National Income and Expenditure Accounts, Volume 2. The Quarterly Estimates, 1947 - 1974.** Bil. 225 pp.

A comprehensive record of the Quarterly National Income and Expenditure Accounts for the period 1947 to 1974, inclusive. Incorporates the results of a major historical revision of the years 1947 through 1970, plus all information that was available for the years 1971 to 1974 in the Spring of 1975. Readers interested in a discussion of the changes and effects of the historical revision are referred to Chapter 2 of *National Income and Expenditure Accounts, Volume 3* (Catalogue 13-549E). **\$3.50**

- 13-534 **Income Distributions by Size in Canada, 1967.** E. and F. Approx. 83 pp.

Estimates of family and individual incomes by size of income and by major source, region, age, sex and other characteristics. Data are comparable to the 1965 publication (13-528) and pertain to all individuals and families living in private households. The appendix contains a few non-farm income distributions that are comparable to previous reports and the data published in the historical summary covering selected years 1951-1965 (13-529). **\$1**

- 13-535 **Earnings and Work Experience of the 1967 Labour Force.** 46 pp.

Earnings of male and female earners by size of earnings in 1967 and various personal characteristics. Distribution of families and unattached individuals by size of income and the work experience of the family head in 1967. Some comparisons with similar 1961 data. The data were obtained from the Survey of Consumer Finances taken in the spring of 1968. **75¢**

- 13-536 **Statistics on Low Income in Canada, 1967.** 49 pp.

Low income cut-offs established for the analysis of the 1961 Census data were updated by the rise in the Consumer Price Index and all families and unattached individuals were categorized as having had incomes above or below these income cut-offs in 1967. Tables show distributions of low income families and individuals by characteristics such as work experience of family head, place of residence and other socio-demographic characteristics and contrast these with distributions of families and unattached individuals above the income cut-offs. Incidence of low income is estimated for many types of families and individuals, often showing in addition average family income, average family size, average number of children, etc. The data were obtained from the Survey of Consumer Finances taken in the spring of 1968. **75¢**

- 13-537 **Econometric Study of Incomes of Canadian Families, 1967.** 50 pp.

Cross-sectional data from the Survey of Consumer Finances taken in spring 1968 were used in multiple regressions in order to rank and quantify the influence of socio-economic characteristics on the level of family income in 1967. The study examines the effects of variables such as age, sex, education and occupation of the family head, the labour force participation of the wife and the place of residence of the family (rural or urban with some subdivision for city size) on family income in the five regions and in Canada. **75¢**

**13-538 Family Incomes (Census Families), 1967. 21 pp.**

Estimates of incomes of families and persons not in families by size of income and by major source, region, sex, age and other characteristics. The concept of family used in this report is identical to that employed in Canadian censuses. The data pertain to all census families and persons not in families in private households. **50¢**

**13-539 Comparative Income Distributions, 1965 and 1967. 58 pp.**

Section I includes estimates for the two years of individual income recipients, and families and unattached individuals by income size group measured in constant (1961) dollars. Tables show distributions by age, sex, family size, region, etc. Section II of report consists of tables describing the composition of income quintiles in the two years. This report updates estimates published in Catalogue 13-529 except that the data coverage is no longer restricted to non-farm families and individuals. **75¢**

**13-540 Household Facilities by Income and Other Characteristics, 1968. 180 pp.**

Presents data on the interrelationships of household incomes and household facilities and equipment. This report is based on the data from the 1968 Surveys of Consumer Finances and of Household Facilities and Equipment. It contains distributions of households by and within household income size groups, by region, by household type and other characteristics. **\$2**

**13-541 Socio-economic Characteristics of the Population Age 14 to 24, 1967. 67 pp.**

From the data collected in the spring of 1968 in the Survey of Consumer Finances special statistical tables on the incomes and work experience of young people (aged 14 to 24) in 1967 were compiled. Special attention is paid to the family circumstances of the young people. Some regressions to explain the labour force participation of wives in young families and of young family members (usually living in parental homes) are also presented. **\$1**

**13-542 Income Distributions by Size in Canada, 1969 Preliminary Estimates. 21 pp.**

Estimates of family and individual incomes by size of income, region, family size, number of children, age and sex (of family head or individual). Tables contain preliminary estimates on the incidence of low income among various groups of families and unattached individuals in 1969 and describe the characteristics of low income families in contrast with other families. **50¢**

**13-543 Fixed Capital Flows and Stocks, Manufacturing, Canada 1926-1969. Bil. 281 pp.**

Contains converted estimates of *Fixed Capital Flows and Stocks, Manufacturing, Canada 1926-1960, Methodology* (13-522) updated to 1969; and now based on the 1960 Standard Industrial Classification. The flows and stocks are shown in terms of current dollars, constant 1949, constant 1957, constant 1961 dollars and original cost dollars. **\$2.50**

**13-544 Income Distributions by Size in Canada, 1969. Bil. 90 pp.**

Estimates of family and individual incomes by size of income and by major source, region, age, sex and other characteristics. Data are comparable to the 1967 publication 13-534 and pertain to all individuals and families in private households. **\$1**



- 13-545 **Federal Government Activities in the Human Sciences.** Bil. 44 pp. (Published annually (13-205) beginning with the 1971-1973 issue.)

Results from a survey of departments and agencies of the Federal government which devote resources for the support of activities in the field of human sciences. Data were collected for the following activities: research and development (R & D), general data collection, scientific information, education support, and operations studies. 75¢

- 13-546 **Family Incomes (Census Families), 1969.** Bil. 24 pp. (Published annually (13-208) beginning with the 1971 issue.)

Estimates of incomes of families and persons not in families by size of income and by major source, region, sex, age and other characteristics. The concept of family used in this report is identical to that employed in Canadian censuses. Data are comparable to the 1967 publication 13-538 and pertain to all census families and persons not in families in private households. 50¢

- 13-547 **Incomes, Assets and Indebtedness of Families in Canada, 1969.** Bil. 196 pp. (ISSN 0319-8219).

Contains analyses of asset holdings, indebtedness and net worth of families and unattached individuals in the spring of 1970 by their 1969 incomes and such other characteristics as tenure, age of head, etc. Also contains a section on distributions of incomes, assets and indebtedness of non-farm families that are comparable to previous series (13-525, 13-514 and 13-508). \$2

- 13-549E **System of National Accounts. National Income and Expenditure Accounts.** E. and F. Approx. 425 pp.

Contains a comprehensive description of, and guide to, Canada's National Income and Expenditure Accounts and a complete record of the statistical estimates for the period 1926-1974 on an annual basis and for the period 1947-1974 on a quarterly basis. There are three volumes: volume one consists of the annual estimates; volume two contains the quarterly estimates; volume three consists of definitions, concepts, sources and methods. \$6.75

- 13-550 **Survey of Consumer Finances, Volume I, Selected Reports, 1970.** Bil. 157 pp.

One in a series of special studies based on the 1970 *Survey of Consumer Finances* 13-547. Containing three papers, it provides data that focus on selected asset and debt topics: (1) changes in the assets and debts of Canadian families over a six-year period, 1964-1970; (2) types of personal debts owed by non-farm husband-wife families, 1970; and (3) housing status and selected socio-economic characteristics of Canadian non-farm families, 1970. \$2.10

- 13-551 **Survey of Consumer Finances, Volume II, Selected Reports, 1970.** Bil. 152 pp.

Contains three reports based on asset and debt data collected by the Survey of Consumer Finances, 1970: (1) effect of transfers received and transfers paid on family incomes, 1969; (2) study of net worth of Canadian-born and immigrant families, 1970; and (3) comparison of leverage ratios by selected socio-demographic variables, 1970. \$2.10

**13-552 Incomes of Unemployed Individuals and Their Families, 1971. Bil. 90 pp.**

Individuals who had experienced some unemployment in 1971; their incomes and their relationship to family heads are examined with a view of ascertaining the effect of unemployment on family incomes. Tables show distributions of such individuals (categorized in terms of their relationship to family head) by their socio-demographic and labour force characteristics. Tables on family incomes compare incomes of families without unemployment with those where the head or some other family member had been unemployed in 1971. The data were obtained from the Survey of Consumer Finances taken in April 1972.

**\$1****13-553 Statistics on Low Income in Canada, 1969. Bil. 108 pp. (ISSN 0318-7098).**

Using data collected from the 1970 Survey of Consumer Finances, this report examines the general characteristics of 1969 low income family units and changes in these characteristics since 1967; the financial position of low income family units with respect to assets and debts by selected socio-demographic characteristics; income deficits of low income family units; the extent of continued low income status over the two-year period from 1968 to 1969.

**\$1****13-554 Earnings and Work Experience of the 1971 Labour Force. Bil. 45 pp. (ISSN 0318-403x).**

Estimates of earnings of male and female earners by size of earnings in 1971 and various personal characteristics. Distributions of families and unattached individuals by size of family income and work experience of head of family are also included. Statistics were derived from the Survey of Consumer Finances taken in the spring of 1972.

**\$1.40****13-555 Selected Statistics on Technological Innovation in Industry. Bil. 48 pp. (ISSN 0318-7101).**

A statistical study of various aspects of technological innovation in Canada, this report contains: (a) an analysis of the cost model for innovations; (b) some information on sources of ideas for innovations; and (c) statistical tables describing some characteristics of the reported projects. This experimental study was conducted in 1971 and 1973.

**\$1.05****13-556 Economic Returns to Education in Canada. Bil. 32 pp.**

Micro-economic data from the survey of Consumer Finances taken in 1968 are used to measure the social economic returns to education in Canada. Regression analyses are carried out within education classes, examining the effects of characteristics other than education which are related to income. Average age-income profiles, adjusted for the influence on income of these relevant variables, are then derived with differences reflecting both the direct and indirect effects of education on income.

**70¢**

- 13-558 **A Review of Recent Proposals for Modifying and Extending the Measure of GNP**, by Professor Oli Hawrylyshyn. Bil. 54 pp.

Examines the major recent proposals made to modify the GNP with a view to deriving a measure of economic welfare, and provides a possible framework for further examination of these proposals. **\$1.05**

- 13-559 **Income Inequality: Statistical Methodology and Canadian Illustrations**. Bil. 136 pp.

Summarizes some of the problems associated with the analysis of income inequality and presents a statistical methodology for analyzing data. Although largely methodological in nature, it includes some interesting data on income inequality in Canada over the last two decades as well as some detailed cross-sectional tabulations related to income inequality in 1967 and 1971. **\$2.10**

- 13-560 **Household Facilities by Income and Other Characteristics, 1972**. 169 pp.

Presents data on the interrelationships of household incomes and household facilities and equipment. This report is based on the data from the 1972 Surveys of Consumer Finances and of Household Facilities and Equipment. It contains distributions of households by and within household income size groups, by region, by household type and other characteristics. **\$2.50**

## 14: Productivity Studies

### *Annual*

- 14-201 **Aggregate Productivity Measures. Formerly Aggregate Productivity Trends.** Bil. 56 pp.

Indexes of output per person employed and per man-hour, and indexes of unit labour costs for all commercial industries as well as industry groupings, including commercial goods-producing industries, commercial service-producing industries, agriculture and manufacturing. Also comparisons with corresponding U.S. official measures where available. **\$1.05**

### *Occasional*

- 14-501 **Indexes of Output Per Person Employed and Per Man-Hour in Canada, Commercial Nonagricultural Industries, 1947 - 63.** 50 pp.

Estimates of output per person employed and output per man-hour for the commercial nonagricultural industries and for their manufacturing and nonmanufacturing components. Contains charts including trend lines and comparisons with United States data. **75¢**

- 14-502 **Productivity Trends in Industry: Report No. 1—Synthetic Textile Mills, Breweries, Pulp and Paper Mills, 1947 - 61.** 135 pp.

Index numbers of output per production worker, and per person employed, as well as corresponding man-hour based measures, from 1947 to 1961 for the Synthetic Textile Mills, Breweries and Pulp and Paper Mills industries. Analysis of trends and fluctuations in the productivity measures and comparisons with U.S. data. General description and characteristics of the three industries. Notes on the basic concepts and methods, sources and data used and special problems encountered in the compilation of the measures. **\$1.50**

- 14-503 **Productivity Trends in Industry: Report No. 2 — Iron and Steel Mills, 1959 - 68.** 20 pp.

Index numbers of output per person employed and per man-hour paid of persons employed, of output per production worker and per man-hour paid of production workers, and of salaries and wages per unit of output, together with the components of each of these series for the Iron and Steel Mills Industry. Analysis of trends and fluctuations in the productivity and labour cost measures and comparisons of productivity with the corresponding U.S. industry. Capacity chart, growth rates of gross and net capital stock and general description of the industry. Notes on sources, concepts and methodology additional to 14-502 and on data problems peculiar to this study. **50¢**

- 14-504 Productivity Trends in Industry. Indexes of Output Per Person Employed and Per Man-hour. Petroleum Refineries. 1959 - 1969. Bil. 24 pp.**

Index numbers of output per person employed and per man-hour paid of persons employed, of output per production worker and per man-hour paid of production workers, and of salaries and wages per unit of output, together with the components of each of these series for Petroleum Refineries. Analysis of trends and fluctuations in the productivity and labour cost measures and comparisons of productivity with the corresponding U.S. industry. Growth rates of gross and net capital stock and general description of the industry. Notes on sources, concepts and methodology additional to 14-502 and on data problems peculiar to this study. **50¢**

- 14-505 Productivity Trends in Industry. Indexes of Output Per Person Employed and Per Man-hour. Cement Manufacturers, 1959 - 1969. Bil. 25 pp.**

Index numbers of output per person employed and per man-hour paid of persons employed, of output per production worker and per man-hour paid of production workers, and of salaries and wages per unit of output, together with the components of each of these series for Cement Manufacturers. Analysis of trends and fluctuations in the productivity and labour cost measures and comparisons of productivity with the corresponding U.S. industry. Growth rates of gross and net capital stock and general description of the industry. Notes on sources, concepts and methodology additional to 14-502 and on data problems peculiar to this study. **50¢**

- 14-506 Productivity Trends in Industry. Indexes of Output Per Person Employed and Per Man-hour. Sugar Refineries, 1959 - 1969. Bil. 25 pp.**

Index numbers of output per person employed and per man-hour paid of persons employed, of output per production worker and per man-hour paid of production workers, and of salaries and wages per unit of output, together with the components of each of these series for Sugar Refineries. Analysis of trends and fluctuations in the productivity and labour cost measures and comparisons of productivity with the corresponding U.S. industry. Growth rates of gross and net capital stock and general description of the industry. Notes on sources, concepts and methodology additional to 14-502 and on data problems peculiar to this study. **50¢**

## 15: Input-Output Tables

### *Occasional*

- 15-501 **The Input-Output Structure of the Canadian Economy, 1961. Volume I – System of National Accounts. Input-Output Tables.** 414 pp.

Contains a description of the accounting framework of the preliminary 1961 Input-Output Tables; a discussion, in both mathematical and non-mathematical terms, of their uses for analysis; input-output accounts and analytical tables for two levels of aggregation – sixteen industries by forty commodities, and sixty-five industries by sixty-five commodities. **\$4**

- 15-502 **The Input-Output Structure of the Canadian Economy, 1961. Volume II – System of National Accounts. Input-Output Tables.** 316 pp.

An extension of Volume I (15-501). Contains a set of 1961 input-output accounts and analytical tables for a third aggregation – 110 industries by 197 commodities. The user must refer to Volume I for all of the descriptive material and classification systems relating to these tables. **\$3**

- 15-503E **Input-Output Study of the Atlantic Provinces, 1965. Volume I. Social Accounting Matrix and Models.** E. and F. 385 pp.

Contains a description of the social accounting framework for a provincial economy including input-output accounts, some input-output models based on these accounts, and the input-output tables for each of the four Atlantic provinces as well as a consolidated table for the region as a whole. **\$6**

- 15-504E **Input-Output Study of the Atlantic Provinces, 1965. Volume II – Structural Analysis and Data Sources.** E. and F. 434 pp.

Contains a detailed analysis of the Atlantic economy based on the input-output models; sources and methods used in the compilation of the Input-Output Accounts for the Atlantic provinces. **\$6.75**

- 15-505E **The Input-Output Structure of the Canadian Economy, 1961-66.** E. and F. 200 pp.

Contains the accounting framework, the classification system and some definitions used for the input-output tables; it also describes the input-output model used for the impact tables. Also contains inputs, outputs, final demand and impact tables at two levels of aggregation, Small and Medium, for each of the six years 1961-66. **\$2.75**



## 2: PRIMARY INDUSTRIES

### 21: Farm Income, Values and General Production

#### *Periodicals*

- 21-001 **Farm Cash Receipts.** Monthly beginning January 1972. Bil. Approx. 16 pp.

Estimates of income received by farmers from the sale of farm products by provinces and main commodities, cumulative from January to reference month; data for Canada and provinces. See also 21-201 and 21-502.

30¢ a copy, \$3 a year

- 21-002 **Farm Wages in Canada.** Three issues a year. Bil. 2 pp.

Average wage rates at middle of January, May and August for Maritime Region and Provinces. Includes rates by the hour, day, month and year with and without board and lodging provided by employer.

35¢ a copy, \$1.05 a year

- 21-003 **Quarterly Bulletin of Agricultural Statistics.** Bil. Approx. 282 pp. (ISSN 0033 - 5320).

Summaries of current statistics on agriculture published in permanent record form.

\$1.40 a copy, \$5.60 a year

#### *Annual*

- 21-201 **Farm Cash Receipts.** Bil. Approx. 29 pp.

Estimates of income received by farmers from the sale of farm products by main commodities; quarterly and annual data for Canada and provinces. See also 21-001.

70¢

- 21-202 **Farm Net Income.** Bil. Approx. 37 pp.

Net income of farm operators from farming operations. Includes detailed estimates of farm operating expenses and income in kind (for detail of cash receipts see 21-001). Data available for Canada and provinces. See also 21-003.

\$1.05

- 21-203 **Index of Farm Production.** Bil. 3 pp.

Index numbers of the physical volume of agricultural production for Canada and the provinces. See also 21-003.

35¢

- 21-204 **Farm Net Income.**

Advance estimates for Canada and provinces. Includes totals for such components as cash receipts, income in kind, inventory changes and operating expenses. Discontinued. Last issue, 1971 see 21-001, 21-202.



*Occasional*

- 21-507 **Handbook of Agricultural Statistics, Part I: Field Crops.** Approx. 210 pp.

Comprehensive handbook of major statistical series, covering acreage, yield, production, farm prices and value from 1908 to 1962; Canada and the provinces. Includes supply-disposition tables for major cash crops and historical series on market prices for major grains. Superseded by 21-516. **\$2**

- 21-511 **Handbook of Agricultural Statistics, Part II: Farm Income.** 94 pp.

Historical series of cash receipts from farming operations, income in kind, gross farm income, farm operating expenses, farm net income from farming operations, 1926 to 1965; Canada and provinces. **\$1**

- 21-513 **Handbook of Agricultural Statistics, Part VII: Dairy Statistics, 1920-68.** 37 pp.

Statistical handbook covering the period 1920 to 1968, Canada and provinces; the series comprises production at farm and manufacturing levels, distribution, farm cash receipts, farm value from dairying, and supply-disposition tables including per capita consumption of dairy products. Superseded by 21-515. **75¢**

- 21-514 **Handbook of Agricultural Statistics, Part VI: Livestock and Animal Products, 1871-1973.** Bil. 126 pp.

A handbook of major livestock statistical series covering numbers on farms, values, output and disposal, production and disappearance, slaughterings, marketings and prices; Canada and the provinces. Data start from the earliest year for which records are available. Supersedes report number 21-508. **\$2.10**

- 21-515 **Handbook of Agricultural Statistics, Part VII: Dairy Statistics, 1920-1973.** Bil. 43 pp.

Statistical handbook covering the period 1920 to 1973, Canada and provinces; the series comprises production at farm and manufacturing levels, distribution, farm cash receipts, farm value from dairying, and supply-disposition tables, including per capita consumption of dairy products. Supersedes 21-514. **\$1.05**

- 21-516 **Handbook of Agricultural Statistics, Part I: Field Crops.** Bil. Approx. 190 pp.

Comprehensive handbook of major statistical series, covering acreage, yield, production, farm prices and value from 1971 to 1974; Canada and the provinces. Supersedes 21-507. **\$2.80**

## 22: Farm Crops

### *Periodicals*

- 22-001 **Coarse Grains Review.** Quarterly. Bil. Approx. 43 pp. (ISSN 0009-9996).

Marketings, supply, shipments, prices and other aspects of the feed grain trade; includes review of feed grain situation in Argentina, Australia, the United States and other major producing countries.

**\$1.05 a copy, \$4.20 a year**

- 22-002 **Field Crop Reporting Series.** Seasonal, January to November. E. and F. 2 to 12 pp. (ISSN 0575-8548).

Set of 20 reports covering current acreage, seeding, growth and condition of crops, progress of harvesting, production, value and stocks. Titles and release dates listed in crop-reporting calendar issued in January each year. See also 21-003 and 22-003.

**\$5.60 a year**

- 22-003 **Fruit and Vegetable Crop Reports.** Seasonal. Bil. 15 pp.

Annual estimates of planted acreage and production of principal commercially grown vegetables; mushroom statistics, intentions to contract, contracted acreages and planted acreages of main canning crops; estimated production of principal commercial fruit crops and value of production (grower prices). All data shown on provincial basis. See also 32-218.

**\$1.40 a year**

- 22-005 **The Wheat Review.** Monthly. Bil. Approx. 39 pp. (ISSN 0043-471X).

Marketings, supply, shipments, prices and other aspects of the wheat trade; includes review of wheat situation in Argentina, Australia, the United States, and other wheat-growing countries.

**55¢ a copy, \$5.50 a year**

- 22-006 **Oilseeds Review.** Quarterly. Bil. Approx. 41 pp.

Marketings, stocks, shipments, prices, crushings and other aspects of the oil-seed trade in Canada; includes review of market situation for oilseeds and other animal fats and oils in other major producing countries.

**\$1.05 a copy, \$4.20 a year**

### *Annual*

- 22-201 **Grain Trade of Canada.** Bil. 98 pp.

Complete summary of acreage, production of grains, marketing, inspections, receipts and shipments, movement within Canada, exports, and flour-milling statistics.

**\$1.40**

- 22-202 **Greenhouse Industry.** Bil. Approx. 31 pp. (ISSN 0527-5369).

Number of establishments, area under glass, value of sales, flower production by type of crops; financial statistics; Canada and the provinces.

**70¢**

- 22-203 **Survey of Canadian Nursery Trades Industry.** Bil. Approx. 29 pp. (ISSN 0318-5184).

Sales and purchases of fruit and ornamental nursery stock, financial statistics, Canada and the provinces. 70¢

- 22-204 **Production and Value of Maple Products.** Bil. Approx. 2 pp. (ISSN 0317-9672).

Production and value of maple syrup and maple sugar, Canada and producing provinces. See also 21-003. 35¢

- 22-205 **Leaf Tobacco Acreage, Production and Value.** Bil. Approx. 4 pp. (ISSN 0527-5466).

Area, production and value of tobacco crops by types, Canada and producing provinces. See also 21-003. 35¢

## 23: Farm Livestock and Animal Products

### *Periodicals*

- 23-001 **The Dairy Review.** Monthly. Bil. Approx. 18 pp. (ISSN 0300-0753).

Statistical summary of the dairy situation, milk production and utilization, farm value and cash income from dairying. See also 23-201 and 32-002.

40¢ a copy, \$4 a year

- 23-002 **Fluid Milk Sales.** Monthly. (ISSN 0300-0788).

Commercial sales of milk and cream, Canada, by province, and in leading urban markets, with percentage changes and other analyses. Discontinued. Last issue, December 1974. See 23-001.

- 23-003 **Production of Eggs and Poultry.** Monthly. Bil. 16 pp. (ISSN 0317-1698).

Estimates of number of layers, net production and disposition of eggs by provinces; estimates of poultry meat supply and disposition at January 1 and hens and pullets on farms on July 1. (Published previously for June 1 and December 1 in 23-006). See also 23-202.

30¢ a copy, \$3 a year

- 23-004 **Report on Livestock Surveys: Cattle, Sheep.** Semi-annual. Bil. Approx. 4 pp.

Estimates of numbers on farms, January 1 and July 1, by provinces. See also 21-003.

35¢ a copy, 70¢ a year

- 23-005 **Report on Livestock Surveys: Pigs.** Quarterly. Bil. 2 to 9 pp. (ISSN 0318-7896).

Estimates of numbers on farms, January 1, April 1, July 1 and October 1. See also 21-003.

35¢ a copy, \$1.40 a year

- 23-006 **Report on Poultry Surveys.** Semi-annual.

Estimates of number of chickens, turkeys, geese, ducks on farms, by provinces, for June 1 and December 1. Discontinued. Last issue, December 1972. See 21-003.

- 23-007 **Honey Production.** Semi-annual. Bil. 4 pp. Formerly 23-209. (ISSN 0319-3799).

Number of beekeepers and colonies, honey production and value, Canada and provinces.

35¢ a copy, 70¢ a year

### *Annual*

- 23-201 **Dairy Statistics.** Bil. Approx. 25 pp. (ISSN 0068-7111).

Estimates of quantity and farm value of total milk production and utilization, factory production, fluid milk and cream sales, and domestic disappearance of dairy products, Canada, by province. See also 23-001 and 32-002.

70¢

- 23-202 **Production of Poultry and Eggs.** Bil. 24 pp. (ISSN 0068-7189).

Estimates of production and consumption of poultry and eggs, Canada and the provinces. See also 23-003.

70¢

- 23-203 **Livestock and Animal Products Statistics.** Bil. Approx. 84 pp. (ISSN 0068-7154).

Detailed statistical coverage of livestock population, marketings, meat stocks, wool and hides, and other animal products. (ISSN 0068-7154). \$1.40

- 23-204 **Shorn Wool Production.** Bil. 2 pp. (ISSN 0527-6179).

Sheep shorn, yield per fleece and total production. See also 21-003. 35¢

- 23-205 **Wool Production and Supply.** Bil. 2 pp. (ISSN 0300-0265).

Production of shorn and pulled wool, exports, imports, domestic disappearance. See also 21-003. 35¢

- 23-207 **Fur Production.** Bil. Approx. 16 pp. (ISSN 0318-787x).

Production of pelts by provinces with source, wildlife or ranch raised. See also 34-213. 70¢

- 23-208 **Report on Fur Farms.** Bil. Approx. 18 pp. (ISSN 0318-7888).

Number of fur farms and fur animals, number and value of pelts taken, by provinces and kinds; exports and imports. See also 21-003. 70¢

- 23-209 **Production and Value Estimate of Honey.** Published as a semi-annual (23-007).

Number of beekeepers and colonies, honey production and value, Canada and provinces.

## 24: Fishing

### *Periodicals*

- 24-001 **Fish Freezings and Stocks**. Monthly. Bil. Approx. 22 pp. (ISSN 0380 - 0776).  
Stocks of fish in cold storage by provinces on first day of each month and tables of fish frozen during the month. **40¢ a copy, \$4 a year**
- 24-002 **Monthly Review of Canadian Fisheries Statistics**. Monthly. Bil. Approx. 24 pp. (ISSN 0300-0774).  
Landings and landed values, disposition of catch, cold storage stocks, imports and exports. **40¢ a copy, \$4 a year**
- 24-003 **Fish and Fish Products Service Bulletin**.  
Contains data on fish freezings and stocks, Canada and the provinces. Discontinued. See other reports in the 24 - - - series and 32-216.

### *Annual*

The following reports (24-201 to 24-208 inclusive) contain comprehensive statistics on landings and landed value of fish, shellfish and marine animals, by species; quantity and value of fishery products and by-products; capital equipment employed and persons engaged in primary operations.

- 24-201 **Fisheries Statistics of Canada - Canada Summary**. Bil. Approx. 27 pp. (ISSN 0380 - 0245). **70¢**
- 24-202 **Fisheries Statistics - Newfoundland**. Bil. Approx. 29 pp. (ISSN 0527 - 5229). **70¢**
- 24-203 **Fisheries Statistics - Prince Edward Island**. Bil. Approx. 23 pp. (ISSN 0575 - 8556). **70¢**
- 24-204 **Fisheries Statistics - New Brunswick**. Bil. Approx. 31 pp. (ISSN 0527 - 5210). **70¢**
- 24-205 **Fisheries Statistics - Nova Scotia**. Bil. Approx. 30 pp. (ISSN 0527 - 5231). **70¢**
- 24-206 **Fisheries Statistics - Quebec**. Bil. Approx. 35 pp. (ISSN 0527 - 5253). **\$1.05**
- 24-207 **Fisheries Statistics: Ontario, Manitoba, Saskatchewan, Alberta and North-west Territories**. Bil. Approx. 24 pp. (ISSN 0380 - 0261). **70¢**
- 24-208 **Fisheries Statistics - British Columbia and Yukon**. Bil. Approx. 16 pp. (ISSN 0380 - 0253). **70¢**

## 25: Forestry

### *Periodicals*

- 25-001 **Pulpwood and Wood Residue Statistics.** Monthly. Bil. Approx. 4 pp. (ISSN 0575 - 9536).

Monthly and cumulative data on production, consumption and inventories of pulpwood, Canada and the provinces. 15¢ a copy, \$1.50 a year

### *Annual*

- 25-201 **Logging** (S.I.C. 031, 0311, 0319). Bil. Approx. 60 pp.

Principal statistics of the logging industry (S.I.C. 031) including number of establishments, average number of employees, salaries and wages, cost of fuel and electricity, cost of materials used, value of shipments and value added by logging. Comparative statistics of this nature are given by province and Canada for earlier years. Commodity detail is given on inputs and outputs by provinces. Also included are estimates of total forest production, by products and by provinces. \$1.40

- 25-202 **Canadian Forestry Statistics.** Bil. Approx. 25 pp. (ISSN 0575-805x).

Areas of forest land by type and by province and by tenure and by province; forest inventories of merchantable timber by species and by province; estimates of depletion of forest resources by utilization and by fire; estimates of primary forest production and of forest production on farms, by products and by provinces; principal statistics of the logging industry, the wood industries and the pulp, paper and allied industries; Canadian shipments and exports of principal commodities; imports of roundwood. 70¢

### *Occasional*

- 25-504 **Canadian Forestry Statistics.** Bil. 55 pp.

Classification of forest land by tenure, inventory estimates of merchantable timber by species, production of primary and secondary forest products, national and provincial estimates; number of establishments, average number of employees, salaries and wages, cost of fuel and electricity, cost of materials used, selling value of shipments and value added by logging and by manufacturing for forest-based industries; external trade in forest products. Contains statistics from the earliest years for which comparable data are available up to and including 1969. See also 25-202. 75¢



**26: Mining***Periodicals*

- 26-001 **Asbestos. Monthly. Bil. 1 p.** (ISSN 0380 - 5778).

Mine shipments by grades, by provinces, monthly and cumulative.

15¢ a copy, \$1.50 a year

- 26-003 **Copper and Nickel Production. Monthly. Bil. 3 pp.** (ISSN 0380 - 6952).

Production of primary and refined copper; domestic shipments of refined copper; production of nickel; monthly and cumulative.

15¢ a copy, \$1.50 a year

- 26-004 **Gold Production. Monthly. Bil. 2 pp.** (ISSN 0318-7977).

Production of gold from auriferous quartz and base metal mines, by provinces, monthly and cumulative.

15¢ a copy, \$1.50 a year

- 26-005 **Iron Ore. Monthly. Bil. 2 pp.** (ISSN 0318-7969).

Producers' shipments and stocks of iron ore, by provinces, monthly and cumulative.

15¢ a copy, \$1.50 a year

- 26-006 **Crude Petroleum and Natural Gas Production. Monthly. Bil. 10 pp.**

Production and disposition of crude petroleum and natural gas, by provinces, monthly and cumulative.

30¢ a copy, \$3 a year

- 26-007 **Production of Canada's Leading Minerals. Monthly. Bil. 2 pp.** (ISSN 0008-2619).

Statistics on production of leading minerals, monthly and cumulative.

15¢ a copy, \$1.50 a year

- 26-008 **Silver, Lead and Zinc Production. Monthly. Bil. 4 pp.** (ISSN 0318-7926).

Production of silver, and production of primary and refined lead and zinc, consumption of refined zinc, monthly and cumulative.

15¢ a copy, \$1.50 a year

- 26-009 **Salt. Monthly. Bil. 1 p.** (ISSN 0318-7918).

Production, shipments and stock of producers of salts; monthly and cumulative.

15¢ a copy, \$1.50 a year

*Annual*

- 26-201 **General Review of the Mineral Industries. Bil. Approx. 50 pp.**

Comprehensive final statistics of the mining industry, including production and value of minerals by kinds, by provinces; historical tables of values by main groups; average prices of leading minerals; principal statistics by main groups, by provinces.

\$1.05

- 26-202 **Canada's Mineral Production, Preliminary Estimate.** Bil. Approx. 14 pp. (ISSN 0380 - 7797).

Early estimates (released at first of January) of mineral production by classes, by provinces; quantities and values. 70¢

- 26-204 **Mineral Industries: Principal Statistics.** Bil. 2 pp.

Number of mines, wells, quarries, employees, salaries and wages, cost of process supplies and fuel, and net value added by processing, by main groups, by provinces. 35¢

The individual industry reports 26-205 to 26-221, inclusive, present statistics on number of mines or plants, average number of employees, salaries and wages, cost of fuel and electricity, cost of materials and gross selling value of products, with comparative totals for earlier years for Canada and breakdown by provinces. Further detail is also given on the number of wage-earners by sex, by months; fuel by kinds and electricity used, quantity and cost; quantity and costs of various materials used; various products shipped, with selling value at works and quantity.

- 26-205 **Asbestos Mines (S.I.C. 071).** Bil. Approx. 10 pp. (ISSN 0381 - 9728). 70¢

- 26-206 **Coal Mines (S.I.C. 061).** Bil. Approx. 60 pp. \$1.05

- 26-207 **Contract Drilling for Petroleum and Other Contract Drilling (S.I.C. 096, 098).** Bil. Approx. 10 pp. (ISSN 0318 - 8841). 70¢

- 26-208 **Feldspar and Quartz Mines (S.I.C. 0792).** Bil. Approx. 10 pp. (ISSN 0319-4957). 70¢

- 26-209 **Gold Quartz and Copper-Gold-Silver Mines. Formerly Placer Gold Mines, Gold Quartz Mines and Copper-Gold-Silver Mines (S.I.C. 051, 052, 0591).** Bil. Approx. 22 pp. (ISSN 0380 - 4968). 70¢

- 26-210 **Iron Mines (S.I.C. 058).** Bil. Approx. 8 pp. (ISSN 0575-8858). 35¢

- 26-211 **Nickel-Copper Mines (S.I.C. 0592).** Bil. Approx. 14 pp. (ISSN 0380 - 0792). 70¢

- 26-212 **Peat Industry (S.I.C. 072).** Bil. Approx. 10 pp. (ISSN 0380 - 0806). 70¢

- 26-213 **The Crude Petroleum and Natural Gas Industry.** Bil. Approx. 30 pp. 70¢

- 26-214 **Salt Mines (S.I.C. 0793).** Bil. Approx. 10 pp. See also 26-009. (ISSN 0575 - 9641). 70¢

- 26-215 **Sand and Gravel Pits (S.I.C. 087).** Bil. Approx. 14 pp. (ISSN 0575 - 9654). 70¢

- 26-216 **Silver-Cobalt Mines and Silver-Lead-Zinc Mines (S.I.C. 0593, 0594).** Bil. Approx. 22 pp. 70¢

- 26-217 **Stone Quarries** (S.I.C. 083). Bil. Approx. 27 pp. See also 44-213. (ISSN 0575-9846). 70¢
- 26-218 **Soapstone and Talc Mines** (S.I.C. 0791). Bil. Approx. 8 pp. 70¢
- 26-219 **Miscellaneous Metal Mines** (S.I.C. 0595, 0599). Bil. Approx. 29 pp. (ISSN 0575-9048). 70¢
- 26-220 **Miscellaneous Non-metal Mines** (S.I.C. 0794, 0799). Bil. Approx. 24 pp. (ISSN 0380 - 6952). 70¢
- 26-221 **Gypsum Mines** (S.I.C. 073). Bil. Approx. 8 pp. (ISSN 0380 - 0784). 70¢
- 26-222 **Potash Mines** (S.I.C. 0794). Bil. 8 pp. First issue, 1974. 35¢

### 3: MANUFACTURING

#### Description of Reports

Publications listed under "Manufacturing" relate to Division 5 of the *Standard Industrial Classification*.

These publications consist of a large number of reports, some of which provide summarized and analytical information for manufacturing as a whole and others which provide detailed information on individual manufacturing industries or on various commodities.

Although titles of the various reports are broadly indicative of the subject matter covered, explanatory notes have been included under title headings where necessary. Such notes are generally restricted to reports dealing with the manufacturing industries as a whole (sub-group 31) and to those publications dealing with commodities. The reports on individual industries are generally similar to each other in character and include such principal statistics as: number of establishments, number and type of employees and their salaries and wages, cost of fuel and electricity, value of shipments of goods of own manufacture, and value added. Comparative statistics are given for Canada for earlier years and for the preceding year for provinces. Also shown are the value and, where applicable, quantities of major products shipped and purchased materials used by establishments classified to the industry. Some reports also show total manufacturers' shipments of relevant commodities without regard to industry of origin, but this is given comprehensively for all commodities in

an annual report on products shipped by Canadian manufacturers.

Primarily due to the fact that annual surveys cannot be initiated until the end of the calendar year and to the time required to collect, edit and compile extensive data, most annual industry reports are not available until a year or more after the end of the year of survey. However, two-page preliminary bulletins providing data on shipments of goods of own manufacture and on principal statistics by province are issued to subscribers as soon as the statistics on individual industries are compiled, expediting their availability to users considerably. Other preliminary bulletins are also published relating to manufacturing as a whole.

In addition there are a large number of publications which are published more frequently than once a year and which contain current information on commodities (generally shipments, production or consumption). Although not exactly suitable to industry analyses, except in the case of one-industry commodities, they have proven to be most useful in commodity analyses.

Current estimates of the value of shipments, inventories and orders for manufacturing industries in total, numerous sub-aggregations and selected industries are issued monthly. They are based on a sample survey of establishments representing about 75% of the shipments, determined from the Census of Manufactures.

## 31: General Survey

### Preliminary Bulletins, Census of Manufactures

A preliminary bulletin for almost every report of the annual Census of Manufactures, including some 130 industry reports and most general reports, is sent free-of-charge to subscribers to the report involved. In addition, the entire set of preliminary bulletins may be subscribed to as a service for \$4.90 per annual Census. Preliminary bulletins contain selected commodity and principal statistics (employees, shipments, etc.) in the case of industry reports and selected principal statistics in the case of general reports.

### *Periodicals*

- 31-001 **Inventories, Shipments and Orders in Manufacturing Industries.** Monthly. Bil. Approx. 47 pp.

Values of shipments, new and unfilled orders and month-end inventories by months in all manufacturing industries, in selected individual industries, and in groupings, according to the Standard Industrial Classification and by economic-use; ratios of value of inventories to shipments; concepts and sources.

55¢ a copy, \$5.50 a year

- 31-002 **New Manufacturing Establishments in Canada.**

Names, addresses and principal products of new manufacturing plants. Discontinued. Last issue, Dec. 1973.

### *Annual*

- 31-201 **General Review of the Manufacturing Industries of Canada, Volume II: Supplementary Data and Analyses.**

In a restructuring of the General Review of the Manufacturing Industries of Canada this report was divided into two volumes. See 31-203 for Volume I. The first number of Volume II is to be issued for the 1969 Census of Manufactures. Discontinued. Last issue, 1969. See 31-203.

- 31-203 **General Review of the Manufacturing Industries of Canada; National and Provincial Areas.** Formerly **General Review of the Manufacturing Industries of Canada, Volume I: Industries by Province.** Bil. 215 pp.

Principal statistics for Canada and provinces by industries and industry groups. Historical and other tabulations.

\$2.80

- 31-204 **Manufacturing Industries of Canada: Atlantic Provinces.**

Provincial and regional data. Discontinued. Last issue, 1971. See 31-203.

- 31-205 **Manufacturing Industries of Canada: Quebec.** (ISSN 0527 - 5598.)

Provincial data. Discontinued. Last issue, 1971. See 31-203.

- 31-206 **Manufacturing Industries of Canada: Ontario.**

Provincial data. Discontinued. Last issue, 1971. See 31-203.

**31-207 Manufacturing Industries of Canada: Prairie Provinces.**

Provincial and regional data. Discontinued. Last issue, 1971. See 31-203.

**31-208 Manufacturing Industries of Canada: British Columbia, Yukon and Northwest Territories.**

Provincial and regional data. Discontinued. Last issue, 1971. See 31-203.

**31-209 Manufacturing Industries of Canada, Sub-provincial Areas. Formerly Manufacturing Industries of Canada: Geographical Distribution. Bil. Approx. 444 pp.**

Detailed small area data. Total, industry group and industry data for economic regions, census metropolitan areas, industry group data for municipalities; size distributions of establishments for census metropolitan areas and selected municipalities; other tabulations and analyses. **\$7.50**

**31-210 Manufacturing Industries of Canada: Type of Organization and Size of Establishment. Bil. 86 pp.**

Principal statistics of manufacturing establishments distributed by type of organization (individual ownership, partnerships, incorporated companies and co-operatives) and by size of establishments according to number employed and to value of shipments of goods of own manufacture. All-industry data for Canada and provinces, other distributions by industry groups for Canada and employment size distributions for individual industries. **\$1.40**

**31-211 Products Shipped by Canadian Manufacturers. Bil. 158 pp.**

Total Canadian and provincial shipments of products according to the Industrial Commodity Classification. Value and, where available, quantities of shipments. **\$2.80**

**31-212 Consumption of Containers and Other Packaging Supplies by the Manufacturing Industries. Bil. 28 pp. (ISSN 0576-0186).**

Contains consumption data of the manufacturing industries on containers by industry, together with a detailed breakdown of such consumption. See also 31-502. **70¢**

*Biennial***31-401 Domestic and Foreign Control of Manufacturing Establishments in Canada. Bil. 276 pp.**

Establishment-based data distributed according to control in Canada, the United States and other foreign countries, using returns of the Census of Manufactures and the annual Survey of Capital Expenditures. Census of Manufactures data at various levels of disaggregation, including industry groups and individual industries for Canada, industry groups and leading industries for provinces with certain details also for Census Metropolitan areas. Capital expenditures data for industry groups for Canada. **\$3.50**



- 31-402 **Industrial Organization and Concentration in Manufacturing, Mining and Logging Industries.** Bil. 136 pp. (ISSN 0318 - 8795).

Measures of industrial concentration for individual industries for 1970 with revised concentration ratios for 1968 and historical comparisons for 1965. The basic measures are shares of industry shipments accounted for by establishments belonging to the largest 4, 8, 12, 20 and 50 enterprises and Herfindahl indexes. Also special compilations for enterprises classified in their entirety to their principal industry (including measures of industry specialization of enterprises classified to an industry). First biennial issue, 1970. See also 31-514. **\$2.10**

*Occasional*

- 31-504 **Destination of Shipments of Manufacturers, 1967.** Bil. 276 pp.

Dollar value of the destination of total manufacturers' shipments of goods of own manufacture by industry group and industry, by province of destination; and of the destination of total manufacturers' shipments of goods of own manufacture by industry and by province of origin. **\$2.50**

- 31-509 **Industrial Migration in Ontario.** 154 pp.

Examines the application of Markov chain models to the forecasting of two aspects of industrial activity: the relocations of manufacturing establishments, and their growth as measured by number of employees. The modelling is based on data derived from the annual Census of Manufactures spanning the period 1961-65. The study also explores techniques of improving the accuracy of Markov chain models for projective purposes. A basic exposition of the theory is given, and the statistical tests to verify the assumptions of order and stationarity are explained. **\$1**

- 31-514 **Industrial Organization and Concentration in the Manufacturing, Mining and Logging Industries, 1968.** Bil. 184 pp.

Measures of industrial concentration for individual industries for 1968 and 1965 (including shares of industry shipments accounted for by establishments belonging to largest 4, 8, 12, 20 and 50 enterprises and Herfindahl indexes). Also special compilations for enterprises classified in their entirety to their principal industry (including measures of industry specialization of enterprises classified to an industry). **\$2**

- 31-518 **Growth Patterns in Manufacturing Employment by Counties and Census Divisions, 1961-1970.** Bil. 134 pp.

Uses the industry mix-regional share technique for analysing changes in manufacturing employment. Change in employment for each industry in a census division is compared with the national growth rate for all industries, and this difference is resolved into two components: that attributable to the particular industry's growth rate (industry mix) and the residual change (regional share). Includes an explanation of concepts and methods used. **\$1.50**



**31-519 Inventories, Shipments and Orders in Manufacturing Industries, Historical Supplement, 1970-1973.** Bil. 66 pp.

Contains estimated monthly values of shipments by industry group and province, and estimated monthly values of shipments, orders and inventories in selected individual industries, 1970-1973. Benchmarked to the 1971 census of manufactures; comparable with current data published in 31-001. See 31-520 for monthly estimates from 1972 to 1974. Free to subscribers to 31-001.

**31-520 Inventories, Shipments and Orders in Manufacturing Industries, Historical Supplement, 1972-1974.** Bil. 51 pp.

Contains estimated monthly values of shipments by industry group and province, and estimated monthly values of shipments, orders and inventories in selected individual industries, 1972-1974. Benchmarked to the 1972 Census of Manufactures; comparable with current data published in 31-001. Supersedes estimates in 31-519 for the years 1972 and 1973. Free to subscribers to 31-001.

## 32: Foods, Beverages and Tobacco

### *Periodicals*

- 32-001 **Monthly Production of Soft Drinks.** Monthly. Bil. 3 pp. (ISSN 0527 - 575x).  
Production data for month and cumulative period together with comparisons with earlier periods. See also 32-208. **15¢ a copy, \$1.50 a year**
- 32-002 **Dairy Factory Production.** Monthly. Bil. 4 pp. (ISSN 0380 - 8742).  
Production of creamery and whey butter, cheddar cheese, ice cream mix, and concentrated milk products, Canada, by province. See 23-001, 23-201 and 32-209. **15¢ a copy, \$1.50 a year**
- 32-003 **Grain Milling Statistics.** Monthly. Bil. 12 pp. (ISSN 0410-5389).  
Flour and other mill products; quantities ground, stocks in mills, and wheat flour exports. See also 32-214 and 32-215. **30¢ a copy, \$3 a year**
- 32-004 **Shipments of Prepared Stock and Poultry Feeds.** Monthly. Bil. Approx. 17 pp. (ISSN 0300-0761).  
Monthly and cumulative data on prepared stock and poultry feeds, by kinds, by province of first destination. **40¢ a copy, \$4 a year**
- 32-005 **Margarine.** 1 p.  
Monthly and cumulative production data; stocks by provinces and major cities. Discontinued April 1966. See 32-006.
- 32-006 **Oils and Fats.** Monthly. Bil. 13 pp. (ISSN 0527 - 5911).  
Production and stocks of oils and fats; crushings of vegetable oil seeds and production of oil and oil meal; consumption of deodorized oils and fats in margarine, shortening and salad oil; monthly and cumulative data. **30¢ a copy, \$3 a year**
- 32-009 **Stocks of Dairy and Frozen Poultry Products.** Monthly. Bil. Approx. 12 pp. (ISSN 0300-0745).  
Stocks of creamery and whey butter, cheddar cheese, concentrated milk products, eggs and poultry meat on first day of each month, Canada, by province. **30¢ a copy, \$3 a year**
- 32-010 **Stocks of Fruits and Vegetables.** Monthly. Bil. Approx. 6 pp.  
Stocks in cold and common storage on first day of each month. **30¢ a copy, \$3 a year**
- 32-011 **Pack, Shipments and Stocks of Selected Canned Fruits and Vegetables.** Formerly **Stocks of Canned Foods.** Change effective April 1970. Monthly. Bil. 8 pp.  
Pack, shipments and stocks of selected canned fruits and vegetables, Canada; pack and stocks by major geographic areas; and stocks by size of containers. Stocks of honey, quarterly periods. **30¢ a copy, \$3 a year**

**32-012 Stocks of Frozen Meat Products. Monthly. Bil. Approx. 12 pp.**

Stocks by kinds in cold storage on first day of each month, Canada, by province. **30¢ a copy, \$3 a year**

**32-013 The Sugar Situation. Monthly. Bil. 4 pp. (ISSN 0380 - 8378).**

Stocks, landings and sales of raw cane sugar; stocks, manufactures and sales of refined beet and cane sugar. See also 32-222.

**15¢ a copy, \$1.50 a year**

**32-014 Tobacco and Tobacco Products Statistics. Quarterly. Bil. Approx. 24 pp. (ISSN 0380 - 2183).**

Stocks, Canadian and imported, at end of quarterly periods, and consumption in detail; quarterly and annual comparisons. See also 32-225.

**70¢ a copy, \$2.80 a year**

**32-015 Bread and Other Bakery Products. Quarterly. Bil. Approx. 8 pp. First issue, March 1963. (ISSN 0575-7967).**

Shipments, total value and average value per pound of bread, and total value of other bakery products, both at the industry and retail levels, by province and economic region by quarters. See also 32-203.

**35¢ a copy, \$1.40 a year**

**32-016 Biscuits and Confectionery. Quarterly. Bil. 4 pp. First issue, March 1963. (ISSN 0008 - 2600).**

Production of biscuits, cones and confectionery, and disappearance of cocoa beans through grinding. Formerly included in 32-007. See also 32-202 and 32-213.

**35¢ per copy, \$1.40 a year**

**32-017 Fruit and Vegetable Preparations. Quarterly. Bil. 2 pp. First issue, March 1963. (ISSN 0300-1180).**

Production and stocks of selected fruit and vegetable commodities including glacé and maraschino cherries, jams, jellies, marmalades, baked beans, mushrooms, olives, pickles, soups, catsup, infant and junior foods, and vinegar. Formerly included in 32-007. See also 32-016 and 32-018.

**35¢ per copy, \$1.40 a year**

**32-018 Miscellaneous Food Preparations. Quarterly. Bil. 3 pp. First issue, March 1963. (ISSN 0575 - 9013).**

Production of food preparations including tea and coffee, baking powder, ready-to-serve cereals, dried and powdered eggs, macaroni, mustard, peanut butter, pectin food powders, prepared mixes, salad dressing, sandwich spreads and yeast. Formerly included in 32-007. See also 32-016 and 32-017.

**35¢ per copy, \$1.40 a year**

**32-019 Breweries. Monthly. Bil. 3 pp.**

Shipments of brewed products, Canada and region of origin, monthly and cumulative; inventory of brewed products, and usage of selected primary agricultural commodities by brewers, Canada, monthly and cumulative. First issue, January 1969.

**15¢ a copy, \$1.50 a year**

- 32-020 **Selected Meat and Meat Preparations.** Monthly. Bil. 4 pp. (ISSN 0590-5745).

Shipments of fresh, frozen and cured meats to domestic market; total shipments to domestic and export markets of fresh and frozen poultry, and meat preparations (canned and not canned). First issue, June 1969.

**15¢ a copy, \$1.50 a year**

- 32-021 **Distilled Beverage Spirits and Industrial Ethyl Alcohol.** Monthly. Bil. 4 pp. (ISSN 0318-7861).

Inventory, shipments and production of new spirits, and usage of selected commodities, monthly and cumulative. First issue, January 1970. See also 32-206.

**15¢ a copy, \$1.50 a year**

- 32-022 **Tobacco and Tobacco Products Service Bulletin.** Monthly. Bil. 1 p.

Production, sales and inventory of cigarettes, cigars, cut tobacco and other tobacco products.

**\$1.40 a year**

- 32-023 **Fruit and Vegetable Preservation Service Bulletin.** Monthly. Bil. 2 to 6 pages. (ISSN 0380 - 5042).

Annual pack of selected canned and frozen fruits and vegetables by major region and by container size and claim grade at the Canada level.

**\$1.40 a year**

- 32-024 **Selected Dairy By-products Service Bulletin.** Monthly. Bil. 1 p.

Production and inventory of packaged skim milk powder and process cheese.

**\$1.40 a year**

### *Annual*

(See note on page 52 for general description of annual reports 32-202 to 32-228, inclusive.)

- 32-202 **Biscuit Manufacturers (S.I.C. 1071).** Bil. Approx. 8 pp. **70¢**

- 32-203 **Bakeries (S.I.C. 1072).** Bil. Approx. 10 pp. (ISSN 0527-480). **70¢**

- 32-205 **Breweries (S.I.C. 1093).** Bil. Approx. 10 pp. (ISSN 0527-4869). **70¢**

- 32-206 **Distilleries (S.I.C. 1092).** Bil. Approx. 9 pp. **70¢**

- 32-207 **Wineries (S.I.C. 1094).** Bil. Approx. 8 pp. **70¢**

- 32-208 **Soft Drink Manufacturers (S.I.C. 1091).** Bil. Approx. 10 pp. **70¢**

- 32-209 **Dairy Products Industry (S.I.C. 104).** Bil. Approx. 12 pp. (ISSN 0318-2711). **70¢**

- 32-212 **Canned and Frozen Processed Foods.** Bil. Approx. 7 pp. (ISSN 0318-8132).

Annual pack and domestic disappearance data of canned and frozen fruits and vegetables and other processed foods for Canada and major region. **35¢**

- 32-213 **Confectionery Manufacturers** (S.I.C. 1081). Bil. Approx. 9 pp. 70¢
- 32-214 **Feed Industry** (S.I.C. 106). Bil. Approx. 14 pp. 70¢
- 32-216 **Fish Products Industry** (S.I.C. 102). Bil. Approx. 8 pp. 70¢
- 32-217 **Stocks of Food Commodities in Cold Storage and Other Warehouses**. Bil. Approx. 14 pp. (ISSN 0527-6268).  
 Summary tables of stocks of dairy products, poultry and red meats and fruits and vegetables by months and by provinces. See also 32-008, 32-009, 32-012. 70¢
- 32-218 **Fruit and Vegetable Processing Industries** (S.I.C. 103). Bil. Approx. 14 pp. 70¢
- 32-220 **Estimates of Production and Disappearance of Meats**. Bil. 6 pp.  
 Annual and five-year averages of production, imports, exports and apparent domestic disappearance, by kinds of meat. 35¢
- 32-221 **Slaughtering and Meat Processors** (S.I.C. 1011). Bil. Approx. 11 pp. 70¢
- 32-222 **Cane and Beet Sugar Processors. Formerly Sugar Refineries** (S.I.C. 1082). Bil. Approx. 10 pp. 70¢
- 32-223 **Vegetable Oil Mills** (S.I.C. 1083). Bil. Approx. 8 pp. 70¢
- 32-224 **Miscellaneous Food Processors** (S.I.C. 1089). Bil. Approx. 14 pp. 70¢
- 32-225 **Tobacco Products Industries** (S.I.C. 151, 153). Bil. Approx. 14 pp. (ISSN 0300-0249). 70¢
- 32-226 **Apparent Per Capita Domestic Disappearance of Food in Canada**. Bil. Approx. 48 pp. (ISSN 0527-4796).  
 Supply and disposition of food in Canada with per capita disappearance estimates in retail and product weights. Also includes nutrition values and food price indexes. \$1.05
- 32-227 **Poultry Processors** (S.I.C. 1012). Bil. Approx. 8 pp.  
 First issue, 1960. 70¢
- 32-228 **Flour and Breakfast Cereal Products Industry** (S.I.C. 105). Bil. Approx. 13 pp.  
 First issue, 1970: formerly included in 32-204. 70¢

### *Biennial*

- 32-401 **Flour Mills and Feed Mills in Canada (Including Prepared Feed Plants)**.  
 Names and locations of flour mills, feed mills, and prepared feed plants, by provinces. Discontinued - Last issue, 1972. See 32-003.

### 33: Leather and Rubber Products

#### *Periodicals*

- 33-001 **Raw Hides, Skins and Finished Leather.** Monthly. Bil. 6 pp. (ISSN 0300-3892).

Wettings and receipts of hides and skins, by tanners and stocks of raw-hides and skins held by tanners, packers and dealers; production, deliveries and stocks of finished leather. See also 33-202. **30¢ a copy, \$3 a year**

- 33-002 **Footwear Statistics.** Monthly. Bil. Approx. 7 pp. (ISSN 0380 - 707x).

Production of footwear by size and by function. Production of water-proof and canvas footwear. **30¢ a copy, \$3 a year**

- 33-003 **Consumption, Production and Inventories of Rubber.** Monthly. Bil. Approx. 4 pp. (ISSN 0008 - 2651).

Production and inventories of rubber in Canada. Consumption of rubber by type of rubber and consumption by end-product. Imports of rubber. Monthly and cumulative. See also 33-206. **15¢ a copy, \$1.50 a year**

#### *Annual*

(See note on page 52 for general description of annual reports 33-202 to 33-206.)

- 33-202 **Leather Tanneries** (S.I.C. 172). Bil. Approx. 8 pp. **70¢**
- 33-203 **Shoe Factories** (S.I.C. 174), and **Boot and Shoe Findings Manufacturers** (S.I.C. 1792). Bil. Approx. 14 pp. **70¢**
- 33-204 **Leather Glove Factories** (S.I.C. 175). Bil. Approx. 8 pp. **70¢**
- 33-205 **Miscellaneous Leather Products Manufacturers** (S.I.C. 1799). Bil. Approx. 8 pp. **70¢**
- 33-206 **Rubber Products Industries** (S.I.C. 1623, 1624, 1629). Bil. Approx. 14 pp. (ISSN 0300-0214). **70¢**

## 34: Textiles and Apparel

### *Periodicals*

#### 34-001 **Garment Shipments.** Quarterly.

Shipments of selected clothing items for quarterly periods. Discontinued.  
Last issue, third quarter, 1973.

#### 34-002 **Foundation Garment Shipments.** Quarterly.

Discontinued. Last issue, fourth quarter, 1973.

### *Annual*

(See note on page 52 for general description of annual reports 34-202 to 34-222, inclusive.)

34-202 **Canvas Products and Cotton and Jute Bags Industries** (S.I.C. 1871, 1872). Bil. Approx. 14 pp. 70¢

34-203 **Cordage and Twine Industry** (S.I.C. 184). Bil. Approx. 8 pp. 70¢

34-205 **Cotton Yarn and Cloth Mills** (S.I.C. 181). Bil. Approx. 11 pp. 70¢

34-208 **Man-made Fibre Yarn and Cloth Mills** (S.I.C. 1831, 1832). Bil. Approx. 16 pp. (ISSN 0300-3795). 70¢

34-209 **Wool Yarn and Cloth Mills** (S.I.C. 182). Bil. Approx. 12 pp. (ISSN 0300-1202). 70¢

34-210 **Miscellaneous Textile Industries** (S.I.C. 1891 - 1894, 1899). Bil. Approx. 33 pp. (ISSN 0300-0257).

Thread mills; narrow fabric mills; embroidery, pleating and hemstitching; textile dyeing and finishing plants; and miscellaneous textiles, n.e.s. See also 34-222. \$1.05

34-212 **Foundation Garment Industry** (S.I.C. 248). Bil. Approx. 8 pp. 70¢

34-213 **Fur Goods Industry** (S.I.C. 246). Bil. Approx. 8 pp. 70¢

34-215 **Knitting Mills** (S.I.C. 231, 2391, 2392). Bil. Approx. 28 pp. 70¢

34-216 **Men's Clothing Industries** (S.I.C. 2431, 2432). Bil. Approx. 22 pp. 70¢

34-217 **Women's and Children's Clothing Industries** (S.I.C. 2441, 2442, 245). Bil. Approx. 25 pp. 70¢

34-218 **Miscellaneous Clothing Industries** (S.I.C. 2491, 2492, 2499). Bil. Approx. 19 pp. 70¢



- 34-219 **Felt and Fibre Processing Mills** (S.I.C. 1851, 1852). Bil. Approx. 14 pp. 70¢
- 34-221 **Carpet, Mat and Rug Industry** (S.I.C. 186). Bil. Approx. 8 pp. 70¢
- 34-222 **Automobile Fabric Accessories Industry** (S.I.C. 188). Bil. Approx. 8 pp. 70¢  
First issue, 1970: formerly included in 34-210.

## 35: Wood and Furniture Products

### *Periodicals*

- 35-001 **Peeler Logs, Veneers and Plywoods.** Monthly. Bil. Approx. 8 pp. (ISSN 0410 - 5702).

Deliveries, consumption and month-end stocks of peeler logs by kinds of wood; production, domestic and export shipments, and month-end stocks of veneers and plywood: monthly and cumulative. 30¢ a copy, \$3 a year

- 35-002 **Production, Shipments and Stocks on Hand of Sawmills East of the Rockies.** Monthly. Bil. Approx. 8 pp. (ISSN 0380 - 464x).

Production, shipments and stocks of sawn lumber on hand by kinds of wood; number of operating mills; provincial totals. 30¢ a copy, \$3 a year

- 35-003 **Production, Shipments and Stocks on Hand of Sawmills in British Columbia.** Monthly. Bil. Approx. 12 pp. (ISSN 0318-7942).

Production, shipments and stocks on hand of sawn lumber by kinds of wood; number of active mills. 30¢ a copy, \$3 a year

- 35-004 **Quarterly Shipments of Flush Type Doors (Wood) by Canadian Manufacturers.** Quarterly. Bil. 3 pp. (ISSN 0575-9544).

Manufacturers' shipments by kinds, by region. First issue, March 1967. 35¢ a copy, \$1.40 a year

- 35-005 **Quarterly Shipments of Selected Furniture Products.** First issue, quarter ending March 1970.

Manufacturers' shipments of selected furniture products, including wooden, metal and upholstered household furniture, by province of destination, quarterly and cumulative. Discontinued. Last issue, December 1973.

- 35-006 **Quarterly Shipments of Office Furniture Products.** Bil. 2 pp.

Manufacturers' shipments of selected office furniture products, including wooden and metal furniture and record equipment, quarterly and cumulative. 35¢ a copy, \$1.40 a year

### *Annual*

(See note on page 52 for general description of annual reports 35-204 to 35-215, inclusive.)

- 35-203 **Hardwood Flooring Plants** (S.I.C. 2542). Discontinued. Last issue, 1972. See 35-205.

- 35-204 **Sawmills and Planing Mills and Shingle Mills** (S.I.C. 2511, 2513). Bil. Approx. 24 pp. (ISSN 0318-7128). 70¢

- 35-205 **Sash, Door and Other Millwork Plants. Formerly Sash, Door and Other Millwork Plants and Manufacturers of Prefabricated Buildings** (S.I.C. 2541, 2543). Bil. Approx. 42 pp. \$1.05
- 35-206 **Veneer and Plywood Mills** (S.I.C. 252). Bil. Approx. 10 pp. (ISSN 0316-3946). 70¢
- 35-208 **Miscellaneous Wood Industries** (S.I.C. 2591, 2592, 2593, 2599). Bil. Approx. 10 pp. (ISSN 0575-9056). 70¢
- 35-209 **Wooden Box Factories** (S.I.C. 256). Bil. Approx. 8 pp.  
First issue, 1960. 70¢
- 35-210 **Coffin and Casket Industry** (S.I.C. 258). Bil. Approx. 8 pp.  
First issue, 1960. 70¢
- 35-211 **Household Furniture Manufacturers** (S.I.C. 2611, 2619). Bil. Approx. 40 pp. (ISSN 0300-1199).  
First issue, 1960. \$1.05
- 35-212 **Office Furniture Manufacturers** (S.I.C. 264). Bil. Approx. 8 pp.  
First issue, 1960. 70¢
- 35-213 **Miscellaneous Furniture and Fixtures Manufacturers** (S.I.C. 266). Bil. Approx. 10 pp. (ISSN 0300-0222).  
First issue, 1960. 70¢
- 35-214 **Electric Lamp and Shade Manufacturers** (S.I.C. 268). Bil. Approx. 8 pp.  
First issue, 1960: formerly included in 47-205. 70¢
- 35-215 **Shipments of Prefabricated Buildings of Own Manufacture** (S.I.C. 2543). (ISSN 0318-7152).

Shipments (sales) of prefabricated buildings by regions and commodity classification; by regions, type of buyer and commodity classification; by type of buyer and commodity classification. Discontinued. Last issue, 1972. See 35-205.

## 36: Paper Products and Printing

### *Periodicals*

36--001 **Hardboard.** Monthly. Bil. 2 pp. (ISSN 0318-7904).

Production, domestic and export shipments of tempered or treated and not tempered or treated hardboard, and semi-hardboard. 15¢ a copy, \$1.50 a year

36--002 **Rigid Insulating Board.** Monthly. Bil. 4 pp. (ISSN 0318-7934).

Production, domestic and export shipments of building board, asphalted sheathing board, and roof insulating board. 15¢ a copy, \$1.50 a year

36--003 **Particle Board.** Monthly. Bil. 3 pp. (ISSN 0318-7950).

Production, domestic and export shipments of particle board, monthly and cumulative. 15¢ a copy, \$1.50 a year

36--004 **Monthly Shipments of Corrugated Boxes and Wrappers.** Bil. 2 pp. (ISSN 0380 - 7037).

Manufacturers' shipments of corrugated boxes and wrappers by regions, monthly and cumulative. First issue, September, 1975.

15¢ a copy, \$1.50 a year

### *Annual*

(See note on page 52 for description of contents of annual reports 36--203 to 36--214.)

36--203 **Printing, Publishing and Allied Industries** (S.I.C. 286 - 289). Bil. Approx. 30 pp. \$1.40

36--204 **Pulp and Paper Mills** (S.I.C. 271). Bil. Approx. 16 pp. 70¢

36--205 **Asphalt Roofing Manufacturers** (S.I.C. 272). Bil. Approx. 8 pp. 70¢

36--206 **Miscellaneous Paper Converters** (S.I.C. 274). Bil. Approx. 12 pp. 70¢

First issue, 1960. 70¢

36--207 **Paper and Plastic Bag Manufacturers** (S.I.C. 2733). Bil. Approx. 9 pp. (ISSN 0575-9293).

36--213 **Corrugated Box Manufacturers** (S.I.C. 2732). Bil. Approx. 8 pp.

First issue, 1961. 70¢

36--214 **Folding Carton and Set-up Box Manufacturers** (S.I.C. 2731). Bil. Approx. 8 pp.

First issue, 1961. 70¢

## 4: MANUFACTURING

### 41: Primary Metals (Manufactured) and Fabricated Metal Products

#### *Periodicals*

- 41-001 **Primary Iron and Steel.** Monthly. Bil. Approx. 17 pp. (ISSN 0380 - 7851).

Furnace charges, production and shipments of pig iron and ferro-alloy, and steel ingots and castings; production and disposition of rolled steel products.

40¢ a copy, \$4 a year

- 41-002 **Steel Ingots and Pig Iron.** Monthly. Bil. 1 p. (ISSN 0380 - 0814).

Production of steel ingots and pig iron by months for a three-year period; annual figures for 10 years.

15¢ a copy, \$1.50 a year

- 41-004 **Iron Castings and Cast Iron Pipe and Fittings.** Monthly. Bil. 3 pp. (ISSN 0527 - 544x).

Production and shipments of iron castings, pipes and fittings; and steel pipe, tubing and fittings; and consumption and stocks of pig iron and scrap iron and steel in iron foundries.

15¢ a copy, \$1.50 a year

- 41-005 **Stoves and Furnaces.** Monthly. Bil. 6 pp. (ISSN 0410 - 5923).

Production, quantity and value of shipments of stoves and furnaces by types and by kinds of fuel used; distribution of shipments and inventories, by region.

30¢ a copy, \$3 a year

- 41-006 **Steel Wire and Specified Wire Products.** Monthly. Bil. 3 pp. (ISSN 0380 - 0822).

Production and shipments of steel wire, wire fencing, nails and staples.

15¢ a copy, \$1.50 a year

- 41-008 **Oil Burners and Oil-fired Hot Water Heaters.** Monthly. Bil. 2 pp. (ISSN 0380 - 2132).

Monthly figures and cumulative totals from beginning of calendar year of numbers and total value of factory shipments of oil burners and oil-fired water heaters, by type or capacity.

15¢ a copy, \$1.50 a year

- 41-009 **Fabricated Metal Products Service Bulletin.** Weekly. Bil. Approx. 2 to 6 pp.

Monthly factory shipments of builders and shelf hardware, cemented tungsten carbide blanks and tools, domestic and farm water systems, oil filters and cartridges, sanitaryware, and quarterly shipments of domestic mobile homes.

\$2.80 a year

- 41-010 **Metals and Minerals Service Bulletin.** Monthly. Bil. Approx. 1 to 4 pp.

Consumption of aluminum metal; production and factory shipments of grinding balls; consumption of antimony and bismuth, chrome ore, magnesium ore, cobalt, ferro-alloys and addition agents, manganese metal, metallic cadmium, metallic mercury, molybdenum and tungsten, nickel, selenium and tellurium, unmanufactured tin, lead and zinc, and non-metallic minerals.

\$2.80 a year

*Annual*

(See note on page 52 for general description of annual reports 41-203 to 41-229, inclusive.)

41-203	Iron and Steel Mills (S.I.C. 291). Bil. Approx. 18 pp.	70¢
41-204	Aluminum Rolling, Casting and Extruding (S.I.C. 296). Bil. Approx. 8 pp.	70¢
41-207	Fabricated Structural Metal Industry (S.I.C. 302). Bil. Approx. 8 pp.	70¢
41-208	Hardware, Tool and Cutlery Manufacturers (S.I.C. 306). Bil. Approx. 8 pp.	70¢
41-212	Scrap Iron and Steel. Bil. 5 pp. (ISSN 0380 - 8238). Consumption, imports and exports of scrap iron and steel, for latest five-year period.	35¢
41-214	Smelting and Refining (S.I.C. 295). Bil. Approx. 12 pp.	70¢
41-215	Metal Rolling, Casting and Extruding (S.I.C. 298). Bil. Approx. 8 pp.	70¢
41-216	Wire and Wire Products Manufacturers (S.I.C. 305). Bil. Approx. 10 pp.	70¢
41-220	Steel Pipe and Tube Mills (S.I.C. 292). Bil. 8 pp. First issue, 1960.	70¢
41-221	Ornamental and Architectural Metal Industry (S.I.C. 3031, 3039). Bil. Approx. 30 pp. First issue, 1960.	\$1.05
41-223	Boiler and Plate Works (S.I.C. 301). Bil. Approx. 8 pp. First issue, 1960.	70¢
41-224	Copper and Copper Alloy Rolling, Casting and Extruding (S.I.C. 297). Bil. Approx. 8 pp. First issue, 1960.	70¢
41-225	Heating Equipment Manufacturers (S.I.C. 307). Bil. Approx. 10 pp. First issue, 1960.	70¢
41-226	Iron Foundries (S.I.C. 294). Bil. Approx. 8 pp. First issue, 1960.	70¢
41-227	Metal Stamping, Pressing and Coating Industry (S.I.C. 3041, 3042). Bil. Approx. 17 pp. First issue, 1960: formerly included in 41-204.	70¢

- 41-228 Miscellaneous Metal Fabricating Industries (S.I.C. 309).** Bil. Approx. 8 pp.  
First issue, 1960. 70¢
- 41-229 Non-ferrous Scrap Metal.** Bil. 4 pp.  
Stocks, purchases, sales and consumption of scrap aluminum, brass and bronze, copper, lead and tin, magnesium, nickel and zinc. Formerly published quarterly in 41-007. First annual issue, 1968. 35¢



## 42: Machinery and Transportation Equipment

### *Periodicals*

#### 42-001 Preliminary Report on the Production of Motor Vehicles.

Production of passenger cars and commercial vehicles by months. Discontinued. Last issue, April 1974. See 42-002 and 42-209.

#### 42-002 Motor Vehicle Shipments. Monthly. Bil. 3 pp. (ISSN 0380 - 7819).

Factory shipments of motor vehicles for sale in Canada and for export; passenger cars by type and commercial vehicles by gross vehicle weight.

15¢ a copy, \$1.50 a year

### *Annual*

(See note on page 52 for general description of annual reports 42-202 to 42-217, inclusive.)

42-202 Agricultural Implement Industry (S.I.C. 311). Bil. Approx. 10 pp. 70¢

42-203 Aircraft and Aircraft Parts Manufacturers (S.I.C. 321). Bil. Approx. 8 pp. 70¢

42-205 Boatbuilding and Repair (S.I.C. 328). Bil. Approx. 8 pp. 70¢

42-206 Shipbuilding and Repair (S.I.C. 327). Bil. Approx. 8 pp. 70¢

42-207 Machine Shops (S.I.C. 308). Bil. Approx. 8 pp. 70¢

42-209 Motor Vehicle Manufacturers (S.I.C. 323). Bil. Approx. 11 pp. 70¢

42-210 Motor Vehicle Parts and Accessories Manufacturers (S.I.C. 325). Bil. Approx. 8 pp. See also 42-217. 70¢

42-211 Railroad Rolling Stock Industry (S.I.C. 326). Bil. Approx. 9 pp. 70¢

42-212 Miscellaneous Vehicle Manufacturers (S.I.C. 329). Bil. Approx. 8 pp.

Horsedrawn wheeled vehicles, sleighs, bodies and boxes, wheels, hubs, spokes, snowmobiles, etc. 70¢

42-214 Miscellaneous Machinery and Equipment Manufacturers (S.I.C. 315). Bil. Approx. 11 pp.

First issue, 1960. 70¢

42-215 Commercial Refrigeration and Air Conditioning Equipment Manufacturers (S.I.C. 316). Bil. Approx. 8 pp.

First issue, 1960. 70¢

- 42-216 **Office and Store Machinery Manufacturers** (S.I.C. 318). Bil. Approx. 8 pp.  
First issue, 1960. 70¢
- 42-217 **Truck Body and Trailer Manufacturers** (S.I.C. 3241-3243). Bil. Approx. 22 pp.  
First issue, 1960: formerly included in 42-210. 70¢

## 43: Electrical Equipment

### *Periodicals*

- 43-001 Domestic Refrigerators and Freezers.** Monthly. Bil. 2 pp. (ISSN 0380 - 6081).  
Production, sales by region, and factory stocks. **15¢ a copy, \$1.50 a year**
- 43-002 Domestic Washing Machines and Clothes Dryers.** Monthly. Bil. 22 pp. (ISSN 0380 - 609x).  
Production, sales by region, and factory stocks. **15¢ a copy, \$1.50 a year**
- 43-003 Specified Domestic Electrical Appliances.** Monthly. Bil. 4 pp. (ISSN 0410 - 5907).  
Production, shipments and month-end stocks of specified electric appliances, including air space heaters, can openers, coffee-makers, flat irons, floor polishers, food mixers, hair dryers, frying pans, kettles, knives, toasters, vacuum cleaners, and waffle irons. **15¢ a copy, \$1.50 a year**
- 43-004 Radio and Television Receiving Sets.** Monthly. Bil. 4 pp. (ISSN 0380 - 8351).  
Manufacturers' sales by months, by areas; production and shipments of resistors. **30¢ a copy, \$3 a year**
- 43-005 Factory Sales of Electric Storage Batteries.** Monthly. Bil. 4 pp. (ISSN 0380 - 7061).  
Sales by type, number and value. **15¢ a copy, \$1.50 a year**
- 43-006 Air Conditioning and Refrigeration Equipment.**  
Quantity and value of factory shipments of air conditioning and refrigeration equipment. Discontinued. Last issue, Fourth Quarter, 1973. See 42-215.
- 43-007 Electrical Products Service Bulletin.** Monthly. Bil. 2 to 6 pp.  
Monthly production and factory shipments of domestic water tank heaters, preliminary annual factory shipments of switchgear, lighting equipment, transformers, wire and cable, industrial control equipment, electric motors and parts, and manufacturers sales (including imports) of electric lamps by type and region. **\$1.40 a year**

### *Annual*

(See note on page 52 for general description of annual reports 43-203 to 43-211, inclusive.)

- 43-203 Manufacturers of Small Electrical Appliances (S.I.C. 331).** Bil. 10 pp.  
First issue, 1960. **70¢**
- 43-204 Manufacturers of Major Appliances (Electric and Non-electric) (S.I.C. 332).** Bil. Approx. 10 pp.  
First issue, 1960. **70¢**

- 43-205 **Manufacturers of Household Radio and Television Receivers (S.I.C. 334).** Bil. Approx. 9 pp.  
First issue, 1960. 70¢
- 43-206 **Communications Equipment Manufacturers (S.I.C. 335).** Bil. Approx. 10 pp.  
First issue, 1960. 70¢
- 43-207 **Manufacturers of Electrical Industrial Equipment (S.I.C. 336).** Bil. Approx. 14 pp.  
First issue, 1960. 70¢
- 43-208 **Battery Manufacturers (S.I.C. 3391).** Bil. Approx. 8 pp.  
First issue, 1960. 70¢
- 43-209 **Manufacturers of Electric Wire and Cable (S.I.C. 338).** Bil. Approx. 8 pp.  
First issue, 1960. 70¢
- 43-210 **Manufacturers of Miscellaneous Electrical Products (S.I.C. 3399).** Bil. Approx. 9 pp.  
First issue, 1960. 70¢
- 43-211 **Manufacturers of Lighting Fixtures (S.I.C. 333).** Bil. Approx. 8 pp.  
First issue, 1969: formerly included in 43-210. 70¢

## 44: Non-metallic Mineral Products

### *Periodicals*

- 44-001 **Cement.** Monthly. Bil. 1 p. (ISSN 0380 - 6898).  
Production, shipments, stocks on hand, monthly and cumulative.  
15¢ a copy, \$1.50 a year
- 44-002 **Concrete Products.** Monthly. Bil. 1 p. (ISSN 0380 - 6944).  
Production of specified concrete products, monthly and cumulative.  
15¢ a copy, \$1.50 a year
- 44-003 **Gypsum Products.** Monthly. Bil. 2 pp. (ISSN 0380 - 7223).  
Production, factory shipments and factory stocks, monthly and cumulative.  
15¢ a copy, \$1.50 a year
- 44-004 **Mineral Wool.** Monthly. Bil. 2 pp. (ISSN 0380 - 8203).  
Production and shipments, monthly and cumulative.  
15¢ a copy, \$1.50 a year
- 44-005 **Products Made from Canadian Clays.** Monthly. Bil. 2 pp. (ISSN 0380 - 7959).  
Production of clay products, monthly and cumulative.  
15¢ a copy, \$1.50 a year

### *Annual*

(See note on page 52 for general description of annual reports 44-202 to 44-217, inclusive.)

- 44-202 **Abrasives Manufacturers** (S.I.C. 357). Bil. Approx. 8 pp. 70¢
- 44-204 **Cement Manufacturers** (S.I.C. 352). Bil. Approx. 8 pp. 70¢
- 44-205 **Concrete Products Manufacturers** (S.I.C. 3541, 3542, 3549). Bil. Approx. 14 pp. 70¢
- 44-207 **Glass and Glass Products Manufacturers** (S.I.C. 3561, 3562). Bil. Approx. 8 pp. 70¢
- 44-209 **Lime Manufacturers** (S.I.C. 358). Bil. Approx. 8 pp. 70¢
- 44-210 **Miscellaneous Non-metallic Mineral Products Industries** (S.I.C. 3599). Bil. Approx. 12 pp.  
Foundry supplies (core oil, facings, partings, etc.), expanded perlite and vermiculite. 70¢
- 44-211 **Ready-mix Concrete Manufacturers** (S.I.C. 355). Bil. Approx. 8 pp.  
First issue, 1960: formerly included in 44-205. 70¢

- 44-213 **Stone Products Manufacturers (S.I.C. 353).** Bil. Approx. 8 pp.  
First issue, 1960: formerly included in 26-217. 70¢
- 44-214 **Refractories Manufacturers (S.I.C. 3591).** Bil. Approx. 8 pp.  
First issue, 1960. 70¢
- 44-215 **Clay Products Manufacturers (From Domestic Clays) (S.I.C. 3511).** Bil.  
Approx. 8 pp.  
First issue, 1960. See also 44-216. 70¢
- 44-216 **Clay Products Manufacturers (From Imported Clays) (S.I.C. 3512).** Bil.  
Approx. 8 pp.  
First issue, 1960. See also 44-215. 70¢

## 45: Petroleum and Coal Products

### *Periodicals*

- 45-001 **Asphalt Roofing.** Monthly. Bil. 4 pp. (ISSN 0380 - 5786).

Production and shipments by areas; exports; monthly and cumulative.

15¢ a copy, \$1.50 a year

- 45-002 **Coal and Coke Statistics.** Monthly. Bil. Approx. 10 pp. (ISSN 0380 - 6847).

Production, imports, exports and disposition of coal by provinces; supply and disposition of coke in Canada. (See also 26-206.)

40¢ a copy, \$4 a year

- 45-004 **Refined Petroleum Products.** Monthly. Bil. 24 pp. (ISSN 0380 - 8629).

Crude oil received by refineries (imports by source of supply); refinery operations, shipments and inventories by areas.

40¢ a copy, \$4 a year

### *Annual*

- 45-205 **Petroleum Refineries (S.I.C. 3651, 3652).** Bil. Approx. 17 pp.

Historical summary and current year's figures on principal statistics, including number of plants, employees, salaries and wages, fuels and materials used, and gross selling value of products; details of individual products made and materials used, inventories, capital and repair expenditures, consumption and sale of products by provinces.

70¢

- 45-207 **Miscellaneous Petroleum and Coal Products Industries (S.I.C. 369).** Bil. Approx. 8 pp.

Principal statistics, including number of establishments, employees, salaries and wages, cost of fuel and materials, value of shipments, and inventories.

70¢

- 45-208 **Refined Petroleum Products.** Consumption of Petroleum Products. Bil. Approx. 18 pp. (ISSN 0575 - 9587).

Annual sales of refined petroleum products, by province and type of consumers. See 45-004.

70¢



**46: Chemicals***Periodicals*

- 46-001 Sales of Paints, Varnishes and Lacquers.** Monthly. Bil. 2 pp. (ISSN 0380 - 7924).  
Sales classified by outlets, monthly and cumulative.  
15¢ a copy, \$1.50 a year
- 46-002 Specified Chemicals.** Monthly. Bil. 2 pp. (ISSN 0410 - 5907).  
Production of specified chemicals, monthly and cumulative.  
15¢ a copy, \$1.50 a year
- 46-003 Soaps and Synthetic Detergents.** Monthly. Bil. 7 pp. (ISSN 0527 - 6209).  
Production and shipments, monthly and cumulative.  
15¢ a copy, \$1.50 a year
- 46-004 Chemicals Service Bulletin.** Monthly. Bil. Approx. 1 to 8 pp.  
Shipments and/or sales, consumption of chemicals and chemical products.  
\$2.80 a year

*Annual*

(See note on page 52 for general description of annual reports 46-207 to 46-221, inclusive.)

- 46-207 Fertilizer Trade.** Bil. Approx. 28 pp. (ISSN 0380 - 4631).  
Production and imports of fertilizers, and sales by provinces for the year ending June 30.  
70¢
- 46-209 Manufacturers of Pharmaceuticals and Medicines (S.I.C. 374).** Bil. Approx. 9 pp.  
70¢
- 46-210 Paint and Varnish Manufacturers (S.I.C. 375).** Bil. Approx. 14 pp.  
70¢
- 46-211 Manufacturers of Plastics and Synthetic Resins (S.I.C. 373).** Bil. Approx. 8 pp.  
70¢
- 46-212 Sales of Pest Control Products by Canadian Registrants.** Bil. Approx. 15 pp. (ISSN 0317-7351).  
Sales of agricultural dusts and sprays, livestock treatments, herbicides, household and industrial insecticides and rodenticides, quantity and value.  
70¢
- 46-214 Manufacturers of Soap and Cleaning Compounds (S.I.C. 376).** Bil. Approx. 10 pp.  
70¢
- 46-215 Manufacturers of Toilet Preparations (S.I.C. 377).** Bil. Approx. 10 pp.  
70¢
- 46-216 Miscellaneous Chemical Industries (S.I.C. 3791, 3799).** Bil. Approx. 14 pp.  
70¢

- 46-219 **Manufacturers of Industrial Chemicals** (S.I.C. 3781, 3782, 3783). Bil. Approx. 14 pp. 70¢
- 46-220 **Manufacturers of Mixed Fertilizers** (S.I.C. 372). Bil. 8 pp. (ISSN 0090-0397). First issue, 1960. 70¢
- 46-221 **Sales of Toilet Preparations in Canada**. Bil. 8 pp. (ISSN 0575 -- 9633).  
Commodity sales of toilet preparations as reported by manufacturers and distributors. Contains list of reporting firms. 35¢

*Biennial*

- 46-401 **Consumption of Chemicals in Municipal Waterworks**. Bil. 6 pp.  
Quantities used for purification of water, by provinces. 25¢

*Occasional*

- 46-503 **Chemical Directory** (as of July 1, 1967). 195 pp.  
Alphabetical list of commodities, with names and locations of producers of each, and an alphabetical list of producers, giving plant locations and detailed lists of products, by reporting plants. Historical summary for selected years of principal statistics from 1920 to 1964 for Canada, and by industry for 1965 and 1966; also principal statistics by provinces 1965 and 1966. \$2

**47: Miscellaneous Manufactures***Periodicals*

- 47-001 Vinyl-asbestos Floor Tile – Service Bulletin.** Monthly. Bil. 2 pp.  
Production and factory shipments, monthly and cumulative. **\$1.40 a year**
- 47-002 Rubber and Plastics Industries Service Bulletin.** Monthly. Bil. Up to 4 pp.  
Production, shipments and materials used with respect to such products as high-pressure decorative laminate sheet, plastic bottles, film, foam, pipe and tubing, and pressure-sensitive tapes, and other commodities. **\$1.40 a year**
- 47-003 Miscellaneous Industries Service Bulletin.** Monthly. Bil. Up to 4 pp.  
Shipments of miscellaneous commodities. **\$1.40 a year**
- 47-004 Phonograph Records and Pre-recorded Tapes – Service Bulletin.** Monthly. Bil. 4 pp.  
Production and net shipments, sales by region, monthly and cumulative. **\$1.40 a year**

*Annual*

(See note on page 52 for general description of annual reports 47-204 to 47-211, inclusive.)

- 47-204 Sporting Goods and Toy Industries (S.I.C. 3931, 3932).** Bil. Approx. 19 pp. **70¢**
- 47-205 Miscellaneous Manufacturing Industries (S.I.C. 3991 to 3999).** Bil. Approx. 72 pp. **\$1.40**
- 47-206 Scientific and Professional Equipment Industries (S.I.C. 3911 to 3915).** Bil. Approx. 29 pp. **70¢**  
First issue, 1960: formerly included in 47-205.
- 47-208 Plastics Fabricating Industry (S.I.C. 165).** Bil. Approx. 10 pp. **70¢**  
First issue, 1960: formerly included in 47-205.
- 47-209 Signs and Displays Industry (S.I.C. 397).** Bil. Approx. 8 pp. **70¢**  
First issue, 1960: formerly included in 47-205.
- 47-211 Jewellery and Silverware Industry (S.I.C. 392).** Bil. Approx. 8 pp. **70¢**  
Catalogue number changed from 41-211 with the 1961 issue.

## 5: TRANSPORTATION, COMMUNICATIONS AND UTILITIES

### 51: Air Transportation

#### *Periodicals*

- 51-001 **Transcontinental and Regional Air Carrier Operations.** Formerly Civil Aviation. Monthly. Bil. Approx. 34 pp. (ISSN 0380-5263).

This report represents the activities of the two transcontinental and five regional air carriers. It contains information on passengers, miles and hours flown, goods and mail carried as well as financial data as to revenue, expenses and income derived from the operation of the services rendered by these air carriers.

40¢ a copy, \$4 a year

- 51-002 **Air Carrier Operations in Canada.** Quarterly. Bil. 76 pp. (ISSN 0008-2570).

This publication represents the activities of approximately 500 domestic and foreign air carriers operating in Canada. It contains information on passengers, miles and hours flown, goods and mail carried as well as financial data as to revenue, expenses and income derived from the operations of the services rendered by these carriers.

\$1.40 a copy, \$5.60 a year

- 51-003 **International Air Charter Statistics.** Quarterly. Bil. 38 pp.

Contains a review of all air charter operations between Canada and other countries performed by both Canadian and foreign airlines. First issue, January-March 1970.

\$1.05 a copy, \$4.20 a year

- 51-004 **Aviation Statistics Centre Service Bulletin.** Weekly. Bil. Approx. 2 to 6 pp. (ISSN 0068-7057).

Provides timely statistics on airports, air transport and other aviation, produced from surveys conducted by the Aviation Statistics Centre on behalf of the Ministry of Transport and the Canadian Transport Commission.

\$4.20 a year

#### *Annual*

- 51-203 **Airport Activity Statistics.** Bil. Approx. 60 pp. (ISSN 0380-5255).

Statistical data and graphs relating to the volume of passengers, mail and cargo and the number of flights generated by scheduled airlines as well as the total number of aircraft movements, unit toll, other commercial, private and/or government flights for the top twenty-five airports in Canada. The 1968 issue of this publication (240 pages) provides data for the 1963-1968 period and is priced at \$2 per copy.

\$1.05

- 51-204 **Air Passenger Origin and Destination. Domestic Report.** Bil. Approx. 254 pp.

Provides statistics concerning the volume of domestic air passenger traffic generated at Canadian cities, and carried between pairs of Canadian points. The data may be used to indicate the relative community of interest between Canadian cities.

\$3.50

- 51-205 **Air Passenger Origin and Destination, Canada - United States Report.** Bil. Approx. 584 pp.

Presents an integrated set of Canada-USA air passenger origin-destination statistics, and is the result of an agreement between Canada and the Civil Aeronautics Board in the USA to exchange data from their respective surveys. The data may be used to indicate the relative community of interest between points in Canada and points in the United States. **\$9**

- 51-206 **Air Carrier Financial Statements.** Bil. 40 pp. (ISSN 0380-5174).

An annual statistical review of the financial operations of approximately 500 Canadian air carriers. Statements of income, balance sheets and operating expenses are shown in 10 tables and 4 charts. **\$1.05**

- 51-207 **International Air Charter Statistics.** Bil. 62 pp.

Contains a review of all air charter operations between Canada and other countries performed by both Canadian and foreign airlines. First issue, 1974. **\$1.05**

### *Occasional*

- 51-501 **Aviation in Canada, 1971. A Statistical Handbook of Canadian Civil Aviation.** 167 pp.

This handbook of Canadian aviation comprises an overview of the historical background, governmental involvement, and technological development of aviation from the beginning of the 20th century to date, as well as statistical data on aircraft movements, passenger traffic, commercial air services and general aviation activity in Canada during the decade of the 1960's. **\$2**

## 52: Rail Transport

### *Periodicals*

- 52-001 **Railway Carloadings.** Monthly, effective Jan. 1, 1970. Bil. Approx. 6 pp. (previously 4 times monthly with less detail). (ISSN 0380 - 6308).

Cars and tons of revenue freight loaded in Canada by 70 commodities for Class 1 and 2 railways, showing breakdown between eastern and western Canada. Summary tables and charts included. Considered a good indicator of current business activity. **30¢ a copy, \$3 a year**

- 52-002 **Railway Freight Traffic.** Quarterly. Bil. Approx. 61 pp. (ISSN 0317-3437).

Revenue commodity data in tons for 320 SCC-based commodity classes showing originations, terminations, receipts from and deliveries to U.S. connections for Class 1 and 2 railways. Carloads also shown for originations. Separate data shown for each province. **\$1.05 a copy, \$4.20 a year**

- 52-003 **Railway Operating Statistics.** Monthly. Bil. Approx. 11 pp. (ISSN 0380 - 5964).

Report of railway operating finances and traffic and operating statistics for six major railways, showing Canadian National and Canadian Pacific operations separately. Contains current and cumulative data. **30¢ a copy, \$3 a year**

- 52-004 **Railway Transport Service Bulletin.** Bil. Approx. 25 issues a year. 2 to 8 pp.

A statistical service to industry, government and other users, devoted to early release of summary data covering financial, operating, traffic, carloadings and other statistics of railways in Canada. **\$1.40 a year**

### *Annual*

- 52-201 **Canadian National Railways.**

Historical financial and operating statistics of the system, including Canadian and U.S. operations 1923 to date. Discontinued as a separate report with the publication of the 1923-1971 edition. See 52-213.

- 52-202 **Canadian Pacific Limited.**

Historical financial and operating statistics of the entire system 1923 to date. Discontinued as a separate report with the publication of the 1923-1971 edition. See 52-213.

- 52-204 **Railway Express.**

Operating revenues and expenses, income, tax accruals, equipment inventory, employment and route mileage over land, sea and air of railway express operations in Canada. Discontinued as a separate report with the 1970 publication. Financial results of railway express operations now included in 52-208.

**52-205 Railway Freight Traffic.** Bil. 177 pp. (ISSN 0317-3445).

Annual summary of quarterly reports (52-002) containing provincial and national data on revenue freight carried by Class 1 and 2 railways in Canada. Shows originations, terminations, receipts from and deliveries to U.S. rail connections, by 320 SCC-based commodity classes. Also shows net movement of traffic to and from regions. **\$2.80**

**52-206 Railway Operating Statistics.**

Annual summary of monthly reports (52-003) presenting operating finances and selected traffic and operating statistics of Class 1 and 2 railways in Canada, with separate details of the Canadian National and Canadian Pacific Railways. Discontinued with the 1972 edition. See 52-003.

**Railway Transport.** Comprehensive statistical series on the operations of all common carrier railways operating in Canada. Report published in six parts as follows:

**52-207 Railway Transport: Part I.** Bil. Approx. 35 pp. (ISSN 0410-5796).

Comparative summary statistics covering latest 5-year period. Aggregates for all railways including, for the most part, information contained in Parts II-V. Also includes accidents statistics. **\$1.05**

**52-208 Railway Transport: Part II.** Bil. 29 pp. (ISSN 0410-5796).

Financial statistics including income account, balance sheet, and tax accruals for all railways and separately for 9 largest individual railways in Canada. Includes financial results of railway express operations which, prior to 1971, were contained in 52-204. **70¢**

**52-209 Railway Transport: Part III.** Bil. Approx. 24 pp. (ISSN 0410-5796).

Equipment, track and fuel statistics, including some separate data for the 9 largest railways in Canada plus some provincial breakdowns. **70¢**

**52-210 Railway Transport: Part IV.** Bil. 19 pp. (ISSN 0410-5796).

Operating and traffic statistics, including equipment mileages, and freight and passenger traffic data separately for 9 largest railways in Canada. **70¢**

**52-211 Railway Transport: Part V.** Bil. 131 pp. (ISSN 0410-5796).

Freight carried by principal commodity classes, including freight originated, terminated, delivered to and received from U.S. rail connections. Separate data shown for each of 9 largest railways in Canada. **\$2.10**

**52-212 Railway Transport: Part VI.** Bil. 21 pp. (ISSN 0410-5796).

Employee statistics, including number of employees, service hours paid for, total compensation, hourly and annual wage data, by occupational classifications. Separate details shown for Canadian Pacific and Canadian National. **70¢**



- 52-213 **Canadian National Railways and Canadian Pacific Limited.** Bil. 26 pp. (ISSN 0317-6711).

Provides a five-year summary of principal statistics of the two major railway systems – the Canadian National Railways and Canadian Pacific Limited. Historical data, covering a 49-year period were previously published in two separate reports 52-201 and 52-202. First combined edition, 1968-1972.

70¢

## 53: Road Transport

### *Periodicals*

**53-001 Motor Vehicle Traffic Accidents.** Quarterly.

Number of accidents (fatal, injury and property damage) persons killed and injured by class, type, time and place of occurrence. Discontinued. Last issue, Fourth Quarter, 1972. See 53-206.

**53-002 Passenger Bus Statistics – Intercity and Rural (Class 1 Carriers Only).**

Revenues, revenue passengers carried and vehicle miles run of intercity and rural bus companies with gross annual operating revenues exceeding \$100,000. Discontinued. Last issue, December 1972. See 11-001E and 53-215.

**53-003 Urban Transit.** Monthly. Bil. Approx. 4 pp. (ISSN 0380 – 5948).

Revenues, revenue passengers carried, revenue vehicle miles run of urban transit systems with gross annual operating revenues from urban transit operations exceeding \$500,000. **15¢ a copy, \$1.50 a year**

**53-005 Motor Carriers – Freight.** Quarterly.

Revenues and expenses of motor carriers with gross annual operating revenues exceeding \$100,000, by type of carrier. Selected comparison and a chart showing average operating revenues and expenses. Discontinued. Last issue, Fourth Quarter, 1971. See 53-222.

**53-006 Road Transport Service Bulletin.** Bil. Approx. 20 issues a year. 2 to 8 pp.

A statistical service to industry, government and other users, providing early release of summary information on motor vehicle transport industries, warehouses, urban transit systems and motor vehicles; and other miscellaneous data of general interest on motor vehicle traffic accidents, roads and streets and toll facilities. **\$2.80 a year**

### *Annual*

**53-201 Road and Street Mileage and Expenditure.** Bil. Approx. 20 pp.

Road and street mileages; construction, maintenance and administration expenditures on roads and streets including bridges and domestic toll facilities; toll facility revenue. Expenditures for the elimination and protection of railway grade crossings. **70¢**

**53-202 International Toll Bridges, Tunnels and Ferries.**

Investment, revenues, expenses, traffic, employees, salaries and wages of toll companies, accidents and list of reporting firms and their location. Discontinued. Last issue, 1971. See 54-205.

**53-206 Motor Vehicle Traffic Accidents.** Bil. Approx. 71 pp.

Number of accidents (fatal, injury and property damage) by class, type, time, place of occurrence, road and weather conditions, action and condition of pedestrian; persons killed and injured by class, type, age, sex, etc. and other information dealing with traffic accidents. **\$1.40**

**53-215 Passenger Bus Statistics.** Bil. Approx. 22 pp.

Investment, operating revenues, expenses and other data on intercity and rural bus companies. **70¢**

**53-216 Urban Transit.** Bil. Approx. 18 pp. (ISSN 0576 - 0046).

Investment, operating revenues, expenses and other data on urban transit systems. Discontinued. Last issue, 1970. See 53-215.

**53-217 The Motor Vehicle, Part I: Rates and Regulations.** Bil. Approx. 50 pp. (ISSN 0527-5822).

Commercial motor vehicle regulations, tax and licence fee rates, reciprocal highway agreements, size, weight and safety regulations, taxes on gasoline and other motive fuels, by province; explanation of licence symbols. **\$1.05**

**53-218 The Motor Vehicle, Part II: Motive Fuel Sales.** Bil. Approx. 14 pp. (ISSN 0527-5830).

Gross and net sales of gasoline and net sales of diesel oil and liquefied petroleum gas used for motive purposes, by year and by month, by province. **70¢**

**53-219 The Motor Vehicle, Part III: Registrations.** Bil. Approx. 20 pp. (ISSN 0575-9110).

Registration of motor vehicles by type including passenger automobiles, trucks, motorcycles, buses, trailers and others; an historical table of total registrations; other licences including drivers', chauffeurs' and dealers' licences; motor vehicle registrations are shown by census divisions and municipalities, where available. **70¢**

**53-220 The Motor Vehicle, Part IV: Revenues.** Bil. Approx. 10 pp. (ISSN 0527-5849).

Revenues from motor vehicle registrations, motor fuel taxes and other related revenues by provinces. Revenues related to motor vehicles, by provinces. Discontinued. Last issue, 1973. See 53-201.

**✓ 53-221 Moving and Storage, Household Goods.** Approx. 15 pp.

A report on firms engaged primarily in the moving and storage of household goods including financial and operating data. **70¢**

**53-222 Motor Carriers - Freight (Common and Contract).** Approx. 29 pp.

Investment, operating revenues, expenses and other data on for-hire freight carriers. **70¢**

**53-224 For-hire Trucking Survey.** Bil. 28 pp.

Provides information on the domestic intercity movement of goods by Canada's for-hire trucking industry. Main tabulations include data on transport revenues, tons carried and ton-miles for provinces and major cities. **\$1.05**

## 54: Water Transport

### *Periodicals*

- 54-002 **Shipping Statistics.** Monthly. Bil. Approx. 12 pp. (ISSN 0527-6160).

Presents international seaborne shipping at Canadian ports as: summary of cargo tonnage handled, number of vessel arrivals and departures with registered net tonnage; tonnage of cargo handled by registry (Canadian or foreign) of vessel and by geographic area; number and net registered tonnage of vessel arrivals and departures at selected ports; tonnage of cargo loaded and unloaded by commodity and by geographic area. **30¢ a copy, \$3 a year**

- 54-003 **Water Transport Service Bulletin.** Approx. 12 issues a year. Bil. 2 to 8 pp. (ISSN 0380-0350).

A statistical service to industry, government and other users consisting of early release of summary data on shipping activity and including port activity, major commodities loaded and unloaded, container movements, and miscellaneous data of general interest. **\$1.40 a year**

### *Annual*

**Shipping Statistics.** Vessel and cargo statistics relating to incoming and outgoing traffic at Canadian ports. Report published in five parts as follows:

- 54-202 **Shipping Report: Part I, International Seaborne Shipping (by Country).** Bil. Approx. 275 pp. (ISSN 0318 - 8914).

Presents statistics on: cargo loaded and unloaded at Canadian ports by country of origin or destination; by commodity type and tonnage, by registry of vessel, and by geographic area of Canadian port. **\$2.80**

- 54-203 **Shipping Report: Part II, International Seaborne Shipping (by Port).** Bil. Approx. 80 pp. (ISSN 0318 - 9822).

Cargo loaded and unloaded for or from foreign countries by individual Canadian port, by commodity type and tonnage; number of vessel departures in international seaborne shipping by province, by registered net tonnage and by rig; number and net registered tonnage of vessel arrivals and departures (in ballast or with cargo) by individual Canadian port; and number and gross tonnage of tug departures by individual Canadian port. **\$1.05**

- 54-204 **Shipping Report: Part III, Coastwise Shipping.** Bil. Approx. 92 pp. (ISSN 0318 - 8930).

Cargo loaded and unloaded in coastwise shipping by individual port, by commodity type and tonnage; cargo loaded or unloaded by commodity type and tonnage, and by geographic area; number and net registered tonnage of vessel arrivals and departures by port; and cargo handled in coastwise shipping by foreign-registered vessels by arrival or departure, by number, registered net tonnage and registry of vessel, and by geographic area. **\$1.40**

**54-205 Water Transportation. Bil. Approx. 22 pp. (ISSN 0380-0342).**

Presents statistics on the for-hire water transportation industry; number, kind and registry (either Canadian or foreign) of vessels self-owned and operated or chartered to or from others; number of employees and salaries; revenue and expense; quantity and cost of fuel and lubricating oils consumed; property value, additions and retirements; death and injuries of employees and others; number and value of vessels destroyed or lost at sea. **70¢**

**54-206 Shipping Report: Part IV, Origin and Destination for Selected Ports. Bil. Approx. 247 pp. (ISSN 0575 - 9757).**

Cargo loaded and unloaded in both international seaborne and coastwise shipping at Halifax, St. John, Montreal, Quebec, Hamilton, Thunder Bay, Toronto and Vancouver by commodity type and tonnage, and by country or port of origin or destination. **\$2.50**

**54-207 Shipping Report: Part V, Origin and Destination for Selected Commodities. Bil. Approx. 67 pp. (ISSN 0318 - 8949).**

Tonnage of wheat, other grain, pulpwood, iron ore, bituminous coal, gypsum, newsprint and fuel oil, loaded and unloaded in international seaborne and coastwise shipping by country or port of origin and destination. **\$1.05**

**55: Pipe Line Transport***Periodicals*

- 55-001 **Oil Pipeline Transport.** Monthly. Bil. Approx. 4 pp. (ISSN 0380 - 4615).

Receipts and deliveries of crude oil and refined petroleum products by gathering and trunk lines, by provinces; barrel-miles, operating revenues.

30¢ a copy, \$3 a year

- 55-002 **Gas Utilities.** Monthly. Bil. Approx. 14 pp. (ISSN 0380 - 2329).

Receipts and disposition of natural gas by province, month; daily average sendouts, commodity miles, sales, imports and exports. 30¢ a copy, \$3 a year

*Annual*

- 55-201 **Oil Pipe Line Transport.** Bil. Approx. 31 pp. (ISSN 0410 - 5591).

Barrels of oil carried by gathering and trunk lines by province, by month; receipts and deliveries, barrel-miles, pipe-line mileage; balance sheet, property account revenues, expenses, income, employees, salaries and wages.

70¢

## 56: Communications

### *Periodicals*

- 56-001 **Communications Service Bulletin.** Approx. 20 issues a year. Bil. 2 to 8 pp. (ISSN 0380-0334).

A statistical service to industry, government and other users, providing early release of summary information on telecommunications, including the telephone industry and other telecommunications carriers, radio and television broadcasting, cable television, and miscellaneous data of general interest. Contains monthly releases on telephone statistics and radio time sales and quarterly information on telecommunications. **\$1.40**

### *Annual*

- 56-201 **Telecommunications. Formerly Telegraph and Cable Statistics.** Bil. Approx. 14 pp.

Revenues, expenses, number of messages sent, mileage operated, employees, salaries and wages, by company. **70¢**

- 56-202 **Telephone Statistics - Preliminary Report on Large Telephone Systems.** Bil. Approx. 4 pp. (ISSN 0380 - 7835).

Telephones by type of service; selected employment and financial statistics; and number of telephone calls for 15 of the larger telephone systems operating in Canada. **35¢**

- 56-203 **Telephone Statistics.** Bil. Approx. 32 pp. (ISSN 0380 - 7843).

Number of telephone calls; telephones by type of service and organization; wire and pole-line mileage; employees, salaries and wages; assets, liabilities and net worth data; revenue and expenditure by province. **70¢**

- 56-204 **Radio and Television Broadcasting.** Bil. Approx. 28 pp. (ISSN 0575 - 9560).

Revenue and expenses by administrative department, area and revenue group; balance sheet data; property, plant, and equipment; employee statistics. **70¢**

- 56-205 **Cable Television.** Bil. Approx. 25 pp. First issue, 1967.

Wireline facilities, subscribers and contracts by area; operating revenue and expenses by area and by revenue group; employee statistics by area; income and surplus accounts; assets, liabilities and net worth data. **70¢**



**57: Other Utilities***Periodicals*

- 57-001 Electric Power Statistics.** Monthly. Bil. Approx. 13 pp. (ISSN 0380 - 0229).

Production by utilities and industrial establishments, imports and exports, power made available for use in Canada, secondary energy used, sales to ultimate customers by rate category, cumulative monthly totals for year to date, by province.

**30¢ a copy, \$3 a year**

- 57-002 Service Bulletin - Energy Statistics.** Approx. 85 issues per year. Bil. 2 to 14 pp. (ISSN 0008 - 266x).

A statistical intelligence bulletin providing a medium for the release of advance information on energy commodities and energy industries, including electricity, natural gas and manufactured gas, crude petroleum and refined petroleum products, and coal and coke.

**\$4.20 a year**

*Annual*

- 57-201 Electric and Gas Meter Registrations.** Bil. Approx. 33pp. (ISSN 0527 - 5059).

Meter registrations by province, company and type of meter. Discontinued. Last issue, 1974. Data available from Consumer and Corporate Affairs, Legal Metrology and Laboratory Services, Standards Bldg., Tunney's Pasture, Ottawa K1A 0C9.

- 57-202 Electric Power Statistics, Vol. II. Annual Statistics.** Bil. Approx. 75 pp.

Summary and detailed analyses of generation and use of electric energy, power plant equipment, customers, employees, salaries and wages, financial statistics and historical tabulation of supply and disposal of electric energy, by province.

**\$1.40**

- 57-203 Electricity Bills for Domestic, Commercial and Small Power Service.** Bil. Approx. 19 pp.

Examples of electricity bills for domestic, commercial and small power service in cities and representative municipalities.

**70¢**

- 57-204 Electric Power Statistics, Vol. I. Annual Electric Power Survey of Capability and Load.** Bil. Approx. 51 pp.

Current and projected data of capability and load of major producers of electric energy by province.

**\$1.05**

- 57-205 Gas Utilities (Transport and Distribution Systems).** Bil. Approx. 64 pp. (ISSN 0527 - 5318).

Mcf. receipts and disposition of natural gas by month and by province; pipe-line mileage; balance sheet, property account, income account, employees and earnings.

**\$1.05**

- 57-206 **Electric Power Statistics, Volume III – Inventory of Prime Mover and Electric Generating Equipment.** Bil. 113 pp.

A list of generating plants in Canada by ownership, showing the location, year of installation, name-plate rating and other details of each unit as at end of the year.

**\$2.10**

- 57-207 **Detailed Energy Supply and Demand in Canada.** Bil. 55 pp.

Energy balance sheets in both natural units and B.T.U.'s for 16 fuel types by region. Each balance sheet shows data on production, imports, exports, interregional movements, conversion from one energy form to another, and consumption by 10 consuming sectors. First annual edition, 1970-71. See 57-505 for 1958-1969 data.

**\$1.05**

*Occasional*

- 57-505 **Detailed Energy Supply and Demand in Canada, 1958-1969.** Bil. 295 pp.

Energy balance sheets in both natural units and B.T.U.'s for 16 fuel types by region. Each balance sheet shows data on production, imports, exports, interregional movements, conversion from one energy form to another, and consumption by 10 consuming sectors.

**\$2.50**

TO ORDER  
✓

## 6: COMMERCE, CONSTRUCTION, FINANCE AND PRICES

### 61: Business Conditions

#### *Periodicals*

**61-001 Cheques Cashed. Monthly. Bil. 8 pp.**

Value of cheques cashed against individual accounts by type of deposit account for 50 cities across Canada; also provides turnover ratios by type of account. See also 61-201. **30¢ a copy, \$3 a year**

**61-002 Commercial Failures. Quarterly. Bil. Approx. 15 pp. (ISSN 0380 - 6928).**

Number of business failures and amount of liabilities involved presented on a monthly and quarterly basis; distribution by industries, provinces and major cities, and by size of liabilities. **70¢ a copy, \$2.80 a year**

**61-003 Industrial Corporations, Financial Statistics. Quarterly. Bil. Approx. 160 pp. (ISSN 0380 - 7525).**

Contains statements of estimated assets, liabilities and shareholders' equity by industry; and estimated revenue, expenses, profits and retained earnings by industry. **\$1.75 a copy, \$7 a year**

**61-004 Consumer Credit. Monthly. Bil. Approx. 15 pp. (ISSN 0380 - 0741).**

National estimates of consumer indebtedness, comprising retail instalment credit, personal cash loans and service credit extended by merchandising establishment and participating financial institutions. **30¢ a copy, \$3 a year**

**61-005 Indexes of Real Domestic Product by Industry (Including the Index of Industrial Production). System of National Accounts. Domestic Product by Industry. Monthly. Bil. Approx. 24 pp. (ISSN 0317-3453).**

Contains real output measures (quantities revalued using base year principal industries in the economy, i.e., agriculture; forestry; fishing and trapping; mining; manufacturing; electric power, gas and water utilities; construction; transportation, storage and communication; wholesale and retail trade; finance, insurance and real estate; community, business and personal service, and public administration and defence, as well as various special groupings such as the index of industrial production. Tables of more than 120 seasonally adjusted and unadjusted components and industry aggregates are shown with charts and analytical text. Additional series are available on request. See also 61-213. **40¢ a copy, \$4 a year**

**61-006 Financial Institutions, Financial Statistics. Formerly Business Financial Statistics, Balance Sheets, Selected Financial Institutions. Quarterly. Bil. Approx. 52 pp. (ISSN 0380 - 0754).**

A comprehensive set of financial data, including balance sheet, income and expense statement, retained earnings statement, reserve accounts statement, and source and application of funds statement for each of the financial institutions operating in Canada. **\$1.40 a copy, \$5.60 a year**

- 61-007 **Investment Statistics Service Bulletin.** Approx. 8 issues per year, Bil. 2 to 12 pp. (ISSN 0380 - 7053).

Provides information on investment statistics in advance of the regular publications; in greater detail than provided elsewhere; informs subscribers of developments underway in the field of investment statistics. **\$2.80 a year**

### *Annual*

- 61-201 **Cheques Cashed in Clearing Centres.** Bil. Approx. 42 pp. (ISSN 0575 - 8181).

Value of cheques cashed against individual accounts by type of deposit account for 50 cities across Canada; historical data back to 1924 for each city by provinces; analytical tables, charts, and descriptive text. See also 61-001. **\$1.05**

- 61-202 **Survey of Production. System of National Accounts. Domestic Product by Industry.** Bil. Approx. 37 pp. (ISSN 0068 - 7227).

Census value added for goods-producing industries for Canada, the provinces and territories. Many tables and charts with descriptions of concepts, sources and methods. Historical tables show the data from 1926 or the earliest year for which data are available. **\$1.05**

- 61-203 **Federal Government Enterprise Finance.** Bil. Approx. 39 pp.

An analysis of financial statements of federal government enterprises, comprising details of assets, liabilities and net worth, surplus, current revenue and expenditure on a comparative basis and by industry. Contains charts showing historical trend of growth and operations by industry, a list of the enterprises and their prime functions and an outline of concepts, terminology and classifications. **\$1.05**

- 61-204 **Provincial Government Enterprise Finance.** Bil. Approx. 50 pp. (ISSN 0575 - 9463).

An analysis of financial statements of provincial government enterprises, comprising details of assets, liabilities and net worth, surplus, current revenue and expenditure on a comparative basis, by industry and by province. Also contains a chart on the organization, size and main functions of provincial government enterprises, and an outline of concepts, terminology and classifications. **\$1.05**

- 61-205 **Private and Public Investment in Canada, Outlook.** Bil. Approx. 50 pp. (ISSN 0318-2274).

Contains data on intended capital and repair expenditures in the year ahead on construction and on machinery and equipment as estimated at the beginning of each year. Comparative figures of actual expenditures for the two most recent previous years are also given (final estimates for the penultimate year and preliminary actual for the closest previous year). National and provincial aggregates are provided by sector and selected industry groups whereas totals for metropolitan areas are only for selected industry groups in manufacturing. Also includes explanatory notes on definitions and coverage. **\$1.05**

- 61-206 **Private and Public Investment in Canada, Outlook, Mid-year Review.** Bil. Approx. 40 pp. (ISSN 0318 - 2290).

Includes updated estimates of intended capital spending in the current year, superseding estimates published at the beginning of the year in publication 61-205. Comparative figures are also included for the first estimates of intended outlays and the preliminary estimates of actual expenditures in the preceding year. National and provincial aggregates are provided by sector and selected industry groups. Metropolitan area totals are not compiled for this mid-year publication. **\$1.05**

- 61-207 **Corporation Financial Statistics.** Bil. 480 pp. (ISSN 0575 - 8262).

Contains aggregate balance sheet, income and expense, profit and retained earnings information for corporations classified by 182 industries. Since 1969 previous year's revised data (as well as current year's financial items) are included, along with 15 commonly used key ratios. Financial information on corporations is also included for 7 asset size groups, by 9 industrial divisions for 1969 and 1970, and by 37 major industries for the year 1971. Financial information by 9 industrial divisions is given starting in 1969 aggregated according to corporations that made a profit vs. those that made nil profit or incurred a loss. Since 1970, the publication has additionally included a general review and analysis of the data presented for the reference year. **\$7.50**

- 61-208 **Corporation Taxation Statistics.** Bil. Approx. 153 pp. (ISSN 0576-0119).

Taxation of corporation income, indicating the industries earning the income on which income tax is based, the province in which that income is earned and a reconciliation of corporation profit with taxable income and with taxes. **\$2.80**

- 61-209 **Credit Unions.** Bil. Approx. 60 pp.

A comprehensive report on the operation and financial performance of credit unions and caisses populaires operating in Canada. Statistics, by province and nationally and by local and central credit unions, covers aspects all the way from number of members and employees to size and type of credit unions, to balance sheets, operating statements, undistributed surplus statements, and reserve accounts. First issue, 1966. Continuation of the annual publication previously published by the Department of Agriculture. **\$1.05**

- 61-210 **Corporations and Labour Unions Returns Act - Part I - Corporations.** Bil. 300 pp.

Contains aggregate balance sheet, income and expense, and retained earnings information for large corporations (i.e. those with assets of \$5 million and more) stratified between foreign and Canadian control, by 33 industrial groups and by asset size groups. The foreign control component for all corporations is disaggregated into United States and other foreign control for 33 major industries in terms of assets, equity, sales and profits. The above mentioned financial characteristics of corporations (assets, equity, sales and profits) are further shown within ultimate degree of non-resident ownership groups. Also included are payments made by corporations in Canada to non-residents for interest, dividends and business services. **Free**

- 61-211 **Selected Financial Statistics of Religious Organizations.** Bil. Approx. 4 pp. (ISSN 0318-6792).

Summarizes selected items of revenue and expenditure for Canada, the provinces and revenue size groups. 35¢

- 61-212 **Selected Financial Statistics of Charitable Organizations.** Bil. Approx. 8 pp. (ISSN 0318-8787).

Summary and analysis of selected items of revenue and expenditure by Standard Industrial Classification for Canada, the provinces and revenue size groups. 35¢

- 61-213 **Real Domestic Product by Industry (1971 = 100). System of National Accounts. Domestic Product by Industry.** Bil. Approx. 40 pp.

Indexes of total real domestic product estimates which include all industries in the economy, i.e., agriculture; forestry; fishing and trapping; mining; manufacturing; electric power, gas and water utilities; construction; transportation, storage and communication; wholesale and retail trade; finance, insurance and real estate; community, business and personal service, and public administration and defence, as well as various special groupings such as the index of industrial production. These indexes are available monthly, quarterly and annually. First issue, 1971-1974. See also 61-005. 70¢

### *Occasional*

- 61-505 **Indexes of Real Domestic Product by Industry of Origin, 1935-61.** Approx. 154 pp.

A reference work containing volume of production indexes for the entire spectrum of Canadian industries on a base of 1949 = 100. Essentially the report is an extension of the index of industrial production (which covers manufacturing, mining, electric power, and gas utilities, or about one third of the domestic product). Contains volume of production, transportation, storage and communication, retail and wholesale trade, finance, insurance, real estate; public administration and defence, and community recreation, business and personal service. The production indexes cover the period 1935 to 1962 by years, and the period 1946 to 1962 by quarters both seasonally adjusted and unadjusted. The report also contains comprehensive explanations of concepts, sources and methods. The series are continued in 61-005. See also 61-506. \$1.50

- 61-506 **Real Domestic Product by Industry, 1961 Base.** Approx. 250 pp.

An occasional report covering historical revisions to, and the rebasing of, the real domestic product (RDP) by industry of origin data inclusive of its index of industrial production component. The report introduces a 1961 reference and weight base into these indexes, provides detailed guidance to industry classification links used in the historical revisions, incorporates up-to-date census-based annual production levels, and introduces a number of



## 61-506 - Concluded

other improvements into the measures. The report provides a revised production index record from 1919 to 1967 for the monthly index of industrial production, from 1935 to 1967 for the annual RDP data and from 1946 to 1967 for the quarterly RDP measures. Technical notes and appendices are provided which describe the major elements of this revision. The series are kept up-to-date in 61-005. See also 61-505. \$2

61-508 **Inter-corporate Ownership, 1967.** Bil. 872 pp.

Indicates the ownership of Canadian corporations and links corporations into ownership complexes. Includes an alphabetic index of corporations. \$9

61-510 **Indexes of Real Domestic Product by Industry, 1961-69, 1961 = 100.** F. and F. Approx. 90 pp.

Introduces monthly RDP indexes and cover revisions to the Real Domestic Product (RDP) by industry of origin data (including its Index of Industrial Production component) for the 1961-69 period. The revisions include the incorporation of the latest annual and quinquennial census levels, the final 1961 industry weights, revised seasonal adjustment, new monthly indicators and revised methodology. The report updates the system of Real Domestic Product indexes published in occasional paper (61-506), and contains annual, quarterly and monthly tables, providing data for a wide range of industries and industry groups for the period from 1961 to 1969. The newly developed monthly Real Domestic Product indexes are featured in tables 2 and 3 for the 1961-69 period. Quarterly indexes are included for the convenience of users. These revised data are kept up-to-date in the monthly report, "*Indexes of Real Domestic Product by Industry (Including the Index of Industrial Production)*" (61-005). \$1

61-512 **Inter-corporate Ownership, 1969.** Bil. 1,053 pp.

Indicates the ownership of Canadian corporations and links corporations into ownership complexes. Includes an alphabetic index of corporations. \$10.50

61-513 **Inter-corporate Ownership, 1972.** Bil. 1,138 pp. (ISSN 0575-8823).

Indicates the ownership of Canadian corporations and links corporations into ownership complexes. Includes an alphabetic index of corporations. \$18

61-514 **Selected Financial Statistics of Associations, 1973.** Bil. Approx. 25 pp.

Revenue employment and expenditure data for professional and other trade and industry associations for Canada, the provinces and selected metropolitan areas. 70¢



## 62: Prices and Consumer Expenditure

*Periodicals*

- 62-001 **The Consumer Price Index. Formerly Consumer Price Movements.** Monthly. Bil. 12 pp. Normally issued in the second week of the month following the reference period.

This first monthly release of the Consumer Price Index for Canada provides a descriptive capsule summary of retail price movements and the factors underlying them. Also contains tabular information presenting: latest price index movements for the seven major components and their relative contribution to the overall CPI movement; price index changes on one and twelve-month bases for an extensive number of components and groups; historical monthly information for the total CPI for the previous 15 years; seasonally adjusted monthly price movements and rates of change measures for the latest three years; and price indexes reclassified according to categories of goods and services.

30¢ a copy, \$3.00 a year

- 62-002 **Prices and Price Indexes.** Monthly. Bil. Approx. 100 pp.

Monthly indexes of retail prices for Canada and regional cities, inter-city indexes of retail price differentials; indexes of industry selling prices with commodity detail, wholesale prices with component details, farm products at terminal markets, residential and non-residential building materials, farm inputs, common and preferred stocks; annual electric utility and highway indexes; explanation of methods used; charts and graphs. (Price indexes relating to merchandise exports and imports are published monthly in 65-004 and 65-007, respectively, while implicit price indexes for Gross National Product and its components are published quarterly in 13-001.) Discontinued. Last issue, December 1975. See 62-010 and 62-011.

- 62-003 **Index Numbers of Farm Prices of Agricultural Products.** Monthly. Bil. 4 pp. (ISSN 0380 - 7541).

Over-all indexes of prices received by farmers from the sale of farm products, Canada and the provinces; notes regarding content, methods and sources.

15¢ a copy, \$1.50 a year

- 62-004 **Farm Input Price Indexes, 1961=100. Formerly Price Index Numbers of Commodities and Services Used by Farmers.** Quarterly. Bil. Approx. 6 pp.

Indexes of prices of commodities and services used in Canadian farming operations for Eastern, Western and all Canada. Contains up to three years of quarterly and annual statistics. See also 62-002.

35¢ a copy, \$1.40 a year

- 62-005 **Retail Prices and Living Costs Service Bulletin.** Approx. 10 issues a year. Bil. 2 to 10 pp.

Provides information concerned with consumer prices and national and international living costs. Releases special articles and tabulations not otherwise published or in advance of normal publication. Informs subscribers about current undertakings and matters of general interest in the area of Retail Prices and Living Cost Statistics.

\$2.80 a year

**62-006 Service Bulletin - Construction Price Statistics.**

Releases indexes and prices relating to construction and machinery and equipment in advance of *Prices and Price Indexes* (62-002), and in greater detail than is provided in *Prices and Price Indexes*; informs subscribers of developments underway in the field of capital expenditures price statistics. Discontinued. Last issue, volume 3, no 18. See 62-007 and 62-008.

**62-007 Construction Price Statistics. Monthly Bulletin. Bil. 28 pp. (ISSN 0319-8243).**

Contains price indexes of inputs into construction, contractors selling prices and special purpose aggregations of price indexes for construction and machinery and equipment relating to specified categories of capital expenditures. Presents detailed residential and non-residential input price indexes, and summaries of all other construction statistics, as well as periodic articles relating to new or revised construction price statistics. Supersedes 62-006. See also 62-008. **40¢ a copy, \$4 a year**

**62-008 Construction Price Statistics. Quarterly Report. Bil. 94 pp. (ISSN 0319-8251).**

Contains detailed price indexes of inputs into construction, contractors selling prices and special purpose aggregations of price indexes for construction and machinery and equipment relating to specified categories of capital expenditure. Presents full details of all available price indexes and articles relating to new or revised construction price statistics. Supersedes 62-006. See also 62-007. **\$1.40 a copy, \$5.60 a year**

**62-009 Consumer Price Indexes for Regional Cities. Monthly. Bil. 12 pp. Normally issued in the third week of the month following the reference period.**

First monthly release of *Consumer Price Indexes* for the 14 regional cities. This report provides a summary of retail price index movements and their main contributors for the most current CPI reference month for each of the regional cities. Also provided for each of these urban centres is a detailed breakdown of price index movements for the seven major components and for selected sub-components. In addition, historical monthly information is presented for the All-Items indexes for the latest three years.

**30¢ a copy, \$3 a year**

**62-010 Consumer Prices and Price Indexes. Quarterly. Bil. Approx. 100 pp. (ISSN 0380 - 691x).**

A quarterly compendium of consumer prices and price index related information of both a current and historical nature. Contains a synopsis of current price index movements for each of the three months in the reference quarter at both the urban Canada and the regional cities' level, in the form of descriptive analysis supported by tabular and graphic information. Also provided is a detailed historical summary of monthly consumer price indexes in recent years in both the national and regional cities' contexts. A separate section of the report presents place-to-place comparative consumer prices information including the most recent data on average retail prices and inter-city indexes of retail price differentials. The last segment of the report contains a number of appendices, one relating to consumer price index data, another providing reference material for seasonal adjustment, and a third presenting background information for place-to-place retail price comparisons. The last calendar quarter edition includes a supplement which examines price movements in retrospect for the last twelve months. First issue, October-December, 1975. **\$1.40 a copy, \$5.60 a year**

**62-011 Industry Price Indexes. Monthly. Bil. Approx. 90 pp.**

Monthly and annual indexes of industry selling prices, for manufacturing industries, with commodity detail, of wholesale prices with component detail, of prices of farm products at terminal markets, and of prices of common and preferred stocks; average dealers' selling prices; tables, charts and graphs; explanation of methods used. First issue, 1971 - 1975.

\$1.40 a copy, \$5.60 a year

*Occasional***62-520 Price Indexes of Highway Construction in Canada. 31 pp.**

Base-weighted and current-weighted highway construction price indexes, on the base 1956=100 for the years 1956 to 1959. Charts showing the base-weighted price indexes for the years 1956 to 1959 are included, together with tabular comparisons of base and current weights. The report also contains an outline of concepts, methods and definitions. Current statistics in this series are published in *Construction Price Statistics Quarterly Report* (62-008).

50¢

**62-523 Farm Family Living Expenditure, 1958. 78 pp.**

One of a series of publications arising from the 1958 Survey of Farm Expenditures and Income. Farm family living expenditures are presented in the form of average expenditure per family and percentage of families reporting for Canada, by region and province excluding Newfoundland and the Northwest Territories. Also contains a comparison of survey results with urban family expenditures obtained in an independent survey of expenditures made in 1959 by families living in urban centres of 15,000 and over. See also 21-506.

\$1

**62-526 Price Indexes of Electric Utility Construction, 1956-1965 (1961=100). 34 pp.**

Annual base-weighted indexes for distribution systems, transmission lines and transformation and switching stations are included. Group indexes for materials, labour, and equipment are shown as well as indexes for components within the groups. The report contains an outline of concepts, methods, and definitions. Current statistics in this series are published in *Construction Price Statistics Quarterly Report* (62-008).

75¢

**62-528 Industry Selling Price Indexes, 1956-1968. Bil. 184 pp.**

Presents a comprehensive review of the Industry Selling Price Indexes relating to manufacturing, covering the period 1956-68. Contains a complete textual description of concepts and methods, charts, base weights, and a general description of items priced. The revision is the first major updating of the commodities and industries and features: (a) the introduction of the year 1961 as the time and weight base for the index; (b) the adoption of the 1960 Standard Industrial Classification; and (c) an expansion in the number of commodity indexes. Current monthly data published in report number 62-011.

\$2

**62-529 Index Numbers of Farm Prices of Agricultural Products, 1935-1969. 5 pp.**

Presents the first large-scale revision of the Index of Farm Prices of Agricultural Products since it was first published in August 1946 on the time and weight base of 1935-39=100. These revisions include a change to a weight base of 1960-62=100 and a time base of 1961=100, and, since 1957, an increase in commodity coverage. Included in this publication are revised data on an annual basis for the years 1935 to 1956, monthly for each of the years 1957 to July 1969 and a brief description of methods, sources and concepts used in the preparation of this index.

**25¢****62-530 Urban Family Expenditure, 1967. 160 pp.**

The seventh in a series of small sample surveys of family expenditure in major urban centres. Expenditure patterns by family characteristics for 2,096 families and unattached individuals in eleven cities. Detailed expenditure for families and unattached individuals, classified by city, income level, family type and age of head.

**\$1.50****62-531 Family Food Expenditure in Canada, 1969, Volume 1. Bil. 208 pp.**

Detailed information on family food purchases recorded by a sample of 10,022 Canadian families and individuals in 1969. Average expenditures and quantities per family and per person are presented by commodity for Canada and five regions (Atlantic Provinces, Quebec, Ontario, Prairies, British Columbia), cross-classified according to location in urban centres of 30,000 and over, smaller urban centres, rural areas and for Canada rural non-farm and farm.

**\$2****62-532 Family Food Expenditure in Canada, 1969. Volume 2. Bil. 127 pp.**

Summary tables of family food expenditure showing expenditure per family by main food categories for Canada and five regions, ten provinces and selected urban centres, with cross-classification by family income, family type, etc.

**\$1.50****62-533 Construction Price Indexes for Hydro-electric Generating Stations, 1961-70. 24 pp.**

Annual base-weighted price indexes for the construction and equipping of hydro-electric generating stations on the base 1961=100, for years 1961 to 1970. Group indexes for materials, labour equipment, camp costs and interest during construction are shown as well as indexes for components within the groups. The report also contains an outline of concepts, methods and definitions. Current statistics in the series are published in *Construction Price Statistics Quarterly Report* (62-008).

**50¢****62-534 Farm Input Price Indexes (1961=100), 1961-1971. E. and F. 37 pp.**

Introduces revised price indexes which, from 1961 forward, replace the operation component of the previously published series, Price Index Numbers of Commodities and Services Used by Farmers, 1935-39=100. The Farm Family Living Component of the 1935-39 series has not been replaced and publication has been suspended. Supersedes 62-503, *Price Index Numbers of Commodities and Services Used by Farmers*. Contains on a quarterly and

annual basis, from 1961 to and including the third quarter 1971, total and component price indexes for Eastern, Western and all Canada. Weighting diagrams and a detailed description of concepts, sources and methods are included also. Current price indexes are published in 62-004. 75¢

- 62-535 **Family Expenditure in Canada, Volume I. All Canada: Urban and Rural, 1969.** E. and F. 199 pp.

Shows patterns of expenditure for Canada as a whole by selected characteristics such as urbanization size class, family type, family life cycle, family income, age of head, tenure, occupation of head, education of head, country of origin and immigrant arrival year. These are, mainly, shown separately for urban and rural areas. \$2.80

- 62-536 **Family Expenditure in Canada, Volume II. Regions, 1969.** E. and F. 265 pp.

Shows patterns of expenditure for each of five broad regions of Canada: Atlantic Provinces, Quebec, Ontario, Prairie Provinces and British Columbia. Each region is shown for selected characteristics such as urbanization size, family type, family life cycle, family income, age of head and tenure. Although separate tabulations for the smaller provinces are not generally available for these characteristics, two sets of tables by province are given in this volume: they are respectively by family income quintiles and by an abbreviated family type. \$2.50

- 62-537 **Family Expenditure in Canada, Volume III. Major Urban Centres, 1969.** E. and F. 160 pp.

Shows patterns of expenditure for the same eleven major cities covered in report number 62-530, classified mainly by the same family characteristics as in report number 62-536. \$1.50

- 62-539 **The Consumer Price Index for Canada (1961=100): Revision Based on 1967 Expenditures.** Bil. 75 pp.

Introduces the sixth revision of the series of Canadian index numbers of retail prices, latterly titled the *Consumer Price Index*, featuring a change of weights from 1957 to 1967 family expenditure patterns (and within the food component, to 1969 spending habits) while retaining the time base 1961=100. Also contains CPI background information including comparative tables and charts of the movement of the 1957-weighted and the 1967-weighted series and a list of the latest revisions of item content, classification and terminology. Supersedes 62-518, *The Consumer Price Index for Canada (1949=100): Revision Based on 1957 Expenditures*. 75¢

- 62-540 **Urban Family Expenditure on Shelter and Household Durables, 1971.** Bil. 244 pp.

Shows patterns of family expenditure and detailed average expenditure in eight major cities restricted to shelter, house furnishings and equipment, automobiles and other vehicles (excluding operation costs) and recreation-household appliances classified by family characteristics such as family income, family type, and class of tenure. \$2



**62-541 Urban Family Expenditure, 1972. Bil. 238 pp.**

Patterns of family expenditure and detailed average expenditure in eight major cities with a supplementary sample for Whitehorse and Yellowknife, classified by family characteristics such as family income, family type, and class of tenure. Also contains a set of tables by family income quintile groups for the 1969 survey for the same eight cities.

**\$2.80**

## 63: Merchandising and Services

### *Periodicals*

#### 63-001 **Chain Store Sales and Stocks.**

Total sales and inventory for 18 trades and total all trades. Number of stores operated by reporting firms. Discontinued. Last issue, Dec. 1973. See 63-005 and 63-014.

#### 63-002 **Department Store Sales and Stocks. Monthly. Bil. 19 pp. (ISSN 0380 - 7045).**

Total sales by number of outlets, provinces, and selected metropolitan areas, and sales and inventories by departments, Canada, month and cumulative, current and previous year. **40¢ a copy, \$4 a year**

#### 63-004 **Department Store Sales by Regions. Advance Release. Monthly. Bil.**

Total sales, percentage changes of department store sales, Canada, Atlantic Provinces, and the remainder of Canada by provinces. **\$1.50 a year**

#### 63-005 **Retail Trade. Monthly. Bil. Approx. 42 pp. (ISSN 0380 - 6146).**

Total retail sales by provinces and kinds of business, for chain and independent stores; seasonally adjusted sales. Contact the Merchandising and Services Division for special issues giving revised seasonally adjusted data. See also 63-517 and 63-519 for 1961 to 1966 and 1966 to 1970 revisions to intercensal and post-censal estimates. Commencing with the January 1975 issue, the data are based on a new sample. For the back data on the new base (1972, 1973, 1974) see the issue of June, 1975. **55¢ a copy, \$5.50 a year**

#### 63-007 **New Motor Vehicles Sales. Monthly. Bil. Approx. 15 pp.**

Number and value of new passenger cars, trucks and buses sold by provinces and by source of origin (Canada and U.S. or imported); month and cumulative, current and previous year. Monthly unit sales, by type and origin seasonally adjusted. See also 42-002, and 42-209 for manufacturers' shipments, and 53-219 for registrations. **30¢ a copy, \$3 a year**

#### 63-008 **Wholesale Trade. Monthly. Bil. 4 pp. (ISSN 0380 - 7894).**

Estimated dollar sales and inventories (at cost) of wholesale merchants (excluding agents and brokers, manufacturers' sales branches and primary product dealers) for 26 kind-of-business groups; month and cumulative, current and previous year. **15¢ a copy, \$1.50 a year**

#### 63-009 **Farm Implement and Equipment Sales. Monthly. Bil. 2 pp. (ISSN 0527 - 5121).**

Estimated dollar sales of all new machines and repair parts and unit sales of selected major machines; cumulative, current and previous year. See also 63-203. **15¢ a copy, \$1.50 a year**

#### 63-010 **Steel Warehousing.**

Sales and inventory (in tons) for Canada and the provinces for specified commodity groups; month and cumulative, current and previous year. Discontinued with the December 1970 issue.



- 63-011 **Restaurant Statistics.** Monthly. Bil. 2 pp. (ISSN 0008 - 2627).

Monthly estimates of the receipts of chain and independent restaurants, Canada and provinces. 15¢ a copy, \$1.50 a year

- 63-013 **Sales Financing.** Data formerly included in Credit Statistics, 61-004. Monthly. Bil. 11 pp. First issue, January 1971. (ISSN 0380 - 6278).

Retail sales financing of consumer goods and commercial and industrial goods by sales finance and some consumer loan companies only. Provincial breakdowns of motor vehicle and other sales financing. Supplementary quarterly data on wholesale financing, lease financing and average repayment terms. See also 63-211. 30¢ a copy, \$3 a year

- 63-014 **Merchandising Inventories.** Monthly. Bil. 19 pp. (ISSN 0380 - 7177).

Inventories and stocks/sales ratios, analysed by type of trade (wholesale), department (department stores), kind of business (chain stores, independent retailers); quarterly percentage changes for independent retailers by kind of business. 40¢ a copy, \$4 a year

### *Annual*

- 63-201 **Advertising Agencies.** Bil. 11 pp. (ISSN 0527-4745).

Employees, salaries, billings, gross revenues, etc.

70¢

- ✓ 63-202 **The Control and Sale of Alcoholic Beverages in Canada.** Bil. Approx. 24 pp.

In-depth analysis of the activities of one type of provincial government enterprise, the liquor board or commission. Value and volume data on sales of alcoholic beverages (distinguishing between domestic and imported products) by type of alcoholic beverage. Assets, liabilities and net worth of provincial liquor authorities. Revenues of provincial and territorial governments from the control and sale of alcoholic beverages as well as federal revenues from the taxation of the same products. Information on the production of alcoholic beverages, warehousing transactions involving spirits, and on the reconciliation of liquor boards or commissions statements with the corresponding data appearing in the publication. See also 32-205, 32-206 and 32-207. 70¢

- ✓ 63-203 **Farm Implement and Equipment Sales.** Bil. Approx. 15 pp. (ISSN 0527 - 5113).

Sales by commodity in units and dollars of new machinery and equipment, dollar sales of repair parts, Canada and provinces. Historical data for commodity groups. See also 63-009. 70¢

- 63-204 **Traveller Accommodation Statistics.** Formerly **Hotels.** Bil. Approx. 50 pp. (ISSN 0380 - 5956).

Statistics on hotels, motels, tourist camping grounds and other types of traveller accommodation (i.e. receipts, employment, expenses, occupancy).

\$1.05

- ✓ 63-205 **Power Laundries, Dry Cleaning and Dyeing Plants.** Bil. Approx. 25 pp.

Number, receipts, employment and operating expenses.

70¢

63-206 **Motion Picture Production.** Bil. 9 pp. (ISSN 0527 - 5768). ✓

Number of employees, salaries, gross revenues, and an analysis of types of films produced. 70¢

63-207 **Motion Picture Theatres and Film Distributors.** Bil. Approx. 19 pp. (ISSN 0380 - 6294). ✓

Statistics on admissions, number of features shown, prices, etc. 70¢

✓ 63-208 **New Motor Vehicle Sales.** Bil. Approx. 36 pp.

Number and value of new passenger cars, trucks and buses sold by provinces. Summary and analysis of revised monthly figures contained in report number 63-007. See also 63-211. \$1.05

63-209 **Retail Trade.**

Summary and analysis of revised monthly sales estimates contained in report number 63-005. See also 63-517 and 63-519. Discontinued. Last issue, 1967. See 63-005.

63-210 **Retail Chain Stores.** Bil. Approx. 59 pp. (ISSN 0380 - 7878). ✓

Stores, sales, salaries, stocks, accounts outstanding. See also 63-001. \$1.05

✓ 63-211 **Sales Financing.** Bil. Approx. 34 pp. (ISSN 0410 - 5877).

Retail sales financing transactions of sales finance companies. Volume of paper purchased and balances outstanding for consumer and commercial and industrial goods. Detail on the financing of motor vehicle sales in Canada, by months and provinces. Historical data and list of contributing companies. See also 63-013. \$1.05

63-212 **Warehousing (General Merchandise and Refrigerated Goods).** Bil. Approx. 14 pp.

Financial, capacity, equipment and employment data on enterprises engaged primarily in public warehousing, but excluding co-operatives, grain elevators and those small food lockers which are not part of a general warehouse business. 70¢

63-213 **Vending Machine Operators.** Bil. 21 pp. ✓

Sales of merchandise by vending machine operators through automatic vending machines, type of machine and by location, Canada and provinces. 70¢

63-214 **Shopping Centres in Canada.** Bil. 38 pp. (ISSN 0575-9765). ✓

Number of shopping centres, number of stores and retail sales and services receipts for three size classes of centres. Sales shown by kind of business separately for independent stores and chain stores; some provincial data shown annually. Periodically data on floor area of stores and parking areas are shown. Formerly included in 63-209. \$1.05

- 63-215 **Voluntary Group Stores (Grocery and Combination Trade).** Bil. Approx. 28 pp. (ISSN 0576-0054).

Sales, number of stores in voluntary groups, information on "purchase factor" - ratio of purchases from voluntary group wholesaler to total purchases - number and size of voluntary group organizations, Canada and the provinces. Trades for which data are provided include: grocery and combination stores, drug stores, hardware stores, variety stores, general stores and general merchandise stores, and automobile accessories stores. For 1964 and 1965, trades other than grocery and combination stores were shown separately in No. 63-217. This publication has been suspended for the year 1975.

70¢

- 63-218 **Direct Selling in Canada.** Bil. 14 pp. (ISSN 0590 - 5702).

Sales of various commodities, by method of distribution - door-to-door, mail order, etc.

70¢

- 63-219 **Campus Book Stores.** Bil. Approx. 8 pp. (ISSN 0380 - 6286).

Retail sales by commodities - textbooks, trade books, stationery and supplies and sundries - with employees and payroll, by regions, provinces and Canada, for academic years. List of contributors.

70¢

- 63-220 **Construction Machinery and Equipment Sales.** Bil. 52 pp. (ISSN 0576-0194).

Sales by commodity in units and dollars to Canadian end-users of construction machinery and equipment; sales of used machinery and rental revenue in dollars, by commodity group, Canada and economic regions. See also 63-516.

\$1.05

- 63-221 **Diesel and Natural Gas and Engine Sales Survey.** Bil. 17 pp. (ISSN 0317-7534).

Diesel engine sales in units and dollars, by type of end-user, source and horse-power range, Canada and the provinces. First issue, 1972.

70¢

- 63-222 **Computer Service Industry.** Bil. 22 pp. (ISSN 0318-4064).

Operating revenue and expenses of companies engaged in providing computer services as a major activity, and computer service revenue of companies and institutions engaged in providing these services to the public as a secondary activity. Survey objectives, definitions, questionnaire content, and methodology.

70¢

- 63-224 **Market Research Handbook.** Bil. 356 pp. (ISSN 0590 - 9325).

The Market Research Handbook provides a convenient source of information and reference for those engaged in analysing Canadian markets. The data covers such topics as general economic indicators, population characteristics, personal income and expenditure, household facilities and the latest information available at the time of publication within the merchandising and services field. The handbook includes (a) sources of information, and (b) notes and definitions. These sections are designed to assist the user of these data. First annual edition, 1975. See also 63-514.

\$3.50

*Occasionals***63-514 Market Research Handbook, 1969. Bil. 645 pp.**

Essential marketing data for provinces, counties/census divisions, metropolitan areas and incorporated places of 15,000 population and over in more than 250 tables, 14 maps and 18 charts in two colours. Based on the 1966 Census and 1967-1968 current surveys. 1961 data included for comparisons. (See 63-224).

**\$5****63-515 Wholesale Trade, 1951-1968. Bil. 25 pp.**

Revised intercensal estimates of monthly sales by wholesale merchants for kind-of-business groups as contained in report 63-008.

**50¢****63-516 Construction Machinery and Equipment Sales, 1967. Bil. 57 pp.**

Sales of new and used construction machinery and equipment to Canadian end-users and rental revenue by commodities, in units and dollars, Canada and economic regions.

**75¢****63-517 Retail Trade, 1961-66. Bil. 218 pp.**

Intercensal revisions of monthly retail trade estimates (63-005) for the years 1961-66. The revised data reflect the results of the 1966 Census of Merchandising and Services, and are published by province, by kind of business and by chain and independent stores within each kind of business.

**\$2****63-518 Retail Commodity Survey, 1968. Bil. 87 pp.**

Sales of approximately 150 major commodity lines in retail stores, by province and by kind of business; dollar and percentage distribution of commodity sales within retail stores by kind of commodity or commodity line, by province.

**\$1****63-519 Retail Trade, Revisions to 1966-1970 Post-censal Estimates. Bil. 184 pp.**

Post-censal revisions of monthly retail trade estimates (63-005) for the years 1966-1970. The revised data reflect the results of the 1966 Census of Merchandising and Services, and are published by province, by kind of business and by chain and independent stores within each kind of business. See January 1972 edition of 63-005 for revised monthly data for 1969, 1970 and 1971.

**\$2****63-520 Funeral Directors, 1968. Bil. 18 pp.**

Receipts by source and type of service, average funeral cost, operating expenses and accounts receivable, provinces and metropolitan areas.

**50¢****63-521 Wholesale Trade, 1961-1971. Bil. 30 pp.**

Estimates of annual and monthly sales and inventories of wholesale merchants proper by kinds of business, Canada.

**50¢**

**63-522 Franchising in Canada's Food Serving Industry, 1971. Bil. 29 pp.**

Summary of statistical data relating to sales, employment, selected expenses, services and facilities for franchise food serving locations, Canada and provinces. **50¢**

**63-523 Funeral Directors, 1972. Bil. 13 pp. (ISSN 0575-8629).**

*4-year cycle*  
Receipts by source and type of service, average funeral cost, operating expenses and accounts receivable, provinces and metropolitan areas. Super-sedes 63-520. **50¢**

**63-524 Franchising in Canada's Food Serving Industry, 1973. Bil. 32 pp.**

Summary of statistical data relating to sales, employment, selected expenses, services and facilities for franchise food serving locations, Canada and provinces. See also 63-522. **70¢**

*Annual/Various***63-601 Merchandising Businesses Survey. Wholesale Merchants, 1973. Bil. 56 pp.**

Provides data on number of establishments, volume of trade, purchases, year-end inventories, and salaries and wages, by Standard Industrial Classification and kind-of-business, Canada and conomic regions. Number of locations and volume of trade by Standard Industrial Classification, Canada and regions. First issue, 1973. **\$1.05**

## 64: Construction and Housing

### *Periodicals*

- 64-001 **Building Permits. Monthly.** Bil. Approx. 110 pp. (ISSN 0318 - 8809).

Statistics of building permits issued by municipalities: number of new dwelling units by type; value of residential, commercial, governmental and institutional building construction for individual municipalities, metropolitan areas, census divisions and provinces. Greater detail by type and value of structures for provinces. See also 64-203. 70¢ a copy, \$7 a year

- 64-002 **Housing Starts and Completions. Monthly.** Bil. Approx. 43 pp. (ISSN 0319-8278).

Construction of new permanent dwellings in Canada, showing starts, completions and units under construction; monthly figures for provinces and urban centres of 10,000 or more population; quarterly estimates for all areas. 40¢ a copy, \$4 a year

### *Annual*

- 64-201 **Construction in Canada.** Issued before mid-summer each year. Bil. Approx. 80 pp.

Principal statistics on construction for two preceding years and estimates for current year. Data include value of new and repair work performed by type of structure for primary industries, manufacturing, utilities, and trade, finance and commercial services, all Canada; by type of structure for federal, provincial and municipal governments, and for each province; labour content and costs of materials used, Canada and provinces, and by contractors, utilities, governments, and others. \$1.40

- 64-202 **Household Facilities and Equipment.** Bil. Approx. 27 pp. (ISSN 0318-5273).

Special survey of household facilities taken in April or May of each year (before 1957, in September). Estimates of cooking facilities, heating facilities, water supply, bathroom facilities, refrigerators, washing machines, vacuum cleaners, sewing machines, telephones, radios, and television sets, record players, tape recorders, in Canadian homes; tenure and number of rooms per dwelling, size of household, and households with automobiles, garages, overnight camping equipment and snowmobiles. 70¢

- 64-203 **Building Permits.** Bil. 47 pp. (ISSN 0575-7975).

Annual summaries of data on the number and value of building permits issued in more than 1,600 Canadian municipalities. Data presented in similar form to those available in the monthly publication 64-001. \$1.05



**64-204 The Mechanical Contracting Industry. Bil. Approx. 90 pp.**

Principal statistics on mechanical contractors (plumbing, dry heating and gas piping, process piping, wet heating and air conditioning, sheet metal, automatic sprinkler systems and other related trades) performing work on all types of building and engineering construction. The data are provided for each trade by size group, major type of construction, type of work, Canada and provinces and legal entity. It includes value of work performed, labour content, cost of materials used and other component items of the profit and loss statement. Selected balance sheet information and a series of financial ratios are also presented. First issue, 1967. **\$1.40**

**64-205 The Electrical Contracting Industry. Bil. Approx. 50 pp.**

Principal statistics on electrical contractors performing work on all types of building and engineering construction. The data are provided by size group, Canada and provinces, by major type of construction, type of work and legal entity. It includes value of work performed, labour content, cost of materials used and other component items of the profit and loss statement. Selected balance sheet information and a series of financial ratios are also presented. First issue, 1969. **\$1.05**

**64-206 The Highway, Road, Street and Bridge Contracting Industry. Bil. Approx. 47 pp.**

Principal statistics on general contractors primarily engaged in highway, road, street and bridge construction. The data are provided by size group, Canada and provinces. It includes value of work performed, type of construction, labour content, sub-contracts, cost of materials used and other component items of the profit and loss statement. Selected balance sheet information and a series of financial ratios are also presented. First issue, 1970. **\$1.05**

**64-207 The Non-residential General Building Contracting Industry. Bil. Approx. 36 pp.**

Principal statistics on general contractors primarily engaged in non-residential building construction. The data are provided by size group, Canada and provinces, by type of work and by type of construction. It includes value of work performed by type of structure, labour content, sub-contracts, cost of materials and other component items of the profit and loss statement. Selected balance sheet information and a series of financial ratios are also presented. First issue, 1971. **\$1.05**

**64-208 The Residential General Building Contracting Industry. Bil. Approx. 50 pp.**

Principal statistics on general contractors primarily engaged in residential building construction. The data are provided by size group, Canada and province, by type of work and type of construction. It includes value of work performed by type of structure; labour content; sub-contracts; cost of materials and other components of the profit and loss statement. Selected balance sheet information and a series of financial ratios are also presented. First issue, 1973. **\$1.05**



## 65: External Trade

### Periodicals

- 65-001 **Summary of External Trade.** Formerly **Summary of Foreign Trade.** Monthly. Bil. 43 pp. (ISSN 0318-2347).

Summarized presentation of two-year quarterly totals of exports and imports, seasonally adjusted, by 7 geographical areas and selected commodity groupings; current and previous month and 3 year cumulative totals by country and commodity categories; exports by province of lading and imports by province of clearance; charts, indexes of prices and volumes.

40¢ a copy, \$4 a year

- 65-002 **Summary of Exports.**

Three-year tables summarizing domestic exports by countries and trading areas: by export commodity categories by provinces of lading; value, price and volume indexes by sections; quarterly seasonally adjusted and unadjusted domestic exports of selected commodity groupings. Discontinued. Last issue, December 1974. See 65-001.

- 65-003 **Exports by Countries.** Bil. 365 pp. (ISSN 0318-2384).

Values only of domestic exports by countries and commodity categories showing three-year figures of latest and preceding quarter together with cumulative year-to-date totals (distributed by province of lading). Domestic exports to 19 U.S.A. census subdivisions by commodity categories, and regions of lading, cumulative current year only.

\$2.10 a copy, \$8.40 a year

- 65-004 **Exports by Commodities.** Monthly. Bil. 140 to 315 pp.

Quantity and value of domestic exports showing countries to which each commodity was exported, monthly figures and cumulative totals; re-exports by commodity groups by countries; and non-trade special transactions by commodities and countries.

80¢ a copy, \$8 a year

- 65-005 **Summary of Imports.**

Three-year tables summarizing imports by countries, trading areas and provinces of clearance; by import commodity categories; value, price and volume indexes by sections; and quarterly seasonally adjusted and unadjusted imports of selected commodity groupings. Discontinued. Last issue, December 1974. See 65-001.

- 65-006 **Imports by Countries.** Quarterly. Bil. 200 pp. (ISSN 0318-2606).

Values only of imports by countries and commodity categories, showing three year figures of latest and immediately preceding quarters together with cumulative totals (distributed by province of clearance).

\$2.10 a copy, \$8.40 a year

- 65-007 **Imports by Commodities.** Monthly. Bil. 200 to 390 pp. (ISSN 0318-2398).

Detailed figures of imports, showing countries from which each commodity was imported; monthly figures and cumulative totals; and special transactions - non-trade by countries and commodities.

80¢ a copy, \$8 a year

**Annual**

- 65-201 Trade of Canada, Volume I: Summary and Analytical Tables. Bil. Approx. 350 pp.**

Discontinued. Last issue, 1966-1968. See 65-202 and 65-203.

- 65-202 Exports - Merchandise Trade. Formerly Trade of Canada, Volume II: Exports. Bil. Approx. 1,060 pp. (ISSN 0317-5375).**

Summary tables of exports by countries and trading areas, by sections, modes of transport and regions of lading for three years. Detailed figures for three years of exports by commodities and countries. Domestic exports to 19 U.S.A. census subdivisions by commodity categories, and regions of lading for latest year. Total exports by modes of transport, value and quantity by commodity group, two calendar years from 1972. **\$16.50**

- 65-203 Imports - Merchandise Trade. Formerly Trade of Canada, Volume III: Imports. Bil. Approx. 977 pp. (ISSN 0380 - 1349).**

Summary tables of imports by countries, by sections, free and dutiable imports and duty initially collected. Detailed figures for three years of imports by commodities and countries, of free and dutiable imports and duty collected in the latest year. **\$15**

- 65-205 Review of Foreign Trade.**

Analytical commentary on significant developments including summary tables on leading commodities, countries, price and volume indexes. Published as an occasional beginning with the 1960-63 issue. See 65-501.

- 65-206 Exports by Mode of Transport. Bil. 275 pp.**

Figures for exports at the three-digit commodity group classification level by the last means of transport used in shipping the goods from Canada. Presents statistics according to country to which the goods are going as well as the customs region in Canada through which the goods were cleared for export. Discontinued. Last issue, 1972. See 65-202.

**Occasional**

- 65-501 Review of Foreign Trade, 1966-72. Bil. 225 pp. (ISSN 0068-7219).**

Analytical commentary on significant developments in Canada's foreign trade, together with summary tables on leading commodities and partner trading countries. A description of sources of information and statistical methods is included. This report was published annually until 1960, and subsequently on an occasional basis, e.g., separate reports covering 1960-63 and 1963-66. Includes a chapter on pricing practices of Canadian exporters and importers. Formerly 65-205. **\$3.50**

## 66: International Travel

### *Periodicals*

- 66-001 **Travel Between Canada and Other Countries.** Quarterly. Bil. Approx. 190 pp. (ISSN 0380 - 2094).

Statistics on non-residents entering Canada by country of residence and Canadian residents returning from trips abroad. Statistics of travel between Canada and United States show both vehicles and persons as well as other modes of transport (plane, bus, rail and boat). All data are disaggregated by province and port. The report contains current data on the quarterly estimates of receipts and payments on international travel. \$1.75 a copy, \$7 a year

- 66-002 **International Travel - Advance Information.** Monthly. Bil. 2 pp.

Summary of numbers of travellers between Canada and other countries and number of United States vehicles, by provinces; preliminary to report 66-001. 15¢ a copy, \$1.50 a year

### *Annual*

- 66-201 **Travel Between Canada and Other Countries.** Bil. Approx. 92 pp. (ISSN 0317-6738).

Analysis of non-resident travel in Canada, including number of foreign travellers by country of residence and their expenditures according to length of stay, type of transportation, etc. as well as purpose of trip, accommodation used, and destinations. Analysis of Canadian travel to the United States and overseas countries similar in scope to the data on travellers from the United States and overseas countries in Canada. \$1.40

- 66-202 **Travel, Tourism and Outdoor Recreation - A Statistical Digest.** Bil. 219 pp. (ISSN 0380 - 6316).

A digest of data on travel, tourism and outdoor recreation compiled from sources in Statistics Canada and elsewhere. Data are in most cases presented for a five-year period. The digest is divided into nine sections: five on international travel, and one each on domestic travel, tourism facilities, outdoor recreation activities, and equipment and services. \$2.80

**67: Balance of Payments and International Investments***Periodicals*

- 67-001 Quarterly Estimates of the Canadian Balance of International Payments. System of National Accounts. Quarterly. Bil. 69 pp. (ISSN 0410 - 5788).**

Summary of main items of current and capital transactions between Canada and other countries and Canada's reserve position for the current and two previous years with comment on developments in the period covered.

**\$1.05 a copy, \$4.20 a year**

- 67-002 Security Transactions with Non-residents. Monthly. Bil. 21 pp.**

Security transactions between residents of Canada and residents of the United States, the United Kingdom, Continental Europe and other countries by types of securities. December issue contains an annual review and each quarterly issue contains comments on new issues and retirements of securities.

**40¢ a copy, \$4 a year**

*Annual*

- 67-201 The Canadian Balance of International Payments. System of National Accounts. Bil. 150 pp. (ISSN 0318 - 8817).**

Comment on and statistical analysis of current and capital account transactions between Canada and other countries. Notes on contents and definitions of accounts are also included.

**\$2.10**

- 67-202 Canada's International Investment Position. Bil. 159 pp. (ISSN 0318 - 8868).**

A detailed analysis of foreign investments in Canada and Canadian investments abroad; analytical information on the relative position of foreign capital in the ownership and control of Canadian industry, the financing of investment and the distribution of income.

**\$2.10**

*Occasional*

- 67-505 The Canadian Balance of International Payments—A Compendium of Statistics from 1946 to 1965. 235 pp.**

A comprehensive volume of statistical series for the period 1946 - 1964. Later data are available from annual and quarterly reports on the *Canadian Balance of International Payments* (67-201 and 67-001) and the monthly, *Security Transactions with Non-residents* (67-202).

**\$2.50**

## 68: Government Finance

### *Annual*

- 68-001 **Government Finance in Accordance with the System of National Accounts.** Quarterly. Bil. 37 pp. (ISSN 0319-8758).

Presents details of government revenue, expenditure and surplus or deficit, which are published in aggregate form in the quarterly report number 13-001 - *National Income and Expenditure Accounts*.

**\$1.05 a copy, \$4.20 a year**

- 68-201E **Principal Taxes in Canada.** Formerly, *Principal Taxes and Rates - Federal, Provincial and Local Governments*. E. and F. Approx. 66 pp.

A description of the more important taxes imposed by the various levels of government in Canada with particular reference to rates and bases of imposition. Also contains tables providing summaries of developments over the previous decade in the structures of selected taxes.

**\$1.40**

- 68-202 **Consolidated Government Finance - Revenue and Expenditure and Assets and Liabilities of Federal, Provincial and Local Governments.** Bil. Approx. 47 pp. (ISSN 0575 - 8254).

A consolidation of the revenue and expenditure transactions of the federal, provincial and local governments in Canada. Also presents a separate consolidation of the revenue and expenditure transactions of provincial and local governments.

**\$1.05**

- 68-203 **Local Government Finance, Revenue and Expenditure, Preliminary Estimates.** Bil. Approx. 80 pp. (ISSN 0318-6121).

Presents estimates (current year) and preliminary (preceding year) provincial and national aggregations of the principal items of local government revenue and expenditure classified according to financial management concepts. Also presents preliminary and estimated data for urban regions.

**\$1.40**

- 68-204 **Local Government Finance, Revenue and Expenditure, Assets and Liabilities, Actual.** Bil. Approx. 50 pp.

Presents provincial and national aggregations of local government actual revenue and expenditure in greater detail than in 68-203 classified according to financial management and macro-economic concepts and reconciled to national income and expenditure data. Also includes details of financial assets and liabilities and of intergovernmental transactions.

**\$1.05**

- 68-205 **Provincial Government Finance, Revenue and Expenditure (Estimates).** Bil. Approx. 75 pp.

Presents, from information provided in provincial budget speeches and provincial and territorial estimates, forecasts of provincial and territorial revenue and expenditure in the current year. Complete reconciliation of Statistics Canada concepts with the related data appearing in the estimates of provincial and territorial governments. Financial management - national accounts cross-classification of the revenue and expenditure of provincial and territorial governments. Historical summaries of revenue by source and expenditure by function. See also 68-207.

- 68-207 **Provincial Government Finance, Revenue and Expenditure.** Bil. Approx. 146 pp.

Presents, from information contained in the public accounts of the provinces and territories as well as in the financial statements of provincial and territorial special funds, the actual revenue and expenditure of provincial and territorial governments. Full detail on transfers to and from other governments and complete reconciliation of Statistics Canada concepts with the related data appearing in the public accounts of provincial and territorial governments. Financial management - national accounts cross-classification and reconciliation of the revenue and expenditure of provincial and territorial governments. Historical summaries of revenue by source and expenditure by function. See also 68-205.

**\$2.10**

- 68-209 **Provincial Government Finance, Assets, Liabilities, Sources and Uses of Funds.** Bil. Approx. 148 pp. (ISSN 0318 - 8876).

From information contained in the public accounts of the provinces and territories and the financial statements of provincial special funds as well as additional information, provides a complete presentation of the financial assets and liabilities of provincial and territorial governments. Also provides a statement of their sources and uses of funds together with a reconciliation of the relevant data with corresponding figures included in certain series of the *Financial Flow Accounts* (Catalogue 13-002). In addition, it furnishes supplementary information on bonded indebtedness by interest rate, term to maturity, whether direct or guaranteed, whether marketable or non-marketable, and also provides detail on suppliers of funds and quarterly fluctuations in borrowing and interest rates.

**\$2.10**

- 68-211 **Federal Government Finance.** Bil. Approx. 48 pp. (ISSN 0575 - 8521).

An analysis of federal government revenue and expenditure, assets, liabilities and surplus within the Financial Management concepts, providing functional-economic cross-classifications together with analyses of sources and uses of funds, transfers to other levels of government and special fund operations, reconciliations with similar analyses on budgetary and on national accounts basis, and analysis of direct, indirect and funded debt.

**\$1.05**

### *Occasional*

- 68-506 **The Canadian System of Government Financial Management Statistics.** E and F. 74 pp.

A document providing detailed information on the concepts, sources, and methods used in the preparation of financial management data on the revenue, expenditure, assets, liabilities, and sources and uses of funds of governments at the various levels in Canada and on the corresponding transactions of their enterprises. Also provides a description of the reconciliation adjustments between the financial management series and the corresponding data of the System of National Accounts.

**\$1**



## 7: EMPLOYMENT, UNEMPLOYMENT AND LABOUR INCOME

### 71: Labour Force

#### *Periodicals*

- 71-001 **The Labour Force**. Monthly. Bil. Approx. 100 pp. (ISSN 0380 - 6804).

Estimates of the Canadian labour force, employment and unemployment derived from the monthly labour force survey are presented in tabular and graphic format. Detailed tables of most recent data are given by age, sex and region. Employment estimates are further classified by marital status, by industry and occupation, by class of worker and by hours of work; and, the unemployment estimates by the number of months looking for work. Updates for series contained in *Historical Labour Force Statistics, Actual Data, Seasonal Factors, Seasonally Adjusted Data* (71-201) are presented. Historical annual averages of some of the major aggregates are also included.

55¢ a copy, \$5.50 a year

- 71-002 **Quarterly Report on Job Vacancies**. Quarterly. Bil. Approx. 64 pp.

Quarterly estimates of Canadian job vacancies by region and selected provinces, broken down by non-agricultural industries, excluding households, and by occupation; job vacancy rates by industry, region and provinces; percentage distribution of vacancies by industry and region. The estimates are derived from a bi-monthly sample survey.

\$1.05 a copy, \$4.20 a year

#### *Annual*

- 71-201 **Historical Labour Force Statistics, Actual Data, Seasonal Factors, Seasonally Adjusted Data**. Formerly **Seasonally Adjusted Labour Force Statistics**. Bil. 402 pp.

Contains more than 400 time series, derived from the monthly labour force survey (71-001) for the period January 1953 to the end of the latest year. The series include the labour force, employment and unemployment for Canada and the regions by age and sex. Total employment is broken down by agricultural and non-agricultural industries. Also included are unemployment and participation rates by age and sex, and by region. For each series the actual data and the final seasonally adjusted data are shown. For the directly adjusted series, an additional table with the final seasonal factors is given along with the MCD (number of months of cyclical dominance).

\$6

- 71-202 **Corporations and Labour Unions Returns Act - Part II - Labour Unions**. Bil. 94 pp.

Contains statistical summaries and analysis of labour union activity in Canada including organization and structure of the unions, male and female union membership, geographical location and industry of local unions, affiliations and union financial activity. Also included is the extent of the affiliation of organized labour in Canada with International Unions.

Free



*Occasional*

- 71-504 **Canadian Labour Force Survey (Methodology)**. E. and F. 97 pp.

Presents a general but comprehensive description of the Canadian Labour Force Survey whose main function is to provide estimates of employment and unemployment in Canada and in the five regions—Atlantic, Quebec, Ontario, Prairies, and British Columbia. It gives an account of various stages of the sampling design and estimation procedures. **51**

- 71-505 **Educational Attainment of the Canadian Population and Labour Force, 1960 - 1965. Special Labour Force Study No. 1**. E. and F. 40 pp.

Estimates based on supplementary questions appended to the *Labour Force Schedules* of February 1960 and 1965, including relationship between educational attainment and labour status and activity, and a comparison between native-born Canadians and post-war immigrants. **75¢**

- 71-506 **Annual Work Patterns of the Canadian Population, 1964. Special Labour Force Study No. 2**. E. and F. 35 pp.

Annual work experience of the Canadian population is compared with data from monthly surveys, and includes an analysis of long-duration unemployment, and part-year and part-time work. **75¢**

- 71-507 **The Job Content of the Canadian Economy, 1941 - 1961. Special Labour Force Study No. 3**. E. and F. 28 pp.

A review of the theory and measurement of job content together with an attempt to estimate the kinds of jobs in the Canadian economy, by function and levels. A comparison is made with the United States. **75¢**

- 71-508 **Geographic Mobility in Canada/October 1964-October 1965. Special Labour Force Study No. 4**. 23 pp.

Migration of the Canadian population between municipalities is analysed by age, sex and region. For male migrants, aged 17-64, labour force status and reasons for leaving are also included. **75¢**

- 71-509 **Women Who Work. Part 1. Special Labour Force Study No. 5**. 26 pp.

An evaluation of the relative importance of age, marital status, and education as factors influencing the participation of women in Canada's work force. The study is based on special tabulations of 1961 Census data. **75¢**

- 71-510 **Labour Force Characteristics of Post-war Immigrants and Native-born Canadians, 1956 to 1967. Special Labour Force Study No. 6**. Approx. 57 pp.

Differences between the labour force participation rates of post-war immigrants and native-born Canadians are compared, taking into account differences in the age, sex, marital status, regional and educational attainment distributions of the two population groups. **75¢**

- 71-511 **The Demographic Background to Change in the Number and Composition of Female Wage-earners in Canada, 1951 to 1961. Special Labour Force Study—Series B, No. 1.** 26 pp.

An evaluation of demographic change over the 1951 - 1961 decade and its impact on the composition and number of female wage-earners in 1961. 75¢

- 71-512 **Educational Attainment in Canada: Some Regional and Social Aspects. Special Labour Force Study No. 7.** 53 pp.

An examination of regional and occupational differences in educational attainment in Canada and its relation to migration and immigration is followed by a study of intergeneration changes in educational attainment. 75¢

- 71-513 **Underutilization of Manpower in Canada. Special Labour Force Study No. 8.** 36 pp.

An estimation of the gap between potential and actual employment in Canada. The two components of the gap — unemployment and non-participation — are separately studied by age and sex in the five geographic regions. 75¢

- 71-514 **Women Who Work. Part 2. Special Labour Force Study — Series B, No. 2.** 21 pp.

An evaluation of the influence of age, education of the wife, education of the husband, child status and residence on the participation of married women in Canada's work force, based on tabulations of the 1961 Census data. 50¢

- 71-515 **Some Methods of Analysing Cross-classified Census Data — The Case of Labour Force Participation Rates. Special Labour Force Study — Series B, No. 3.** 37 pp.

A number of different statistical techniques are applied to cross-classified labour force participation rates obtained from the 1961 Census of Canada. The results are examined and compared. 75¢

- 71-516 **Married Female Labour Force Participation: A Micro Study. Special Labour Force Study — Series B, No. 4.** 102 pp.

Regression analysis is applied to household data from the 1964 Survey of Consumer Finances in order to determine the impact of each of the several social and economic factors on the labour force participation of married women. These factors included non-wife family income, the potential income of the wife, the number and age of children, type of dwelling in which the family lives, region, religion and age of wife. 75¢

- 71-517 **Cycles and Trends in Labour Force Participation: 1953 - 1968. Special Labour Force Study — Series B, No. 5.** 94 pp.

Applies regression analysis to monthly and annual labour force participation data for Canada and the five regions to test for the presence of any significant net "additional" and/or "discouraged" worker effect in response to changes in the demand for labour. 75¢

- 71-518 **Workers With Long Hours. Special Labour Force Study - Series A, No. 9.** 67 pp.

A study of the characteristics of Canada's long hours workers. The three categories of such workers - the regular long hours workers, the overtime workers, and the multiple job holders - are separately examined. 75¢

- 71-520 **Facts About the Unemployed, 1960 - 1971.** Bil. 48 pp.

Presents the main data on unemployment in Canada for the period 1960 to 1971, by major demographic, educational and geographic characteristics. 75¢

- 71-521 **Canadian Job Vacancy Survey, Technical Appendix.** Bil. 36 pp.

Definitions, design and development of the Job Vacancy Survey, as well as facsimiles of all mail and interview questionnaires. 50¢

- 71-522 **Determinants of the Participation Rate of Married Women in the Canadian Labour Force: An Econometric Analysis.** E. and F. 126 pp.

Econometric techniques are applied to micro-data from the 1968 Survey of Consumer Finances, and to the 1961 Census data in order to investigate and assess the magnitude and direction of several factors which might affect the decision of married women in allocating their time between market work and non-market activities. \$1

- 71-523 **Short-term Variations in Student and Non-student Labour Force Participation Rates, 1966-73.** E. and F. 58 pp.

The impact of seasonal and cyclical fluctuations in labour demand on the labour supply of students and non-students for the period 1966 to 1973 is examined in this study. The analysis is based on estimates of labour force participation rates for students and non-students within the 14 to 24 age category constructed from Monthly Labour Force Survey data. \$1.05

- 71-524E **Working Life Tables for Males in Canada and Provinces, 1971.** E. and F. 137 pp.

Examines the recent changes in working-life of Canadian males using 1971 Census data. Focuses on the national trends in labour force accession as well as retirement rates, and on provincial differences in the components. \$1.40

- 71-525E **Job Search Patterns in Canada.** E. and F. 57 pp.

Utilizes data from a supplemental questionnaire attached to the October 1971 Labour Force Survey to study the patterns of job search and job success of persons in the labour market. A number of aspects of search behaviour and search success are examined including the demographic characteristics of searchers labour force status immediately prior to search, length of search, and methods and intensity of search. An attempt is made to assess the effect of prolonged unemployment on the job expectations of searchers. \$1.05

## 72: Employment and Earnings

### *Periodicals*

- 72-002 **(Employment, Earnings and Hours. Bil. Approx. 130 pp. (ISSN 0380 - 6936).**

Industry and area data on industrial employment, average weekly earnings, average weekly hours, average hourly earnings. **70¢ a copy, \$7 a year**

- 72-004 **Federal Government Employment. Quarterly. Bil. Approx. 20 pp. (ISSN 0575-8491).**

An analysis by month of the number and regular earnings estimates of federal government employees within occupational categories by province, by function and by department and an analysis by month of the number and earnings of federal government enterprise employees, together with summaries and comparative totals for the previous quarter and for the same quarter in the previous year. It also includes quarterly total overtime and retroactive payments reported having been paid to federal government employees by department. **70¢ a copy, \$2.80 a year**

- 72-005 **Estimates of Labour Income. Monthly. Bil. 16 pp. (ISSN 0318-9007).**

Monthly estimates of wages, salaries and supplementary labour income, both unadjusted and seasonally adjusted, for specific industries and regions; with annual totals for the last 12 years. The data for the first quarter of each year are published in one issue "January-March". **40¢ a copy, \$4 a year**

- 72-007 **Provincial Government Employment. Quarterly. Bil. Approx. 35 pp. (ISSN 0527 - 608x).**

Number and earnings of provincial government employees, full-time and other, by function for departmental services; summary information for provincial institutions of higher learning, provincial government enterprises, and workmen's compensation boards. **\$1.05 a copy, \$4.20 a year**

- 72-008 **Estimates of Employees by Province and Industry. Monthly. Bil. 33 pp. (ISSN 0575-8432).**

Monthly estimates of total employment in non-agricultural industries for Canada and the provinces. **40¢ a copy, \$4 a year**

- 72-009 **Local Government Employment. Quarterly. Bil. Approx. 14 pp.**

Employment and payrolls of municipal governments by province, metropolitan areas, major urban areas, and population group. **70¢ a copy, \$2.80 a year**

### *Annual*

- 72-201 **Review of Employment and Average Weekly Wages and Salaries. Approx. 137 pp.**

Industry and area fluctuations in industrial employment, payrolls and average weekly wages and salaries. **\$2.10**

- 72-202 **Review of Man-hours and Hourly Earnings.** Approx. 115 pp.

Industry and area averages of hours worked per week, hourly earnings and weekly wages, by months, with annual averages. **\$2.10**

- 72-205 **Federal Government Employment in Metropolitan Areas.** Bil. Approx. 50 pp.

An analysis of the number and regular earnings estimates of federal government employees by department, sex, occupational category and departmental program within each of the census metropolitan areas during the month of September each year. Also includes a list of the census metropolitan areas and their components and a glossary of principal terms. **70¢**

- 72-206 **Employment, Earnings and Hours, Seasonally Adjusted Series.** Bil. Approx. 287 pp.

Includes monthly unadjusted indexes, final seasonal factors and final seasonally adjusted indexes for the major groups and large component industries for Canada, major industrial divisions for the regions and the industrial composite for the smaller provinces. **\$2.50**

- 72-207 **Notes on Labour Statistics.** Bil. 46 pp. (ISSN 0318-2983).

Contains selected articles on recent developments in the field of labour market and labour statistics in Canada, with particular emphasis on labour force statistics. **\$1.05**

### *Occasional*

- 72-504 **Employment Indexes, Average Weekly Wages and Salaries, Average Weekly Hours and Average Hourly Earnings, Monthly and Annual Statistics, Historical Series, January 1961-May 1965.** 433 pp.

Contains monthly and annual historical series from January 1961 to May 1965, incorporating the 1960 Standard Industrial Classification and indexes on a 1961 time base. Series covered are employment indexes, average weekly wages and salaries, average weekly hours and average hourly earnings for Canada, provinces, regions and major urban centres in fine industry detail. Historical data for June-December 1965 are contained in the January 1966 issues of 72-002 and 72-003. **\$4.50**

- 72-505 **Municipal Government Employment, 1961 - 1966.** Bil. 48 pp.

Contains monthly data on employment and payrolls of municipal governments by province and census metropolitan areas for the years 1961 to 1966. **75¢**

- 72-506 **Labour Costs in Manufacturing, 1967.** Bil. 120 pp. (Published jointly by Statistics Canada and the Canada Department of Labour.)

Measures both direct and indirect employer expenditures in the year 1967 for about 13,200 establishments in the Manufacturing Industry in each of the major manufacturing groups for Canada and geographic regions. Included in the study are data on: paid absence, premium payments, miscellaneous direct payments, payments required by law and payments to benefit plans. There are estimates for all establishments and for those reporting expenditures for specific items. Separate tabulations are shown for salaried employees and for wage-earners. **\$1.50**



- 72-507 **Inventory of Federal Government Company and Establishment Surveys Collecting Labour Data, 1968.** 132 pp.

Lists all labour questions collected and tabulated, concepts used in respondent instructions, and summarizes published labour information for 92 company and establishment surveys conducted by Statistics Canada and other federal departments. Surveys which collect labour data only as well as those which collect labour data as part of other industry statistics are included. Provides a description of surveys with the frequency, reference period, number of companies and establishments surveyed, industries covered and geographic detail. Also describes 135 survey questionnaires with a subdivision of all employment, hours, pay and employee benefit questions. **\$1.50**

- 72-508 **Estimates of Employees by Province and Industry, 1961 - 1968.** Bil. 31 pp.

Monthly estimates, including annual averages, of total employment in non-agricultural industries for Canada and the provinces for the 1961 - 1968 period. Definitions, survey methods, geographic and industrial coverage, re-design and automation of the small firm sample survey, description of the reliability of the estimates. **50¢**

- 72-510 **Labour Costs in Manufacturing, 1968.** Bil. 120 pp. (Published jointly by Statistics Canada and the Canada Department of Labour.)

Measures both direct and indirect employer expenditures in the year 1968 for about 13,200 establishments in the Manufacturing Industry in each of the major manufacturing groups for Canada and geographic regions. Included in the study are data on: paid absence, premium payments, miscellaneous direct payments, payments required by law and payments to benefit plans. There are estimates for all establishments and for those reporting expenditures for specific items. Separate tabulations are shown for salaried employees and for wage-earners. See also 72-506. **\$1.50**

- 72-511 **Labour Costs in Canada. Mines, Quarries and Oil Wells, 1969.** Bil. 102 pp. (Published jointly by Statistics Canada and the Canada Department of Labour.) (ISSN 0319 - 4922).

Measures both direct and indirect employer expenditures in the year 1969 for about 700 establishments in the mining industry (S.I.C. 050-099 - Mines, Quarries and Oil Wells) in each of the major groups for Canada and geographic regions. Included in the study are data on: paid absence, premium payments, miscellaneous direct payments, payments required by law and payments to benefit plans. There are estimates for all establishments and for those reporting expenditures for specific items. Separate tabulations are shown for salaried employees and for wage-earners. See also 72-506 and 72-510. **\$1.50**

- 72-512 **Guide to Federal Government Labour Statistics, 1972.** Bil. 188 pp.

A directory of labour statistics available from Statistics Canada, the Department of Labour, the Department of Manpower and Immigration, and other federal government departments. The labour data available about 120 publications and additional unpublished data are described, together with historical information, industrial, occupational and geographic detail. The labour concepts used are also listed and compared. Updates and replaces publication No. 72-509. **\$1**

**72-513 Estimates of Employees by Province and Industry, 1961-1972. Bil. 45 pp.**

Monthly estimates, including annual averages of total employment in non-agricultural industries for Canada and the provinces for the 1961-1972 period. Definitions and survey methods are described in report number 72-508. See also 72-514. 75¢

**72-514 Estimates of Employees by Province and Industry, 1961-1974. Bil. 45 pp.**

Monthly estimates, including annual averages of total employment in non-agricultural industries for Canada and the provinces for the 1961-1974 period. Definitions and survey methods are described in report number 72-508. See also 72-513. \$1.05

*Annual/various***72-601 Earnings and Hours of Work in Canada: Retail Trade Industry, 1970. Bil. 200 pp.**

Contains data on earnings and hours of work of male and female employees in the retail trade industry. These statistics are broken down into full-time, part-time and casual employees. Large-firm (20+ employees) data are given for Canada, provinces and several urban areas. Small-firm data relate to Canada, provinces and the metropolitan areas of Montreal, Toronto, Winnipeg and Vancouver. \$2

**72-602 Accommodation, Food and Recreational Services, Employment, Earnings and Hours of Work, 1972. Bil. 126 pp. (ISSN 0317-6746).**

Contains data on employment, earnings and hours of work of male and female employees in accommodation and food services and amusement and recreational services components of the services industry division (1970 Standard Industrial Classification). These statistics are broken down into full-time, part-time and casual employees under four occupational groupings. Data are given for Canada, provinces and the metropolitan areas of Montreal, Toronto, Winnipeg and Vancouver. Separate data for large (20 + employees) and small (under 20 employees) are also given. \$2.10

**72-603 Finance, Insurance and Real Estate. Employment, Earnings and Hours of Work, 1973. Bil. 142 pp.**

Contains data on employment, earnings and hours of work of male and female employees in finance, insurance and real estate (1970 Standard Industrial Classification). These statistics are broken down into full-time, part-time and casual employees under four occupational groupings. Data are given for Canada, provinces and the 22 census metropolitan areas. \$2.10

**72-610 Labour Costs in Canada. Finance, Insurance and Real Estate. Bil. 84 pp. (Published jointly by Statistics Canada and the Canada Department of Labour.) (ISSN 0319 - 4930).**

Measures both direct and indirect employer expenditures in the calendar year for establishments in finance, insurance and real estate, Canada and geographic regions. Included in the study are data on pay for time worked,



## 72-610 - Concluded

premium payments, paid absence, miscellaneous direct payments, and employer payments to employee welfare and benefit plans. There are estimates for all establishments and for those reporting expenditures for specific items. Separate tabulations are shown for salaried employees and for wage-earners. **\$1**

**72-611 Labour Costs in Canada. Transportation, Communication and Other Utilities.** Bil. 149 pp. (Published jointly by Statistics Canada and the Canada Department of Labour.)

Measures both direct and indirect employer expenditures in the calendar year for establishments in transportation, communications and other utilities, Canada and geographic regions. Included in the study are data on pay for time worked, premium payments, paid absence, miscellaneous direct payments, and employer payments to employee welfare and benefit plans. There are estimates for all establishments and for those reporting expenditures for specific items. Separate tabulations are shown for salaried employees, operating employees, and for wage-earners. **\$1.50**

**72-612 Labour Costs in Canada, Manufacturing.** Bil. 128 pp. (Published jointly by Statistics Canada and Canada Department of Labour). (ISSN 0075 - 7551).

Measures both direct and indirect employer expenditures in the calendar year 1971 for establishments in manufacturing, Canada and geographic regions. Included in the study are data on pay for time worked, premium payments, paid absence, miscellaneous direct payments, and employer payments to employee welfare and benefit plans. There are estimates for all establishments and for those reporting expenditures for specific items. Separate tabulations are shown for salaried employees and for wage earners. Includes comparisons of labour costs for the years 1968 and 1971. See also 72-510. **\$2.10**

**72-613 Labour Costs in Canada. Mines, Quarries and Oil Wells.** Bil. 72 pp. (Published jointly by Statistics Canada and the Canada Department of Labour).

Measures both direct and indirect employer expenditures in the calendar year for mines, quarries and oil wells, Canada and geographic regions. Included in the study are data on pay for time worked, premium payments, paid absence, miscellaneous direct payments, and employer payments to employee welfare and benefit plans. There are estimates for all establishments and for those reporting expenditures for specific items. Separate tabulations are shown for salaried employees, operating employees, and for wage-earners. Includes comparisons of labour costs for the years 1969 and 1972. See also 72-511. **\$1.40**

**72-615 Labour Costs in Canada, Trade, 1972.** Bil. 120 pp. (Published jointly by Statistics Canada and Canada Department of Labour).

Measures both direct and indirect employer expenditures in the calendar year 1972 for trade establishments, Canada and geographic regions. Included in the study are data on pay for time worked, premium payments, paid absence, miscellaneous direct payments, and employer payments to employee welfare and benefit plans. There are estimates for all establishments and for

## 72-615 - Concluded

those reporting expenditures for specific items. Separate tabulations are shown for salaried employees and for wage earners. In view of the wide use of part-time and casual employment in this industry separate data are also shown for regular full-time and for part-time and casual wage earners. Includes comparisons of labour costs with those in manufacturing, 1971. **\$2.10**

72-616 **Labour Costs in Canada. Education, Libraries and Museums.** Bil. 65 pp. (ISSN 0380 - 2108).

Measures both direct and indirect employer expenditures in the calendar year for institutions in education, libraries and museums, Canada and geographic regions. Included in the study are data on pay for time worked, premium payments, paid absence, miscellaneous direct payments, and employer payments to employee welfare and benefit plans. There are estimates for all institutions and for those reporting expenditures for specific items. Separate tabulations are shown for teaching (academic) staff and non-teaching (non-academic) staff. **\$1.05**

## 73: Unemployment Insurance

### *Periodical*

- 73-001 **Statistical Report on the Operation of the Unemployment Insurance Act.** Monthly. Bil. Approx. 20 pp.

Estimates of the insured population; claims filed, claims allowed, claimants on the live unemployment register on last working day of month; weeks and amount of benefit for the month. **40¢ per copy, \$4 a year**

### *Annual*

- 73-201 **Benefit Periods Established and Terminated Under the Unemployment Insurance Act.** Bil. Approx. 75 pp.

Information regarding the personal characteristics, occupational and industrial status of both the insured population and persons establishing and terminating benefit periods. **\$1.40**

## 74: Employee Benefit Plans

### *Periodical*

#### 74-001 **Quarterly Survey of Trusteed Pension Plans.** Quarterly. Bil. 7 pp.

Financial aspects of pension plans whose funds are placed with a corporate trustee, individual trustee or a pension funds society. Estimates of income, expenditure and a distribution of total assets by major investment categories. Assets of funds for each type of trustee, with corporate trustee subdivided into individually managed and pooled funds; also given for contributory and non-contributory plans, by type of trustee and employer organization and by size of assets; distribution of assets in pooled funds. Published quarterly with first and second quarters of 1973. See also 74-401. 35¢ a copy, \$1.40 a year

### *Annual*

#### 74-201 **Trusteed Pension Plans. Financial Statistics.** Bil. Approx. 58 pp. (ISSN 0575 - 9978).

Financial aspects of pension plans whose funds are placed with a corporate trustee, individual trustee or a pension funds society. Income, expenditure and assets of funds for each type of trustee, with corporate trustee subdivided into individually managed and pooled funds; also given for contributory and non-contributory plans, by type of trustee and employer organization and by size of assets; distribution of assets in pooled funds. Published annually beginning with 1958. \$1.05

### *Biennial*

#### 74-401E **Pension Plans in Canada.** E. and F. Approx. 70 pp.

Updates and extends the data on private pension plans in Canada published in earlier studies, such as Catalogue 74-505 *Pension Plans - Non-financial Statistics, 1960*, and Catalogue 74-506 *Survey of Pension Plan Coverage, 1965*. In addition to updating the earlier information on numbers of plans, numbers of people covered, contributions and benefit rates, vesting and total contributions, this study also contains information on coverage by industry, plans and coverage in the public and private sectors, integration with the Canada/Quebec Pension Plans, retirement ages as well as death and widow benefits. \$1.40

### *Occasional*

#### 74-505 **Pension Plans-Non-financial Statistics, 1960.** 40 pp.

Particulars of selected terms of conventional pension plans to ascertain the extent of coverage of the plans, the number of employees retiring at various ages over a period of one year, and the total of employee and employer contributions made during the year. The survey examined the type of benefits provided in the plans, the vesting clause, the eligibility conditions, the method of underwriting or trusteeship, and the options and the disposition of employee contributions on termination of employment. 75¢

**74-506 Survey of Pension Plan Coverage, 1965. E. and F. Approx. 30 pp.**

A comprehensive survey of private pension plans in Canada providing information as to the number and types of plans, number of people covered (by sex), vesting conditions, benefit formulae, funding instruments, contribution rates, and total annual contributions by employers and employees. The survey also provides some data on employees who retired during the calendar year showing age of retirement, annual income prior to retirement and pension benefits received.

75¢

## 8: EDUCATION, HEALTH AND WELFARE

### 81: Education

#### *Periodical*

- 81-001 **Service Bulletin — Education, Science and Culture Division.** Formerly **Education Service Bulletin.** Approximately 10 issues a year. 6 to 18 pp. Bil. (ISSN 0317-5391).

A statistical bulletin providing a medium for the release of advance and timely information on education in Canada and the provinces. Includes data on student enrolment, teaching staff and finance at all levels of education. In addition science statistics and cultural information are provided. **Free**

#### *Annual*

- 81-201 **Preliminary Statistics of Education.** (ISSN 0575-9374).

Data on schools, teachers and finance. Covers elementary-secondary public and private schools, trade and technical schools, colleges and universities, adult education, teacher training and libraries. Discontinued. Last issue, 1971.

- 81-202 **Salaries and Qualifications of Teachers in Public Elementary and Secondary Schools.** Bil. Approx. 131 pp. (ISSN 0318-3874).

Classifications of all full-time school instructional and administrative staff at the elementary-secondary school level in all provinces according to salary level, certificate and experience, separately for city, town and rural schools.

**\$2.10**

- 81-203 **Salaries and Qualifications of Teachers in Universities and Colleges.**

Salaries by rank, field, region, size and control of institution, subject, age, sex, years since award of first degree and highest degree. Discontinued. Last issue, 1971.

- 81-204 **Fall Enrolment in Universities and Colleges.** Bil. 140 pp. (ISSN 0317-9788).

Gives data on winter session undergraduate and graduate enrolment by province, institution, faculty, and sex; full-time, part-time, summer and correspondence course enrolment. Also includes detailed tables on students in faculties of medicine, dentistry, nursing and engineering and applied sciences.

**\$1.50**

- 81-205 **Public Libraries in Canada.** Formerly **Survey of Libraries, Part I: Public Libraries.** Bil. Approx. 56 pp. (ISSN 0317-4921).

Data on public library systems in centres of 10,000 population and over, regional and provincial public library services for the current year. Summary data on public libraries in smaller centres.

**\$1.05**

- 81-206 **University and College Libraries in Canada.** Formerly **Survey of Libraries, Part II: Academic Libraries.** Bil. Approx. 136 pp. (ISSN 0318-7179).

Data on university and college libraries, provincial post-secondary institution libraries (technical institutes, trade schools and teachers' colleges), centralized school libraries, and library school graduates.

**\$2.10**

**81-207 Survey of Adult Education.**

Data on enrolment, courses offered, staff, etc. Covers universities, colleges, night school classes operated or assisted by federal and provincial governments, private business colleges and public libraries. Discontinued. Last issue, 1965-66. See 81-224 and 81-225.

**81-208 Survey of Education Finance. Bil. Approx. 154 pp.**

Presents financial statistics on all levels of education and on vocational training and related cultural activities. \$2.10

**81-209 Vocational and Technical Training. Formerly Survey of Vocational Education and Training. Bil. Approx. 88 pp. (ISSN 0317-9923).**

Data on students in all types of vocational training below the university level. Includes tables, charts and background information with respect to career programs in community colleges, vocational courses in public trade schools and adult vocational centres, nursing schools, training for employees in business and industry, training on-the-job for the unemployed, apprenticeship programs and vocational rehabilitation programs for disabled persons. \$1.40

**81-210 Elementary-Secondary School Enrolment. Formerly Enrolment in Elementary and Secondary Schools. Bil. Approx. 40 pp. (ISSN 0317-7548).**

Presents statistics of enrolment in elementary and secondary schools in Canada and includes data for provincial public schools systems, private schools and schools operated under the auspices of the Government of Canada. \$1.05

**81-211 Degrees, Diplomas, Certificates Awarded by Degree-granting Institutions. Bil. Approx. 55 pp. (ISSN 0317-9796).**

Gives detailed data on degrees, diplomas and certificates awarded. Includes tables of honours, bachelor degrees, masters and doctorates as well as diplomas and certificates by province, by field of specialization and by sex. A ten-year summary table by level of degree is also included. \$1.05

**81-212 Canadian Universities, Income and Expenditures. Bil. Approx. 30 pp.**

Shows sources of university financial support and the nature of university financial expenditure for both capital and current purposes. In most of the tables data are classified by province, by region and by size of institution. 75¢

**81-213 Statistics of Private Business Colleges.**

Provincial data on full- and part-time enrolments, teaching staff (numbers, qualifications, and salaries), and financial data relating to privately operated business and commercial schools. Discontinued. Last issue, 1969-70. See 81-214.

**81-214 Statistics of Private Trade Schools and Business Colleges. Formerly Statistics of Private Trade Schools. Bil. Approx. 15 pp. (ISSN 0318-7209).**

Provides data on both enrolments by course, full-time, part-time and correspondence and numbers of male and female teachers in privately operated trade and vocational schools and on full- and part-time enrolments, teaching staff (numbers, qualifications, and salaries), and financial data relating to privately operated business and commercial schools. 70¢



- 81-215 **Private Elementary and Secondary Schools.** Formerly **Statistics of Private Elementary and Secondary Schools.** Bil. 63 pp. (ISSN 0318-7217).

Selected data on enrolment, schools, teachers and finance for nine provinces. \$1.05

- 81-216 **Interprovincial Movement of Children in Canada.** Bil. 6 pp.

Data on immigration of children by province of destination; numbers transferring into and out of each province by province of origin and destination, including monthly data for school years. Based on family allowance records. 35¢

- 81-217 **Enrolment and Staff in Schools for the Blind and the Deaf.** Bil. 12 pp.

Contains data reported by the six schools for the blind and the 17 schools for the deaf. Data on classes provided in the provincial public school systems for the blind, partially sighted or hard of hearing are not included. Similarly, data are not provided on classes for adults offered by the Canadian National Institute for the Blind. 70¢

- 81-218 **University and College Libraries.**

Salaries of professional full-time staff, general information and current operating expenses. Discontinued. Last issue, 1969-70. See 81-206.

- 81-219 **Tuition and Living Accommodation Costs at Canadian Universities.** Bil. 15 (ISSN 0318-2991).

Contains condensed information on typical tuition and other academic fees for several faculties, costs at university-operated residences, general sources of information, and details of the Canada Student Loans Plan. 70¢

- 81-220 **Advance Statistics of Education.** Bil. 60 pp.

Provides a brief summary of basic education statistics at the beginning of the school year: number of schools, teachers, enrolment by province for all three levels; number of university graduates for the country as a whole; and global estimates of expenditures on education by sources of funds. These data are estimates. \$1.05

- 81-221 **Private Kindergarten and Nursery Schools.**

Data on some 910 private kindergarten and nursery schools in eight provinces. Provinces statistics on enrolment by age, types of schools by denominational control, fees charged, etc. Formerly published as number 81-540. Discontinued. Last issue, 1973-74.

- 81-222 **Enrolment in Canadian Community Colleges.** Formerly **Students in Community Colleges.** Bil Approx\*. 20 pp. (ISSN 0382 - 0920).

Data on full-time, fall enrolments and information on instructional staff and technical assistants in community colleges and other related non-university post-secondary institutions in Canada. 70¢

**81-223 Facilities for the Study of the Arts in Canada.**

Lists universities, community colleges, CEGEP's and private institutions in Canada offering courses in the arts leading to a degree, certificate or diploma. With each of the 121 institutions listed, the programs are described in terms of subject area, degrees, certificates or diplomas offered in that area, the admission requirements and the length of the programs in years. The subject areas included are: architecture, art, cinema, graphics, design (interior, fashion), painting, sculpture, music, theatre, dance, ceramics, commercial arts, photography, etc. Discontinued. Last issue, 1972.

**81-224 Continuing Education, Part I: Elementary-secondary Institutions. Bil. 71 pp.**

Presents statistical profiles and commentary on school board continuing education programs across Canada. Specifically, the study examines socio-economic characteristics of participants, programs, course registrations and school board involvement. Ten-year growth patterns on adult education in Canada, relevant definitions, summary tables, detailed tables, chart, and index are included.

**\$1.05****81-225 Continuing Education, Universities. Bil. Approx. 45 pp. (ISSN 0317-6754).**

Deals with continuing or adult education in Canada. Presents definitions, enrolment data and commentary on the non-credit course programs of Canadian universities. See also 81-224.

**\$1.05****81-227 Educational Staff in Community Colleges. Formerly, Statistical Profiles of Educational Staff in Community Colleges. Bil. 28 pp.**

Detailed data on salaries, experience and educational qualifications of educational staff in community colleges. It includes tables of salaries, qualifications and age by teaching position, region and sex, as well as tables on other characteristics of the educational staff in community colleges.

**70¢****81-228 Statistical Information on Schools of Social Work in Canada. (ISSN 0318-7160).**

This publication contains data on degrees and diplomas awarded, enrolment, age, residence and marital status of students, subject concentrations, source of financial grants, and salary levels of full-time faculty. Discontinued. Last issue, 1972.

**81-229 Education in Canada. Bil. Approx. 323 pp.**

Deals with all levels of education, and provides figures and background information on institutions, teachers and students, and also on financial expenditures for Canada and the provinces. Analyses the nature of the growth in education, and provides data on the educational attainment of the population and the labour force.

**\$2.80****81-230 Universities and Colleges of Canada. Bil. 583 pp. (ISSN 0083-3932).**

A joint project of the Association of Universities and Colleges of Canada and Statistics Canada, this directory presents information on post-secondary education in Canada. University entries include: admission requirements; programs and degrees offered; student awards and financial assistance; size, location and history of the institution; information related to student affairs; extension programs.

**\$9**

**81-231E Instructional Media in Universities in the Atlantic Provinces.**

Presents data on instructional media in universities in the Atlantic Provinces, including statistics on courses, course registrants, hours, types of media, and types of media production. Discontinued. Last issue, 1972.

**81-233 Instructional Media in Universities in Ontario.**

Presents data on instructional media in universities in the Atlantic Provinces, including statistics on courses, course registrants, hours, types of media, and types of media production. Discontinued. Last issue, 1972.

**81-236 Federal and Provincial Student Aid in Canada. Bil. 64 pp. (ISSN 0319-8200).**

Financial data on federal and provincial departments giving aid to students studying in Canada. Includes tables describing the types of aid available, the source, average and total amounts given to each student and the level of education. Expenditures are segregated by province. **\$1.05**

**81-237 Pupil Transportation in Canada. (ISSN 0318-2916).**

Presents statistical profiles and observations on pupil transportation services across Canada. Specifically, the report examines the cost and some characteristics of pupil transportation services for the school year. Discontinued. Last issue, 1970-71.

**81-238 Publicly Supported Vocational Training Involving the Private Sector. Bil. 106 pp. (ISSN 0317-9915).**

Presents statistics on participants in vocational training programs supported by public expenditures but involving private business or industry in their implementation. It deals with apprentices registered with provincial government departments, but also includes tables on employees in training-in-industry programs, on participants in the federal training-on-the-job program for the unemployed and on disabled persons who received vocational rehabilitation training. **\$1.40**

**81-239 Students in Public Trade Schools and Similar Institutions. Bil. 55 pp. (ISSN 0317-9931).**

Presents data on all students attending public trade schools, community colleges and adult vocational centres in trade-level pre-employment courses, in classes for registered apprentices in the theoretical aspects of their trades and in classes for employees participating in training-in-industry programs. It includes tables showing the number of enrolments, discontinuations and successful completions for each province by school and also by field of training. **\$1.05**

**81-240 A Short Guide to Canadian Universities and Colleges. Bil. 134 (ISSN 0315-7555).**

Contains various reprinted sections of the publication *Universities and Colleges of Canada*, Catalogue 81-230. Includes articles on post-secondary education in Canada and admission requirements, notes for foreign students, a map showing location of universities and colleges, a list of undergraduate and graduate degree and diploma programs and a bibliography. **\$2.10**

- 81-241 Salaries of Teachers in Degree-granting Institutions, Part I – General Characteristics.** Bil. 36 pp. (ISSN 0317-7513).

Presents statistical tables and commentary relating to the population and salaries of full-time teachers. It is broken down into three distinct sections: salaries, age and qualification characteristics; social and other characteristics.

75¢

- 81-242 Salaries of Teachers in Degree-granting Institutions – Part II – Salaries Related to Experience.** Bil. 32 pp. (ISSN 0317-7521).

Shows the relationship between salaries and experience as measured by years since award of first degree and years since award of highest degree for full-time teachers in Canadian universities. These figures are also related to sex, field of teaching and region.

70¢

- 81-243 Qualifications and Age of Teachers in Degree-granting Institutions.** Bil. 24 pp.

Contains profiles of the age and qualifications of full-time teaching staff in Canadian universities cross-classified by rank, field of teaching, sex and administrative duties.

70¢

- 81-244 Citizenship of Teachers in Degree-granting Institutions.** Bil. 36 pp. (ISSN 0318-2797).

Presents data on the citizenship of all full-time teachers in degree-granting institutions. Includes Canada and regional tables showing country of citizenship by major field of teaching along with an analysis highlighting some of the findings. An appendix contains a detailed discussion of methods which could be used to impute citizenship when this information is not reported.

70¢

- 81-250 Elementary and Secondary Education – Financial Statistics.** Bil. 42 pp. (ISSN 0317-977X).

Presents financial statistics on elementary and secondary education in Canada. Included are total expenditures by source of funds, federal and provincial expenditures (fiscal year basis), school board finance (calendar year basis) and revenue and expenditure of private schools and kindergartens (academic year basis). Except for the grouping of private schools and kindergartens in the Atlantic Provinces, the data are presented by province.

\$1.05

- 81-251 Educational Staff in Public Trade Schools and Similar Institutions.** Bil. 40 pp. (ISSN 0318-6857).

Presents statistics of educational staff in public trade schools and those involved in instruction at the trades level in community colleges. Includes information on salaries, educational qualifications, amount of teaching experience and experience in industry.

\$1.05

- 81-255 A Guide to Canadian Community Colleges.** Bil. 30 pp. (ISSN 0317-6754).

A joint project of the Association of Universities and Colleges of Canada and Statistics Canada, this publication contains various reprinted sections of the publication *Universities and Colleges of Canada* 81-230. It includes an article on the development and present structure of community colleges, and a list of colleges with mailing addresses, and some statistical tables.

70¢

*Biennial*

- 81-407 **Literary and Journalistic Awards in Canada.** Bil. 276 pp.

Includes the literary and journalistic awards given to Canadian authors over the past 51 years. Describes the prizes and lists the winners and their works.

**\$3.50**

*Occasional*

- 81-530 **Student Progress Through the Schools, by Age and Grade, 1965.** Bil. 54 pp.

Presents information on the retention of students through graded programs in elementary and secondary schools and certain levels of university education up to the doctoral degree.

**75¢**

- 81-532 **Survey of Libraries, Part III: Library Education, 1960 - 1965.** Bil. 20 pp.

Provides information on the graduates of Canada's five library schools at the universities of Montreal, McGill, Ottawa, Toronto and British Columbia. Data include characteristics of graduates such as sex, age, former occupation, educational background, and information on destinations by area, type of library, work, and salaries.

**50¢**

- 81-534 **Directory of Private Business Colleges and Other Privately Owned Vocational Schools, 1965.** 19 pp.

Contains names and addresses of privately owned schools licensed by the provinces to provide vocational courses, either class-room or correspondence.

**50¢**

- 81-535 **The Organization and Administration of Public Schools in Canada. Third Edition, 1966.** 215 pp.

A non-statistical treatment of the structure of education administration in the provinces, this publication reports new school legislation, the changed structures of departments of education, new municipal and school district organization, regulations governing school operation, finance, technical and vocational education, and higher education. Separate chapters are provided for the provinces and the federal government.

**Out-of-print**

Individual chapters for the provinces are available at 50¢.

The Quebec chapter is available in English and French; all other chapters are in English only.

- 81-537 **Statistics of Special Education for Exceptional Children, 1965-66.** Bil. 103 pp.

Presents data showing the number of schools, classes, teachers and children in special education programs operated by school boards and other authorities, and numbers of children by type of exceptionality, age and level of mental functioning. Data on qualifications, experience and salaries of teachers of exceptional children are also given.

**\$1**

- 81-538 **Private Kindergarten and Nursery Schools in Canada, 1966 - 67.** Bil. 4 pp.

Provides data on number of schools by control, denomination, accommodation, language of communication, as well as enrolment by age and sex. Also contains data on numbers of teachers by qualification, and sources of school income. See 81-221 and 81-540.

**25¢**



**81-539 Organized Training in Four Industry Groups, 1965.** Bil. 65 pp.

Findings of a mail questionnaire concerning the extent to which industry provided formal training programs for its employees at the management, professional, supervisory, technician, skilled tradesman, office employee, apprenticeship and semi-skilled worker levels during the twelve-month period ended October 1965. Manufacturing, public utilities, mining and transportation-communication were represented in the survey of about 13,000 establishments, embracing some 1,860,000 employees. See 81-555. **75¢**

**81-540 Private Kindergarten and Nursery Schools in Canada, 1967 - 68.** Bil. 4 pp.

Data on some 830 private kindergarten and nursery schools in eight provinces. Provides statistics on enrolment by age, types of schools by denominational control, fees charged, etc. Now published annually as number 81-221. **25¢**

**81-542 Canadian Education Through Correspondence, 1967 - 68.** Bil. 37 pp.

Reviews correspondence education available from provincial government departments of education, universities, institutes of technology, private trade and business schools, and business and professional associations. Text and tables cover enrolment, staff, finances, and types of courses offered. **50¢**

**81-543 Post-secondary Student Population Survey, 1968-69.** E. and F. 145 pp.

Contains 25 tables on expenditures, income, and other socio-economic features of the entire post-secondary student population in Canada; the institutions include universities, CEGEP's, junior colleges, institutes of technology, schools of nursing, teachers' colleges, and other vocational schools that are clearly post-secondary. **\$1.50**

**81-544 Directory of Private Schools, 1969-70.** Bil. 34 pp.

Lists all private elementary and secondary schools in Canada by level, denomination, language of instruction, enrolment and type of facilities (residential or day). Supersedes 81-511. **75¢**

**81-545 Survey of Education in the Atlantic Provinces, 1969-70.** Bil. 231 pp.

Enrolment, teacher, facility and financial data for all levels of education for individual provinces and for the region. **\$2**

**81-546 Survey of Education in the Western Provinces, 1969-70.** Bil. 265 pp.

Provides detailed statistics on educational activities from kindergarten to the post-graduate level, in each of the four Western Provinces and for the region as a whole. Statistical profiles and analyses on enrolment, teaching staff and education finance are provided. **\$2.50**

**81-547 Education in the Atlantic Provinces, 1970-71.** Bil. 224 pp.

This special study, which updates and expands *A Survey of Education in the Atlantic Provinces, 1969-70*, 81-545, provides a comprehensive picture of education in that region for 1970-71. Statistics and analysis are provided on students, teachers and education finance in all sectors of education from kindergarten to post-graduate studies. New sections include continuing education registrations and community college teaching staff. **\$2**

**81-549 Education in Canada's Northland. Bil. 76 pp.**

Presents statistical profiles and commentary on enrolment, teaching staff and finance at elementary, secondary and post-secondary non-university levels, from 1960 to 1970. **\$1**

**81-550 Century of Education in British Columbia: Statistical Perspectives, 1871-1971. Bil. 157 pp.**

Special study giving statistical perspectives of a century of education in British Columbia prepared specifically to mark the centennial of that province in 1971. Statistical profiles and analyses are presented on education finance, teaching staff and student enrolment. A historical chapter on educational change is also included. **\$1.50**

**81-552 Estimated Participation Rates in Canadian Education, 1968-69. Bil. 174 pp.**

Shows participation of Canadian students in education by single years of age and sex for all levels of education. For the post-secondary students, additional information is provided such as residence, citizenship, immigration status and field of study. The figures are as of 1968-69 and are shown for Canada and its provinces. **\$2**

**81-553 Museums, Art Galleries and Related Institutions, 1970. Bil. 70 pp.**

Statistics on types of institutions, governing authorities, finance, attendance and staff at 708 institutions in Canada. Also includes data on the number of institutions which maintain educational programs, and those which conduct research related to collections. **\$1**

**81-554 Directory of Museums, Art Galleries and Related Institutions, 1972. Bil. 216 pp.**

Open-to-the-public museums, art galleries, observatories, planetariums, archives, botanical gardens, zoos and historic sites throughout Canada are listed by location in this directory. It briefly covers such practical information as most interesting features and exhibits, public participation programs and visiting hours. **\$1.50**

**81-555 Training in Industry, 1969-70. Bil. 75 pp. (ISSN 0318-7225).**

Presents details on employer-sponsored training programs given to regular employees and apprentices during the year ended June 30, 1970. Includes information on companies, courses and trainees by province and industry group with respect to types of training, methods of instruction and course duration. Supersedes 81-539. **\$1**

**81-557 Education in the Western Provinces, 1971-72. Bil. 187 pp. (ISSN 0319-8006).**

Provides detailed statistics on educational activities from kindergarten to the post-graduate level, in each of the four Western Provinces and for the region as a whole. Statistical profiles and analyses on enrolment, teaching staff and education finance are provided. See also 81-546. **\$2.10**



**81-558 Music Competition Festivals, 1971. Bil. 36 pp.**

Data on number, size and type of festival, sources of income and expenditure, as well as a directory of festivals held in 1971, their locations and usual dates.

**50¢****81-559 University Education Growth, 1960-61 and 1971-72. Bil. 119 pp.**

Contains a retrospect of degrees awarded by Canadian universities and colleges. All data previously published in annual 81-211 entitled *Degrees, Diplomas, Certificates Awarded by Degree-granting Institutions* have been revised to make sure that the chronological series be consistent and comparable from year to year. Consequently, the present publication must be regarded as the final version of the university degrees awarded since 1960-61.

**\$1.50****81-560 Decade of Education Finance, 1960-1969. Bil. 271 pp.**

A comprehensive statistical report on the various aspects of education through the 1960's. It presents in its tables, charts and comments, financial information on all levels of education. One chapter is also devoted to cultural activities, previously available only in scattered form.

**\$3.50****81-561 Socio-cultural Characteristics of Elementary and Secondary Students, 1971. Bil. 87 pp.**

Presents profiles and analysis of the 1971 Student Census data. The data which were collected from 657,450 students in 20 metropolitan areas in Canada are classified by grade, school, province and nation relative to the following: mother tongue; facility in both official languages; family size; leisure-time activities; part-time work and geographic mobility. In the analysis emphasis was placed on describing and evaluating student patterns in Canadian society.

**\$1.40****81-562 Directory of Private Elementary and Secondary Schools, 1972-73. Bil. 48 pp. (ISSN 0318-5222).**

Lists the names of all privately-controlled elementary and secondary schools in Canada as reported to Statistics Canada by provincial departments of education on individual institutions. Up-dates 81-544.

**75¢****81-565 Awards for Graduate Study and Research, 1973. Bil. 349 pp.**

Contains 1,813 entries on awards available to university graduates from sources in Canada, the United States, the United Kingdom and other countries. It is primarily intended for Canadians, but some indication is given as to which of the awards are open to students from abroad. The awards are grouped in five sections; (1) two or more areas of study; (2) the humanities; (3) the social studies and related fields; (4) the natural and applied sciences; (5) the medical sciences and related fields. Each section is further subdivided according to country or countries where the award is tenable. General introductory notes, a bibliography of further source material, and an index are included.

**\$4**

## 82: Public Health

### *Periodicals*

#### 82-001 **Incidence of Tuberculosis.**

Discontinued. Last issue, Dec. 1969. Published monthly in *Statistics Canada Daily* (11-001), and annually in 83-206.

### *Annual*

#### 82-201 **Annual Report of Notifiable Diseases.** Bil. 44 pp. (ISSN 0575-7894).

Number, rate and distribution of reported cases of notifiable diseases, mortality from these diseases, seasonal trends. The 1968 edition includes a historical summary of deaths due to notifiable diseases for the years 1924-1968, and the 1969 edition figures for the years 1921-1968. Copies of these summaries are available on request. **\$1.05**

#### 82-206 **Hospital Morbidity.** Bil. 158 pp. (ISSN 0575 - 8474).

Counts of cases separated from all general and allied special hospitals in Canada, and number of days of hospital care given to these cases, by the Detailed List of 3-digit Categories of the International Classification of Diseases. For each diagnostic group cases-and-days information, including rates, is shown for both sexes, for five age groups and for nine provinces. Figures back to 1960 are also available. **\$2.10**

#### 82-207 **New Primary Sites of Malignant Neoplasms in Canada.** Bil. 86 pp.

Counts of new cases reported to provincial tumour registries by site of tumour, age, sex and method of diagnosis (Ontario excluded). **\$1.40**

#### 82-207 **(Supplement) New Primary Sites of Malignant Neoplasms in Canada by Census District (1969-70).** Bil. 30 pp.

Counts of new cases reported to provincial tumour registries by site of tumour and census district. Starting with the 1971 figures this information is included as part of the regular annual issue of publication 82-207.

#### 82-208 **Surgical Procedures and Treatments.** Bil. 147 pp. (ISSN 0317-3720).

Counts of primary surgical procedures in general and allied special hospitals by province, age, sex, and length of stay. **\$2.10**

#### 82-209 **Hospital Morbidity, Canadian Diagnostic List.** Bil. 79 pp. (ISSN 0380 - 6855).

Similar to publication 82-206 except that the 188 Canadian diagnostic list is used rather than the more detailed 3-digit International Classification of Diseases, Adapted. **\$1.40**

**82-211 Therapeutic Abortions, Canada. Bil. Approx. 140 pp.**

Therapeutic abortion cases reported by ten provinces and Yukon Territory; therapeutic abortions to residents of reporting provinces; abortion rates per 100 live births by provinces and quarters; comparative figures of therapeutic abortions and abortion rates per 100 live births; information relating to selected demographic, social and medical items of information for therapeutic abortion cases.

**\$1.05****82-212 Tuberculosis Statistics. Tuberculosis Morbidity and Mortality. Bil. Approx. 119 pp. Formerly 83-206.**

Admissions, discharges and deaths of patients during the year and patients in institutions at the end of the year classified by medical, social and personal characteristics; anti-tuberculosis activities and historical tables.

**\$2.10***Occasional***82-518 Illness and Health Care, 1950-51. E. and F. Approx. 200 pp.**

Prepared jointly by Statistics Canada and the Department of National Health and Welfare. Contains revised figures and analysis of the main findings of the Canadian Sickness Survey 1950-51.

**\$2****82-529 Surgical Procedures and Treatments, 1968. Bil. 164 pp.**

Surgical operations and non-surgical procedures performed on in-patients in Canadian hospitals. Numbers and rates for males and females by 10 ages and by provinces. See 82-208.

**\$1.50****82-532 Hospital Morbidity, Historic Summary, Canada, 1964, 1966 and 1968. Bil. 17 pp.**

Counts of cases separated from all general and allied special hospitals in Canada, and days of care given to these cases.

**50¢****82-533 Medical Services and Associated Diagnoses, Saskatchewan, 1971. Bil. 93 pp. (Joint publication of Statistics Canada and the Saskatchewan Medical Care Insurance Commission.)**

Summary medical services, patients treated, rates and costs per patient, by age, sex and diagnostic groups; also patients and services by month, sex and diagnostic groups.

**\$1.40**

## 83: Hospitals and Health Manpower

### *Periodical*

- 83-001 **Hospital Indicators.** Quarterly. Bil. Approx. 176 pp.

Contains about 140 indicators of utilization, services, work load and unit costs by hospital departments and in total. Tables show quartile and arithmetic mean values for reporting hospitals by type and size, within provinces, regions and Canada. Enables many of the annual indicators in 83-210 to 83-216 to be viewed on a quarterly basis.

\$1.75 a copy, \$7 a year

### *Annual*

- 83-201 **List of Canadian Hospitals and Related Institutions and Facilities.** Bil. Approx. 80 pp.

List of hospitals operating during the year in each province by category (public, private or federal) of hospital, type of hospital, ownership and capacity.

\$1.40

- 83-204 **Mental Health Statistics. Volume I: Institutional Admissions and Separations.** Bil. 274 pp. (ISSN 0380 - 6510).

Medical and social characteristics of patients of Canadian psychiatric in-patient facilities admitted and separated during the reporting year. See also 83-205 and 83-208.

\$3.50

- 83-205 **Mental Health Statistics. Volume III: Institutional Facilities, Services and Finances.** Bil. 72 pp. (ISSN 0380 - 6545).

Statistics on the facilities, services and finances of mental institutions.

\$1.40

- 83-206 **Tuberculosis Statistics. Volume I: Tuberculosis Morbidity and Mortality.** Catalogue number changed to 82-212 with the 1973 edition.

- 83-207 **Tuberculosis Statistics. Volume II: Institutional Facilities, Services and Finances.** Bil. Approx. 24 pp.

Facilities, services, personnel and finances of tuberculosis institutions and selected data on tuberculosis units.

70¢

- 83-208 **Mental Health Statistics. Volume II: Patients in Institutions.** Bil. 114 pp. (ISSN 0380 - 6537).

Patients on books of psychiatric in-patient facilities classified by medical and social characteristics. See also 83-204 and 83-205.

\$2.10

- 83-210 **Hospital Statistics, Volume I - Hospital Beds.**

Public hospitals, number, bed capacity, by province, type of hospital service, and size of general hospitals; movement of patients; type of patient accommodation; historical data classified according to number of hospitals reporting bed capacity and movement of patients; selected data for federal and private hospitals. Discontinued. Last issue 1972. See 83-227.

**83-211 Hospital Statistics, Volume II – Hospital Services.**

Public hospitals, laboratory, radiology and other special services, by province, type of hospital service and size of general hospitals; selected data for federal and private hospitals. Discontinued. Last issue 1972. See 83-227.

**83-212 Hospital Statistics, Volume III – Hospital Personnel.**

Public hospitals, personnel, hours of work, training facilities; by province, type of hospital service and size of general hospital; selected data for federal and private institutions. Discontinued. Last issue 1972. See 83-227.

**83-213 Hospital Statistics, Volume IV – Balance Sheets.**

Public hospitals balance sheet for operating fund and capital fund, or integrated fund, and endowment and special purpose fund; selected items on source and application of capital funds; historical data classified according to balance sheet items and province, or hospital type and size by province. Discontinued. Last issue 1972. See 83-228.

**83-214 Hospital Statistics, Volume V – Hospital Revenues.**

Public hospitals operating fund income, by source, earnings per patient-day, revenue by service department, etc.; historical data classified by province and type of hospital. Discontinued. Last issue 1972. See 83-228.

**83-215 Hospital Statistics, Volume VI – Hospital Expenditures.**

Public hospitals operating fund expenditure, by hospital department, expenditure per patient-day and per hospital bed, etc.; historical data classified by province and type of hospital. Discontinued. Last issue 1972. See 83-228.

**83-216 Hospital Statistics, Volume VII – Hospital Indicators.**

Presently about 100 indicators of hospital activity not available from the summary statistics of 83-210 to 83-215, e.g., laboratory units per admission, radiographic examinations per admission, patients delivered per obstetric bed, paid hours in operating room per operation, inventory of supplies per rated bed. Discontinued. Last issue 1972. See 83-229.

**83-217 Hospital Statistics, Preliminary Annual Report. Bil. Approx. 44 pp.**

Number of hospitals operating and reporting, bed capacity, patient-days, personnel, paid hours per patient-day, operating fund expenditure and per diem costs – issued approximately 8 months in advance of 83-210 to 83-216. **\$1.05**

**83-218 Annual Salaries of Hospital Nursing Personnel.**

Annual salaries paid to hospital nursing personnel in all public hospitals (general, allied special, mental and tuberculosis), by province, size and type of hospital, employment category, academic qualifications, showing the number of nurses surveyed, the mean minimum and maximum of established salary ranges in hospitals, quartiles, medians and means of actual salaries paid. First issue, 1968. Published on a biennial basis beginning with the 1972 edition (83-401).

**83-219 Annual Salaries of Public Health Nurses.**

Similar in concept to 83-218, quartile and arithmetic mean values on annual salaries paid to full-time public health nurses employed in 6 different "official agencies" (provincial health departments, municipal and city, county and regional, boards of education, Department of National Health and Welfare, and Department of National Defence). Data are presented by province and Canada according to various cross-classifications of position and training. Published on a biennial basis beginning with the 1973 edition (83-402).

**83-220 Health Manpower - Registered Nurses. Bil. 116 pp.**

Presents basic distributions and cross-classifications of socio-economic characteristics of the nursing profession in Canada. These characteristics include: age, sex, marital status, education, employment status, field of employment, type of position, and province of employment. First issue, 1970. **\$2.10**

**83-221 List of Special Care Facilities. Bil. 88 pp.**

List of special care facilities, including nursing homes, homes for the aged, physically handicapped, the blind, the deaf, the mentally handicapped, emotionally disturbed children, alcoholics and/or drug addicts, delinquents, unmarried mothers. Provides name and address, ownership (religious group, municipal, provincial, federal), and maximum bed capacity. First issue, 1974. **\$1.40**

**83-223 Health Manpower - Physicians and Surgeons. Bil. 37 pp. (ISSN 0319 - 874x).**

Present basic distributions and cross-classification of demographic characteristics of Medical Manpower in selected provinces and geographic distributions of Medical Manpower in relation to population. First issue 1972. **\$1.05**

**83-224 Health Manpower - Radiological Technicians. Bil. Approx. 30 pp.**

Shows distributions of certified radiological technicians by location of residence, by age, sex, marital status, educational attainment; as well as economic information such as employment status, type of employer, position held, and hours worked per week. First issue 1972. **\$1.05**

**83-225 Health Manpower - Physiotherapists. Bil. Approx. 48 pp.**

Shows distribution of licensed and/or registered physiotherapists by location of residence, by age, sex, marital status, educational attainment; as well as economic information on employment status, type of employer, position held, and hours worked per week. First issue 1973. **\$1.05**

**83-227 Hospital Statistics, Volume I - Beds, Services and Personnel. Bil. Approx. 300 pp. (Replaces 83-210, 83-211, 83-212 beginning with 1973 edition.)**

Public hospitals, number, bed capacity, by province, type of hospital service, and size of general hospitals; movement of patients; laboratory, radiology and other special and supportive services; personnel, hours of work; training facilities; selected data, for federal and private institutions. **\$2.10**



- 83-228 **Hospital Statistics, Volume II – Expenditures, Revenues and Balance Sheets.** (Replaces 83-213, 83-214, 83-215 beginning with 1973 edition.) Bil. Approx. 300 pp. (ISSN 0380 – 643x).

Public hospitals operating fund expenditures by hospital department, expenditure per patient-day and per hospital bed; operating fund income, by source, earnings per patient-day, revenue by service department; balance sheet for operating fund and capital fund, or integrated fund, and endowment and special purpose fund; selected items on source and application of capital funds; historical data classified by province and type of hospital. \$2.10

- 83-229 **Hospital Statistics, Volume III – Indicators.** Bil. Approx. 200 pp. Formerly 83-216. (ISSN 0380 – 6421).

Approximately 100 selected cost and productivity indicators of hospital activity not available from the summary statistics of 83-227 and 83-228.

### *Biennial*

- 83-401 **Annual Salaries of Hospital Nursing Personnel.** Bil. 84 pp.

Annual salaries paid to hospital nursing personnel in all public hospitals (general, allied special, mental and tuberculosis), by province, size and type of hospital, employment category, academic qualifications, showing the number of nurses surveyed, the mean minimum and maximum of established salary ranges in hospitals, quartiles, medians and means of actual salaries paid. Previously published on an annual basis under 83-218 for the 1968, 1969 and 1970 data years. Published on a biennial basis beginning with the 1972 edition. \$1.40

- 83-402 **Annual Salaries of Public Health Nurses.** Bil. 47 pp.

Similar in concept to 83-401, quartile and arithmetic mean values on annual salaries paid to full-time public health nurses employed in 6 different "official agencies" (provincial health departments, municipal and city, county and regional, boards of education, Health and Welfare Canada and Department of National Defence). Data are presented by province and Canada according to various cross-classifications of position and training. Published on a biennial basis beginning with the 1973 edition. Previously published on an annual basis under 83-219 for the 1969, 1970 and 1971 data years. \$1.05

### *Occasional*

- 83-506 **Mental Health Statistics. The Expectation of Admission to a Canadian Psychiatric Institution.** Bil. 37 pp.

Provides an estimate, based on 1965 rates and as long as those rates prevailed, of the probability of admission to a Canadian psychiatric institution with: (a) any diagnosis, and (b) with a diagnosis of mental retardation, by sex and at each year of life (to age 31 for mental retardation). 50¢

- 83-507 **Health Manpower in Hospitals, General, 1961-1968.** E. and F. 13 pp.

Contains estimates of total hospital personnel, percentage of full-time staff, ratio per bed and per patient, proportion of civilian labour force employed by hospitals, and comparisons of hospital personnel and salaries and wages with selected major industries in Canada. 50¢



Catalogue numbers 83-508 to 83-518 contain counts of hospitals operating and reporting data, number of persons employed, and their relation to total hospital personnel and per 100,000 civilian population, turnover rates, selected paid hours ratios, and selected related salaries and wages information where available. Tables are presented for: (a) all hospitals for Canada, the provinces and territories; and (b) Public General Hospitals by size, for Canada only.

- 83-508 **Health Manpower in Hospitals – Radiological Technicians, 1961-1968.** E. and F. 24 pp. 50¢
- 83-509 **Health Manpower in Hospitals – Laboratory Technologists, 1961-1968.** E. and F. 24 pp. 50¢
- 83-510 **Health Manpower in Hospitals – Physio-occupational Therapists, 1961-1968.** E. and F. 20 pp. 50¢
- 83-511 **Health Manpower in Hospitals – Dietitians, 1961-1968.** E. and F. 24 pp. 50¢
- 83-512 **Health Manpower in Hospitals – Pharmacists, 1961-1968.** E. and F. 17 pp. 50¢
- 83-513 **Health Manpower in Hospitals – Medical Record Librarians, 1961-1968.** E. and F. 20 pp. 50¢
- 83-514 **Health Manpower in Hospitals – Psychologists, 1961-1968.** E. and F. 16 pp. 50¢
- 83-515 **Health Manpower in Hospitals – Social Workers, 1961-1968.** E. and F. 16 pp. 50¢
- 83-516 **Health Manpower in Hospitals – Radiologists and Pathologists, 1961-1968.** E. and F. 20 pp. 50¢
- 83-517 **Health Manpower in Hospitals – Graduate Nurses, 1961-1968.** E. and F. 20 pp. 50¢
- 83-518 **Health Manpower in Hospitals – Nursing Assistants, 1961-1968.** E. and F. 20 pp. 50¢
- 83-519 **Non-institutional Special Care Facilities and Programs, 1971-72.** Bil. 90 pp.

List of approximately 3,000 programs with non-traditional approaches to health and welfare objectives, classified by type with details on operation and services provided. \$1

## 84: Vital Statistics

### *Periodical*

- 84-001 **Vital Statistics.** Quarterly beginning 1973. Bil. 2 pp. (ISSN 0317-3135).

Registrations of births, marriages and deaths by provinces, with comparative and cumulative totals. **35¢ a copy, \$1.40 a year**

### *Annual*

- 84-201 **Vital Statistics, Preliminary Annual Report.** Bil. 51 pp. (ISSN 0317-3143).

Summary of the principal vital statistics, by provinces, for two current years; a national historical summary since 1921; causes of death and rates, Canada and provinces for the current year. **\$1.40**

- 84-202 **Vital Statistics.**

Detailed report on births, marriages, divorces, and deaths; detailed statistical data and cross-classifications; introductory summary with analysis of demographic and vital statistics trends, emphasizing the highlights of the current year. Published in three sections beginning with the 1971 issues. See 84-204 (Births); 84-205 (Marriages and Divorces) and 84-206 (Deaths).

- 84-203 **Causes of Death, Provinces by Sex and Canada by Sex and Age.** Bil. 170 pp. (ISSN 0380 - 7533).

Number of deaths by three-digit categories and four-digit sub-categories of the International Classification of Diseases, Injuries, and Causes of Death, by sex for the provinces, and by sex and five-year age groups for Canada. **\$2.80**

- 84-204 **Vital Statistics, Volume I, Births.** Bil. 47 pp.

Detailed data and cross-classifications of births. Includes data for Canada, provinces, counties or census divisions and districts, metropolitan areas and census agglomerations. Also contains a historical table on population by sex and age by provinces, and a general summary of vital statistics for counties, census divisions or districts and urban places by provinces. First issue, 1971; formerly part of 84-202. **\$1.05**

- 84-205 **Vital Statistics, Volume II, Marriages and Divorces.** Bil. 39 pp.

Numbers and rates of marriages and divorces. Includes data for Canada, provinces, counties, Census divisions or districts. Also contains a historical table on population by sex and age and a general summary of vital statistics for census divisions or districts and urban places, by provinces. First issue, 1971; formerly part of 84-202. **\$1.05**

- 84-206 **Vital Statistics, Volume III, Deaths.** Bil. Approx. 210 pp.

Numbers of deaths and rates, life expectancy, natural increase. Details of deaths and rates by cause and sex. Also contains a historical table on population by provinces, and by age and sex for Canada, as well as a general summary of vital statistics for counties, census divisions and districts, and urban places by provinces. First issue, 1971; formerly part of 84-202. **\$2.80**

*Occasional*

- 84-518 **Life Expectancy Trends, 1930-1932 to 1960-1962.** 42 pp.

Analysis of various mortality functions by age, sex and region appearing in the life tables from 1930-1932 to 1960-1962; international comparisons as closely comparable to the Canadian period of 1960-1962 as possible. 75¢

- 84-519 **Causes of Death, Canada, 1958-1964.** 31 pp.

Number of deaths from each cause for Canada, detailed in accordance with the International Classification of Diseases, Injuries, and Causes of Death. 50¢

- 84-520 **General Cancer Mortality, 1950-1963.** Bil. 46 pp.

Analysis of cancer deaths and rates by age and sex for Canada, and by sex for the provinces; cancer mortality by major organ system for Canada for the period, and for the provinces for 1963; international comparisons for 1958-1960. 75¢

- 84-521 **Cancer Mortality by Site, 1950-1963.** Bil. 166 pp.

Analysis of cancer trends by site, age, sex and province for the years 1950-1963; international comparison by site and sex for the period 1960-1961. \$1.50

- 84-522 **Accident Mortality, 1950-1964.** Bil. 47 pp.

Analysis of accident trends by age, sex, and province for the years 1950-1964; international comparison for the year 1962. 75¢

- 84-523 **Nuptiality, 1950-1964.** Bil. 46 pp.

Analysis of marriage trends by age, sex, religious denomination, and province for the years 1950-1964; international comparison for the years 1962-1964. 75¢

- 84-524 **Infant Mortality, 1950-1964.** Bil. 63 pp.

Analysis of infant mortality by age, sex, selected causes, and province for the years 1950-1964; infant mortality by counties, census divisions, or districts for the years 1962-1964; international comparison for 1962. 75¢

- 84-527 **Life Tables, Canada and Provinces, 1965-1967.** Bil. 56 pp.

75¢

- 84-528 **Suicide Mortality, 1950-1968.** Bil. 62 pp.

Descriptive and statistical analyses of trends in the incidence of suicide, according to age, sex and province for the years 1950-1968, and an international comparison of suicide mortality among selected countries at the end of this period. Figures for the years 1969 and 1970 are included in a supplement. 75¢

- 84-529 **Cardiovascular-renal Mortality, 1950-1968.** Bil. 96 pp.

Outlines trends in Canadian mortality from heart diseases, from diseases of the circulatory system and from nephritis, over a nineteen-year period. It indicates mortality trends for these causes by province and age group, presents recent death rates by local area, and compares Canadian rates with those for selected foreign countries. 75¢

- 84-530 **Canadian Suicide Ratios by Local Areas and by Urban Centres, 1970-1972.** Bil. 32 pp.

Frequency of suicide as compared with the Canadian average, for all local areas and urban centres over 25,000 population. 70¢

- 84-531 **General Mortality, 1950-1972.** Bil. 140 pp.

Overall survey of Canadian mortality, by principal cause, sex and province, covering the period 1950-1972. Includes an international mortality comparison. \$2.10

- 84-532 **Life Tables, Canada and Provinces, 1970-1972.** Bil. 54 pp.

Complete life tables based on age-group death rates for the period 1970-1972, Canada and provinces. \$1.05

## 85: Judicial Statistics

### *Periodical*

- 85-001 **Law Enforcement, Judicial and Correctional Statistics Service Bulletin. Bil.** Approx. 20 issues per year. 2 to 10 pp.

Contains preliminary data, advance information, and special studies from the different subject-matter areas within the Judicial Division. First edition, August 1973. **Free**

### *Annual*

- 85-201 **Statistics of Criminal and Other Offences. Bil.** Approx. 197 pp. (ISSN 0319-8227).

Statistics of persons charged with and convicted of indictable offences either by way of indictment or by way of summary conviction, of convictions of summary offences, court proceedings and appeals. **\$2.80**

- 85-202 **Juvenile Delinquents. Bil.** Approx. 130 pp. (ISSN 0380 - 6839).

Statistics of boys and girls appearing before juvenile courts with particulars of the nature of the delinquencies; court results and selected personal characteristics. **\$2.10**

- 85-204 **Police Administration Statistics. Bil.** Approx. 80 pp.

Statistics on selected police administration aspects as reported by municipal police departments in urban centres of 750 population and over, the Royal Canadian Mounted Police, Ontario Provincial Police, Quebec Police, Railway and National Harbours Board Police. **\$1**

- 85-205 **Crime and Traffic Enforcement. Formerly Crime Statistics (Police). Bil.** Approx. 325 pp.

Statistical summary of some of the law enforcement activities in relation to crime and traffic offences as reported by municipal police forces in urban centres of 750 population and over, the Royal Canadian Mounted Police, Ontario Provincial Police, Quebec Police, Railway and National Harbours Board Police. The 1968 and 1969 issues contain a supplement pertaining to robberies in Canada, the provinces and territories. **\$4.50**

- 85-206 **Traffic Enforcement Statistics.**

Statistical summary of some of the law enforcement aspects in relation to traffic offences as reported by municipal police forces in urban communities of 750 population and over, the Royal Canadian Mounted Police, Ontario Provincial Police, Quebec Police, Railway and National Harbours Board Police. Discontinued as a separate publication with the 1972 edition. See 85-205.

- 85-207 **Correctional Institution Statistics. Bil.** Approx. 43 pp. (ISSN 0575-8270).

Statistics of population movement into and out of adult correctional institutions and training schools for juveniles. Adult institutions include penitentiaries, reformatories and provincial gaols. Included are tables on persons admitted to and released from penitentiaries and prisons in Quebec, Nova Scotia and Prince Edward Island. **\$1.05**

**85-208 Training Schools.** Bil. 44 pp. (ISSN 0575 - 996x).

Statistics of boys and girls admitted to and released from training schools for delinquency and protection showing the following particulars: units of count; gross population movement; types of committal and release; term of committal and social data on the child.

**\$1.05****85-209 Murder Statistics.** Bil. 38 pp. (ISSN 0575 - 917x).

A detailed integrated study on murders reported to the police showing the following particulars: incidents; victims and accused; court procedure; relationship between the accused and victim(s); social data on the victims and the accused.

**\$1.05***Occasional***85-502 Time Series Analysis and Projections of Crime Rates, Canada, 1949-1971.** Bil. 30 pp.

Time series analysis of crime rates of persons aged sixteen years and over convicted of indictable offences, both sexes, Canada, 1949-1967. Projections of crime rates and of persons aged sixteen years and over convicted of indictable offence, both sexes, 1968-1971.

**50¢****85-503 Murder Statistics, 1961-1970.** Bil. 67 pp.

This ten-year study of murder was undertaken as a supplement to the annual statistical report (85-209). The data cover the years 1961-1970, and all cases which had not reached a final decision have been updated as of December 31, 1971.

**75¢****85-504 Motor Vehicle Thefts in Canada.** Bil. 35 pp.

A statistical summary of the results obtained from a two-month survey conducted in Canada during September and October 1974. The information relates to the conditions surrounding individual motor vehicle thefts, i.e., location of vehicle, time, purpose, recoveries, etc., and data pertaining to the offences cleared by police during the survey period, i.e., the number of adults and juveniles charged, etc.

**\$1.05****85-505E Homicide in Canada: A Statistical Synopsis.** E. and F. 200 pp.

Presents a detailed picture of murder and manslaughter in Canada (1961-1974) - what kinds of people are involved in homicides committed under what circumstances, and how the criminal justice system deals with suspects. In addition to statistical information - much of it not previously published in this form - the report also provides a review of the historical development of homicide law and a summary of current Canadian law as the context within which the statistics should be viewed.

**\$2.80**

## 9: CENSUS

### 91: Intercensal Estimates of Population: Citizenship and Immigration

#### *Periodical*

- 91-001 **Estimated Population of Canada by Provinces by Quarterly Periods.** Quarterly. Bil. 2 pp.

Estimated population of Canada and each province at the beginning of each quarterly period. First issue, October 1, 1972. 35¢ a copy, \$1.40 a year

#### *Annual*

- 91-201 **Estimated Population of Canada by Province.** Bil. Approx. 2 pp.

Estimated population of Canada and each province at June 1 of each year from 1931 to date. 35¢

- 91-202 **Estimated Population by Sex and Age Group, for Canada and Provinces.** Bil. Approx. 2 pp.

Estimates of population by sex and age by five-year age groups; explanation of methods used in making estimates. 35¢

- 91-203 **Population Estimates by Marital Status, Age and Sex, Canada and Provinces.** Bil. 11 pp. (ISSN 0575 - 934x).

Estimates of single, married, widowed and divorced, by sex and age groups 0-14, 15-24, etc. 70¢

- 91-204 **Estimates of Families in Canada.** Bil. Approx. 9 pp.

Number of families and average size of family by provinces; children in families by age group and activity. 35¢

- 91-205 **Canadian Citizenship Statistics.** Bil. Approx. 12 pp. (ISSN 0575 - 8033.)

Number of persons granted citizenship certificates, by country of allegiance, period of immigration, age, sex and marital status. 70¢

- 91-206 **Population Estimates for Counties and Census Divisions.** Bil. 10 pp. (ISSN 0380 - 6383).

Total population estimates and components of population change (births, deaths and residual) by county and census division. First issue, 1967. 70¢

- 91-207 **Estimated Population of the Census Metropolitan Areas of Canada.** Bil. 2 pp.

Estimated population for intercensal years for the 22 metropolitan areas of Canada as delineated in the 1971 Census. First issue, 1972. 35¢



*Occasional*

- 91-507 **Selected Statistics on the Older Population of Canada.** Bil. 66 pp.

Statistical summary on items such as employment, housing, income and health of older people, prepared in 1965 at the request of the Special Committee of the Senate on Aging. 75¢

- 91-508 **Selected Statistics on Children.** Bil. 61 pp.

Statistical summary prepared for the 1965 Canadian Conference on Children, containing comments, text, tables and charts, showing number and distribution of children by age group, sex, provinces, rural and urban; birth rate trends, order of birth, illegitimacy, school attendance, family characteristics; family and mothers' allowances; juvenile delinquency, hospitalization, death rates and morbidity of children under 20 years and infant mortality by selected causes. 75¢

- 91-509 **Characteristics of Persons Granted Canadian Citizenship, 1959-1964.** Bil. 17 pp.

Trend analysis of data contained in annual citizenship bulletin 91-205, such as residence, former allegiance, period of immigration, age, sex, marital status and occupation of persons granted Canadian citizenship, is covered in this report. 50¢

- 91-512 **Population by Sex and Age, 1921-1971.** Bil. 60 pp.

Revised annual estimates of population by sex and five-year age groups for Canada and the provinces. See also annual supplement 91-202. 75¢

- 91-513 **Revised Estimates of Population for Counties and Census Divisions, 1967 to 1970.** Bil. 15 pp.

Revision of county or census division population estimates for the intercensal period (1967-1970). Shows the annual components of population change due to natural increase and net migration (a residual). 50¢

- 91-514 **Population Projections for Canada and the Provinces, 1972-2001.** Bil. 181 pp.

First official Statistics Canada population projections by age and sex for Canada, provinces and territories for each year from 1972 to 2001. The main trends and patterns which emerge from the analysis of these projections are highlighted briefly. The report also includes some special-purpose projections to aid demographic analysis and policy studies. (See also 91-516). \$2.80

- 91-516 **Technical Report on Population Projections for Canada and the Provinces, 1972-2001.** Bil. 233 pp.

Describes in detail Statistics Canada population projections model and includes several research studies on mortality, fertility and migration that were undertaken to develop future hypotheses and population projections. Besides highlighting some innovative approaches to population projections the report contains a wealth of data series and in-depth analyses that will enhance the present knowledge about the demographic situation in this country. This report is a technical supplement to *Population Projections for Canada and the Provinces, 1972-2001* (91-514). \$2.10

- 91-517 **Household and Family Projections for Canada and the Provinces to 2001.** Bil.  
237 pp.

Contains a series of household and family projections for Canada, provinces and territories, and for various dates until the year 2001. The projections are provided by age, sex and marital status of the heads of households and families. Also provides projections of population by marital status. Four alternate sets of projections are developed using a headship rate method in order to indicate a plausible range in the future growth and structure of households and families.

**\$2.80**

## Volume Series

Reports in this series may be ordered singly, or the set for any given volume at a composite rate to include a hard-covered binder.

### Volume I (Part 1) – Population: Geographic Distributions (1.1)

Population totals for geographical areas such as provinces, electoral districts, census divisions and municipal subdivisions; rural and urban; historical tables on population growth; reference maps.

Complete set of reports (92–701 to 92–712), including titled cover binder. **\$10**

**92–701 Introduction to Volume I (Part 1) (1.1–1). Bil. 40 pp.**

Textual introductory materials, including definitions of terms used; notes on reliability of data and sampling variation; notes on methodology, comparability and other explanations considered necessary to a proper interpretation of the data; a summary concerning any known errors pertaining to the volume.

**75¢**

**92–702 Historical (1.1–2). Bil. 140 pp.**

Population of provinces and territories, 1901-1971, and for census subdivisions, 1921-1971.

**\$1.50**

**92–703 Electoral Districts (1.1–3). Bil. 60 pp.**

Population of federal electoral districts, 1966 and 1971, and for census subdivisions, 1971.

**75¢**

**92–704 Census Divisions and Subdivisions (1.1–4). Bil. 12 pp.**

Population by sex, Newfoundland, Prince Edward Island, Nova Scotia and New Brunswick.

**50¢**

**92–705 Census Divisions and Subdivisions (1.1–5). Bil. 24 pp.**

Population by sex for Quebec.

**50¢**

**92–706 Census Divisions and Subdivisions (1.1–6). Bil. 12 pp.**

Population by sex for Ontario.

**50¢**

**92–707 Census Divisions and Subdivisions (1.1–7). Bil. 24 pp.**

Population by sex, Manitoba, Saskatchewan, Alberta, British Columbia, Yukon and Northwest Territories.<sup>18</sup>

**50¢**

**92–708 Cities, Towns, Villages, Census Metropolitan Areas and Census Agglomerations (1.1–8). Bil. 40 pp.**

Population 1966 and 1971 and guide to locations.

**75¢**

- 92-709 **Urban and Rural Distributions (1.1-9).** Bil. 29 pp.  
Urban size groups, rural non-farm and rural farm population by sex, for provinces and census divisions, 1966 and 1971. **50¢**
- 92-710 **Census Tracts (1.1-10).** Bil. 60 pp.  
Population for census tracts, 1966 and 1971 (with maps).<sup>18</sup> **75¢**
- 92-711 **Unorganized Townships (1.1-11).** Bil. 70 pp.  
Population totals for unorganized townships in Quebec, Ontario and the Prairie Provinces, 1966 and 1971 (with maps). **\$1**
- 92-712 **Reference Maps (1.1-12).** Bil. 60 pp.  
Map of Canada and the provinces, showing census divisions; maps of census metropolitan areas and census agglomerations 25,000 population and over. **75¢**

## **Volume I (Part 2) — Population: General Characteristics (1.2)**

Population classifications by such basic characteristics as sex, age, marital status, fertility, internal migration and schooling.

Complete set of reports (92-713 to 92-721), including titled cover binder. **\$10**

- 92-713 **Introduction to Volume I (Part 2) (1.2-1).** Bil. 35 pp.  
Textual introductory materials, including definitions of terms used; notes on reliability of data and sampling variation; notes on methodology, comparability and other explanations considered necessary to a proper interpretation of the data; a summary concerning any known errors pertaining to the volume. **50¢**
- 92-714 **Sex Ratios (1.2-2).** Bil. 18 pp.  
Population by sex, showing proportions of males to females,<sup>4</sup> including historical tables for provinces and census divisions. **50¢**
- 92-715 **Age Groups (1.2-3).** Bil. 116 pp.  
By sex,<sup>4</sup> including historical tables for provinces. **\$1.50**
- 92-716 **Single Years of Age (1.2-4).** Bil. 23 pp.  
By sex, for Canada, provinces and census metropolitan areas. **50¢**
- 92-717 **Marital Status (1.2-5).** Bil. 68 pp.  
By sex,<sup>4</sup> including historical tables for provinces. **\$1**

**92-718 Women Ever Married by Number of Children Born (1.2-6). Bil. 55 pp.**

By age of woman and number of children per 1,000 women ever married for Canada and provinces,<sup>5</sup> including historical tables. By present age and age at first marriage for Canada, urban, rural non-farm and rural farm and for provinces and territories.<sup>18</sup>

**75¢****92-719 Internal Migration (1.2-7). Bil. 55 pp.**

Population by migration status and sex, including data on ages of migrants and residence five years ago. Most tables are for provinces, but include some data for census metropolitan areas and census divisions.<sup>18</sup>

**\$1.05****92-720 School Attendance and Schooling (1.2-8). Bil. 96 pp.**

By sex for Canada,<sup>4</sup> including some data from 1961 for provinces.<sup>18</sup>

**\$1****92-721 Vocational Training (1.2-9). Bil. 87 pp.**

By sex and level of schooling for Canada and provinces, and by sex for census metropolitan areas, census agglomerations 25,000 and over and municipalities 30,000 and over.

**\$1.40****Volume I (Part 3) — Population: General Characteristics (1.3)**

Population classifications of such basic characteristics as ethnicity, religious denomination, language, place of birth and citizenship and immigration.

Complete set of reports (92-722 to 92-728), including titled cover binder. **\$10**

**92-722 Introduction to Volume I (Part 3) (1.3-1). Bil. 35 pp.**

Textual introductory materials, including definitions of terms used; notes on reliability of data and sampling variation; notes on methodology, comparability and other explanations considered necessary to a proper interpretation of the data; a summary concerning any known errors pertaining to the volume.

**50¢****92-723 Ethnic Groups (1.3-2). Bil. 108 pp.**

By sex,<sup>4</sup> including historical tables for Canada, 1921-1971.<sup>18</sup>

**\$1.50****92-724 Religious Denominations (1.3-3). Bil. 108 pp.**

By sex,<sup>4</sup> including historical tables for Canada, 1921-1971.<sup>18</sup>

**\$1.50****92-725 Mother Tongue (1.3-4). Bil. 108 pp.**

By sex,<sup>4</sup> including historical tables for Canada, 1941-1971.<sup>18</sup>

**\$1.50**

- 92-726 **Official Language and Language Most Often Spoken at Home** (1.3-5). Bil. 112 pp.

Official language (showing historical tables for Canada, 1941-1971) and language most often spoken at home by sex.<sup>4</sup> **\$1.50**

- 92-727 **Birthplace** (1.3-6). Bil. 94 pp.

By sex,<sup>4</sup> including historical tables for Canada, 1921-1971; non-Canadian born,<sup>6</sup> including historical tables 1921-1971; birthplace of parents by sex for Canada, provinces, and census metropolitan areas, 1971. **\$1**

- 92-728 **Citizenship and Immigration** (1.3-7). Bil. 40 pp.

Citizenship and sex for Canada and the provinces, 1971; period of immigration by sex.<sup>4</sup> **\$1.05**

### **Volume I (Part 4) – Population: Cross-classifications of Characteristics (1.4)**

Cross-classifications of population by such characteristics as (a) age groups and sex, (b) ethnic groups and sex, (c) period of immigration and sex, to show marital status, birthplace, religious denomination and language distributions. Users should consult Introduction to Volume (92-729) for explanatory notes to assist in the interpretation of the data in this volume.

Complete set of reports (92-729 to 92-740), including titled cover binder. **\$10**

- 92-729 **Introduction to Volume I (Part 4) (1.4-1)**. Bil. 35 pp.

Textual introductory materials, including definitions of terms used; notes on reliability of data and sampling variation; notes on methodology, comparability and other explanations considered necessary to a proper interpretation of the data; a summary concerning any known errors pertaining to the volume. **50¢**

- 92-730 **Marital Status by Age Groups**<sup>7</sup> (1.4-2). Bil. 20 pp. **50¢**

- 92-731 **Ethnic Groups by Age Groups**<sup>7</sup> (1.4-3). Bil. 30 pp. **50¢**

- 92-732 **Religious Denominations by Age Groups**<sup>7</sup> (1.4-4). Bil. 30 pp. **50¢**

- 92-733 **Language by Age Groups**<sup>7</sup> (1.4-5). Bil. 100 pp. **\$1.50**

- 92-734 **Marital Status by Ethnic Groups**<sup>7</sup> (1.4-6). Bil. 29 pp.  
Including a classification by age groups for Canada. **50¢**

- 92-735 **Religious Denominations by Ethnic Groups**<sup>7</sup> (1.4-7). Bil. 30 pp. **50¢**

- 92-736 **Language by Ethnic Groups**<sup>7</sup> (1.4-8). Bil. 82 pp.  
Classified by Canadian and non-Canadian born **\$1**
- 92-737 **Age Groups by Birthplace**<sup>7</sup> (1.4-9). Bil. 30 pp. **50¢**
- 92-738 **Ethnic Groups by Birthplace**<sup>7</sup> (1.4-10). Bil. 33 pp. **75¢**
- 92-739 **Language and Age by Birthplace** (1.4-11). Bil. 38 pp.  
For Canada and regions, 1971. **\$1.05**
- 92-740 **Characteristics of Persons Born Outside Canada** (1.4-12). Bil. 58 pp.  
Specified characteristics by period of immigration and sex for Canada, provinces and census metropolitan areas, 1971. **\$1.05**

### **Volume I (Part 5) – Population: Cross-classifications of Characteristics (1.5)**

Cross-classifications of population by such characteristics as (a) schooling, (b) migration (including migration by labour force activity and occupation), (c) fertility and nuptiality. Users should consult Introduction to Volume (92-741) for explanatory notes to assist in the interpretation of the data in this volume.

Complete set of reports (92-741 to 92-751), including titled cover binder. **\$12**

- 92-741 **Introduction to Volume I (Part 5) (1.5-1)**. Bil. 40 pp.  
Textual introductory materials, including definitions of terms used; notes on reliability of data and sampling variation; notes on methodology, comparability and other explanations considered necessary to a proper interpretation of the data; a summary concerning any known errors pertaining to the volume. **50¢**
- 92-742 **The School Population** (1.5-2). Bil. 46 pp.  
Attending school by level of schooling, age groups and sex.<sup>7</sup> Specified characteristics of the school population by level of schooling and age, for Canada and provinces. **\$1.05**
- 92-743 **The Out-of-school Population** (1.5-3). Bil. 66 pp.  
Not attending school by level of schooling, age groups and sex.<sup>7</sup> Specified characteristics of the out-of-school population by level of schooling and age, for Canada and provinces. **\$1.40**
- 92-744 **Characteristics of Persons with Vocational Training** (1.5-4). Bil. 61 pp.  
Showing such characteristics as age, marital status, level of schooling, birthplace, period of immigration, ethnic group, religious denomination, language most often spoken at home and official language, for Canada and provinces. **75¢**



- 92-745 **Characteristics of the Migrant and Non-migrant Population (1.5-5).** Bil. 115 pp.

Showing such characteristics as migration status, age, sex, by ethnic group, birthplace, official language, religious denomination, level of schooling, school attendance and number of intermunicipal moves, Canada and provinces.

**\$2.10**

- 92-746 **Characteristics of Migrants in Census Metropolitan Areas (1.5-6).** Bil. 48 pp.

Showing in-migrants to census metropolitan areas by locality of residence in 1966 and out-migrants from census metropolitan areas by locality of residence in 1971, by birthplace, age and sex.

**\$1.05**

- 92-747 **Migration by Labour Force Activity, Canada and Provinces (1.5-7).** Bil. 96 pp.

Showing migration status by labour force activity, age and sex, for Canada, urban size groups, rural non-farm and rural farm and for provinces, urban and rural, 1971 and province of residence 1966 by province of residence 1971 for civilian migrants in the labour force.

**\$1.40**

- 92-748 **Migration by Labour Force Activity, Census Metropolitan Areas (1.5-8).** Bil. 64 pp.

Showing migration status by labour force activity, age and sex.

**\$1.05**

- 92-749 **Labour Force Migration by Schooling, Age and Occupation (1.5-9).** Bil. 142 pp.

Showing for the labour force migration status by schooling, age and occupation for Canada and provinces, and number of intermunicipal moves by occupation for Canada.

**\$2.10**

- 92-750 **Persons Ever Married by Age at First Marriage (1.5-10).** Bil. 11 pp.

By sex and age, for Canada, urban, rural non-farm and rural farm and the provinces.

**50¢**

- 92-751 **Characteristics of Women Ever Married by Number of Children Born (1.5-11).** Bil. 73 pp.

Showing such characteristics as age, birthplace, period of immigration, ethnic group, religious denomination, mother tongue, schooling and economic activity, for Canada and regions.

**\$1**

### **Advance Series – Population (AP)**

- 92-752 **Population of Federal Electoral Districts (AP-1).** Bil. 4 pp.

Population totals for federal electoral districts, 1966 and 1971, based on the 1966 Representation Order.

**25¢**

92-753	<b>Population of Census Divisions (AP-2).</b> Bil. 4 pp. Comparative figures for 1966 and 1971.	25¢
92-754	<b>Population of Urban Centres of 5,000 and over (AP-3).</b> Bil. 4 pp. Incorporated cities, towns and villages of 5,000 and over, and census metropolitan areas, 1966 and 1971.	25¢
92-755	<b>Urban and Rural Population (AP-4).</b> Bil. 8 pp. For census divisions, 1966 and 1971.	25¢
92-756	<b>Population by Age Groups<sup>1</sup> (AP-5).</b> Bil. 12 pp.	50¢
92-757	<b>Population by Marital Status and by Sex<sup>1</sup> (AP-6).</b> Bil. 12 pp.	50¢
92-758	<b>Population by Mother Tongue<sup>1</sup> (AP-7).</b> Bil. 12 pp.	50¢
92-759	<b>Population by Language Most Often Spoken at Home, and by Official Language<sup>1</sup> (AP-8).</b> Bil. 12 pp.	50¢
92-760	<b>Population by Birthplace<sup>1</sup> (AP-9).</b> Bil. 12 pp.	50¢
92-761	<b>Population by Period of Immigration<sup>1</sup> (AP-10).</b> Bil. 12 pp.	50¢
92-762	<b>Population by Ethnic Group<sup>1</sup> (AP-11).</b> Bil. 12 pp.	50¢
92-763	<b>Population by Religious Denomination<sup>1</sup> (AP-12).</b> Bil. 12 pp.	50¢
92-764	<b>Population by School Attendance and Level of Schooling<sup>1</sup> (AP-13).</b> Bil. 12 pp.	50¢

### Special Series – Population (SP)

92-771	<b>Population of Unincorporated Settlements (SP-1).</b> Bil. 200 pp. With guide to locations, 1971 and 1966.	\$2
92-772	<b>Population by Specified Age Groups and Sex (SP-2).</b> Bil. 150 pp. For census divisions and subdivisions.	\$1.50
92-773	<b>Population by Specified Mother Tongues (SP-3).</b> Bil. 120 pp. Showing English, French, and other, with percentages, for census divisions and subdivisions.	\$1.50
92-774	<b>Population by Specified Ethnic Groups (SP-4).</b> Bil. 120 pp. For census divisions and subdivisions.	\$2.10

- 92-775 Population by Specified Religious Denominations (SP-5).** Bil. 120 pp.  
For census divisions and subdivisions. **\$2.10**
- 92-776 Population Statistics on Language Retention and Transfer (SP-6).** Bil. 60 pp.  
For Canada, provinces, census metropolitan areas and other agglomerations  
of 25,000 population and over. **\$1.05**

## Volume II (Part 1) – Households (2.1)

Data on size and composition of households; cross-classifications by characteristics of head.

Complete set of reports (93-701 to 93-712), including titled cover binder. **\$10**

- 93-701 Introduction to Volume II (Part 1) (2.1-1).** Bil. 85 pp.  
Textual introductory materials, including definitions of terms used; notes on reliability of data and sampling variation; notes on methodology, comparability and other explanations considered necessary to a proper interpretation of the data; a summary concerning any known errors pertaining to the volume. **50¢**
- 93-702 Households by Size (2.1-2).** Bil. 64 pp.  
Showing number of persons per household, 1971;<sup>8</sup> shown also for incorporated cities, towns and villages of 1,000 and over and for other municipal subdivisions of 10,000 and over, 1961, 1966 and 1971.<sup>18</sup> **75¢**
- 93-703 Households by Type (2.1-3).** Bil. 20 pp.  
Characteristics of single-family, multiple-family and non-family households.<sup>8</sup> **50¢**
- 93-704 Household Composition (2.1-4).** Bil. 20 pp.  
Households by number of family and non-family persons.<sup>9,18</sup> **50¢**
- 93-705 Households by Characteristics of Head (2.1-5).** Bil. 32 pp.  
Households by language most often spoken at home, official language and ethnic group of head.<sup>9</sup> **50¢**
- 93-706 Households with Immigrant Heads (2.1-6).** Bil. 20 pp.  
Showing number of persons, type of household, number of family and non-family persons.<sup>10,18</sup> **50¢**

- 93-707 **Households by Type Showing Selected Characteristics of Head (2.1-7).** Bil. 96 pp.

Specified characteristics of household heads for single-family, multiple-family and non-family households.<sup>10,18</sup> **\$1.40**

- 93-708 **Households by Size Showing Selected Characteristics of Head (2.1-8).** Bil. 64 pp.

Specified socio-economic characteristics of household heads by number of persons per household.<sup>10,18</sup> **\$1.05**

- 93-709 **Households by Marital Status, Age and Sex of Head (2.1-9).** Bil. 136 pp.

Showing schooling, period of immigration, ethnic group and occupation of head.<sup>10,18</sup> **\$2.10**

- 93-710 **Incomes of Household Heads (2.1-10).** Bil. 32 pp.

Showing size of total income;<sup>11</sup> by type and source of income for Canada and provinces; by selected characteristics for Canada.<sup>18</sup> **70¢**

- 93-711 **Incomes of Household Heads Showing Dwelling Characteristics (2.1-11).** Bil. 56 pp.

Type of household by size of total income of head showing selected dwelling characteristics, for Canada and provinces. **\$1.05**

- 93-712 **Household and Family Status of Individuals (2.1-12).** Bil. 28 pp.

Showing household and family relationships of individuals within households, for Canada and provinces.<sup>18</sup> **50¢**

## **Volume II (Part 2) — Families (2.2)**

Data on size and composition of families, cross-classifications by characteristics of head.

Complete set of reports (93-713 to 93-725), including titled cover binder. **\$12**

- 93-713 **Introduction to Volume II (Part 2) (2.2-1).** Bil. 90 pp.

Textual introductory materials, including definitions of terms used; notes on reliability of data and sampling variation; notes on methodology, comparability and other explanations considered necessary to a proper interpretation of the data; a summary concerning any known errors pertaining to the volume. **50¢**

**93-714 Families by Size and Type (2.2-2). Bil. 80 pp.**

Showing number of persons in families, families maintaining own household, related and lodging families,<sup>8</sup> shown also for incorporated cities, towns and villages of 1,000 and over and for other municipal subdivisions of 10,000 and over, 1961, 1966 and 1971. **\$1**

**93-715 Children in Families (2.2-3). Bil. 96 pp.**

Number and ages of children in families.<sup>8,18</sup> **\$1**

**93-716 Families by (a) Age and Sex, and (b) Marital Status and Sex of Head<sup>8</sup> (2.2-4). Bil. 52 pp. **75¢******93-717 Families by Selected Characteristics of Family Head (2.2-5). Bil. 32 pp.**

Families by language spoken at home, official language and ethnic group.<sup>9</sup> **50¢**

**93-718 Family Characteristics by Marital Status, Age and Sex of Head (2.2-6). Bil. 84 pp.**

Showing family size, type, average employment income, family composition and age groupings of children.<sup>10</sup> **\$1.40**

**93-719 Family Characteristics by Type, Schooling and Age of Head (2.2-7). Bil. 76 pp.**

Showing family size, composition and average employment income.<sup>10,18</sup> **\$1.40**

**93-720 Husband-Wife Families (2.2-8). Bil. 128 pp.**

Families with both husband and wife present showing various characteristics by family size and composition, etc., for Canada and provinces. **\$2.10**

**93-721 One-parent Families (2.2-9). Bil. 52 pp.**

By schooling and age of head and type, showing family size, composition and average employment income, for Canada and provinces.<sup>18</sup> **\$1.05**

**93-722 Immigrant Families (2.2-10). Bil. 69 pp.**

By period of immigration and age of head, showing type of family, family composition, income and labour force status of heads and wives.<sup>10,18</sup> **\$1.40**

**93-723 Families by Labour Force Activity of Family Members (2.2-11). Bil. 48 pp.**

Showing selected characteristics such as family size, type, number of children at home by age and relationship of family members other than head reporting income, etc., for Canada and provinces.<sup>18</sup> (Revised). **\$1.05**

**93-724 Incomes of Families, Family Heads and Non-family Persons<sup>12</sup> (2.2-12). Bil. 56 pp. **\$1.05****

- 93-725 **Incomes of Families, Family Heads and Non-family Persons Showing Selected Characteristics (2.2-13).** Bil. 112 pp.

Specified family characteristics such as family size, type, etc., for Canada, provinces and regions.<sup>18</sup> \$2.10

## Volume II (Part 3) — Housing Characteristics (2.3)

Basic housing distributions by tenure showing such characteristics as rooms per dwelling, persons per room, length of occupancy, etc.

Complete set of reports (93-726 to 93-733), including titled cover binder. \$8

- 93-726 **Introduction to Volume II (Part 3) (2.3-1).** Bil. 97 pp.

Textual introductory materials, including definitions of terms used; notes on reliability of data and sampling variation; notes on methodology, comparability and other explanations considered necessary to a proper interpretation of the data; a summary concerning any known errors pertaining to the volume. 50¢

- 93-727 **Dwellings by Tenure and Structural Type (2.3-2).** Bil. 90 pp.

Showing occupied dwellings, for Canada and provinces; owned and rented dwellings, single detached, apartments, etc.<sup>8,18</sup> \$1

- 93-728 **Rooms per Dwelling (2.3-3).** Bil. 48 pp.

Occupied dwellings by tenure showing number of rooms and average number of rooms.<sup>8,18</sup> 75¢

- 93-729 **Bedrooms per Dwelling (2.3-4).** Bil. 48 pp.

Occupied dwellings by tenure showing number of bedrooms and average number of bedrooms.<sup>8</sup> 75¢

- 93-730 **Number of Persons per Room (2.3-5).** Bil. 48 pp.

Occupied dwellings by tenure showing persons per room and average persons per room.<sup>8</sup> 75¢

- 93-731 **Period of Construction and Length of Occupancy (2.3-6).** Bil. 96 pp.

Occupied dwellings by tenure.<sup>8</sup> \$1

- 93-732 **Values and Rents (2.3-7).** Bil. 51 pp.

Occupied, owned and rented dwellings by values and rents, dwellings with mortgages.<sup>8,18</sup> 75¢

**93-733 Principal Fuels and Heating Equipment (2.3-8). Bil. 144 pp.**

Occupied dwellings by tenure showing principal fuels and heating equipment.<sup>8</sup> **\$1.50**

**Volume II (Part 4) – Housing Characteristics (2.4)**

Basic housing distributions by tenure covering such characteristics as water supply, sewage disposal, household facilities; cross-classifications of specified dwelling attributes by characteristics of household head.

Complete set of reports (93-734 to 93-742), including titled cover binder. **\$8**

**93-734 Introduction to Volume II (Part 4) (2.4-1). Bil. 102 pp.**

Textual introductory materials, including definitions of terms used; notes on reliability of data and sampling variation; notes on methodology, comparability and other explanations considered necessary to a proper interpretation of the data; a summary concerning any known errors pertaining to the volume. **50¢**

**93-735 Bath and Toilet Facilities (2.4-2). Bil. 96 pp.**

Occupied dwellings by tenure showing water supply, bath and toilet facilities.<sup>8,18</sup> **\$1**

**93-736 Source of Water Supply and Type of Sewage Disposal (2.4-3). Bil. 48 pp.**

Occupied dwellings by tenure showing source of water supply and type of sewage disposal.<sup>8</sup> **75¢**

**93-737 Household Facilities (2.4-4). Bil. 96 pp.**

Occupied dwellings by tenure showing specified household facilities (refrigerator, television, automobile, etc.).<sup>8,18</sup> **\$1**

**93-738 Dwelling Characteristics by Structural Type and Tenure (2.4-5). Bil. 60 pp.**

Specified housing characteristics by structural type of dwelling and tenure and period of construction.<sup>10,18</sup> **\$1.05**

**93-739 Dwelling Characteristics by Age and Sex of Household Head (2.4-6). Bil. 96 pp.**

Specified housing characteristics by age and sex of household head.<sup>10,18</sup> **\$1.40**

**93-740 Dwelling Characteristics by Type of Household (2.4-7). Bil. 53 pp.**

Specified housing and household characteristics for single-family, multiple-family and non-family households.<sup>10,18</sup> **\$1.05**



- 93-741 **Dwelling Characteristics of Immigrant Households (2.4-8).** Bil. 44 pp.  
Specified housing characteristics by period of immigration of household head.<sup>10,18</sup> **\$1.05**
- 93-742 **Dwelling Characteristics by Persons per Room (2.4-9).** Bil. 64 pp.  
Specified housing characteristics of dwellings by number of persons per room.<sup>10,18</sup> **\$1.05**

### Advance Series — Households, Families and Housing (AH)

- 93-743 **Summary Household and Family Characteristics (AH-1).** Bil. 12 pp.  
Basic classifications of households and families.<sup>2</sup> **50¢**
- 93-744 **Summary Housing Characteristics (100 p.c. data) (AH-2).** Bil. 12 pp.  
Basic classifications of housing characteristics collected on a 100 p.c. basis, e.g., type, tenure, rooms per dwelling and sanitation facilities.<sup>2</sup> **50¢**
- 93-745 **Summary Housing Characteristics (sample data) (AH-3).** Bil. 20 pp.  
Basic classifications of housing characteristics collected on a sample basis, e.g., values, rents, fuels, period of construction and household facilities.<sup>2</sup> **50¢**
- 93-746 **Summary Family Income Statistics (AH-4).** Bil. 12 pp.  
Income distributions of families and persons not in families for Canada and provinces (rural and urban); average incomes.<sup>2</sup> **70¢**
- 93-747 **Summary of Household Characteristics (AH-5).** Bil. 12 pp.  
Characteristics of household heads (e.g., age, sex, marital status) and household status of non-family persons.<sup>10</sup> **50¢**
- 93-748 **Summary of Family Characteristics (AH-6).** Bil. 8 pp.  
Characteristics of family heads (e.g., schooling and occupation).<sup>10</sup> **35¢**
- 93-749 **Summary of Household Income (AH-7).** Bil. 4 pp.  
Summary of income distributions of household heads, showing average and median incomes for Canada and provinces (urban and rural) and census metropolitan areas. **35¢**

### Special Series — Families (SF)

- 93-771 **General Characteristics of Migrant Families (SF-1).** Bil. 60 pp.  
Families by family status, by age and sex of head and by migration status of both husband and wife or head (one-parent families), for Canada, provinces and census metropolitan areas. **\$1.05**

93-772 **General Characteristics of Economic Families (SF-2).** Bil. 24 pp.

Basic characteristics of families using the definition of "economic" family for Canada and provinces. 70¢

### **Volume III (Part 1) — Labour Force and Individual Income: Basic Distributions (3.1)**

Labour force classifications by such basic characteristics as age, sex, marital status and schooling; labour force participation rates, labour force activity and labour force experience; and distributions of total, employment, and wage and salary income.

Complete set of reports (94-701 to 94-714), including titled cover binder. \$12

94-701 **Introduction to Volume III (Part 1) (3.1-1).** Bil. 40 pp.

Textual introductory materials, including definitions of terms used; notes on reliability of data and sampling variation; notes on methodology, comparability and other explanations considered necessary to a proper interpretation of the data; a summary concerning any known errors pertaining to the volume. 50¢

94-702 **Historical (3.1-2).** Bil. 10 pp.

Participation rates by sex, Canada and provinces, 1911-1971; by age and sex and by marital status and sex, Canada and provinces, 1951-1971. 70¢

94-703 **Labour Force Activity by Sex<sup>13</sup> (3.1-3).** Bil. 50 pp. \$1.0594-704 **Labour Force by Age and Sex (3.1-4).** Bil. 50 pp.

Showing participation rates.<sup>14</sup> \$1.05

94-705 **Labour Force by Age and Sex (3.1-5).** Bil. 46 pp.

Showing participation rates.<sup>15</sup> \$1.05

94-706 **Labour Force by Marital Status and Sex (3.1-6).** Bil. 32 pp.

Showing participation rates.<sup>16</sup> 70¢

94-707 **Labour Force by Schooling and Sex (3.1-7).** Bil. 66 pp.

Showing participation rates.<sup>17</sup> \$1.40

94-708 **Labour Force Experience by Sex<sup>13</sup> (3.1-8).** Bil. 42 pp. \$1.0594-709 **Total Income (3.1-9).** Bil. 86 pp.

Showing 1970 income groups by sex.<sup>14,18</sup> \$1.40

94-710 **Total Income (3.1-10).** Bil. 30 pp.

Showing 1970 income groups by sex.<sup>15,18</sup> 70¢

**94-711 Employment Income (3.1-11). Bil. 86 pp.**

Showing 1970 employment income groups for persons who worked in 1970, by sex.<sup>14</sup> **\$1.40**

**94-712 Employment Income (3.1-12). Bil. 30 pp.**

Showing 1970 employment income groups for persons who worked in 1970, by sex.<sup>15</sup> **70¢**

**94-713 Wage and Salary Income (3.1-13). Bil. 68 pp.**

Showing 1970 wage and salary income groups for wage-earners in the labour force by sex.<sup>14</sup> **\$1.40**

**94-714 Wage and Salary Income (3.1-14). Bil. 40 pp.**

Showing 1970 wage and salary income groups for wage-earners in the labour force by sex.<sup>15</sup> **70¢**

**Volume III (Part 2) — Labour Force: Occupations (3.2)**

Basic distributions and cross-classifications of the labour force by occupation showing such characteristics as sex, age, marital status and class of worker.

Complete set of reports (94-715 to 94-727), including titled cover binder. **\$12**

**94-715 Introduction to Volume III (Part 2) (3.2-1). Bil. 40 pp.**

Textual introductory materials, including definitions of terms used; notes on reliability of data and sampling variation; notes on methodology, comparability and other explanations considered necessary to a proper interpretation of the data; a summary concerning any known errors pertaining to the volume. **50¢**

**94-716 Historical (3.2-2). Bil. 8 pp.**

By occupation group and sex, Canada and provinces, 1941-1971. **35¢**

**94-717 Occupations by Sex (3.2-3). Bil. 40 pp.**

For Canada and provinces. **\$1.05**

**94-718 Occupation Groups by Sex (3.2-4). Bil. 42 pp.**

For Canada, provinces, urban size groups, rural non-farm and rural farm and census divisions. **\$1.05**

**94-719 Occupations by Sex (3.2-5). Bil. 40 pp.**

For census metropolitan areas. **\$1.05**

**94-720 Occupations by Sex (3.2-6). Bil. 60 pp.**

For census agglomerations 25,000 and over. (Revised). **\$1.05**

- 94-721 **Occupations by Sex (3.2-7).** Bil. 120 pp.  
For municipalities 30,000 and over. **\$2.10**
- 94-722 **Occupation Groups by Sex (3.2-8).** Bil. 44 pp.  
For municipalities from 10,000 to 30,000.<sup>18</sup> **\$1.05**
- 94-723 **Occupations by Sex, Showing Age, Marital Status and Class of Worker (3.2-9).** Bil. 40 pp.  
For Canada. **\$1.05**
- 94-724 **Occupations by Sex, Showing Age, Marital Status and Class of Worker (3.2-10).** Bil. 120 pp.  
For Newfoundland, Prince Edward Island, Nova Scotia and New Brunswick. **\$2.10**
- 94-725 **Occupations by Sex, Showing Age, Marital Status and Class of Worker (3.2-11).** Bil. 80 pp.  
For Quebec and Ontario. **\$1.40**
- 94-726 **Occupations by Sex, Showing Age, Marital Status and Class of Worker (3.2-12).** Bil. 160 pp.  
For Manitoba, Saskatchewan, Alberta and British Columbia. **\$2.10**
- 94-727 **Appendix (3.2-13).** Bil. 20 pp.  
Unit group titles corresponding to 4-digit occupation codes. **50¢**

### **Volume III (Part 3) — Labour Force: Occupations (3.3)**

Cross-classifications of the labour force by occupation showing such characteristics as sex, school attendance, schooling by age, marital status by age, birthplace, period of immigration and ethnic group and cross-classifications of occupation groups by industry divisions.

Complete set of reports (94-728 to 94-737), including titled cover binder. **\$12**

- 94-728 **Introduction to Volume III (Part 3) (3.3-1).** Bil. 40 pp.  
Textual introductory materials, including definitions of terms used; notes on reliability of data and sampling variation; notes on methodology, comparability and other explanations considered necessary to a proper interpretation of the data; a summary concerning any known errors pertaining to the volume. **50¢**
- 94-729 **Occupations by Sex, Showing (a) Level of Schooling by Age and School Attendance, (b) Vocational Training (3.3-2).** Bil. 80 pp.  
For Canada. **\$1.40**

- 94-730 **Occupations by Sex, Showing Level of Schooling by Age (3.3-3).** Bil. 120 pp.  
For Newfoundland, Prince Edward Island, Nova Scotia and New Brunswick. **\$2.10**
- 94-731 **Occupations by Sex, Showing Level of Schooling by Age (3.3-4).** Bil. 80 pp.  
For Quebec and Ontario. **\$1.40**
- 94-732 **Occupations by Sex, Showing Level of Schooling by Age (3.3-5).** Bil. 140 pp.  
For Manitoba, Saskatchewan, Alberta and British Columbia. **\$2.10**
- 94-733 **Occupations of Females by Marital Status by Age (3.3-6).** Bil. 20 pp.  
For Canada. **70¢**
- 94-734 **Occupations by Sex, Showing Birthplace, Period of Immigration and Ethnic Group (3.3-7).** Bil. 120 pp.  
For Canada and regions. **\$2.10**
- 94-735 **Occupation Groups by Sex, Showing Age, Level of Schooling, Number Married and Number of Wage-earners (3.3-8).** Bil. 176 pp.  
For census metropolitan areas. **\$2.80**
- 94-736 **Occupation Groups by Industry Divisions and Sex (3.3-9).** Bil. 24 pp.  
For Canada and provinces. **70¢**
- 94-737 **Appendix (3.3-10).** Bil. 20 pp.  
Unit group titles corresponding to 4-digit occupation codes. **50¢**

### **Volume III (Part 4) — Labour Force: Industries (3.4)**

Basic distributions for areas considered on both the place of residence and place of work basis and cross-classifications of the labour force by industry showing such characteristics as employed by age and sex.

Complete set of reports (94-738 to 94-747), including titled cover binder. **\$10**

- 94-738 **Introduction to Volume III (Part 4) (3.4-1).** Bil. 40 pp.  
Textual introductory materials, including definitions of terms used; notes on reliability of data and sampling variation; notes on methodology, comparability and other explanations considered necessary to a proper interpretation of the data; a summary concerning any known errors pertaining to the volume. **50¢**
- 94-739 **Historical (3.4-2).** Bil. 6 pp.  
By industry divisions and sex, Canada and provinces, 1951-1971. **35¢**

- 94-740 Industries by Sex (3.4-3).** Bil. 24 pp.  
For Canada, regions and provinces (by place of residence). **70¢**
- 94-741 Industry Divisions by Sex (3.4-4).** Bil. 96 pp.  
For Canada and provinces by urban size groups, rural non-farm and rural farm (place of residence) and for census divisions (place of residence and place of work).<sup>18</sup> **\$1.40**
- 94-742 Industries by Sex (3.4-5).** Bil. 48 pp.  
For census metropolitan areas (place of residence and place of work).<sup>18</sup> **\$1.05**
- 94-743 Industries by Sex (3.4-6).** Bil. 72 pp.  
For census agglomerations of 25,000 and over (place of residence and place of work).<sup>18</sup> **\$1.40**
- 94-744 Industries by Sex (3.4-7).** Bil. 168 pp.  
For municipalities 30,000 and over (place of residence and place of work).<sup>18</sup> **\$2.80**
- 94-745 Industry Divisions and Major Groups by Sex (3.4-8).** Bil. 60 pp.  
For municipalities from 10,000 to 30,000 (place of residence and place of work).<sup>18</sup> **\$1.05**
- 94-746 Employed Labour Force by Industry Divisions, Place of Work and Sex, (3.4-9).**  
Employed labour force by industry divisions and sex, showing place of work by place of residence and vice versa, for census metropolitan areas, urbanized core and fringe. Cancelled.
- 94-747 Employed Labour Force by Industry, Age and Sex (3.4-10).** Bil. 72 pp.  
For Canada and provinces (place of residence). **\$1.40**

### **Volume III (Part 5) – Labour Force: Industries (3.5)**

Cross-classifications of the labour force by industry showing such characteristics as sex, age, marital status, schooling, class of worker, schooling by age, school attendance, period of immigration, birthplace, ethnic group and a cross-classification of industry by occupation major groups.

Complete set of reports (94-748 to 94-758), including titled cover binder. **\$12**

- 94-748 Introduction to Volume III (Part 5) (3.5-1).** Bil. 35 pp.  
Textual introductory materials, including definitions of terms used; notes on reliability of data and sampling variation; notes on methodology, comparability and other explanations considered necessary to a proper interpretation of the data; a summary concerning any known errors pertaining to the volume. **50¢**

- 94-749 Industries by Sex, Showing Age, Marital Status, Level of Schooling and Class of Worker (3.5-2). Bil. 24 pp.  
For Canada. 70¢
- 94-750 Industries by Sex, Showing Age, Marital Status, Level of Schooling and Class of Worker (3.5-3). Bil. 96 pp.  
For Newfoundland, Prince Edward Island, Nova Scotia and New Brunswick. \$1.40
- 94-751 Industries by Sex, Showing Age, Marital Status, Level of Schooling and Class of Worker (3.5-4). Bil. 48 pp.  
For Quebec and Ontario. \$1.05
- 94-752 Industries by Sex, Showing Age, Marital Status, Level of Schooling and Class of Worker (3.5-5). Bil. 96 pp.  
For Manitoba, Saskatchewan, Alberta and British Columbia. \$1.40
- 94-753 Industries by Sex, Showing Level of Schooling by Age, and School Attendance (3.5-6). Bil. 24 pp.  
For Canada. 70¢
- 94-754 Industries by Sex, Showing Period of Immigration, Birthplace and Ethnic Group (3.5-7). Bil. 64 pp.  
For Canada and provinces. \$1.05
- 94-755 Industries by Sex, Showing Age, Class of Worker and Number of Non-Canadian Born (3.5-8). Bil. 142 pp.  
For census metropolitan areas of Calgary, Chicoutimi-Jonquière, Edmonton, Halifax, Hamilton, Kitchener, London, Montreal, Ottawa-Hull, and Quebec (place of residence). \$2.10
- 94-756 Industries by Sex, Showing Age, Class of Worker and Number of Non-Canadian Born (3.5-9). Bil. 142 pp.  
For census metropolitan areas of Regina, Saint John (N.B.), St. Catharines-Niagara, St. John's (Nfld.), Saskatoon, Sudbury, Thunder Bay, Toronto, Vancouver, Victoria, Windsor and Winnipeg (place of residence). \$2.10
- 94-757 Industry Divisions and Major Groups by Sex Showing Age, Class of Worker and Number of Married Females (3.5-10). Bil. 44 pp.  
For census metropolitan areas (place of work).<sup>18</sup> \$1.05
- 94-758 Industries by Sex, Showing Occupation Major Groups (3.5-11). Bil. 48 pp.  
For Canada. \$1.05



### Volume III (Part 6) – Income of Individuals (3.6)

Cross-classifications of total and employment income by such characteristics as sex, age, marital status, period of immigration, source of income, work experience, schooling, weeks worked and occupation.

Complete set of reports (94-759 to 94-770), including titled cover binder. **\$12**

**94-759 Introduction to Volume III (Part 6) (3.6-1). Bil. 45 pp.**

Textual introductory materials, including definitions of terms used; notes on reliability of data and sampling variation; notes on methodology, comparability and other explanations considered necessary to a proper interpretation of the data; a summary concerning any known errors pertaining to the volume. **50¢**

**94-760 Income of Individuals by Sex, Age, Marital Status and Period of Immigration (3.6-2). Bil. 56 pp.**

For Canada, provinces, census metropolitan areas and census agglomerations of 25,000 and over. Period of immigration for Canada and regions only.<sup>18</sup> **\$1.05**

**94-761 Income of Individuals by Source (3.6-3). Bil. 36 pp.**

For Canada and provinces, urban and rural.<sup>18</sup> **\$1.05**

**94-762 Income of Individuals by Labour Force Activity, Work Experience, Age and Sex (3.6-4). Bil. 70 pp.**

For Canada, provinces, and census metropolitan areas. **\$1.40**

**94-763 Income of Individuals by Schooling, Age and Sex (3.6-5). Bil. 60 pp.**

Total income by schooling, age and sex for persons 15 and over and employment income by schooling, age and sex for persons who worked in 1970, for Canada and provinces, 1971. **\$1.05**

**94-764 Employment Income by Sex, Class of Worker by Age and Weeks Worked, Full- and Part-time (3.6-6). Bil. 34 pp.**

For Canada, provinces and census metropolitan areas. (Weeks worked data only.) **\$1.05**

**94-765 Employment Income by Sex, Occupation and Class of Worker (3.6-7). Bil. 50 pp.**

For Canada. **\$1.05**

**94-766 Employment Income by Sex and Occupation (3.6-8). Bil. 160 pp.**

For the provinces. **\$2.10**

**94-767 Employment Income for Full-time, Full-year Workers by Sex and Occupation (3.6-9). Bil. 150 pp.**

For Canada and provinces. **\$2.10**

---

See footnote(s) on page 190.

- 94-768 **Employment Income by Sex, Occupation and Schooling (3.6-10).** Bil. 20 pp.  
For Canada. 70¢
- 94-769 **Employment Income by Sex, Occupation and Schooling (3.6-11).** Bil. 164 pp.  
For the provinces. \$2.80
- 94-770 **Appendix (3.6-12).** Bil. 20 pp.  
Unit group titles corresponding to 4-digit occupation codes. 50¢

### **Volume III (Part 7) – Labour Force Activity: Work Experience (3.7)**

Cross-classifications of labour force activity and work experience by such characteristics as sex, age, schooling, marital status, period of immigration, including data on weeks worked in 1970, on employment and on usual hours worked.

Complete set of reports (94-771 to 94-784), including titled cover binder. \$12

- 94-771 **Introduction to Volume III (Part 7) (3.7-1).** Bil. 45 pp.  
Textual introductory materials, including definitions of terms used; notes on reliability of data and sampling variation; notes on methodology, comparability and other explanations considered necessary to a proper interpretation of the data; a summary concerning any known errors pertaining to the volume. 50¢
- 94-772 **Labour Force Characteristics by Selected Educational Characteristics and Sex (3.7-2).** Bil. 100 pp.  
Showing data on labour force activity and class of worker by level of schooling by age for Canada, provinces and census metropolitan areas, (activity data only) and data on labour force activity by vocational training for Canada, regions and provinces. \$2.10
- 94-773 **Labour Force Activity by Marital Status, Age and Sex (3.7-3).** Bil. 68 pp.  
For Canada, urban size groups, rural non-farm and rural farm, provinces, urban and rural and census metropolitan areas. \$1.40
- 94-774 **Female Labour Force Participation by Schooling, Marital Status, Age, and Presence of Children (3.7-4).** Bil. 36 pp.  
For Canada and regions. \$1.05
- 94-775 **Labour Force Participation of Married Females by Age (3.7-5).** Bil. 24 pp.  
For census divisions and municipalities 10,000 and over. 70¢
- 94-776 **Labour Force Participation by Period of Immigration, Age and Sex (3.7-6).** Bil. 24 pp.  
For Canada, urban size groups, rural non-farm and rural farm, for regions and for census metropolitan areas. 70¢

- 94-777 **Labour Force Activity and Work Experience by Marital Status, Age and Sex (3.7-7).** Bil. 56 pp. **\$1.05**  
For Canada and provinces.
- 94-778 **Weeks Worked in 1970 for Labour Force and Wage-earners by Sex<sup>17</sup> (3.7-8).** Bil. 50 pp. **\$1.05**
- 94-779 **Weeks Worked in 1970 by Selected Characteristics (3.7-9).** Bil. 20 pp.  
By age, school attendance and sex and for females by marital status.  
Canada and provinces; by level of schooling for Canada only. **70¢**
- 94-780 **Industry by Sex, Weeks Worked and Unemployment (3.7-10).** Bil. 58 pp.  
For Canada, provinces and census metropolitan areas (unemployment  
data only). **\$1.05**
- 94-781 **Occupation by Sex, Labour Force Activity and Weeks Worked (3.7-11).** Bil.  
60 pp. **\$1.05**  
For Canada.
- 94-782 **Occupation by Sex, Labour Force Activity and Weeks Worked (3.7-12).** Bil.  
164 pp. **\$2.80**  
For provinces and census metropolitan areas (unemployment data only).
- 94-783 **Hours Worked by Sex, Industry, and Occupation for Labour Force and  
Wage-earners (3.7-13).** Bil. 64 pp. **\$1.05**  
For Canada.
- 94-784 **Appendix (3.7-14).** Bil. 20 pp. **50¢**  
Unit group titles corresponding to 4-digit occupation codes.

### Advance Series — Economic Characteristics (AE)

- 94-785 **Labour Force Participation Rates by Age and Marital Status (AE-1).** Bil. 8 pp.  
For Canada, provinces and census metropolitan areas. **25¢**
- 94-786 **Labour Force Participation Rates by Level of Schooling and Sex (AE-2).** Bil.  
4 pp. **25¢**  
For Canada and provinces.
- 94-787 **Labour Force by Industry (AE-3).** Bil. 4 pp.  
Industry divisions by sex for Canada, provinces and census metropolitan  
areas. **25¢**

**94-788 Labour Force by Occupation (AE-4). Bil. 22 pp.**

Occupation by sex for Canada (showing total and census metropolitan area population). **50¢**

**94-789 Population 15 and Over by Income (AE-5). Bil. 8 pp.**

Distributions of total income in 1970 (Canada, provinces and census metropolitan areas) and employment income in 1970 (Canada and provinces) by sex. **25¢**

**94-790 Labour Force Activity by Sex (AE-6). Bil. 16 pp.**

Distribution of population, 15 years and over, by labour force activity for Canada, provinces, census metropolitan areas and census divisions. **50¢**

**94-791 Class of Worker and 1970 Wage Distribution by Sex (AE-7). Bil. 8 pp.**

Distribution of population, 15 years and over, by class of worker for Canada, provinces, and census metropolitan areas, and 1970 wage distribution of wage-earners in the labour force for Canada and provinces. **25¢**

**Special Series – Economic Characteristics (SE)****94-792 Occupation by Industry (SE-1). Bil. 240 pp.**

Experienced labour force by sex, showing detailed occupation by selected industries, for Canada, 1971. **\$3.50**

**94-793 Industry Trends, 1951-1971 (SE-2). Bil. 40 pp.**

Experienced labour force by sex, showing industry divisions, comparable major groups and classes as of 1971, for Canada and provinces, 1951-1971. **\$1.05**

**Census Tract Series**

Reports in the Census Tract Series present basic population, housing, household, family and labour force characteristics for statistical areas (i.e., census tracts) within each of 29 larger urban centres and census metropolitan areas. Two reports are being issued for each tracted centre – one providing distributions of 100 p.c. data ("A" series) and the other containing classifications of sample data ("B" series). Each report contains an index map outlining the locations of the census tracts for that particular area.

**"A" Series**

Census tract reports in the "A" series present basic distributions by age, sex, marital status, and mother tongue as well as family and household size and composition, and housing attributes of tenure, type of dwellings, number of rooms, and sanitary facilities.

**95-701 St. John's, Newfoundland (CT-1A). Bil. 8 pp. 25¢****95-702 Halifax, Nova Scotia (CT-2A). Bil. 8 pp. 25¢****95-703 Saint John, New Brunswick (CT-3A). Bil. 8 pp. 25¢**

95-704	Montreal, Quebec (CT-4A). Bil. 36 pp.	75¢
95-705	Quebec, Quebec (CT-5A). Bil. 16 pp.	50¢
95-706	Sherbrooke, Quebec (CT-6A). Bil. 8 pp.	25¢
95-707	Trois-Rivières, Quebec (CT-7A). Bil. 8 pp.	25¢
95-708	Brantford, Ontario (CT-8A). Bil. 8 pp.	25¢
95-709	Hamilton, Ontario (CT-9A). Bil. 16 pp.	50¢
95-710	Kingston, Ontario (CT-10A). Bil. 8 pp.	25¢
95-711	Kitchener and Guelph, Ontario (CT-11A). Bil. 12 pp.	50¢
95-712	London, Ontario (CT-12A). Bil. 12 pp.	50¢
95-713	St. Catharines-Niagara, Ontario (CT-13A). Bil. 12 pp.	50¢
95-714	Oshawa, Ontario (CT-14A). Bil. 8 pp.	25¢
95-715	Ottawa-Hull, Ontario, Quebec (CT-15A). Bil. 16 pp.	50¢
95-716	Peterborough, Ontario (CT-16A). Bil. 8 pp.	25¢
95-717	Sarnia, Ontario (CT-17A). Bil. 8 pp.	25¢
95-718	Sault Ste. Marie, Ontario (CT-18A). Bil. 8 pp.	25¢
95-719	Sudbury, Ontario (CT-19A). Bil. 8 pp.	25¢
95-720	Thunder Bay, Ontario (CT-20A). Bil. 8 pp.	25¢
95-721	Toronto, Ontario (CT-21A). Bil. 36 pp.	75¢
95-722	Windsor, Ontario (CT-22A). Bil. 12 pp.	50¢
95-723	Winnipeg, Manitoba (CT-23A). Bil. 16 pp.	50¢
95-724	Regina, Saskatchewan (CT-24A). Bil. 8 pp.	25¢
95-725	Saskatoon, Saskatchewan (CT-25A). Bil. 8 pp.	25¢
95-726	Calgary, Alberta (CT-26A). Bil. 8 pp.	25¢
95-727	Edmonton, Alberta (CT-27A). Bil. 12 pp.	50¢
95-728	Vancouver, British Columbia (CT-28A). Bil. 16 pp.	50¢
95-729	Victoria, British Columbia (CT-29A). Bil. 8 pp.	25¢

## “B” Series

Individual census tract reports in the “B” series contain data obtained in the 1971 Census on a sample basis (e.g., housing information on home values, rents, household facilities, etc., and population distributions on education, ethnic groups, religion, language, migration, occupation and industry groups, income, etc.).

95-731	St. John's, Newfoundland (CT-1B). Bil. 24 pp.	50¢
95-732	Halifax, Nova Scotia (CT-2B). Bil. 24 pp.	50¢
95-733	Saint John, New Brunswick (CT-3B). Bil. 24 pp.	50¢
95-734	Montreal, Quebec (CT-4B). Bil. 108 pp.	\$1.50
95-735	Quebec, Quebec (CT-5B). Bil. 48 pp.	75¢
95-736	Sherbrooke, Quebec (CT-6B). Bil. 24 pp.	50¢
95-737	Trois-Rivières, Quebec (CT-7B). Bil. 24 pp.	50¢
95-738	Brantford, Ontario (CT-8B). Bil. 24 pp.	50¢
95-739	Hamilton, Ontario (CT-9B). Bil. 48 pp.	75¢
95-740	Kingston, Ontario (CT-10B). Bil. 24 pp.	50¢
95-741	Kitchener-Guelph, Ontario (CT-11B). Bil. 36 pp.	75¢
95-742	London, Ontario (CT-12B). Bil. 36 pp.	75¢
95-743	St. Catharines-Niagara Falls, Ontario (CT-13B). Bil. 36 pp.	75¢
95-744	Oshawa, Ontario (CT-14B). Bil. 24 pp.	50¢
95-745	Ottawa-Ilull, Ontario-Quebec (CT-15B). Bil. 48 pp.	75¢
95-746	Peterborough, Ontario (CT-16B). Bil. 24 pp.	50¢
95-747	Sarnia, Ontario (CT-17B). Bil. 24 pp.	50¢
95-748	Sault Ste. Marie, Ontario (CT-18B). Bil. 24 pp.	50¢
95-749	Sudbury, Ontario (CT-19B). Bil. 24 pp.	50¢
95-750	Thunder Bay, Ontario (CT-20B). Bil. 24 pp.	50¢
95-751	Toronto, Ontario (CT-21B). Bil. 108 pp.	\$1.50
95-752	Windsor, Ontario (CT-22B). Bil. 36 pp.	75¢

95-753	Winnipeg, Manitoba (CT-23B). Bil. 48 pp.	75¢
95-754	Regina, Saskatchewan (CT-24B). Bil. 24 pp.	50¢
95-755	Saskatoon, Saskatchewan (CT-25B). Bil. 24 pp.	50¢
95-756	Calgary, Alberta (CT-26B). Bil. 24 pp.	50¢
95-757	Edmonton, Alberta (CT-27B). Bil. 36 pp.	75¢
95-758	Vancouver, British Columbia (CT-28B). Bil. 48 pp.	75¢
95-759	Victoria, British Columbia (CT-29B). Bil. 24 pp.	50¢

### Volume IV (Part 1) - Census of Agriculture (4.1)

Results of the 1971 Agriculture Census including summary tables for Canada showing numbers of farms, areas, tenure, crops, livestock, farm machinery, etc., detailed tables in separate reports for Newfoundland, Prince Edward Island, Nova Scotia and New Brunswick.

Complete set of reports (96-701 to 96-705), including titled cover binder.		\$12
96-701	Canada: Summary Tables (4.1-1). Bil. 200 pp.	\$2
96-702	Newfoundland (4.1-2). Bil. 180 pp.	\$2
96-703	Prince Edward Island (4.1-3). Bil. 170 pp.	\$2
96-704	Nova Scotia (4.1-4). Bil. 220 pp.	\$2
96-705	New Brunswick (4.1-5). Bil. 190 pp.	\$2

### Volume IV (Part 2) - Census of Agriculture (4.2)

Results of the 1971 Agriculture Census including detailed tables on numbers of farms, areas, tenure, crops, livestock, farm machinery, etc., in separate reports for Quebec and Ontario.

Two reports (96-706 and 96-707), including titled cover binder.		\$10
96-706	Quebec (4.2-1). Bil. 425 pp.	\$4.50
96-707	Ontario (4.2-2). Bil. 350 pp.	\$3.50



### **Volume IV (Part 3) – Census of Agriculture (4.3)**

Results of the 1971 Agriculture Census including detailed tables on numbers of farms, areas, tenure, crops, livestock, farm machinery, etc., in separate reports for Manitoba, Saskatchewan, Alberta and British Columbia.

Complete set of reports (96–708 to 96–711), including titled cover binder. \$10

96–708 **Manitoba** (4.3–1). Bil. 224 pp. \$2

96–709 **Saskatchewan** (4.3–2). Bil. 240 pp. \$2.50

96–710 **Alberta** (4.3–3). Bil. 224 pp. \$2

96–711 **British Columbia** (4.3–4). Bil. 250 pp. \$2.50

### **Volume IV (Part 4) – Agriculture: Socio-economic Characteristics of Farm Operators (4.4)**

Results of the 1971 Agriculture-Population Linkage programme showing basic and cross-classified socio-economic characteristics of farm operators.

Complete set of reports (96–712 to 96–714), including titled cover binder. \$8

96–712 **Basic Socio-economic Characteristics of Farm Operators** (4.4–1). Bil. 60 pp.  
For Canada and provinces. \$1.05

96–713 **Cross-classified Socio-economic Characteristics of Farm Operators** (4.4–2).  
Bil. 200 pp.  
For Canada and provinces. \$2.80

96–714 **Cross-classified Socio-economic Characteristics of Farm Operators with Off-farm Employment and Income** (4.4–3). Bil. 340 pp.  
For Canada, the provinces and the regions. \$4.90

### **Volume IV (Part 5) – Agriculture: Farm Operators' Families, Households and Dwelling Facilities (4.5)**

Results of the 1971 Agriculture-Population Linkage programme showing cross-classified socio-economic characteristics of farm operators' families, households and dwelling facilities.

Complete set of reports (96–715 to 96–717), including titled cover binder. \$6

96–715 **Cross-classified Socio-economic Characteristics of Farm Operators' Families** (4.5–1). Bil. 150 pp.  
For Canada and provinces. \$2.10

- 96-716 **Cross-classified Socio-economic Characteristics of Farm Operators' Households** (4.5-2). Bil. 70 pp.  
For Canada and provinces. \$1.40
- 96-717 **Cross-classified Socio-economic Characteristics of Farm Operators' Dwelling Facilities** (4.5-3). Bil. 130 pp.  
For Canada. \$2.10

### Advance Series – Agriculture (AA)

- 96-718 **Areas and Census-farms Reporting Field Crops<sup>3</sup>** (AA-1). Bil. 60 pp. 75¢
- 96-719 **Livestock and Poultry on Census-farms<sup>3</sup>** (AA-2). Bil. 60 pp. 75¢
- 96-720 **Farm Machinery and Equipment<sup>3</sup>** (AA-3). Bil. 60 pp. 75¢
- 96-721 **Census-farms by Size, Area and Use of Farm Land<sup>3</sup>** (AA-4). Bil. 60 pp. 75¢
- 96-722 **Census-farms by Economic Class; Farms with Sales of \$2,500 or More by Product Type<sup>3</sup>** (AA-5). Bil. 60 pp. 75¢
- 96-723 **Population, Tenure, Age and Residence of Operators, Type of Farm Organization<sup>3</sup>** (AA-6). Bil. 60 pp. 75¢
- 96-724 **Irrigation<sup>3</sup>** (AA-7). Bil. 60 pp. 75¢
- 96-725 **Vegetables, Fruits, Greenhouses, Nurseries and Mushrooms<sup>3</sup>** (AA-8). Bil. 60 pp. 75¢
- 96-726 **Fertilizer Use<sup>3</sup>** (AA-9). Bil. 60 pp. 75¢
- 96-727 **Number and Area of Census-farms<sup>3</sup>** (AA-10). Bil. 12 pp. 50¢
- 96-728 **Number and Area of Census-farms** (AA-11). Bil. 100 pp.  
For counties and subdivisions. \$1.50

### Selected Data for Census-farms Classified by Economic Class<sup>3</sup>

- 96-729 **Atlantic Provinces** (AA-12). Bil. 100 pp. \$1.50
- 96-730 **Quebec** (AA-13). Bil. 150 pp. \$1.50
- 96-731 **Ontario** (AA-14). Bil. 125 pp. \$1.50
- 96-732 **Western Provinces** (AA-15). Bil. 175 pp. \$2

- 96-733 Deleted from list of scheduled publications.
- 96-734 **Farm Operators by Economic Class of Farm Showing Such Characteristics as Sex, Age, Income, Schooling, Off-farm Employment (AA-17).** Bil. 104 pp.  
For Canada and provinces. **\$2.10**
- 96-735 **Data from the Post-Census Agriculture Sample Survey (AA-18).** Bil. 100 pp.  
**\$1.50**
- 96-736 **Forest Products from Census-farm Woodlots (AA-19).** Bil. 4 pp.  
For provinces. **25¢**

### (Merchandising and Service Establishments)

#### Volume VII — Retail Trade

Complete set of reports (97-701 to 97-707), including titled cover binder. **\$9**

- 97-701 **Introduction and General Review.** Bil. Approx. 40 pp.  
Description of the Census, definitions of terms used and descriptions of business classifications, analysis of results, samples of questionnaires, etc.  
**\$1.05**

#### Locations

- 97-702 **Provinces and Cities by Kind of Business.** Bil. Approx. 146 pp.  
Principal statistics by kind of business, Canada, provinces, census metropolitan areas, census agglomerations and cities of 25,000 population or over, 1971; by kind of business group, by selected trade, Canada and provinces, 1961, 1966, 1971.  
**\$2.10**
- 97-703 **Countries or Census Divisions, Cities and Towns.** Bil. Approx. 110 pp.  
Principal statistics by county or census division and incorporated places of 1,000 population and over; by kind of business group for incorporated places of 2,000 population and over; by kind of business group, by selected trade, by county or census division and incorporated places of 25,000 population and over.  
**\$2.10**
- 97-704 **Metropolitan Areas by Census Tracts.** Bil. Approx. 60 pp.  
Census metropolitan area and city, by census tract, by kind of business group; census tract maps.  
**\$1.05**
- 97-705 **Size of Business.** Bil. Approx. 106 pp.  
Retail trade by annual sales size by kind of business, personnel size by kind of business group, and ownership size for selected trades, Canada and provinces.  
**\$1.40**

- 97-706 **Miscellaneous Data.** Bil. Approx. 16 pp.

Gross margin and ancillary units by kind of business, Canada and provinces. 70¢

## Establishments

- 97-707 **General Statistics.** Bil. Approx. 36 pp.

Establishments by kind of business, form of organization by kind of business group and ownership size for selected trades, Canada; summary of operating revenue and expenditures, Canada and provinces. 70¢

## Preliminary Bulletin

- 97-712 **Business Locations.** Bil. 4 pp.

Retail trade by kind of business, Canada. 35¢

## Volume VIII — Wholesale Trade

Complete set of reports (97-721 to 97-725), including titled cover binder. \$6

- 97-721 **Introduction and General Review.** Bil. Approx. 40 pp.

Description of the census, definitions of terms used and descriptions of kind of business classifications. Analysis of results, samples of questionnaires, etc. \$1.05

## Locations

- 97-722 **Provinces by Kind of Business and Type of Operation.** Bil. Approx. 96 pp.

Principal statistics by kind of business and type of operation, Canada and provinces, 1971; wholesale trade by type of operation by kind of business group, Canada and provinces, 1961, 1966, 1971. \$1.40

- 97-723 **Counties or Census Divisions, Metropolitan Areas, Cities and Towns.** Bil. Approx. 87 pp.

Wholesale trade by kind of business group, census metropolitan area and census agglomeration; trade by county or census division and incorporated places of 5,000 population and over. \$1.40

- 97-724 **Size of Business and Ancillary Units.** Bil. Approx. 22 pp.

Wholesale trade by volume of trade, by ownership size, and ancillary units by kind of business, Canada; wholesale trade by personnel size, Canada and provinces. 70¢

## Establishments

- 97-725 **General Statistics.** Bil. Approx. 88 pp.

Establishments by kind of business, by type of operation and by kind of business, by form of organization, type of operation and kind of business group, by ownership size for selected trades, Canada; summary of operating revenue and expenditures, Canada and provinces. **\$1.40**

## Preliminary Bulletin

- 97-732 **Business Locations.** Bil. 4 pp.

Wholesale trade by kind of business, Canada. **35¢**

## Volume IX – Service Trades

Complete set of reports (97-741 to 97-747), including titled cover binder. **\$9.75**

- 97-741 **Introduction and General Review.** Bil. Approx. 40 pp.

Description of the Census, definitions of terms used and descriptions of kind of business classifications, analysis of results, samples of questionnaires, etc. **\$1.05**

## Locations

- 97-742 **Provinces and Cities by Kind of Business.** Bil. Approx. 146 pp.

Services by kind of business, Canada, provinces, census metropolitan areas, census agglomerations and cities of 25,000 population and over, 1971; by kind of business group, by selected trades, Canada and the provinces, 1961, 1966, 1971. **\$2.10**

- 97-743 **Counties or Census Divisions, Cities and Towns.** Bil. Approx. 106 pp.

Services by county or census division and incorporated places of 1,000 population and over; by kind of business group for incorporated places of 2,000 population and over; by kind of business group, by selected trade, by county or census division and incorporated places of 25,000 population and over. **\$2.10**

- 97-744 **Metropolitan Areas by Census Tracts.** Bil. Approx. 60 pp.

Services by census metropolitan area and city, by census tract, by kind of business group; census tract maps. **\$1.05**

- 97-745 **Size of Business.** Bil. Approx. 106 pp.

Services by annual receipts size by kind of business, by personnel size by kind of business group, and by ownership size for selected trades, Canada and the provinces. **\$2.10**

- 97-746 **Miscellaneous Data.** Bil. Approx. 12 pp.  
Services, ancillary units by kind of business, Canada and provinces. 70¢

### Establishments

- 97-747 **General Statistics.** Bil. Approx. 10 pp.  
Services by kind of business, form of organization by kind of business, and ownership size for selected trades, Canada; summary of operating revenue and expenditures, Canada and provinces. 70¢

### Preliminary Bulletin

- 97-752 **Business Locations.** Bil. 4 pp.  
Principal statistics by kind of business, Canada. 35¢

### Special Series — Geography (SG)

- 98-701 **Land Areas and Densities of Statistical Units (SG-1).** Bil. 64 pp.  
Showing land areas and population densities of census metropolitan areas and other agglomerations, census tracts, census divisions and subdivisions. 75¢
- 98-702 **Census Agglomerations (SG-2).** Bil. 157 pp. \$1.50

### Volume V (Part 1) — Profile Studies: Demographic Characteristics (5.1)

Studies of major trends and patterns revealed by the 1971 Census relating to population growth and general demographic characteristics of the population.

- Complete set of reports (99-701 to 99-711), including titled cover binder. \$12
- 99-701 **Population Growth in Canada (5.1-1).** Bil. \$1
- 99-702 **The Urban and Rural Composition of Canada's Population (5.1-2).** Bil. \$1
- 99-703 **The Age-Sex Structure of Canada's Population (5.1-3).** Bil. \$1
- 99-704 **Marital Status and Nuptiality in Canada (5.1-4).** Bil. \$1
- 99-705 **Migration in Canada (5.1-5).** Bil. \$1
- 99-706 **Fertility in Canada (5.1-6).** Bil. \$1
- 99-707 **Language in Canada (5.1-7).** Bil. \$1
- 99-708 **Educational Attainment in Canada (5.1-8).** Bil. \$1
- 99-709 **Ethnic Origins of Canadians (5.1-9).** Bil. \$1

99-710 **Canada's Religious Composition (5.1-10).** Bil. \$1

99-711 **Place of Birth and Citizenship of Canada's Population (5.1-11).** Bil. \$1

### **Volume V (Part 2) – Profile Studies: Economic Characteristics (5.2)**

Studies of major trends and patterns revealed by the 1971 Census relating to economic characteristics of the population 15 years of age and over.

Complete set of reports (99-712 to 99-722), including titled cover binder. \$12

99-712 **Labour Force Participation in Canada (5.2-1).** Bil. \$1

99-713 **Unemployment in Canada (5.2-2).** Bil. \$1

99-714 **Intensity of Employment in Canada (5.2-3).** (Cancelled)

99-715 **The Industrial Structure of Canada's Labour Force (5.2-4).** Bil. \$1

99-716 **Industrial Trends in Canada, 1951-1971 (5.2-5).** Bil. \$1

99-717 **Occupational Trends in Canada, 1961-1971 (5.2-6).** Bil. \$1

99-718 **The Occupational Composition of Canada's Labour Force (5.2-7).** Bil. \$1

99-719 **Where Canadians Work (5.2-8).** Bil. \$1

99-720 **Employment Income in Canada (5.2-9).** Bil. \$1

99-721 **Sources and Distribution of Canadian Income (5.2-10).** Bil. \$1

99-722 **Labour Force Migration in Canada. (5.2-11).** Bil. \$1

### **Volume V (Part 3) – Profile Studies: Families, Housing, Agriculture (5.3)**

Studies of major trends and patterns revealed by the 1971 Census relating to families, housing and agriculture.

Complete set of reports (99-723 to 99-731), including titled cover binder \$10

99-723 **Characteristics of Canadian Dwellings (5.3-1).** Bil. \$1

99-724 **Occupancy Patterns and Trends in Canadian Housing (5.3-2).** Bil. \$1

99-725 **The Family in Canada (5.3-3).** Bil. \$1



99-726	Incomes of Canadian Families (5.3-4). Bil.	\$1
99-727	The Household in Canada (5.3-5). Bil.	\$1
99-728	Canada's Livestock Industry (5.3-6). Bil.	\$1
99-729	Large Farms in Canada (5.3-7). Bil.	\$1
99-730	Structure of Canadian Farms (5.3-8). Bil.	\$1
99-731	Socio-economic Characteristics of Small Farm Operators in Canada (5.3-9). Bil.	\$1

### **Volume VI (Part 1) – Administrative Report (6.1)**

Detailed account of the organization, planning, methods and procedures of collecting, processing and disseminating the results of the 1971 Census of Canada.

One report (99-740), including titled cover binder. Bil.	\$8
--	-----

## FOOTNOTES

- <sup>1</sup> For Canada, provinces, census divisions, incorporated cities, towns and villages 10,000 and over, 1971.
- <sup>2</sup> For census divisions, incorporated cities, towns and villages 10,000 and over, and census metropolitan areas, 1971.
- <sup>3</sup> For provinces and counties.
- <sup>4</sup> For provinces by urban size groups, rural non-farm and rural farm, census divisions, municipal subdivisions of 10,000 and over, census metropolitan areas, and census agglomerations 25,000 and over.
- <sup>5</sup> For Canada, urban size groups, rural non-farm and rural farm, provinces, urban, rural non-farm and rural farm and census metropolitan areas.
- <sup>6</sup> For provinces, urban, rural non-farm and rural farm, municipalities 30,000 and over, census metropolitan areas and census agglomerations 25,000 and over.
- <sup>7</sup> By sex for Canada, and provinces, urban, rural non-farm and rural farm, provinces and census metropolitan areas, 1971.
- <sup>8</sup> For Canada, provinces, census divisions, incorporated centres and other municipal subdivisions 10,000 and over, census metropolitan areas and census agglomerations 25,000 and over.
- <sup>9</sup> For Canada, provinces, census metropolitan areas and census agglomerations 25,000 and over.
- <sup>10</sup> Same areas as shown in Footnote(9) except not for census agglomerations.
- <sup>11</sup> Same areas as shown in Footnote(8) except not for incorporated centres and other subdivisions.
- <sup>12</sup> Same areas as shown in Footnote(8) except not for census agglomerations 25,000 and over.
- <sup>13</sup> For Canada, provinces, urban size groups, rural non-farm and farm, census divisions, census metropolitan areas, census agglomerations 25,000 and over and municipal subdivisions 10,000 and over.
- <sup>14</sup> For Canada, provinces, urban size groups, rural non-farm and farm, and census divisions.
- <sup>15</sup> For census metropolitan areas, census agglomerations 25,000 and over, and municipal subdivisions 10,000 and over.
- <sup>16</sup> Same areas as in Footnote(13) except showing total urban and rural only.
- <sup>17</sup> Same areas as in Footnote(13) except not for rural and urban parts of provinces.
- <sup>18</sup> Indicates issuance of errata and/or occurrence of explanatory note(s) in the related Introduction to Volume.

### Non-Census Publications Containing Urban Data

- 11-001E **Statistics Canada Daily** (certain issues).
- 11-002E **Infomat** (certain issues).
- 11-003E **Canadian Statistical Review**.
- 11-202E **Canada Year Book**.
- 11-507E **Perspective Canada**.
- 13-207 **Income Distribution by Size in Canada**.
- 13-528 **Income Distribution by Size in Canada, 1965**.
- 13-529 **Income Distributions of Non-farm Families and Individuals in Canada, Selected Years, 1951-1965**.
- 13-536 **Statistics on Low Income in Canada, 1967**.
- 13-537 **Econometric Study of Incomes of Canadian Families, 1967**.
- 13-538 **Family Incomes (Census Families), 1967**.
- 13-541 **Socio-economic Characteristics of the Population age 14 to 24, 1967**.
- 13-544 **Income Distribution by Size in Canada, 1969**.
- 13-546 **Family Incomes (Census Families), 1969**.
- 13-547 **Incomes, Assets and Indebtedness of Families in Canada, 1969**.
- 13-552 **Incomes of Unemployed Individuals and Their Families, 1971**.
- 13-554 **Earnings and Work Experience of the 1971 Labour Force**.
- 21-003 **Quarterly Bulletin of Agricultural Statistics**.
- 22-001 **Coarse Grains Review**.
- 22-005 **Wheat Review**.
- 22-006 **Oilseeds Review**.
- 22-201 **Grain Trade of Canada**.
- 23-203 **Livestock and Animal Products Statistics**.
- 31-209 **Manufacturing Industries of Canada: Sub-provincial Areas**.
- 31-401 **Domestic and Foreign Control of Manufacturing Establishments in Canada**.

- 31-509 Industrial Migration in Ontario.
- 51-003 International Air Charter Statistics.
- 51-004 Aviation Statistics Centre Service Bulletin (certain issues).
- 51-203 Airport Activity Statistics.
- 51-204 Air Passenger Origin and Destination. Domestic Report.
- 51-205 Air Passenger Origin and Destination. Canada-United States Report.
- 51-207 International Air Charter Statistics.
- 51-501 Aviation in Canada, 1971. A Statistical Handbook of Canadian Civil Aviation.
- 53-219 Motor Vehicle, Part III, Registrations.
- 53-224 For-hire Trucking Survey.
- 54-002 Shipping Statistics.
- 54-003 Water Transport Service Bulletin (certain issues).
- 54-203 Shipping Report: Part II, International Seaborne Shipping.
- 54-204 Shipping Report: Part III, Coastwise Shipping.
- 54-206 Shipping Report: Part IV, Origin and Destination for Selected Ports.
- 54-207 Shipping Report: Part V, Origin and Destination for Selected Commodities.
- 55-201 Oil Pipe-line Transport.
- 56-001 Communications Service Bulletin (certain issues).
- 56-203 Telephone Statistics.
- 57-002 Energy Statistics Service Bulletin (certain issues).
- 57-203 Electricity Bills for Domestic, Commercial and Small Power Service.
- 57-206 Electric Power Statistics, Volume III - Inventory of Prime Mover and Electric Generating Equipment.
- 61-001 Cheques Cashed.
- 61-002 Commercial Failures.
- 61-201 Cheques Cashed in Clearing Centres.
- 61-205 Private and Public Investment in Canada.

- 62-005 Retail Prices and Living Costs Service Bulletin.
- 62-007 Construction Price Statistics. Monthly Bulletin.
- 62-008 Construction Price Statistics. Quarterly Report.
- 62-009 Consumer Price Indexes for Regional Cities.
- 62-010 Consumer Prices and Price Indexes.
- 62-530 Urban Family Expenditure, 1967.
- 62-531 Family Food Expenditure in Canada, 1969, Volume I.
- 62-532 Family Food Expenditure in Canada, 1969, Volume II.
- 62-535 Family Expenditure in Canada, Volume I. All Canada: Urban and Rural, 1969.
- 62-537 Family Expenditure in Canada, Volume III: Major Urban Centres, 1969.
- 62-540 Urban Family Expenditure on Shelter and Household Durables, 1971.
- 62-541 Urban Family Expenditure, 1972.
- 63-002 Department Store Sales and Stocks.
- 63-005 Retail Trade.
- 63-204 Traveller Accommodation Statistics.
- 63-205 Power Laundries and Dry Cleaning and Dyeing Plants.
- 63-207 Motion Picture Theatres and Film Distributors.
- 63-210 Retail Chain Stores.
- 63-220 Construction Machinery and Equipment Sales.
- 63-224 Market Research Handbook.
- 63-514 Market Research Handbook, 1969.
- 63-523 Funeral Directors, 1972.
- 64-001 Building Permits.
- 64-002 Housing Starts and Completions.
- 64-203 Building Permits.
- 66-001 Travel Between Canada and Other Countries.

- 66-201 Travel Between Canada and Other Countries.
- 66-202 Travel, Tourism and Outdoor Recreation.
- 68-203 Local Government Finance.
- 71-001 Labour Force.
- 71-202 Corporation and Labour Unions Returns Act, Part II, Labour Unions.
- 72-002 Employment, Earnings and Hours.
- 72-009 Local Government Employment.
- 72-202 Review of Man-hours and Hourly Earnings.
- 72-205 Federal Government Employment in Metropolitan Areas.
- 72-206 Employment, Earnings and Hours, Seasonally Adjusted Series.
- 72-504 Employment Indexes, Average Weekly Wages and Salaries, Average Weekly Hours and Average Hourly Earnings, Monthly and Annual Statistics, Historical Series, January 1961-May, 1965.
- 72-507 Inventory of Federal Government Company and Establishment Surveys Collecting Labour Data, 1968.
- 72-512 Guide to Federal Government Labour Statistics, 1972.
- 72-601 Earnings and Hours of Work in Canada: Retail Trade Industry, 1970.
- 72-602 Accommodation, Food and Recreational Services, Employment, Earnings and Hours of Work, 1972.
- 73-001 Statistical Report of the Unemployment Insurance Act.
- 81-001 Education, Science and Culture Division Service Bulletin (certain issues).
- 81-204 Fall Enrolment in Universities and Colleges.
- 81-205 Public Libraries in Canada.
- 81-206 University and College Libraries in Canada.
- 81-211 Degrees, Diplomas, Certificates Awarded by Degree-granting Institutions.
- 81-217 Enrolment and Staff in Schools for the Blind and the Deaf.
- 81-219 Tuition and Living Accommodation Costs at Canadian Universities.
- 81-222 Enrolment in Community Colleges.

- 81-224 Continuing Education, Part I: Elementary-secondary Institution.
- 81-225 Continuing Education, Universities.
- 81-230 Universities and Colleges of Canada.
- 81-239 Students in Public Trade Schools and Similar Institutions.
- 81-240 Short Guide to Canadian Universities and Colleges.
- 81-545 Survey of Education in the Atlantic Provinces, 1969-70.
- 81-546 Survey of Education in the Western Provinces, 1969-70.
- 81-547 Education in the Atlantic Provinces, 1970-71.
- 81-549 Education in Canada's Northland.
- 81-550 Century of Education in British Columbia: Statistical Perspectives, 1871-1971.
- 81-554 Directory of Museums, Art Galleries and Related Institutions, 1972.
- 81-557 Education in the Western Provinces, 1971-72.
- 81-558 Music Competition Festivals, 1971.
- 81-559 University Education Growth, 1960-61 and 1971-72.
- 81-561 Socio-cultural Characteristics of Elementary and Secondary Students, 1971.
- 81-562 Directory of Private Elementary and Secondary Schools, 1971-72.
- 82-201 Annual Report of Notifiable Diseases.
- 82-518E Illness and Health Care, 1950-51.
- 83-201 List of Canadian Hospitals and Related Institutions and Facilities.
- 83-205 Mental Health Statistics, Volume III: Institutional Facilities, Services and Finances.
- 83-208 Mental Health Statistics, Volume II: Patients in Institutions.
- 83-221 List of Special Care Facilities.
- 83-519 Non-institutional Special Care Facilities and Programs, 1971-72.
- 84-204 Vital Statistics, Volume I: Births.
- 84-205 Vital Statistics, Volume II: Marriages and Divorces.



- 84-206    **Vital Statistics, Volume III: Deaths.**
- 84-528    **Suicide Mortality, 1950-1968.**
- 84-530    **Canadian Suicide Ratios by Local Areas and by Urban Centres, 1970-1972.**
- 85-201    **Statistics of Criminal and Other Offences.**
- 85-202    **Juvenile Delinquents.**
- 85-204    **Police Administration Statistics.**
- 85-205    **Crime and Traffic Enforcement.**
- 85-207    **Correctional Institution Statistics.**
- 91-207    **Estimated Population of the Census Metropolitan Areas of Canada.**

## PART II

### UNPUBLISHED INFORMATION

Part II of this Catalogue consists of two main elements, data files and information apart from data files which is generally described as unpublished information. This latter is information which may be useful to a limited number of individuals or organizations, but which is not published because the interest in it is not considered to be sufficiently broad.

Data files include summary tapes, punch card decks and micro data files. These latter are files of individual survey records which have been stripped of any information tending to identify the individual, family, household, etc., to which the record relates.

Unpublished information includes special tabulations, copies of special statements, computer print-outs, and so on. Some unpublished non-statistical information, technical papers and maps such as census maps are also available.

Like all information issued by Statistics Canada, however, data files and unpublished information are subject to the limitations of the Statistics Act which prevents the disclosure of information tending to identify individual persons or companies.

In instances where a request for unpublished information or a data file can be met without a considerable amount of time and effort, there is no charge. In some cases where the work to be done is substantial, a charge may be made. In still other cases a standard charge is made. Where charges are not specified in this Catalogue an estimate of cost will be provided before the work is undertaken.

Some of the classifications in use in the bureau can be made available in machine-readable form. Those interested

in acquiring such material should apply in the first instance, to the Standards Division, Statistics Canada, Ottawa K1A 0T6. Otherwise, your dealings would be with the subject area division which produces the information you are interested in or with the Regional Advisor in your region listed on page 12 of this Catalogue.

#### CANSIM®

CANSIM (Canadian Socio-Economic Information Management System) is the Statistics Canada computerized data bank and its supporting software.

**Interactive System Users' Manual.** E. and F. This manual contains the information necessary to use the Interactive System.

**Summary Reference Index.** E. and F. This index is a summary of the data in CANSIM. It provides a key to the Series Directory and is the first step in locating and obtaining time series from the system. Free on request.

**Main Base Series Directory.** E. and F. This Directory is a detailed guide to the data on the CANSIM Main Base. For each series it gives the series title, the start date, source of the data, and other descriptive material.

Amendments are made periodically to the Directory as more series are added to the base. These are included in the price of the Directory. The Directory is published in three volumes. **\$30.00**

**Mini Base Series Directory.** E. and F. The CANSIM Mini Base, which is available at various secondary distributors,

---

®Registered Trade Mark of Statistics Canada

contains a subset of the data in the CANSIM Main Base. The Mini Base Series Directory is a detailed guide to the data on the CANSIM Mini Base. For each series it gives the series title, the start date, source of the data, and other descriptive material.

Amendments are included in the price of the Directory. **\$10.00**

For further information on availability and cost of the series from CANSIM or to obtain the CANSIM Summary Reference Index, CANSIM Main Base Series Directory, CANSIM Mini Base Series Directory, or the CANSIM Interactive System Users' Manual, telephone (613) 995-7406 or write CANSIM, Statistics Canada, R.H. Coats Building, Ottawa, K1A 0Z8.

### **DATABANK 73 and MASSAGER 73**

These two programs and the related documentation are the responsibility of Statistics Canada. The programs may be purchased for \$52 each and manuals for \$6 each. Submit orders to:

Computel Systems Limited,  
1200 St. Laurent Boulevard,  
Ottawa, Ontario.  
K1K 3B8

### **Capital and Repair Expenditures**

Annual capital and repair expenditures for the sub-industries of the major S.I.C. groups of manufacturing in the years 1960 to 1975 are available from the Capital Expenditures Section, Construction Division, Statistics Canada, Ottawa K1A 0T6.

### **Census**

For the 1971 Census a central service area was established to assist users to obtain census data. In addition to the published reports listed in this catalogue, there are numerous other special prod-

ucts or services available, and a variety of forms in which statistics can be supplied. General descriptive information, consultation and technical documentation related to the conduct of the census and on the processing of the data, pre-planned and special products, prices and availability can be obtained by writing or telephoning to:

Census User Inquiry Service,  
Statistics Canada,  
Ottawa K1A 0T7  
Telephone (613) 996-5254

When making a request, users should specify clearly the materials or subject-matter characteristics desired and the geographic or geo-administrative areas for which the census data are required. In some cases, the general nature of the problem, hypothesis, or project might assist in determination of their availability.

The major products and services available through the User Inquiry Service are outlined in the following sections.

#### **Agriculture**

Users solely concerned with Census of Agriculture data or methodology may wish to contact directly

Census of Agriculture,  
Statistics Canada,  
Ottawa K1A 0T7  
Telephone (613) 994-9855

#### **Computer Print-outs and Microfilm**

In addition to the tabular results released in the form of reports or bulletins, a large number of tables were produced in the form of computer print-outs. These tabulations were micro-filmed and their contents can be made available as photocopies or on microfilm, subject to confidentiality constraints. Data in these formats are individually prepared on request and a charge to cover the cost of reproduction is made.

Microfilm of the foregoing tabulations are on 16-millimeter diazo film and are supplied in conventional 100-foot rolls (1,500-2,500 images). Silver copies are available on a special order basis.

In most cases, more than one tabulation will be found on an individual roll of microfilm. However, only complete rolls are supplied. Cartridges and cartridge loading are the customer's own responsibility. More information can be obtained by contacting the Census User Inquiry Service.

### Maps and Geographic Reference Materials

Large scale maps depicting the boundaries of the 1971 Census enumeration areas and other statistical areas can be purchased. These include an urban map series, a rural map series and a census tract map series showing enumeration areas (i.e. the territory covered by each enumerator in taking the census). In addition, various small scale maps are available depicting census divisions and other statistical areas. Maps from the 1971 Census are also available on 35-millimeter microfilm. A detailed list of the reference maps indicating scales, dimensions and costs can be obtained by requesting "Availability of Reference Maps 1971, Census Field". (G-71).

Official Lists, identifying the composition of administrative and statistical areas (i.e. counties, cities, towns, villages, municipalities, census tracts, metropolitan areas and census agglomerations) in terms of the component enumeration areas and census codes, are available at nominal cost.

Street Indexes providing the link between civic addresses and enumeration areas (and census tracts where they exist) were compiled for 59 centres in

the year preceding the 1971 Census and are available in published form and on magnetic tape. Indexes for 37 of the largest centres have been updated as of June 1, 1971 and are available at nominal cost in the form of computer printouts and also on computer tape.

### Magnetic Tape Files

Area Master Files describe the street network and other physical features as defined by means of geographic coordinates within a designated area. Presently there are 16 census metropolitan areas for which this file is available.

Cartlib is a geographic boundary file of Census divisions and Census tracts in a format usable by computer mapping programmes.

The GEOGRAPHY TAPE FILE links the smallest unit of collection, namely Enumeration Areas and corresponding centroids to all higher level geographic codes such as Federal Electoral Districts, Municipalities, Counties, Cities, Towns, Villages, etc. for all of Canada. This file also provides a linkage between Census and Standard Geographic Codes.

Other general reference materials available include Enumeration Area and Census Tract Descriptions, changes in Municipal Boundaries, Census Tract and Enumeration Area Correspondence Tables.

### User Summary Tapes

A large number of tables were produced and are available on computer tapes. The tape files contain tabulated data and usually have more detail than is provided in printed reports. The summary tapes allow users to aggregate the tabulations either on a geographic basis or by combining data cells. They are available for a variety of geographic areas including enumeration areas (225-500 persons), census tracts (2,000-4,000 persons) and municipalities (Population 5,000 and over).

The tape files are organized to provide Canada-wide coverage for a particular geographic level. Separate tape series have been produced for the short 2A-form (100 % coverage) questions, the long 2B-form (1/3 sample) questions, and for the census of agriculture. Additionally for the first time, micro data in the form of public use sample files based on 1 % sample of the 1971 Census are also available.

In addition to tapes containing tabulated information from the census questions, several tapes containing supplementary geographic data are available. The most commonly used are the Geography Tape and the Statistical Area Boundary File (CARTLIB). The former contains the complete higher level geographic codes for all enumeration areas (which is the smallest collection unit) and the latter contains a machine-readable base map (geographic boundaries) for computer mapping of census tracts and census divisions. Other files include area master and street index files.

### Special Tabulations

Insofar as confidentiality constraints permit, Statistics Canada will produce for users, at cost, special computer tabulations not included in the main programme. In most cases, these special tabulations will be produced using the Geographically Referenced Data Storage and Retrieval System (GRDSR) commonly known as Geocoding. The GRDSR system is designed to provide flexibility in cross-tabulation and specification of the geographical areas (i.e., user defined areas) for which special tabulations are to be produced.

Special tabulations can be produced in hard copy (print-out) form, or on magnetic tape. Cost estimates will be provided upon submission of the tabulation specifications. Users desiring special tabulations are requested to be as precise as possible in describing their requirements. Essential specifications are: the

exact variables or characteristics required; the set of responses or categories to be reported for each characteristic; and the specific geographic units for which data are to be tabulated. An illustration of the desired table layout and acceptable alternatives for any of the above will facilitate understanding of the specifications and processing of requests. Turn-around time for such requests will depend upon the complexity of the tables and availability of resources and the demand. Contracts and prepayment or deposits may be required.

### How to Order

Maps, print-outs, microfilm, computer tapes and special tabulations:

- (1) Requests for all materials other than printed reports should be addressed to: User Inquiry Service, Census Field, Statistics Canada, Ottawa K1A 0T7. Please note that Deposit Accounts established with Supply and Services Canada for regular publications CANNOT be used for these materials.

Maps, tabulations and microfilm can be ordered from the indexes available from the User Inquiry Service or by specifying the nature of the data required. Orders for summary tapes should indicate the type of computer, recording density, decimal representation (packed or external) and label requirements, if any. Documentation detailing record length, block size and record layouts is available for all files.

- (2) Prices for special materials (subject to revision) are:
  - photocopies of computer print-outs - 20¢ per page
  - microfilm: - tabulations -  
16mm. diazo -  
\$4.65 per roll

- maps: 35mm. diazo - \$5.75 per roll  
(microfilm also available as silver duplicates)
- computer summary tapes - \$55 per reel (includes cost of 2,400-foot reel of magnetic tape)
- special tabulation prices are individually estimated and pre-payment usually required and contract forms indicating terms of payment will be provided.

Note: Advance payment may be requested.

#### **Bibliography of Papers and Reports in the Census Field Internal Series**

This bibliography covers works produced in the Census Field in the period 1965-1975, and is the sequel to "A Bibliography of Canadian Demography, Technical Paper No. 5 (1966)." The bibliography lists reprints of articles which staff members publish in journals or in official proceedings of conferences; analytical and technical memoranda dealing with technical aspects of census information; working papers and research memoranda, which contain tentative ideas and discussions of a wide range of census subjects; planning and procedural memoranda, which provide a means for the dissemination of information pertaining to census plans and procedures; and results memoranda which provide detailed descriptions of census operations or procedures. Updates to this bibliography will be issued as required. Requests for copies should be forwarded to: Manuals Unit, Census Field, Statistics Canada, Ottawa K1A 0T7.

#### **GRDSR: Facts by Small Areas, An Introduction**

This 21-page brochure describes the GRDSR (Geographically Referenced Data Storage and Retrieval) system as a

method of assembling statistical information by user-specified areas. Copies can be obtained from User Inquiry Service, Census Data Dissemination Division, Census Field, Statistics Canada, Ottawa, telephone 996-5254.

#### **Geocoding: Guidelines for Requesting Geographical Areas**

This 30-page user manual provides detailed instructions to the user on how to outline or describe geographical areas of interest. The request would then be processed through the GRDSR system to extract custom-made census data tabulations. Copies can be obtained from User Inquiry Service, Census Data Dissemination Division, Census Field, Statistics Canada, telephone 996-5254.

#### **Consumer Income**

Micro data files are available for the years 1971 and 1973 and the intention is to release such files from surveys with larger samples (e.g. 1975, etc.). Inquiries about this material as well as requests for special tabulations should be directed to: Data Dissemination Consumer Income and Expenditure Division, Statistics Canada, Ottawa, Ontario K1A 0T6, or telephone 992-4742, Area Code 613.

#### **Education**

The Education, Science and Culture Division provides statistics, commentary and analysis in a series of publications ranging from occasionals to annuals, plus a number of special studies.

A Service Bulletin presents tables and text using the most recent data available or preliminary figures, on current topical issues in education.

The Division is developing computerized educational information systems. These systems provide users with the capability to access data files and request



tables not produced by the division. The requests however, necessarily operate under the secrecy requirements of the Statistics Act. At present there are several operational systems:

University Student Information System (USIS);

Community College Student Information System (CCSIS);

Elementary-Secondary Teacher System (ESTS);

University and College Academic Staff System (UCASS), and several others.

Requests for further information should be directed to the Education, Science and Culture Division, Statistics Canada, Ottawa, Ontario K1A 0T6, telephone 995-9690, area code 613.

## External Trade

### Imports – Tariff Item Summary

Monthly tabulations (Imports by tariff item by countries – monthly and cumulative):

\$180 per year

\$25 per month (except December)

\$60 month of December

Monthly statements – prepared from the monthly tabulations – for specified tariff items:

\$2 per tariff item per month.

Exports – Region of Lading – (commodity group, by region of lading, by region of customs clearance, by country).

Quarterly tabulations:

\$140 per year

Annual tabulations:

\$80

Imports, Province of Customs Clearance; and Exports, Province of Lading or Clearance

Monthly tabulations – (commodity by province of customs clearance):

\$12 per annum for the first commodity.

\$4 per annum for each additional commodity.

Quarterly tabulations – (commodity by province of customs clearance, by countries):

\$4 per annum for each commodity.

Annual tabulations – (commodity by province of customs clearance, by countries):

Cost available on request: minimum charge \$30 per printout.

### Imports or Exports – Commodity Division or Group Summary

Monthly tabulations:

2-digit (division) by country

3-digit (group) by country

Cost available on request.

### Imports or Exports

Annual tabulations:

Province by commodity, by country

Group of provinces, by commodity, by country

Cost available on request.

### Imports or Exports – Standard International Trade Classification

Quarterly tabulations – (commodity by country). Cost available on request.

### Exports – Domestic Exports to the U.S.

Commodity group by Census Subdivision of consignment in the U.S. by region of lading in Canada:

Quarterly tabulations:

\$100 per annum for first subscription

\$25 per annum for second subscription to same consignee

Annual tabulation:

\$60

### Imports – Concordance Between T.I., M.C.C., S.I.T.C., B.T.N.

A set of four volumes has been prepared for domestic and international use.

The volumes consist of computer print-outs of a concordance from Canada



Tariff Item via the Import Commodity Classification to the Standard International Trade Classification and thence to the Brussels Tariff Nomenclature. In the four volumes each series is presented in turn in numeric order and its relationship to the other three series is shown.

The concordance is updated each year and is available at \$35 per set of two selected volumes or \$70 for a complete set of the four volumes.

#### **Exports – Convertibility Index Between X.C.C. and S.I.T.C.**

A set of two volumes has been prepared for domestic and international use.

The volumes are in X.C.C. order and S.I.T.C. order and they are available at \$15 Can. per set.

#### **Imports or Exports – Special Studies**

On request, special studies of import and export commodities can be undertaken to provide a finer breakdown of any published commodity class, subject to the availability of appropriate descriptions on customs documents and also to the secrecy provisions of the Statistics Act. Studies are priced on a cost recovery basis in addition to a \$50 per class feasibility study charge.

Following receipt of request, the subscriber will be informed about what information he could expect, how soon a detailed survey could be undertaken and its cost.

Requests for additional information concerning these services should be directed to the Special Information Section, External Trade Division, Statistics Canada, Ottawa, telephone 992-0514 or 992-8896, area code 613.

#### **Other Information**

Computer tapes with the same information published in regular reports are available to users interested in obtaining

revised time series of selected commodity classes or collating with related economic data. Also available on tape is information tailored to user's specifications, e.g. by mode of transport, region of lading, etc.

#### **Microfiche**

Commencing January 1975 a new subscription service was made available to users of Trade of Canada data. This constitutes complete copies on microfilm of regularly published reports. Micro-filming facilitates easier access and quicker dissemination of information as well as enormous space savings. For example, the detailed monthly report "Exports by Commodities" (Catalogue 65-004) reproduced on three microfiches can be delivered to users approximately one month before the printed report.

#### **Reconciliation of United States-Canada Trade Statistics**

The United States-Canada Trade Statistics Committee has published two reports containing information on the methods and results of the bilateral research program on the reconciliation of the two country's counterpart trade figures for the years 1970-1972. These reports were published jointly by the U.S. Department of Commerce, Bureau of the Census, Washington, D.C., and Statistics Canada. Copies can be obtained from the External Trade Division, Statistics Canada.

#### **Family Expenditure**

Some unpublished tabulations, from the 1969 family expenditure survey is available, a list of which will be supplied on request. Unpublished tabulations are also available from some of the earlier surveys. Inquiries should be directed to the Family Expenditure Section, Consumer Income and Expenditure Division, Statistics Canada, Ottawa, Ontario K1A 0T6.

## Financial Flow Accounts

For the convenience of users, a complete set of historical series, printed in loose-leaf binder form and covering the period I Q 1962 to IV Q 1973 is available upon request. Included are annual matrices, quarterly time series for all sectors and sub-sectors and time series for all major categories. These data reflect all revisions and conceptual changes in the Financial Flow Accounts up to 2 Q 1974. All inquiries should be directed to: Financial Flows Section, 21st floor R.H. Coats Building, Statistics Canada, Ottawa K1P 0Z8.

Complete historical series are also available on CANSIM from I Q 1962 to date. Data for the current quarter are placed on CANSIM at approximately the same time as the "Second Advance Release of the Financial Flow Accounts", about one month prior to the release of the main publication.

## Highly Qualified Manpower Survey

In 1973 there was a survey of university graduates in Canada, based on replies to the 1971 Census. Ninety tables are available, providing information on the education, occupation, sex, mother tongue, place of birth, industry, residence, income and marital status of 630,600 university graduates. The tables are available, on microfilm, through the Census Data Dissemination Division.

## Household Facilities and Equipment

Following is a list of unpublished data which can be obtained upon request:

2. Households with T.V. sets, showing number with telephones and radios.

### A. Canada, by Province

1. Households with radios, showing number with telephones and T.V. sets.

### B. Canada, by Urban-rural Categories – Percentage of Households Having Certain Facilities and Equipment.

1. Principal heating equipment and fuel; fuel used for piped hot water supply.
2. Water supply and plumbing facilities.
3. Household appliances (cooking equipment, electric refrigerators, home freezers, electric washing machines, electric clothes dryers).
4. Telephones, radios, T.V. sets (total, black and white and colour) and record-playing equipment.
5. Automobiles and automobile radios.
6. Miscellaneous household equipment (1974 – air conditioners, automatic dishwashers, outboard motors, electric floor polishers, snow blowers, lawn mowers, overnight camping equipment, boats, and vacation homes).

### C. Metropolitan Areas with 50,000 or More Households – Percentage of Households Having Certain Facilities and Equipment.

1. Principal heating equipment and fuel; fuel used for piped hot water supply.
2. Household appliances (cooking equipment, electric refrigerators, home freezers, electric washing machines, electric clothes dryers).
3. Telephones, radios, T.V. sets (total, black and white and colour) and record-playing equipment.
4. Automobiles and automobile radios.
5. Miscellaneous household equipment (1974 – air conditioners, automatic dishwashers, outboard motors, electric floor polishers, snow blowers, lawn mowers, overnight camping equipment, boats, and vacation homes).

#### D. Technical Papers

1. Historical revisions based on 1971 Census data are available for the years 1967-1971.
2. For 1974 a report presenting sampling error estimates is available on request.

A micro data file is available for 1972 containing household facilities information and household income data obtained by linkage from Survey of Consumer Finances.

Requests for this information should be sent to Data Dissemination, Consumer Income and Expenditure Division, Statistics Canada, Ottawa. The telephone number is 992-4742, Area Code 613.

#### Justice Statistics

Much more data and information is available within the Justice Statistics Division than is published.

The particular areas in which detailed information is readily available for research and analysis by interested persons and organizations are: divorce, homicide, the murder of police and custodial officers, the use of firearms in the commission of murder, court statistics and bail reform survey statistics.

Inquiries are invited and they should be directed to the Research Section, Justice Statistics Division, Statistics Canada, R.H. Coats Building, Tunney's Pasture, Ottawa, Canada; telephone 995-0855, Area Code 613.

#### Input-Output Tables

Input-Output tables for the years 1961-66 have been completed and published at two levels of aggregation, small and medium. Work is underway on the compilation of annual tables for the years 1967 to 1971. A feature of the Input-Output tables for the 1970's will be a greatly expanded number of commodities (more than 1,700); the number of indus-

tries will accord, in most cases, with the 4-digit level in the 1970 Standard Industrial Classification (S.I.C.). For historical continuity, a concordance has been prepared between the input-output commodity classification and the principal commodity classification as well as between the Input-Output industry classification, the 1960 S.I.C. and the 1970 S.I.C.

There is also work underway to prepare constant price Input-Output tables. Analysis of constant price equivalents may necessitate some revisions in the current price commodity balances. Such revisions to the 1961-66 data will be released with the Input-Output tables for 1967-71. It is planned to have the current price tables for the years 1967-71 completed by mid-1976, with the constant price results to follow by the end of the year.

Inquiries should be directed to the Input-Output Division, Statistics Canada, Ottawa, telephone 995-0631, area code 613.

#### Labour

Unpublished employment data by county (Census Division) are available from special tabulations. Enquiries in this regard should be directed to the Monthly Employment, Payrolls and Labour Income Section, Labour Division, Statistics Canada.

#### Labour Force Statistics

Monthly estimates of the population, labour force, employed, unemployed, not in the labour force, unemployment rates and participation rates are given, including numerous cross-classifications by age, sex, region and province, agricultural and non-agricultural industries, occupation, hours worked, number of months looking for work, and reason for absence from work. Sub-provincial data are also provided.

In addition the results of the monthly labour force survey and some of the associated special surveys carried out in conjunction with it are available in micro data form for the reference period July, 1973 onwards.

Detailed information may be found in *The Labour Force* (Catalogue No. 71-001). Enquiries should be directed to the Data Dissemination Unit, Labour Force Survey Division, Statistics Canada, Ottawa, Ontario. The telephone number is 992-4563, Area Code 613.

### Manufacturing

Principal statistics of the manufacturing industries are available on user-supplied computer tapes as follows:

- (a) Canada and provinces by twenty industry groups, 1949-1961 based on the 1948 Standard Industrial Classification for 1949-1960, on the 1960 revision of the S.I.C. for 1957-1961.
- (b) Canada and provinces by industry group and industry for 1961-1971, based on the 1960 revision of the S.I.C. as modified in the 1969 Census of manufactures. (Certain of the Canada-level data are also available from CANSIM.)
- (c) Canada and provinces by industry group and industry for 1970 to latest available, based on the 1970 revision of the S.I.C.

For information and current prices, contact Regional and General Analysis and Development Section, Manufacturing and Primary Industries Division, Statistics Canada, Tunney's Pasture, Ottawa, K1A 0T6; telephone 996-4991.

There are some tabulations available for 1961 and 1966 data making them comparable with the 1971 definitions of the Census Metropolitan Areas and Economic Regions. For information, contact Regional and General Analysis and Development Section, Manufacturing and Primary Industries Division, Statistics Canada, Tunney's Pasture, Ottawa K1A 0T6.

### Merchandising and Services

In addition to its regular publication program, the Merchandising and Services Division undertakes and produces a number of special tabulations.

The resulting data may be published in the Statistics Canada *Daily* or *Infomat*, as in the case of a semi-annual report on hotel receipts (based on a panel of large hotels with 50 or more rooms), or included in the Merchandising and Services "Bulletin", which is published at irregular intervals throughout the year. Other articles of interest appear from time to time in the *Canada Year Book*, or the *Canadian Statistical Review*.

Requests for further information on these special studies and other related projects should be sent to the Director, Merchandising and Services Division, Statistics Canada, Ottawa, Ontario K1A 0T6. The telephone number is 996-9295, Area Code 613.

### National Income and Expenditure Accounts

The Gross National Product Division produces a computer printout on a quarterly basis of the National Income and Expenditure Accounts, commonly referred to as the GNP Tables. These printouts are available, together with an analysis of the quarter from the Division at a nominal cost of \$5.00 each quarter. Users of the CANSIM Interactive System can also retrieve the tabular material by using the Command "GNP".

### Prices

Five new reports have been added to the catalogue listing, viz., **Consumer Prices and Price Indexes** (62-010); **Industry Price Indexes** (62-011); **Construction Price Statistics, Quarterly Report** (62-008); **Construction Price Statistics, Monthly Bulletin** (62-007); and **Consumer Price Indexes for Regional Cities** (62-009).

The first three publications replace the now discontinued *Prices and Price Indexes* (62-002), and permit publication of a comprehensive set of price statistics. In addition to providing construction price statistics on a regular basis, the fourth publication introduces new series and replaces *Service Bulletin* 52-006. The third publication provides users with a set of consumer price indexes for regional cities on a regular basis.

In addition to the published price statistics, a variety of unpublished statistics are available on request. To supplement the information contained in published reference documents some technical statements are available. These statements include guidelines respecting the various uses of price statistics, e.g., the use of price statistics in escalation contracts.

If additional work is required to make available unpublished information a fee will be charged. Requests for additional information about the foregoing unpublished material should be directed to the Prices Division, Statistics Canada, Tunney's Pasture, Ottawa, telephone 994-9051, Area Code 613.

## Standards

### Economic Classifications

**Draft Standard Classification of Services.** A handbook for classifying intangible economic goods on the basis of the nature of the goods. The classification has roughly 600 items in seven sections. Indexed, English only, August, 1973, Bulletin #5.

### Goods and Services (Commodities) Classifications

**Standard Commodity Classification** computer list equivalents of the companion Volume II, *Classified Index* and Volume III *Alphabetical Index*. These lists of approximately 30,000 items pro-

vide supporting detail to Volume I, *The Classification*, catalogue 12-502. Lists are available in English only.

**Principal Commodity Groups** is a purposeful list of 1539 homogeneous goods categories based upon industry of origin. It is primarily designed for supply and disposition analysis of materials used, manufactured goods and goods imported into Canada. English only. French equivalent in preparation.

**Principal Commodity Groups by industry of origin** (as noted above) cross-indexed to the following structures: *Standard Commodity Classification* (Catalogue 12-502); *Industrial Commodity Classification* (Catalogue 12-541); *Trade of Canada Commodity Classification* (Catalogue 12-520F). The cross-indices to the exports and imports classifications are under revision. English only.

**Classification of (1) Automatic Data Processing Hardware and (2) Computer Services.** These two classifications have been developed to provide a common framework for compilation and analysis of data. The latter classification will be introduced in a survey of computer services. Bulletin No. 14, November 1975, Bilingual.

### Standard Industrial Classification Technical Papers

**Information Bulletin No. 1 – January 1972, and Information Bulletin No. 2 – July 1972.** These list corrections and changes plus rulings on new index items.

**List of S.I.C. Sub-classes – 2nd Edition – March 1975 Eng. and Fr.** This lists all of the sub-class codes used by different divisions of the bureau. It also provides a link to publication catalogue numbers.

**Canadian and United States S.I.C. Convertibility Index.** This is a comprehensive list of U.S. four-digit classes which match, or partly match, with Canadian three-digit classes.



## Occupational Classification Manuals

**Occupational Classification Manual, Comparison Tables 1971 to 1961.** These tables enable researchers to aggregate detailed 1971 occupational statistics so that they become generally comparable with 1961 data classified at the broad "Division" level. French introduction only.

**Classification Discrepancies Between the 1971 OCM and CCDO.** These tables indicate occupations that have been classified differently in Statistics Canada's Occupational Classification Manual (OCM) and the Department of Manpower and Immigration's Canadian Classification and Dictionary of Occupations (CCDO). Such a listing is of use:

- (a) to assist researchers wishing to relate statistics gathered according to the OCM and CCDO classification systems;
- (b) to assist in the conduct of occupational surveys employing some 7-digit occupational codes (found only in the CCDO) and consequently requiring the use of the CCDO in conjunction with the OCM;
- (c) to assist vocational counsellors and others wishing to relate the definitions and background material found in the CCDO to survey data gathered on the OCM base, and;
- (d) to assist analysts wishing to compare titles, definitions and structural elements of the OCM and CCDO.

French introduction only.

*Classification des professions recensement du Canada 1971, bulletin n° 4, liste supplémentaire de termes de langue française.* This is list of approximately 800 newly-identified french occupational titles, serving as a supplement to the bilingual edition of the 1971 OCM.

Inquiries or requests for information should be directed to the Standards

Division, Statistics Canada, Ottawa K1A 0T6, telephone (613) 996-7825.

## Structural Analysis

**Structural Economic Models: A User's Guide.** This volume describes the various structural economic models that have been made operational and are maintained by the Structural Analysis Division and that are available as analytical tools to both public and private institutions. The User's Guide level of documentation is a fully detailed description of 'what the models are' and by implication of 'what the models can do'. For each model sample results are appended.

At the present time, the User's Guide describes the output-determination or input-output models and the price determination model. Chapters describing the long-term model and the interregional model will be added as soon as they are completed in 1976.

The Structural Analysis Division maintains a distribution list so that revisions to existing documentation and new chapters can be circulated to model users as they become available.

Copies of the User's Guide can be obtained from the Structural Analysis Division, Economic Accounts and Integration Field, Statistics Canada, telephone (613) 995-0635

## Transportation, Communications

The Aviation Statistics Centre provides statistical services to the Canadian Transport Commission and the Ministry of Transport, including both regular and special studies of a detailed nature. While summaries of general interest are published in the Aviation Statistics Centre Service Bulletin (Catalogue 51-004), some additional material is available within resource, timeliness and confidentiality limitations or at the discretion of the C.T.C. and M.O.T. For

further information, write to the Chief, Aviation Statistics, Transportation and Communications Division, Statistics Canada, Room 1201, Congill Building, 275 Slater Street, Ottawa K1A 0N9.

Statistics are available from the Water Transport Unit on the origin and destination of both international and domestic cargoes loaded and unloaded at all unpublished ports. This information supplements similar statistics for the eight principal Canadian ports published in the *Shipping Report, Part IV, Origin and Destination for Selected Ports* (Catalogue 54-206). Commodity origin and destination is also available for all unpublished material in similar format to that supplied in *Shipping Report, Part V, Origin and Destination for Selected Commodities* (Catalogue 54-207). Additional Water Transportation data are

released in the *Water Transport Service Bulletin* and in a 14 page pamphlet entitled *The Water Transportation Data Sheet, Advance Statistics*, both of which are available from the Water Transport Unit, Transportation and Communications Division, Statistics Canada, Ottawa K1A 0T6.

Other subject-matter areas covered by the Transportation and Communications Division also release special statistical information of general interest in service bulletins on *Railway Transport*, *Road Transport* and *Communications*. Information of more limited interest may often be obtained, within confidentiality limitations, when aggregates are published in the *Statistics Canada Daily*, by writing to the address given or to the subject-matter unit, Transportation and Communications Division, Statistics Canada, Ottawa K1A 0T6.



## Statistical Publications of Other Federal Government Departments and Agencies

While Statistics Canada, as the national statistical agency, publishes statistics on many subjects, there are a number of statistical publications regularly issued by other government departments and agencies. Listed below is a selection of publications of general interest and which are supplementary sources to Statistics Canada publications on the subject. Priced publications are available from the Publishing Centre, Printing and Publishing, Supply and Services Canada, Ottawa K1A 0S9. Bank of Canada Publications are obtainable direct from the bank. Free publications can be obtained by writing to the Information Division of the Department publishing them.

Additional information as to services and information available by direct inquiry to the individual departments and agencies of the Government of Canada is contained in two publications: (1) *Federal Services for Business*; and (2) *Organization of the Government of Canada*. Both of these are obtainable as indicated in paragraph one.

### Agriculture Canada

**Annual Report of the Canadian Grain Commission.** Annual. English and French. Free.

An annual review of the commission's activities, including grain supplies and dispositions, licenses in force and storage capacity for elevators, inward and outward carlot inspections and re-inspections of grain by crop year, inspections of samples of grain in storage, quantities of tough and damp grain dried at terminal elevators, carlot inspections appealed, and the annual averages of lake freight rates for grain. (Agriculture Canada, Ottawa.)

**Annual Report of the Department of Agriculture.** English and French. Free.

Reviews of the activities of the Department, but contains tabular material

on many of those activities, including race track betting, seed grain inspections, export-import control of plants, meat processing plants and storage inspections, inspected animals slaughtered, crop insurance by province (including federal share and federal re-insurance), Prairie farm assistance, and overseas clearances of principal grains. (Agriculture Canada, Ottawa.)

**Canada Livestock and Meat Trade Report.** Weekly. Bil. Free.

Quantities and prices by category sold at public stockyards and assembly points by market area. Comparative U.S. prices are also shown with receipts and category of disposal at public stockyards. Also provided is information on carcasses graded by federal and provincial inspectors, and selected information on exports and imports (Livestock Division, Production and Marketing Branch, Agriculture Canada, Ottawa.)

**Canadian Farm Economics.** Bi-monthly. English and French. Free.

Contains articles and statistical tables giving information on current economic problems and developments of Canadian agriculture. Records average prices of selected farm commodities for various markets and grades and certain selected general Statistics Canada price and production indexes of concern to agriculture.

The annual outlook issue which supplements the quarterly gives comprehensive agricultural statistics for a recent period of years. (Economics Branch, Canada Department of Agriculture, Ottawa.)

**Crop and Seasonal Price Summaries, Part I and Part II, Fresh and Processed Fruits and Vegetables. Maple Products and Honey.** Annual. Bil. Free.

Price quotations and quantities by commodity and class, by province and

selected market areas, average and total farm values, sales to processors, domestic rail movement, carlot unloads, imported carlot unloads, exports by country, exports by month and province of origin. (Marketing Branch, Agriculture Canada, Ottawa.)

## Bank of Canada

**Bank of Canada Review.** Monthly. Bilingual. \$1 a copy; \$10 a year.

Comprehensive coverage of monetary, banking and other financial statistics; together with summary tables of the more important non-financial economic statistics. (Bank of Canada, Ottawa.)

## Canada Council

**Annual Report, Canada Council, Ottawa.** English and French Editions. Free.

Includes tables showing annual levels of subsidy by the Council for various categories of activity in the arts, the humanities and the social sciences. (Canada Council, 151 Sparks St., P.O. Box 1047, Ottawa, Ontario K1A 5V6.)

## Canadian International Development Agency

**Annual Review, Canadian International Development Agency, Ottawa.** Bilingual. Free. Catalogue E94-4.

Statistical tables contain detailed information on Canada's aid to underdeveloped countries, including annual values, type of programme, numbers of Canadians on assignment abroad and trainees in Canada, comparison of Canadian aid with that provided by other industrialized countries, etc. (Canadian International Development Agency, 122 Bank St., Ottawa K1A 0G4.)

## Central Mortgage and Housing Corporation

**Canadian Housing Statistics.** Annual. Bil. Free.

Extensive Statistics of dwelling starts, housing finance, NHA loans, housing costs, characteristics of NHA borrowers, etc. A monthly supplement makes available later monthly data for house building activity, NHA loans and dwelling starts and completions for metropolitan and major urban areas. (Statistical Services Division, Central Mortgage and Housing Corporation, Ottawa.)

## Department of Communications

**Department of Communications Annual Report.** Bil. Free.

Covers general departmental business, but includes statistics on radio station licenses issued annually by category of licensee (ship, land, mobile, etc.) and the value of licenses. Numbers of radio stations by service categories or classes are also shown, and the number of licenses by industry of licensee. (Department of Communications, Ottawa.)

## Economic Council of Canada

**Twelfth Annual Review: Options for Growth.** Annual. English and French. \$4.50 a copy. Catalogue EC 21-1/1975.

Problems of potential and prosperity; regional developments in income and productivity; the prospects for economic growth; Canadian economic performance and the performance indicators; towards a better understanding of social trends; new avenues to explore.

**Economic and Social Indicators, 1975.** English and French. Free. Catalogue EC 21-1/1975-2.

Council's appraisal of Canadian economic performance is summarized, and revised performance indicators for the 1974-78 period are outlined. Three social indicators are also presented as part of the indicator framework. Text and charts.

**Looking Outward: A New Trade Strategy for Canada.** English and French. \$5 a copy. Catalogue EC 22-27/1975.

Legacy of protection; trade barriers and trade patterns; protection, productivity, and foreign ownership; commercial policy and regional development; changing world economy; case for trade liberalization; multilateral approach to trade liberalization; regional and unilateral free trade options; free trade with the United States; gradual approach to trade liberalization; special trade problems; agriculture and energy.

**Diversification, Foreign Investment, and Scale in North American Manufacturing Industries.** English and French. \$2.50 a copy. Catalogue EC 22-23/1975.

Determinants of diversification by national and international firms; characteristics of the data base; output diversity of multinational firms in Canada and the United States. Diversity and Scale of Canadian and American manufacturing plants; inter-industry determinants of enterprise and establishment diversification.

## **Energy, Mines and Resources**

**Electric Power in Canada.** Annual. Bilingual. Free. Catalogue M23-7.

General statistics on electric power, detailed review of power developments in Canada and tabular listing of all hydro and thermal stations showing turbine and generator capacity. (Energy Development Sector of the Dept. of Energy, Mines and Resources, Ottawa.)

**Canadian Minerals Yearbook.** Catalogue No. M38-5. English and French. \$7.50 per copy; complete set of advance chapter preprints, \$5; binder for preprints, \$4 per set; combined price of yearbook and preprints, excluding binder, \$10.

Individual chapters for each mineral showing production, imports, exports, consumption and world production and descriptive material on developments and operations of the industry. There is also a general review chapter. (Mineral Resources Division, Department of Energy, Mines and Resources, Ottawa.)

## **Environment Canada**

**Annual Statistical Review of Canadian Fisheries.** Annual. Bilingual. Free.

Includes data for the previous ten years, given in imperial units and metric equivalents. Shows statistics on Canada's position in world fisheries, production values as a proportion of all Canadian commodity producing industries, and employment as a proportion of total employment. An index is provided of prices received by fishermen for selected species, and prices per pound or kilogram, as well as estimates at the individual product level of Canadian per capita consumption in pounds and kilograms by type of processing. (Intelligence Services Division, Marketing Services Branch, Fisheries and Marine Service, Environment Canada, Ottawa.)

## **Farm Credit Corporation**

**Federal Farm Credit and Related Statistics.** Annual. Bil. Free.

Farm Credit Corporation statistics issued annually on operations under the Farm Credit Act, the Farm Syndicates Credit Act, and the Farm Improvement

Loans Act, showing total farm credit values and sizes of farms owned by borrowers, arrears in payments, disbursements by province and by purpose, age of F.C.A. borrowers, and farm sales by F.C.C. branch and province. (Farm Credit Corporation, Ottawa, Ontario.)

## Finance Department

**Economic Review.** Annual. English and French. \$1.50 a copy. Catalogue FI-21.

A general review of the Canadian economy, bringing together in one volume some of the main economic indicators prepared by Statistics Canada, the Bank of Canada and other federal agencies, accompanied by interpretation, assessment and analysis. (Finance Department, Place Bell Canada, Ottawa K1A 0G5.)

## Health and Welfare Canada

**Canada Pension Plan — Statistical Bulletin.** Quarterly. Bilingual. Free.

Statistical information on the operation of the plan, including number of beneficiaries, benefit payments, average benefit amounts, characteristics of beneficiaries, age, sex, etc. (Financial and Administration Services, Canada Pension Plan, Health and Welfare Canada, Ottawa.)

**Canada Pension Plan, Annual Report.** Bilingual. Free.

In addition to regular annual report information, includes general statistics on the plan, providing new beneficiaries for the year, total beneficiaries by type of benefit, social insurance cards issued, revenue and expenditure, investment fund investments by province, number of beneficiaries by type of benefit by province. (Canada Pension Plan, Health and Welfare, Ottawa.)

## Labour Canada

**Collective Bargaining Review.** Monthly. English and French Edition. Free.

Review of collective bargaining settlements in Canada by province and industry, showing wage changes and fringe benefits by category, and duration of contract, plus a summary of negotiations in progress. (Collective Bargaining Division, Economics and Research Branch, Labour Canada, Ottawa K1A 0J2.)

**Labour Gazette.** Monthly. English and French Editions. 60¢ a copy, \$5 a year.

A review of labour affairs in Canada which includes a section on current labour statistics with a summary of strikes and lockouts for Canada during the month. This summary shows current and historic data, including number of events, number of workers involved, man-days, and percentage of estimated working time. Statements are also provided by industry, showing the unions and companies involved and the major dispute issues. (Labour Canada, Ottawa, Ontario K1A 0J2.)

**Labour Organizations in Canada.** Annual. Bilingual. \$1.50 a copy. Catalogue L2-2.

Contains a brief commentary, the latest statistical data on union membership, and a directory of labour organizations with names of their principal officers, publications and the geographic distribution of their local branches in Canada. (Economics and Research Branch, Labour Canada, Ottawa K1A 0J2.)

**Wage Rates, Salaries and Hours of Labour.** Annual. Bilingual. Catalogue No. L2-5.

Contains the results of the October 1 survey of occupational wage rates and standard hours of work in selected indus-

tries. Published in 35 separate booklets containing final data for each of 35 major communities across Canada. In addition to the statistical measures presented in previous years, each booklet shows the median and 1st and 3rd quartiles. Information is also provided by size of establishment and union/non-union office employees. (Economics and Research Branch, Labour Canada, Ottawa K1A 0J2.)

**Working Conditions in Canadian Industry.** Annual. Bilingual. \$2.50 a copy. Catalogue L2-15.

Results of the annual survey of wages and working conditions, covering firms of 20 or more employees and showing hours of work, paid holidays, number of employees covered by the collective agreements by province, by industry and divided into broad categories of "office", "non-office" and "other". (Economics and Research Branch, Labour Canada, Ottawa K1A 0J2.)

## Manpower and Immigration

**Canada Manpower and Immigration Review.** Quarterly. Bilingual. Free.

Includes monthly data on client registrations, job vacancies, referrals, and placements by region in Canada. Figures are also given on full-time institutional trainees by month, year, and region, by major course group under the Canada Manpower Training Program. Also provided are immigration figures by quarter, broken down into those not destined and those destined for the labour force by intended occupational group. (Economic Analysis and Forecasts Branch, Department of Manpower and Immigration, Ottawa K1A 0J9.) Separate reports for the Regions are published on a quarterly basis and are available from Manpower and Immigration in Halifax, Montreal, Toronto, Winnipeg and Vancouver.

**Immigration Statistics.** Annual. Bilingual. Free. Catalogue No. MP22-1.

Tabulations of immigration by age, sex, marital status, country of last permanent residence, country of birth and citizenship, province of destination and occupation. Also includes some historical tables. More limited statistics are published on a quarterly basis in *Immigration Statistics Quarterly*. (Immigration Division of the Dept. of Manpower and Immigration, Ottawa.)

## National Energy Board

**Annual Report, National Energy Board, Ottawa.** English and French Editions. Free.

Appendices include new licenses to export and import various energy products, including name of company, point of export, duration of licence, and maximum annual and terminal export volumes, total exports, historical and current, daily averages for oil - imports and net transfers of petroleum to Ontario. (National Energy Board, 473 Albert St., Ottawa, Ontario K1A 0E5.)

## Public Works Canada

**Report of the Dominion Fire Commissioner.** Annual. Bilingual. Free.

Shows provincial and federal fire losses and deaths, and losses in forest fires. Property losses by provinces are also given for buildings by occupancy and by type of building. Also included are tabulations of the causes of fires, and a municipal loss record with the number of fires for the year, and total municipal losses per capita. (Dominion Fire Commissioner, Public Works Canada, Confederation Heights, Ottawa.)



## Revenue Canada

**Taxation Statistics.** Annual. Bilingual. \$4. Catalogue Rv.44.

Tables show returns filed by individual taxpayers for income classes, occupation, age and sex, and for provinces, cities and countries with cross-classifications. (Taxation Division of the Department of National Revenue, Ottawa.)

This title was formerly issued in 2 parts; Part 1 dealing with Individuals and Part 2 with Corporations. Publication of statistics for corporations formerly shown in Part 2 has been transferred to Statistics Canada and published in Report number 61-207.

## Superintendent of Insurance

**Reports of the Superintendent of Insurance.** Annual. Bilingual.

The Superintendent of Insurance for Canada, Ottawa, issues annual reports on

insurance companies, loan and trust companies and small loan companies and money lenders. The report on insurance companies is issued in three volumes, Volume 1 of this series entitled "Abstracts of Statements of Insurance Companies in Canada" gives general statistics on fire and casualty companies, life insurance and fraternal benefit societies; the other two volumes being detailed statements and accounts for individual fire and casualty, and life insurance companies respectively.

**Cooperative Credit Associations.** Annual. Bilingual. Free.

Provides a detailed financial statement for Cooperative Credit Associations to which certificates have been granted under the Cooperative Credit Association Act, showing assets, liabilities, revenues, expenditures, etc. (Superintendent of Insurance, Ottawa.)

---

## Other Statistical Publications

**International Classification of Diseases, Adapted, Eighth Revision, Volume 1, Tabular List, 671 pages.** \$3.25

The International Classification of Diseases, Adapted for use in the United States (ICDA) is an expanded version of the Eighth Revision of the International Classification of Diseases (ICD) published by WHO. It is designed for the classification of morbidity and mortality information for statistical purposes, and for the indexing of hospital records for data storage and retrieval. The ICDA contains a coding and classification system for surgical operations and procedures not found in the ICD.

**International Classification of Diseases, Adapted, Eighth Revision, Volume 2, Alphabetical Index. English and French. 685 pages.** \$4.50

Volume 2 of the International Classification of Diseases, Adapted for use in the United States (CDA) is the Alphabetical Index to the Tabular List of Volume 1. It is, however, an essential adjunct to the Tabular List, since it contains a great number of diagnostic terms which do not appear in Volume 1.

The English editions of above two publications can be purchased from the Superintendent of Documents, U.S. Government Printing Office, Washing-

ton, D.C., 20402. The French-language editions (Cat. 82-527F and 82-528F) are published by Statistics Canada.

**Opportunity for Choice: A Goal for Women in Canada. English and French.** \$3.75 a copy. Catalogue 1C23-15/1976.

This book, produced on behalf of Statistics Canada by the C.D. Howe Research Institute, had its origins during International Women's Year as a continuing contribution to the role of women in Canadian Society. It is designed to broaden understanding of the role of women both for the general reader concerned with the place of women in society and for professionals in the disciplines of demography, economics, law, sociology and statistics.

The book contains a presentation of Statistics Canada data on women's participation in the family, educational institutions and the labour force and a comprehensive analysis and evaluation of the evidence. It contains an examination of the effectiveness of existing policies and proposes new ones relevant to the role of women. As the title indicates, a theme of the book is the extent to which women, and men, have opportunities to make choices concerning their roles.

Available from Printing and Publishing, Supply and Services Canada, Ottawa K1A 0S9.



## Title, Subject and Commodity Index

This combined Title, Subject and Commodity Index has been designed to help users locate the required publications. It contains numerous cross-references. Numerical references are to catalogue numbers of the publications for which further descriptive information is provided in the main part of this catalogue. All main words in titles are capitalized.

While this index contains several thousand references to subject and commodity data, not all subjects and commodities covered in Statistics Canada publications are listed. Excluded are the commodities covered in export and import statistics, which are adequately indexed in the Trade of Canada Commodity Classification (12-520E).

Again, the publication "Products Shipped by Canadian Manufacturers" (Catalogue 31-211) contains a detailed alphabetical list of commodities manufactured in Canada, showing value and amount of production for the year covered. No reference is made to the publication in the index, except where the production statistics are not shown in any other publication. However, users may assume that manufactured commodities entered as appearing in other reports also appear in Catalogue 31-211.

In the case of other omissions, the entries for related items often afford a clue to where information, if available, may be found. Lastly, the coverage is increasing and those who cannot locate what they seek should send an inquiry to the Central Inquiries Service, User Advisory Services Division.

### A

Abductions, charges, convictions, sentences, 85-201

Abortions

charges, convictions, sentences, 85-201

Therapeutic, 82-211

Abrasive

cloth, 44-202

wheels and segments, 44-202

Abrasives Manufacturers, 44-202

Academic

libraries, 81-205

Acceptance companies, sales financing, 63-211

Accident

claims funds (provincial), 53-220

Mortality, 1950-1964, 84-522

Accidental

deaths, 84-201 to 84-203, 84-519, 84-522, 84-524, 85-206, 84-531

motor vehicle, 53-001, 53-206, 53-215, 53-216

railway, 52-207

water transport, 54-205

Accidents

complaint and disability days, 82-518

motor vehicle traffic, 53-001, 53-206, 53-215, 53-216, 84-513, 85-206

railway, 52-207

Accommodation costs at universities, 81-219

Accommodation, Food and Recreational Services, Employment, Earnings and Hours of Work, 72-602

Accommodation Statistics, Traveller, 63-204

Account books, 36-203

Accounting

machines, 42-216

Manual for School Boards, 12-528

Accounts, international, *see* International accounts

Accounts, national income and expenditure, *see* National accounts

Acetylene, 46-002, 46-219

Acid, hydrochloric, sulphuric, 46-002

Acids, all kinds (industrial chemicals), 46-219

- Acoustic tiles, 36-002, 36-206
- Adding machine paper, 36-206
- Adding machines, 42-216
- Addressing machines, 42-216
- Adhesives, rubber, 33-206, 46-216
- Admissions to theatres, number, average prices, etc., 63-207
- Adult
- education, 81-201, 81-207
  - agencies, directory, 81-207
  - Continuing Education, 81-224, 81-225
  - Education, Survey (annual), 81-207
- Advance
- Statement of Employment and Average Weekly Wages and Salaries, 72-001
  - Statistics of Education, 81-220
- Advertising
- Agencies, 63-201
  - displays, signs, etc., 47-209
  - printed, revenue from, 36-203
  - radio and television, 56-204, 63-201
- After-shave lotions, 46-215, 46-221
- Aged, homes for, 83-221
- Aggregate Productivity Trends, 14-201
- Agricultural
- equipment and commodities, price index, 62-004, 62-011
  - Implement Industry, 42-202
  - implements, 11-003, 41-228, 42-202
  - sales, 11-003, 21-503, 63-009, 63-203
  - income, 11-003, 21-001, 21-003, 21-201, 21-202, 21-511
  - prices, 11-003, 21-003, 62-003, 62-011, 62-529
  - products, index numbers of farm prices, 62-003, 62-529
  - Statistics, Quarterly Bulletin, 21-003
- Agriculture, *see also* Census
- Agriculture
- capital and repair expenditures, 61-205, 61-206
  - corporation financial statistics, 61-207
  - Farm Input Price Indexes, 62-004
  - 1961-1971, 62-534
  - Index of Farm Production, 21-203
  - indexes of production, 21-003
  - Agriculture - Concluded
  - output per person, 14-201
  - R & D expenditures, 13-202
  - Statistics Handbook, Parts I to VII, *see* Handbook of Agricultural Statistics
  - wages, 21-002, 21-003, 72-005
- Aid, student
- federal, provincial, 81-236
- Air Canada
- financial statement, 51-206
  - financial statistics, 61-203
  - international air charter flights, seat and cargo capacity, 51-003
  - operating revenues and expenses, 51-001
  - operating statistics, 51-002
- Air cargo traffic, 51-501
- Air Carrier
- Financial Statements, 51-206
  - operating statistics, 11-003
  - Operations in Canada, 51-002
  - operations, revenues and expenses, 51-001
- Air Charter Statistics, International, 51-207
- Air charter statistics, 51-003, 51-207
- Air compressors, 42-214
- sales and rental revenue, 63-220, 63-516
- Air conditioners
- commercial, 42-215, 43-006
  - domestic, 43-006
  - in households, 64-202
  - urban family expenditure, 62-540
- Air Conditioning
- and Refrigeration Equipment, 43-006
  - contractors, principal statistics, 64-204
  - equipment, 42-214, 43-204
- Air France, international air charter flights, seat and cargo capacity, 51-003
- Air Passenger
- Origin and Destination, Canada - United States Report, 51-205
  - Origin and Destination, Domestic Report, 51-204
  - terminals, value of construction work performed, 64-201
  - traffic, 51-501

- Air space heaters, electric, 43-003, 43-203
- Air traffic, passengers and freight, 51-001, 51-203
- Air Transportation, *see* Group 51
- Aircraft
  - accessories, plastic, 47-208
  - accidents, 51-501
    - deaths, 84-513
  - and Aircraft Parts Manufacturers, 42-203
  - engine and flight instruments, 47-206
  - engines, 42-203
  - industries, R & D expenditures, 13-203
  - instruments, 47-206
- Airdromes, value of construction work performed, 64-201
- Airport Activity Statistics, 51-203
- Airport arrivals, departures, etc., 51-203
- Airports, history, operations, management, etc., 51-501
- Alarms, fire, 43-206
- Alberta
  - Fisheries Statistics, 24-207
  - Government Telephones, telephones operated and calls reported, 56-202
  - Manufacturing Industries, 31-207
  - Survey of Education in the Western Provinces, 1969-70, 81-546
- Alcohol
  - consumer price index, 62-001, 62-009, 62-010
  - ethyl, industrial, 32-021, 32-206, 46-219
  - sales, 63-202
- Alcoholic beverages, 32-205, 32-207
  - chain stores, 63-210
  - Control and Sale, 63-202
  - family expenditure, 62-535 to 62-537
  - farm family expenditure, 62-523
  - industry selling price index, 62-011, 62-528
  - production and stocks, 11-003, 32-205, 32-206
  - taxes and rates, 68-001, 68-201
  - taxes, federal government revenue from, 63-202, 68-001, 68-211
  - taxes, government revenue from, 68-202
- Alcoholic beverages - Concluded
  - taxes, provincial government revenue from, 63-202, 68-205, 68-207
  - urban family expenditure, 62-530, 62-541
- Alder, red, shipments, 35-204
- Aldrin, 46-212
- Ale, 32-205
- Alewives, landings, 24-002, 24-003, 24-201, 24-203 to 24-205
- Alfalfa seed, production and value, 21-003
- Algoma Central Railway
  - equipment and track statistics, 52-209
  - financial statistics, 52-208
  - freight traffic, 52-211
- Alitalia, international air charter flights, seat and cargo capacity, 51-003
- Alkyd, 46-211, 46-219
- Alkylate, 45-205
- Allingham, John D.:
  - The Demographic Background to Change in the Number and Composition of Female Wage-earners in Canada, 1951 to 1961 (Special Labour Force Studies, Series B, No. 1), 71-511
  - Women Who Work, Part 1 - The Relative Importance of Age, Education and Marital Status for Participation in the Labour Force (Special Labour Force Studies No. 5), 71-509
- Allingham, John D., and Byron G. Spencer: Women Who Work, Part 2 - Married Women in the Labour Force: The Influence of Age, Education, Child-bearing Status and Residence (Special Labour Force Studies, Series B, No. 2), 71-514
- Almanacs, 36-203
- Alumina, crude fused, 44-202
- Aluminum, 11-003, 41-214
  - awnings, doors, windows, etc., 41-221
  - castings, 41-204, 41-224, 41-226, 41-228
  - doors and frames, 41-221
  - foil, 36-206, 41-204
  - foil dishes, 36-206

- Aluminum -- Concluded
  - insulation, 36-206
  - kitchenware, 41-227
  - production, consumption, 26-219
  - Rolling, Casting and Extruding, 41-204
  - roofing and siding, 41-227
  - shipments, 41-215
- American Airlines, international air charter flights, seat and cargo capacity, 51-003
- Ammonia, anhydrous, 46-002, 46-207
  - and aqua, 46-219
- Ammonium
  - nitrate, 46-207, 46-219
  - phosphate, 46-002, 46-207
  - phosphate, 46-002, 46-207, 46-219
  - sulphate, 46-002, 46-207, 46-219, 46-220
  - superphosphate, 46-219
- Ammunition, boxes, 35-209
- Amplifiers (sound), 43-206
- Amusement taxes
  - and rates, 68-201
  - government revenue from, 68-202
  - provincial government revenue from, 68-205, 68-207
- Anchovies, landings, 24-208
- Angle dozers, 42-214
- Animal
  - feed, freezings and stocks, 24-001, 24-003
  - feeds, 32-004, 32-214, 32-221, 32-228
  - hair, 32-221, 33-202
  - manure, 46-207
  - oils and fats, 32-006, 32-221
  - products, *see* Group 23
- Animals
  - slaughtered, 32-020
  - stuffed (toys), 47-204
- Ankle braces (orthopaedic), 47-206
- Annual Report
  - of Notifiable Diseases, 82-201
  - of Statistics Canada, 11-201
  - on Benefit Periods Established and Terminated Under the Unemployment Insurance Act, 73-201
- Annual Salaries
  - of Hospital Nursing Personnel, 83-401
  - of Public Health Nurses, 83-219
- Annual Supplement to Section I, Canadian Statistical Review, 11-206
- Annual Work Patterns of the Canadian Population, 1964 (Special Labour Force Studies, No. 2), 71-506
- Antenna equipment (broadcast), 43-206
- Antennae and parts, domestic, 43-206
- Anthrax, cases, deaths, 82-201
- Antibiotics, 46-209
- Antifreeze preparations, 46-216
- Antimony, 26-201, 26-202, 41-214
  - production, consumption, 26-219
- Anti-perspirants, 46-215
  - sales, 46-221
- Antiseptics, oral, 46-209
- Apartments
  - building permits issued, 64-001, 64-203, 64-501
  - new construction starts and completions, 64-002
- Apparel
  - and textiles, *see* Group 34
  - fabrics, 34-208
- Apparent Per Capita Domestic Disappearance of Food in Canada, 32-226
- Apple
  - boxes, 35-209
  - juice, 32-218
    - canned and frozen, 32-212
    - concentrate, 32-224
    - domestic disappearance, 32-212
  - pie filling, 32-224
    - canned and frozen, 32-212
  - sauce, 32-212, 32-218
- Apples
  - canned, 32-218
    - and frozen, 32-212
    - stocks, 32-011
  - domestic disappearance, 32-212
  - in cold storage, 32-217
  - per capita disappearance, 32-226
  - production and value, 21-512, 22-003
  - production and value, stocks, disposition, 21-003
  - stocks, 32-010
- Appliance
  - chain stores, 63-210
    - sales and stocks, 63-001
  - stores
    - in voluntary groups, 63-215

- Appliance = Concluded  
     retail trade, 11-003, 63-005, 63-209, 63-517, 63-519
- Appliances  
     consumer price index, 62-010  
     electrical, direct sales, 63-218  
     electrical, wholesale trade, 63-008, 63-521  
     family expenditure, 62-535 to 62-537, 62-540  
     farm family expenditure, 62-523  
     industry selling price index, 62-011, 62-528  
     Manufacturers of Major, 43-204  
     Manufacturers of Small Electrical, 43-203  
     urban family expenditure, 62-540
- Apprentices  
     changes of registration and enrolment in courses, 81-209  
     training, 81-555  
     vocational training, 81-238
- Apprenticeship courses through correspondence, 81-542
- Apricots  
     canned, 32-218  
     and frozen, 32-212  
     stocks, 32-011  
     domestic disappearance, 32-212  
     per capita disappearance, 32-226  
     production and value, 21-003, 21-512, 22-003
- Aprons, 33-206, 34-202, 34-216, 34-217
- Arch supports, 47-206
- Archery tackle, 47-204
- Architectural and Ornamental Metal Industry, 41-221
- Architectural metal work, 41-221, 41-227, 41-228
- Arenas, value of construction work performed, 64-201
- Arm braces (orthopaedic), 47-206
- Armouries, value of construction work performed, 64-201
- Arrivals at airports, 51-203
- Arsenate of lead, 46-212
- Arsenic, 41-214  
     white, 46-219
- Arsenicals, 46-212
- Arsenious oxide, 26-201, 26-202, 26-220
- Arson, charges, convictions, sentences, 85-201
- Art courses in colleges, 81-222
- Art Galleries and Museums, Directory, 81-554  
     1970, 81-553
- Art work, 36-203
- Artificial  
     abrasives, 44-202  
     leather, 34-210  
     limbs, 47-206  
     mineral water, 32-208  
     pearls, 47-211  
     stone, 44-205, 44-211
- Artware, clay, 44-005
- Asbestos, 11-003, 26-001, 26-007, 26-201, 26-202, 26-205  
     deposits, drilling completed, 26-207  
     Mines, 26-205
- Ash cans, 41-227
- Ash (hardwood), 25-202  
     production, shipments and stocks, 35-001  
     veneers, plywood, 35-206
- Asparagus  
     acreage, production and value, 21-003  
     acreage, production, farm value, 22-003  
     canned, 32-218  
     and frozen, 32-212  
     stocks, 32-011  
     domestic disappearance, 32-212  
     in cold storage, 32-217  
     per capita disappearance, 32-226  
     stocks, 32-010
- Aspen  
     shipments, 35-204  
     veneers, plywood, 35-206
- Asphalt  
     and Vinyl-asbestos Floor Tile, 47-001  
     equipment, sales and rental revenue, 63-220, 63-516  
     net sales, 45-208  
     products, 11-003  
     road emulsions, paving mixtures, coatings, 45-207  
     Roofing, 45-001  
     Roofing Manufacturers, 36-205  
     sheathing, 45-001  
     board, 36-002

- Asphalt — Concluded  
 shingles, 36-205, 45-001  
 siding, 36-205, 45-001  
 supply and disposition, 45-004
- Assault, charges, convictions, sentences, 85-201
- Assets  
 and debts of families, 13-550  
 liabilities, local governments, 68-204  
 financial institutions, 61-006  
 Incomes, Assets and Indebtedness of Families in Canada, 13-547  
 provincial governments, 68-209
- Assistant professors (university)  
 salaries and qualifications, 81-203
- Associate professors (university)  
 salaries and qualifications, 81-203
- Associations, Selected Financial Statutes, 61-514
- Asylums, list of, 83-201
- Atlantic Provinces  
 Input-Output Study, 1965, Volume I, Social Accounting Matrix and Models, 15-503E  
 Input-Output Study, 1965, Volume II, Structural Analysis and Data Sources, 15-504E  
 Instructional Media in Universities, 81-231  
 Manufacturing Industries, 31-204  
 Survey of Education, 81-545
- Audio-visual materials  
 in academic libraries, 81-206  
 in public libraries, 81-205
- Auditorium furniture, 35-211 to 35-213
- Auriferous quartz, 26-201
- Auto lifts, 42-214
- Automobile  
 accessories, fabric, 34-222  
 accessories, plastic, 47-208  
 accessory stores in voluntary groups, 63-215  
 accidents, 53-001, 53-206  
 batteries, 43-005, 43-208  
 body filler, 47-208  
 carpets, 34-221  
 chain dealers, 63-210  
 chemicals, 46-216  
 engines, 42-210, 42-214  
 Fabric Accessories Industry, 34-210  
 hardware, 41-208  
 and accessories, 42-210
- Automobile — Concluded  
 licence fees, 53-217  
 parts and accessories  
   metallic, 41-208, 42-210  
   rubber, 33-206  
 polishes, 46-216  
 radios, 43-004  
 registrations, 53-219  
 regulations, 53-217  
 rugs, 34-209  
 safety belts, 34-222  
 sales, 11-003, 63-005, 63-007, 63-208, 63-209  
   financing, 11-003, 63-007, 63-013, 63-208, 63-211  
 seat covers, 34-222  
 tops, fiberglass, 34-222
- Automobiles, *see also* Motor Vehicles; Cars
- Automobiles, 42-001, 42-209  
 consumer price index, 62-010, 62-518  
 family expenditure, 62-535 to 62-537  
 farm family expenditure, 62-523  
 farm price index, 62-004  
 in households, 64-202  
 industry selling price index, 62-011, 62-528  
 sales financing, 63-013, 63-211  
 shipments, 42-002  
 urban family expenditure, 62-540
- Automotive parts and accessories, wholesale trade, 63-008, 63-521
- Autopsies in hospitals, 83-211
- Aviation  
 gasoline, turbo fuel  
   net sales, 45-208  
   supply and demand, 57-505  
   supply and disposition, 45-004  
 in Canada, 1971; A Statistical Handbook of Canadian Civil Aviation, 51-501  
 projections of airport usage, aircraft movements, etc., 51-501  
 Statistics Centre Service Bulletin, 51-004
- Awards for Graduate Study and Research  
 1973, 81-565
- Awards, Literary and Journalistic, 81-407

Awards to students, federal, provincial,  
81-236

# Awnings

aluminum, direct sales, 63-218  
canvas, direct sales, 63-218  
domestic and commercial, 34-202  
metal, 41-221

Axles (motor vehicles), 42-210

Azaleas, greenhouse sales, 22-202

# B

BOAC, international air charter flights,  
seat and cargo capacity, 51-003

Babbitt metal, shipments, 41-215

Babies' clothing, 34-215, 34-217

Babies' footwear, 33-002, 33-203

Baby foods, 32-017, 32-212, 32-218,  
32-221

canned and frozen, 32-212

Baby harness, 33-205

Baby lotions, 46-215  
sales, 46-221

Baby oils, 46-215  
sales, 46-221

# Bacon

family expenditure, 62-531  
prices, 21-003, 23-203  
smoked, etc., 32-221

Badger, number and value of pelts, 23-  
207

Badges, emblems, crests, etc., 34-210,  
47-211

Badminton equipment and supplies, 47-  
204

Bag, Paper and Plastic, Manufacturers,  
36-207

# Bags

burlap, 34-202

cosmetic, 47-208

Cotton and Jute Bags Industries, 34-  
202

garment, 34-210, 36-206, 36-207

jute, cotton, cotton mesh, 34-202

leather, 33-202, 33-205

millinery, 36-206, 36-207

multi-wall, 36-207

paper and plastic, 36-206, 36-207

plastic, 36-206, 36-207, 47-208

school, 33-205

self-opening, 36-206

shopping, 33-205, 36-206, 36-207

# Bags - Concluded

sleeping, 34-202, 34-210

sports, 33-205, 47-204

wedge, 36-206, 36-207

# Bait

freezings and stocks, 24-001, 24-003

worms, landings, 24-201

Baked beans, 11-003, 32-017

canned and frozen, 32-212

Bakeries, 32-203

Bakers' machinery, 42-214

Bakery products, 11-003, 32-015, 32-  
203, 32-205

Bread and other, Quarterly, 32-015

chain stores, 63-210

direct sales, 63-218

1964, 32-507

price indexes, 62-001, 62-002, 62-  
009

Baking powder, 32-224

Balance of international payments, 11-  
003, 67-001, 67-201, 67-505

Balance of Payments and International  
Investments -

The Canadian Balance of Inter-  
national Payments, a Compendium  
of Statistics From 1946 to 1965,  
67-505

Canadian Balance of International  
Payments and International Invest-  
ment Position, 67-201

Quarterly Estimates of the Canadian  
Balance of International Payments,  
67-001

Balance sheets of public hospitals, 83-  
229

Bale ties, 41-216

Baler twine, 34-203

Balers (hay), 42-202

farm price index, 62-004

Baling machines, 42-202

Ball bearings, 42-214

Ballet, festival competitions, 81-558

Ball-point pens, 47-205

Balloons, 47-204

toys, 33-206

Ballots, 36-203

# Balls

basket, golf, soccer, etc., 47-204

rubber, 33-206

rubber and plastic (toys), 47-204



## Balsam

- consumption, 35-001
- fir, 25-202
  - production, shipments and stocks, 35-002
  - shipments, 35-204
- plywood, 35-206
- production, shipments and stocks, 35-001

## Bananas, fresh, consumption, 32-226

## Bananas, per capita disappearance, 32-226

## Bandages, 34-210

## Bandeaux bras, 34-002, 34-212

## Bands, festival competitions, 81-558

## Bank deposits and deposits with other institutions, 13-002

## Bank lending rates, indexes, 62-007, 62-008

## Bank loans, 11-003, 13-002, 61-004

## Bank of Canada, 11-003

## financial flow accounts, 13-002

## financial statistics, 61-203

## Banking statistics, 11-003, 61-001, 61-201

Bankruptcy, *see also* Commercial failures

## Bankruptcy Act, charges, convictions, sentences, 85-201

## Banks, chartered, 11-003

## currency transactions, bonds, loans, investment, 13-002

## financial flow accounts, 13-002

## Bar tops, 35-205, 35-211, 35-213

## Barbed wire, 41-006, 41-216

## Barber shops in shopping centres, 63-214

## Barges and scows, 42-206

## Barite, 26-201, 26-202

## production, consumption, 26-220

## Barley, 22-002

## acreage, production, disposition, prices, 21-003

## acreage, production, farm price and value, 21-507, 21-516

## acreage, production, receipts, prices, etc., 22-201

## acreage, production, shipments, etc., 22-005

## farm cash income, 21-511

## farm cash receipts, 21-001

## Barley - Concluded

## supply and disposition, 21-501, 21-507

## supply, shipments, prices, etc., 22-001

## Barn equipment, sales, 63-009, 63-203

## Barracks, value of construction work performed, 64-201

## Barrels

## steel, 41-227

## wooden, 35-208

## Bars, chocolate, 32-016, 32-213

## Bars, steel, all types, 41-203

## Baseball bats, 35-208

## Baseball equipment and supplies, 47-204

## Baseballs, 47-204

## Bases and markers, stone, 44-213

## Basketball equipment, 47-204

## Basketballs, 47-204

## Baskets, veneer, 35-206

## Baskets, wooden, 35-209

## Basler Airlines, international air charter flights, seat and cargo capacity, 51-003

## Bass

## freezings and stocks, 24-001, 24-003

## landings, 24-002, 24-003, 24-201, 24-204 to 24-207

## Basswood, 25-202

## consumption, 35-001

## shipments, 35-204

## veneers, plywood, 35-206

## Bath

## and shower facilities in households, 64-202

## mats, 34-205, 34-210

## oils and salts, 46-215

## sales, 46-221

## robes, men's and youths', 34-216

## robes, women's and children's, 34-217

## tubs, 41-009

## Bathing caps, rubber, 33-206

## Bathing suits, 34-001

## knitted, 34-215

## men's and youths', 34-216

## women's and children's, 34-217

## Bats, softball, 35-208

## Batteries

## auto, 42-210

## dry cell, electric storage, 43-208

## electric storage, 43-005, 43-208

- Battery chain shops, 63-210
- Battery Manufacturers, 43-208
- Battery shops
  - in voluntary groups, 63-215
- Batts
  - automobile, 34-219
  - batting and wadding, 34-219
  - insulating, 44-004
- Bawdy house keepers, charges, convictions, sentences, 85-201
- Beach toys, 47-208
- Beams, wooden, 35-205
- Beans
  - acreage, production, farm value, 22-003
  - baked, 11-003, 32-017
    - canned and frozen, 32-212
  - canned, 32-218
    - stocks, 32-011
  - cocoa, production, stocks and grindings, 32-016
  - domestic disappearance, 32-212
  - dry, acreage
    - production, disposition, 21-003, 22-002
    - production, farm price and value, 21-507, 21-516
  - fresh, canned and frozen, consumption, 32-226
  - green, canned and frozen, 32-212
  - green, wax and lima, stocks, 32-010
  - in cold storage, 32-217
  - lima, canned and frozen, 32-212
  - per capita disappearance, 32-226
  - snap, acreage, production and value, 21-003
  - wax, canned and frozen, 32-212
- Bear, number and value of pelts, 23-207
- Bearings, ball and roller, 42-214
- Beauty preparations, 46-215
  - sales, 46-221
- Beauty salons in shopping centres, 63-214
- Beaver, number and value of pelts, 23-207
- Bed capacity of hospitals, 83-001, 83-210, 83-227, 83-229
- Bed chesterfields, 35-211
- Bed coverings, electric, 43-203
- Bed jackets, 34-217
- Bed sheeting, 34-205, 34-210
- Bed springs, 35-005, 35-211, 35-213
- Bedroom furniture, wooden, 35-211, 35-213
- Bedroom suites, shipments, 35-005
- Bedrooms per dwelling, 64-202
- Beds
  - household, 35-211
    - metal, 35-213
  - in public hospitals, 83-210
  - in tuberculosis institutions, 83-207
- Bedspreads, 34-205, 34-210
- Bee colonies, number, 23-007, 23-209
- Beech, 25-202
  - flooring, 35-203
  - shipments, 35-204
- Beef, 32-227
  - all kinds, canned, 32-221
  - corned, 32-221
  - estimates of production and disappearance, 32-220
  - family expenditure, 62-531, 62-532
  - fresh, frozen, 32-221
  - ground, and hamburger, 32-221
  - in cold storage, 32-217
  - industry selling price index, 62-011, 62-528
  - per capita disappearance, 32-226
  - pickled, smoked, etc., 32-221
  - preparations, 32-020
  - production, disappearance, 21-508
  - stocks, 32-012
    - average prices, 23-203
    - prices, disposition, 21-003
- Beekeepers, number, 21-003, 23-007, 23-209
  - supplies, wooden, 35-208
- Beer, 11-003, 32-205
  - consumer price index, 62-010
  - family expenditure, 62-535 to 62-537
  - farm family expenditure, 62-523
  - industry selling price index, 62-011, 62-528
  - production, sales, government revenue, 63-202
- Bees, number of colonies, 21-003
- Beeswax, *see* Honey and wax
- Beet lifters, sales, 63-203
- Beet pulp, dried, 32-222

- Beets**  
 acreage, production and value, 21-003  
 acreage, production, farm value, 22-003  
 canned, 32-218  
   and frozen, 32-212  
   stocks, 32-011  
 domestic disappearance, 32-212  
 per capita disappearance, 32-226  
 sugar, 22-002  
   acreage, production and value, disposition, 21-003  
   farm cash receipts, 21-001
- Bell Canada**, telephones operated and calls reported, 56-202
- Belts**, 34-218  
 garter, 34-212  
 leather, 33-205  
 men's and youths', 34-216  
 rubber, 33-206  
 safety (automobile), 34-222  
 surgical, etc., 34-212  
 women's and children's, 34-217
- Benefit periods and payments**, Unemployment Insurance Act, 73-001, 73-201
- Bentonite**, production, consumption, 44-215
- Benzene hexachloride**, 46-212
- Benzol**, 46-002, 46-219
- Bermuda shorts**, 34-001
- Berry boxes**, 35-206, 35-209
- Betting and gaming**, 85-205
- Beverages**, *see* Group 32
- Beverages**  
 alcoholic, 32-205 to 32-207  
   production and stocks, 11-003  
 carbonated, 11-003, 32-001, 32-208  
 consumer price index, 62-009, 62-010  
 family expenditure, 62-531  
 industry selling price index, 62-011, 62-528  
 spirits, 32-206  
   distilled, production, shipments, stocks, 32-021  
 non-carbonated, 32-208  
 urban family expenditure, 62-530, 62-540
- Bib overalls**, men's and youths', 34-001
- Bicycle Manufacturing Industry**, 42-204
- Bicycles**, family expenditure, 62-535 to 62-537
- Bicyclists injured or killed**, motor vehicle traffic accidents, 53-001, 53-206
- Bifold doors**, 35-004
- Bigamy**, charges, convictions, sentences, 85-201
- Billfolds**, leather, 33-205
- Billheads**, 36-203
- Billiard**  
 equipment and supplies, 47-204  
 parlours in shopping centres, 63-214
- Binder twine**, 34-203
- Binders**, loose-leaf and other, paper, 36-203, 36-206
- Bindery plants**, 36-203
- Binding**, 36-203
- Bindings**, 34-210
- Bins and hoppers**, metal, 41-223
- Biologicals**, 46-209
- Birch**  
 flooring, 35-203  
 yellow, production, shipments and stocks, 35-002  
 yellow, white, 25-202  
   consumption, 35-001  
   plywood, 35-206  
   production, shipments and stocks, 35-001  
   shipments, 35-204  
   veneers, 35-206
- Bird feed**, 32-214, 32-224
- Births**, *see also* Vital statistics
- Births**, 11-003, 84-001, 84-204  
 and rates, 84-201, 84-202, 91-508  
 illegitimate, 84-201, 84-202, 91-508  
 Vital Statistics, Vol. I, 84-204
- Biscuits**, 32-505  
 and Confectionery, 32-016  
 industry selling price index, 62-011, 62-528  
 Manufacturers, 32-202  
 plain and fancy, 32-202  
 various types, 11-003, 32-202
- Bismuth**, 26-201, 26-202, 41-214  
 production, consumption, 26-219
- Bits and drills**, 41-208
- Blackberries**, canned, 32-218

- Blackboards, children's, 47-204
- Blankets
  - electric, 43-003, 43-203
  - horse, 33-205, 34-202
  - wool, 34-209
- Blast furnaces in Canada, 41-203
- Blazers, women's and children's, 34-217
- Bleaches, liquid and granular, 46-003, 46-214
- Blenders, domestic, electric, 43-003, 43-203
- Blind and deaf, schools for
  - advance statistics of enrolment, 81-220
  - enrolment, 81-210
  - enrolment, staff, 81-217
  - preliminary statistics, 81-201
- Blind, homes for, 83-221
- Blinds, window, 34-202
- Blocks
  - concrete, 11-003, 44-002, 44-205, 44-211
  - cutting, 35-205
- Blood, dried, animal, 32-221
- Blood meal, 32-221
- Blood pudding, 32-221
- Blouses, women's and children's, 34-001, 34-216, 34-217
- Blowers, for domestic furnaces, 42-214
- Blowers, snow, 42-214
- Blueprint paper, 36-206
- Blueprints, 36-203
- Blueberries
  - canned, 32-218
  - and frozen, 32-212
  - in cold storage, 32-217
  - per capita disappearance, 32-226
  - production and value, 21-003, 21-512
  - stocks, 32-010
- Board, clay coated and enamelled, 36-206
- Board, decorative, 36-204
- Board, insulating, 35-206
  - rigid, production and shipments, 36-002
- Board, particle, 36-003
- Boards, building, 36-204
  - natural or coated, 36-002
- Boards, sheathing, asphalted, 36-002
- Boards, ironing, wooden, 35-208
- Boat covers, canvas, 34-202
- Boat terminals, value of construction work performed, 64-201
- Boat trailers, 42-217
- Boatbuilding and Repair, 42-205
- Boats, family expenditure, 62-535 to 62-537, 62-540
- Boats in households, 64-202
- Bobbins, wooden, 35-208
- Bodies for trucks, 42-217
- Boiler and Plate Works, 41-223
- Boiler chemicals, 46-216
- Boilers
  - and parts, 41-207, 41-227
  - parts and equipment, 41-223
  - various types, 41-225
- Boleros, fur, 34-213
- Bologna, 32-020, 32-221
  - family expenditure, 62-531
  - industry selling price index, 62-011, 62-528
- Bolts and logs, 25-201, 25-202
- Bolts and nuts, 41-208, 41-216, 41-228
- Bond yields, indexes, 62-007, 62-008
- Bonds, *see* Securities
- Bone flour and meal, 32-221, 46-207
- Bone sulphate, 46-207
- Bonnets, 34-217
- Book and stationery chain stores, 63-210
- Book matches, 46-216
- Book paper, 25-202, 36-204
- Book stocks and circulation, public libraries, 81-205
- Book stores on campus, 63-219
- Bookbinding machinery, 42-217
- Books
  - direct sales, 63-218
  - family expenditure, 62-535 to 62-537
  - printed and blank, 36-203
  - raffle, 36-203
- Boots, 33-002
  - all types, 33-203
  - felt, 34-219
  - industry selling price index, 62-011, 62-528
  - lasts, trees and display forms, 35-208
- Borates, 46-212
- Boring machinery, 42-214
- Borrowing, financial flow accounts, 13-002

- Botanicals, 46-212
- Bottle caps
  - metal, plastic, 41-227
  - milk, 36-206
  - plastic, 41-227, 47-208
- Bottle washing, filling and sealing equipment, 42-214
- Bottled drink vending machines, number and sales, 63-213
- Bottles
  - glass, 44-207
  - plastic, 47-002, 47-208
- Bottling machinery, 42-214
- Bowling alleys in shopping centres, 63-214
- Bowling equipment and supplies, 47-204
- Bowls, glass, 44-207
- Bowls, wooden, 35-208
- Box
  - board, 36-204
  - Factories, Wooden, 35-209
  - shooks, 35-204, 35-209
  - springs, 35-211, 35-213
- Boxes
  - corrugated paper, 35-209, 36-004, 36-213
  - folding, 36-206
    - and set-up, 36-203, 36-214
  - jewellery, 47-208
  - paper, 36-206, 36-213, 36-214
  - plastic, 47-208
  - wooden, 35-205, 35-208, 35-209
- Boys' clothing, 34-001, 34-216, 34-217
- Boys' footwear, 33-002, 33-203, 34-202
- Bracelets for watches, 47-211
- Braces, orthopaedic, 47-206
- Brake
  - and wheel parts (motor vehicle), 42-210
  - fluids, 46-216
  - linings, for motor vehicles, 42-210
- Brakes, for motor vehicles, 42-210
- Bran, production, prices, 21-003
- Brandy
  - production and sales, 32-206
  - sales, 63-202
- Brantford census tracts
  - 1966, 95-608
  - 1971, 95-708, 95-738
- Brass
  - castings, 41-204, 41-224, 41-226, 41-228
  - plumbers' supplies, 41-226, 41-228
  - polishes, 46-216
- Brassières, 34-002, 34-212
- Bread, 32-203
  - and Other Bakery Products, 32-015
  - family expenditure, 62-531
  - improved, 32-224
  - industry selling price index, 62-011, 62-528
  - per capita consumption, 32-203
  - shipments, 32-015
- Breakfast cereals, 11-003, 32-018, 32-214, 32-228
- Breakfast-room furniture
  - shipments, 35-005
  - wooden, 35-213
    - and metal, 35-211
- Breaking and entering, charges, convictions, sentences, 85-201
- Breeches, men's and youths', 34-216
- Breweries, 32-019, 32-205
  - indexes of output per person employed and per man-hour, 14-502
- Bricks
  - and blocks, industry selling price index, 62-011, 62-528
  - building, clay, 11-003, 44-005, 44-215
  - concrete, 11-003, 44-002, 44-205, 44-211
- Bridge scores, 36-203
- Bridges
  - contracting industry, 64-206
  - metal, 41-207
  - provincial government expenditure, 68-205, 68-207
  - value of construction work performed, 64-201
- Brief, stationery, portfolio, cases and bags, 33-205
- Bristles and hides, 32-221
- British Columbia
  - A Century of Education in British Columbia: Statistical Perspectives, 1871-1971, 81-550
  - Fisheries Statistics, 24-208
  - Manufacturing Industries, 31-208

## British Columbia - Concluded

Survey of Education in the Western Provinces, 1969-70, 81-546

Telephone Company, telephones operated and calls reported, 56-202

British West Indies Airlines, international air charter flights, seat and cargo capacity, 51-003

Broadcast studio equipment, 43-206

## Broadcasting

radio and television, 56-204

stations, value of construction work performed, 64-201

Broadsides, 36-203

## Broccoli

acreage, 21-003

and production, 22-003

canned and frozen, 32-212

in cold storage, 32-217

per capita disappearance, 32-226

stocks, 32-010

Brokers and Agents, 1957-1959, 63-507

Bronze castings, 41-204, 41-224, 41-226, 41-228

## Broom

and mop handles, 35-208

## Brooms, 47-205

brushes, mops, direct sales, 63-218

Brucite, 26-220

## Brushes, 47-205

brooms, mops, direct sales, 63-218

carbon, for generators and motors, 43-210

paint, 47-205

plastic, 47-208

## Brussel sprouts

acreage, 21-003

and production, 22-003

canned and frozen, 32-212

in cold storage, 32-217

per capita disappearance, 32-226

stocks, 32-010

Buckles, all kinds, 47-205

## Buckwheat

acreage, 21-503

and production, value, disposition, 21-003

and production, farm price and value, 21-507, 21-516

production, exports, 22-201

## Building

blocks, concrete, 44-002, 44-205, 44-211

board panels, 36-204

boards, 36-002, 36-204

brick, clay, 44-005

from domestic clays, 44-215

Contracting Industry, non-residential, 64-207

paper, 36-204, 36-206

Building construction, value of work performed, 64-201, 64-204, 64-205

## Building materials, 11-003

price indexes, 62-007, 62-008

wholesale trade, 63-008, 63-521

## Building permits, 11-003

## Building Permits

(annual), 64-203

(monthly), 64-001

## Building stone, 26-217

granite, 44-213

## Buildings

metal, prefabricated and portable, 41-221, 41-227

prefabricated, 35-215

wood frame, 35-205

## Bulbs, electric, 43-210

Bulk confectionery vending machines, number and sales, 63-213

## Bulldozing machinery, 42-214

## Bulls

number on farms, 23-004, 23-203

Bumpers, for motor vehicles, 42-210

Bunkhouses, value of construction work performed, 64-201

Bunks, metal, 35-211, 35-213

## Buns

fruit, 32-203

## Bunting, 34-202

bags, 34-217

Burbot, landings, 24-207

## Burial vaults

concrete, 44-205

funeral directors' sales, 63-520

metal, 35-210

## Burlap bags, 34-202

## Burners

for furnaces, 41-225

gas, residential and commercial, 41-225, 42-214, 43-204

oil, 41-008, 41-225, 42-214, 43-204

Bus accidents, 53-001, 53-206, 53-215, 53-216  
 Bus bodies, 42-217  
 Bus fuel consumption, 53-002, 53-215, 53-216  
     urban services, 53-003  
 Bus licence fees, 53-217  
 Bus operating revenues, expenses, seating capacity, etc., 53-215, 53-216  
 Bus passengers, 53-215, 53-216  
 Bus regulations, 53-217  
 Bus service  
     passenger revenue and mileage, 53-002, 53-215, 53-216  
     urban, passenger revenue and mileage, 53-003  
 Bus terminals, value of construction work performed, 64-201  
 Bus traffic, 53-002, 53-003, 53-216  
 Buses, 42-002, 42-209  
 Business  
     cards, printed, 36-203  
     college correspondence courses, 81-542  
 Business Colleges, Trade Schools, Statistics of Private, 81-214  
 Business colleges  
     preliminary statistics, 81-201  
     private, directory, 1965, 81-534  
     private, enrolment, staff, fees, salaries, etc., 81-213, 81-214  
     private, enrolment, staff, income and expenditure, 81-209  
     private, financial statistics, 81-208  
 Business conditions, *see* Group 61  
 Business course in colleges, 81-222  
 Business failures, *see* Commercial failures  
 Business Financial Statistics Balance Sheets, Selected Financial Institutions, 61-006  
 Business machines, 42-216  
 Business schools, *see* Business colleges  
 Business taxes  
     and rates, 68-201  
     government revenue from, 68-202  
     local government revenue from, 68-203, 68-204  
 Business, unincorporated, financial flow accounts, 13-002

Butane, 26-006  
     and mixes, supply and disposition, 45-004  
 Butter, 11-003, 23-001, 32-002, 32-209  
     boxes, 35-209  
     consumer price index, 62-010  
     domestic disappearance, 23-001  
     factories, directory, 32-506  
     family expenditure, 62-531  
     farm cash receipts from the sale of, 23-001  
     farm sales and home use, 23-201  
     farm values, 23-001  
     in cold storage, 32-217  
     industry selling price index, 62-011, 62-528  
     peanut, 11-003, 32-018, 32-213, 32-218, 32-224  
     per capita disappearance, 32-226  
     production, disposition, stocks, prices, 21-003  
     production, stocks, disappearance, 23-201  
     stocks, 32-009  
     supply and disposition, 21-513  
 Butterfat, farm value, 21-003  
 Buttermilk, 32-209  
     commercial sales, 23-002  
     in cold storage, 32-217  
     sales, 23-201  
 Button covering, 34-210  
 Buttons, all kinds, 47-205

## C

CALURA, *see* Corporations and Labour Unions Returns Act  
 CBC, *see* Canadian Broadcasting Corporation  
 CEGEP's, courses, enrolment, graduates, etc., 81-222  
 CITC, *see* Canadian International Trade Classification  
 CMHC, *see* Central Mortgage and Housing Corporation  
 CNR, *see* Canadian National Railways  
 CP, *see* Canadian Pacific Limited  
 CP Air, *see* Canadian Pacific Air Lines Ltd.  
 Cabana sets, men's, 34-216



- Cabbage  
 acreage, value and stocks, 21-003  
 farm value, 22-003  
 in cold storage, 32-217  
 per capita disappearance, 32-226
- Cabinet work, 35-205
- Cabinets  
 kitchen, 35-205, 35-211, 35-213  
 interprovincial and foreign shipments, 31-516  
 phonograph, radio, television, 35-211
- Cable companies, operating and financial statistics, 56-201
- Cable, telephone and television, 43-209
- Cable Television, 56-205
- Cablegrams transmitted, 56-201
- Cables, electric, all types, 43-209
- Cadmium, 26-201, 26-202, 41-214  
 production, consumption, 26-219
- Cafeteria equipment, 41-227
- Cafeterias, value of construction work performed, 64-201
- Caisses populaires  
 credit statistics, 61-004  
 financial flow accounts, 13-002
- Cake mixes, 11-003, 32-018, 32-224, 32-228
- Cake ornaments and decorations, 47-205
- Cakes, 32-203, 32-505  
 family expenditure, 62-531
- Calcimine, sales, 46-001
- Calcimines, 46-210
- Calcium, 26-201, 26-202, 26-219  
 arsenate, 46-212  
 compounds, 46-219  
 cyanamide, production and sales, 46-207
- Calculating machines, 42-216
- Caledonian/B.U.A., international air charter flights, seat and cargo capacity, 51-003
- Calendars, 36-203, 36-206
- Calf feeds, concentrates, 32-004, 32-214
- Calf skins, 32-221  
 domestic, imported, 33-001
- Calgary census tracts  
 1971, 95-726, 95-756
- Calves  
 farm cash income, 21-511  
 farm cash receipts, 21-001
- Calves - Concluded  
 number on farms, 23-004  
 farm value, prices, 21-003  
 slaughterings, 32-221  
 slaughterings, marketing, etc., 23-203
- Camera chain stores, 63-210
- Camp beds, 34-202
- Camp furniture, 34-202, 35-211
- Campers, truck, 42-217
- Camping equipment in households, 64-202
- Campus Book Stores, 63-219
- Can openers, electric, 43-003, 43-203
- Canada Handbook, 11-203
- Canada Pension Plan  
 payments in educational institutions, libraries, museums, 72-616  
 payments in finance, insurance and real estate, 72-610  
 payments in manufacturing, 72-506, 72-510, 72-612  
 payments in mines, quarries and oil wells, 72-511, 72-613  
 payments in trade (wholesale and retail), 72-615  
 revenue and expenditure, 13-001
- Canada Perspective, 11-507E
- Canada Southern Railways  
 equipment and track statistics, 52-209  
 financial statistics, 52-208  
 freight traffic, 52-211
- Canada Yearbook, 11-202
- Canada's International Investment Position, 67-202
- Canada's Mineral Production, Preliminary Estimate, 26-202
- Canadian Arsenals Limited, financial statistics, 61-203
- Canadian Balance of International Payments, 67-201  
 A Compendium of Statistics From 1946 to 1965, 67-505  
 and International Investment Position, 67-201
- Canadian Broadcasting Corporation  
 operating and financial statistics, 56-204
- Canadian Citizenship Statistics, 91-205

- Canadian Commercial Corporation, financial statistics, 61-203
- Canadian Community Colleges and Related Institutions, 81-222
- Canadian Education Through Correspondence  
1967-68, 81-542
- Canadian Fisheries Statistics, 24-002
- Canadian Forestry Statistics  
(annual), 25-202  
Revised 1969, 25-504
- Canadian Government Elevators, financial statistics, 61-203
- Canadian International Trade Classification, Numeric Index, 12-544
- Canadian Job Vacancy Survey, Technical Appendix, 1972, 71-521
- Canadian Labour Force Survey, Methodology, 71-504
- Canadian Life Tables, by Sex  
1951, 84-509  
1950-52, 1955-57, 84-510
- Canadian Life Tables, 1960-1962, 84-516
- Canadian Mineral Statistics, 26-501
- Canadian National Railway System, financial statistics, 61-203
- Canadian National Railways, 52-201  
and Canadian Pacific Limited, 52-213  
capital structure, etc., 52-213  
employment, 52-212  
equipment and track statistics, 52-209  
financial statistics, 52-208  
freight traffic, 52-211  
operating statistics, 52-003
- Canadian National Telecommunications, operating and financial statistics, 56-201
- Canadian National (West Indies) Steamships Limited, financial statistics, 61-203
- Canadian Overseas Telecommunication Corporation  
financial statistics, 61-203  
operating and financial statistics, 56-201
- Canadian Pacific Air Lines Ltd.  
financial statement, 51-206  
historical background, 51-501
- Canadian Pacific Air Lines Ltd. — Conc.  
international air charter flights, seat and cargo capacity, 51-003  
operating revenues and expenses, 51-001  
operating statistics, 51-002
- Canadian Pacific Limited, 52-202
- Canadian National Railways, and, 52-213  
employment, 52-212  
equipment and track statistics, 52-209  
financial statistics, 52-208  
freight traffic, 52-211  
income, expenditure, operating statistics, 52-202  
operating and financial statistics, 56-201  
operating statistics, 52-003, 52-206  
capital structure, 52-213  
telecommunications statistics, 56-201
- Canadian Patents and Development Limited, financial statistics, 61-203
- Canadian Suicide Ratios by Local Areas and Urban Centres, 1970-72, 84-530
- Canadian residents  
returning from overseas countries, 66-001, 66-201  
returning from the United States, 66-001, 66-201
- Canadian Sickness Survey, 1950-51, 82-511
- Canadian Statistical Review, 11-003  
Annual Supplement to Section 1, 11-206  
Historical Summary, 11-502  
1970, 11-505  
Supplement, 11-401  
Weekly Supplement, 11-004
- Canadian System of Government Financial Management Statistics, 68-506
- Canadian Travel Survey, 1971, 81-001  
(Vol. 3, # 7)
- Canadian Universities, Income and Expenditure, 81-212
- Canadian Wheat Board, financial statistics, 61-203
- Canal traffic, 11-003, 54-003
- Canals, value of construction work performed, 64-201

- Cancer
  - deaths, 84-520, 84-521, 84-531
  - Mortality by Site, 1950-1963, 84-521
- Candles, all types, 47-205
- Candy
  - and nut chain stores, 63-210
  - family expenditure, 62-531
  - mixes, 32-224
  - production, *see* Confectionery
  - sticks (wooden), 35-206
  - vending machines, number and sales, 63-213
- Cane and Beet Sugar Processors, 32-222
- Canned and Frozen Processed Foods, 32-212
- Canned
  - drink vending machines, number and sales, 63-213
- Canneries, value of construction work performed, 64-201
- Canning machinery, 42-214
- Canoes, 42-205
- Cans, metal, 41-227
- CANSIM: Operation Manual for Data Entry, 12-530
- CANSIM: Users' Manual for Data Retrieval and Manipulation, 12-531
- Canthooks, 41-208
- Canvas
  - awnings, tents, etc., direct sales, 63-218
  - footwear, 33-002
  - Products and Cotton and Jute Bags Industry, 34-202
  - Products Industry, 34-202
- Canvassing, sales made through, 63-218
- Capelin, landings, 24-002, 24-003, 24-201, 24-202, 24-206
- Capes
  - fur, 34-213
  - men's and youths', 34-001, 34-216
  - women's and children's, 34-001
- Capital
  - account transactions between Canada and other countries, *see* Group 67
  - acquisition, fixed formation, etc., 13-002
  - Flows and Stocks, Fixed, 13-211
  - movements, 67-001, 67-201, 67-505
  - repair expenditure, 61-205, 61-206
- Capital International Airways, international air charter flights, seat and cargo capacity, 51-003
- Caps, 34-218
  - bathing and shower, rubber, 33-206
  - bottle, metal and plastic, 41-227
  - fur, 34-213
  - paper, 36-203, 36-206
- Car capacity of drive-in theatres, 63-207
- Carbon
  - brushes for generators and motors, 43-210
  - dioxide, 46-219
  - paper, 47-205
- Carbonated beverages, 11-003, 32-001, 32-208
- Card cases, 33-205
- Cardboard, 35-206
- Cardigans, knitted, 34-215
- Cardiovascular-renal Mortality, 1950-1968, 84-529
- Cards
  - greeting and visiting, 36-203, 36-206
  - playing, 36-203
- Cargo handled by air carriers, 51-001, 51-203
- Cargo loaded and unloaded
  - coastwise and seaborne shipping, 54-002
  - coastwise shipping, 54-204
  - for and from foreign countries, 54-202, 54-203
- Cargo on international air charter flights, 51-003
- Cargo ships, 42-206
- Cargo tonnage through canals, 54-201
- Carloadings on railways, 11-003, 52-001
- Carnations, greenhouse sales, 22-202
- Carp, landings, 24-201, 24-206, 24-207
- Carpenters' tools, 41-208
- Carpet, Mat and Rug Industry, 34-221
- Carriages, doll, 47-204
- Carrots
  - acreage and production, 21-505
  - farm value, 21-512, 22-003
  - value and stocks, 21-003
  - and peas combined, canned and frozen, 32-212
  - canned, 32-218
  - and frozen, 32-212

- Carrots – Concluded
  - domestic disappearance, 32-212
  - in cold storage, 32-217
  - per capita disappearance, 32-226
  - stocks, 32-010
- Cars, *see also* Automobiles; Motor vehicles
- Cars, 11-003, 42-001, 42-002, 42-209
  - farm family expenditure, 62-523
  - mine, 42-214
  - new and used, sales financing, 63-211
  - railway, 42-211
  - urban family expenditure, 62-530
- Cartoned milk or juice vending machines, number and sales, 63-213
- Cartons, folding, 36-203, 36-206, 36-214
- Casein, 32-002, 32-209
  - sales, 46-001
  - supply and disposition, 21-513
- Cases
  - jewellery, 47-208
  - leather, 33-202
  - musical instruments, 33-205
  - toiletty, 33-205
  - utility, card, key, cigarette, etc., 33-205
  - watch, 47-206
- Cash receipts from farming operations, 21-001, 21-201
- Cash register paper, rolls, 36-206
- Cash registers, 42-216
- Casings, sausages, 32-221
- Caskets, 35-210
- Casks, wooden, 35-208
- Cast iron
  - pipes, 11-003
  - plumbers' supplies, 41-226, 41-228
- Casters, 41-208
- Castile soaps, 46-214
- Castings
  - aluminum, 41-204, 41-224, 41-226, 41-228
  - brass, 41-204, 41-224, 41-226, 41-228
  - bronze, 41-204, 41-224, 41-226, 41-228
  - copper, 41-224, 41-226, 41-228
  - iron, 41-001, 41-004, 41-221, 41-226, 41-228
  - magnesium, 41-204
  - metal, 41-215
  - steel, 41-001, 41-004, 41-203, 41-220, 41-226, 41-228
- Castings – Concluded
  - steel, 41-001, 41-004, 41-203, 41-220, 41-226, 41-228
- Castor oil, 46-216
- Casualty insurance companies, financial statistics, 61-006
- Cat food, 32-004, 32-214, 32-221, 32-224
- Catalogue
  - 1971 Census, 11-506
  - of DBS Publications, 11-204
  - Historical, 11-504
  - of Statistics Canada Publications, 11-204
- Catalogues, printed, 36-203
- Catfish
  - freezings and stocks, 24-001, 24-003
  - landings, 24-002, 24-003, 24-201, 24-202, 24-204 to 24-207
- Catsup, tomato, 32-017, 32-212, 32-218, 32-224
  - domestic disappearance, 32-212
  - family expenditure, 62-531
- Cattle
  - farm cash income, 21-511
  - farm cash receipts, 21-001
  - feeds, 32-004, 32-214
  - hides, 32-221
    - domestic and imported, 33-001
    - industry selling price index, 62-011, 62-528
  - leather, 33-202
    - production, deliveries and stocks, 33-001
  - number on farms, 23-004
    - farm value, 21-003, 23-203
    - farm value, prices, 21-003, 21-514
  - slaughtering, marketing, etc., 23-203
  - tail hair, 32-221
- Cauliflower
  - acreage and production, 21-003, 21-505
  - farm value, 21-512, 22-003
  - canned and frozen, 32-212
  - in cold storage, 32-217
  - per capita disappearance, 32-226
  - stocks, 32-010
- Caulking compounds, 46-216
- Causes of death, 84-502, 84-503

Causes of Death, Canada (annual), 84-203  
 1950-60, 84-514  
 1958-64, 84-519

Causes of Death  
 Provinces by Sex and Canada by Sex and Age, 84-203

Caustic soda  
 production, imports, exports, 46-219

Cedar, 25-202  
 chests, 35-211  
 exports, industry selling price index, 35-003  
 price, 35-002  
 red, production, shipments and stocks, 35-003  
 shipments, 35-204

Ceiling panels, 36-002  
 hardboard, 36-001

Celery  
 acreage and production, farm value, 22-003  
 value and stocks, 21-003  
 per capita disappearance, 32-226

Cellulose film, 36-206, 36-207

Cement, 11-003, 26-007, 26-201, 26-202, 44-001  
 apparent consumption, 44-204  
 linoleum, 46-216  
 Manufacturers, 44-204  
 indexes of output per person employed and per man-hour, 14-505  
 mill machinery, 42-214  
 products (blocks, bricks, etc.), 44-001, 44-204, 44-205  
 refractory, 44-214  
 roof, 36-205  
 rubber, 33-206

Census of 1971 - Merchandising and Services  
 Retail Trade - Advance Report  
 Business Locations, 97-712  
 Retail Trade - Volume Series (Volume VII)  
 Introduction and General Review, 97-701

Census of 1971 - Continued  
 Establishments Data  
 General Statistics, 97-707  
 Locations Data  
 Counties or Census Divisions, Cities and Towns, 97-703  
 Metropolitan Areas by Census Tracts, 97-704  
 Miscellaneous Data, 97-706  
 Provinces and Cities by Kind of Business, 97-702  
 Size of Business, 97-705

Wholesale Trade - Advance Report  
 Business Locations, 97-732

Wholesale Trade - Volume Series (Volume VIII)  
 Introduction and General Review, 97-721  
 Establishments Data  
 General Statistics, 97-725  
 Locations Data  
 Counties and Census Divisions, Metropolitan Areas, Cities and Towns, 97-723  
 Provinces by Kind of Business and Type of Operation, 97-722  
 Size of Business and Ancillary Units, 97-724

Service Trades - Advance Report  
 Business Locations, 97-752

Service Trades - Volume Series (Volume IX)  
 Introduction and General Review, 97-741  
 Establishments Data  
 General Statistics, 97-747  
 Locations Data  
 Counties or Census Divisions, Cities and Towns, 97-743  
 Metropolitan Areas by Census Tracts, 97-744  
 Miscellaneous Data, 97-746  
 Provinces and Cities by Kind of Business, 97-742  
 Size of Business, 97-745

Census of 1971 - Population, Households, Families, Agriculture  
 Age Groups, 92-715  
 by Place of Birth, 92-737

## Census of 1971 — Continued

## Agriculture

Alberta, 96-710

Areas and Census-farms Reporting  
Field Crops (Advance Series),  
96-718Basic Socio-economic Character-  
istics of Farm Operators, 96-712

British Columbia, 96-711

Canada: Summary Tables, 96-701

Census-farms by Economic Class  
(Advance Series), 96-722Census-farms by Size, Area and  
Use of Farm Land (Advance  
Series), 96-721Cross-classified Socio-economic  
Characteristics of Farm Opera-  
tors, 96-713Cross-classified Socio-economic  
Characteristics of Farm Opera-  
tors' Dwelling Facilities, 96-717Cross-classified Socio-economic  
Characteristics of Farm Opera-  
tors' Families, 96-715Cross-classified Socio-economic  
Characteristics of Farm Opera-  
tors' Households, 96-716Cross-classified Socio-economic  
Characteristics of Farm Opera-  
tors with Off-farm Employment  
and Income, 96-714Data from the Post-Census Agri-  
culture Sample Survey (Ad-  
vance Series), 96-735Farm Machinery and Equipment  
(Advance Series), 96-720Farm Operators by Economic  
Class of Farm Showing Such  
Characteristics as Sex, Age, In-  
come, Schooling, Off-farm Em-  
ployment (Advance Series), 96-  
734Fertilizer Use (Advance Series),  
96-726Irrigation (Advance Series), 96-  
724Livestock and Poultry on Census-  
farms (Advance Series), 96-719

## Census of 1971 — Continued

Manitoba, 96-708

New Brunswick, 96-705

Newfoundland, 96-702

Nova Scotia, 96-704

Number and Area of Census-farms  
(Advance Series), 96-727, 96-  
728

Ontario, 96-707

Population, Tenure, Age and Resi-  
dence of Operators, Type of  
Farm Organization (Advance  
Series), 96-723

Prince Edward Island, 96-703

Quebec, 96-706

Saskatchewan, 96-709

Selected Data for Census-farms

Classified by Economic Class

Atlantic Provinces (Advance  
Series), 96-729Ontario (Advance Series), 96-  
731Quebec (Advance Series), 96-  
730Western Provinces (Advance  
Series), 96-732Socio-economic Characteristics of  
Farm Operators and Their  
Households (Advance Series),  
96-733Vegetables, Fruits, Greenhouses,  
Nurseries and Mushrooms (Ad-  
vance Series), 96-725

## Appendix to Volume III

(Part 2), 94-727

(Part 3), 94-737

(Part 6), 94-770

(Part 7), 94-784

Areas and Census-farms Reporting  
Field Crops (Advance Series), 96-  
718Basic Socio-economic Characteristics  
of Farm Operators, 96-712

Bath and Toilet Facilities, 93-735

Bedrooms per Dwelling, 93-729

## Census of 1971 – Continued

- Brantford, Ontario
  - (Census Tract, Series A), 95-708
  - (Census Tract, Series B), 95-738
- Calgary, Alberta
  - (Census Tract, Series A), 95-726
  - (Census Tract, Series B), 95-756
- Census Tracts, 92-710
- Census-farms by Economic Class (Advance Series), 96-722
- Census-farms by Size, Area and Use of Farm Land (Advance Series), 96-721
- Characteristics of Immigrants, 92-740
- Characteristics of Migrants in Census Metropolitan Areas, 92-746
- Characteristics of Persons With Vocational Training, 92-744
- Characteristics of the Migrant and Non-migrant Population, 92-745
- Characteristics of Women Ever Married by Number of Children Born, 92-751
- Children in Families, 93-715
- Cities, Towns, Villages and Census Agglomerations, 92-708
- Citizenship and Immigration, 92-728
- Cross-classified Socio-economic Characteristics of Farm Operators, 96-713
- Cross-classified Socio-economic Characteristics of Farm Operators' Dwelling Facilities, 96-717
- Cross-classified Socio-economic Characteristics of Farm Operators' Families, 96-715
- Cross-classified Socio-economic Characteristics of Farm Operators' Households, 96-716
- Cross-classified Socio-economic Characteristics of Farm Operators with Off-farm Employment and Income, 96-714
- Data from the Post-Census Agriculture Sample Survey (Advance Series), 96-735
- Dictionary of Census Terms, 12-540

## Census of 1971 – Continued

- Dwelling Characteristics by Age and Sex of Household Head, 93-739
- Dwelling Characteristics by Persons per Room, 93-742
- Dwelling Characteristics by Structural Type and Tenure, 93-738
- Dwelling Characteristics by Type of Household, 93-740
- Dwelling Characteristics of Immigrant Households, 93-741
- Dwellings by Tenure and Structural Type, 93-727
- Edmonton, Alberta
  - (Census Tract, Series A), 95-727
  - (Census Tract, Series B), 95-757
- Employed Labour Force by Industry and Sex Showing Age, 94-747
- Employed Labour Force by Industry Divisions and Sex, 94-746
- Employment Income, 94-711, 94-712
  - by Sex and Occupation, 94-766
  - by Sex, Class of Worker by Age and Weeks Worked, Full- and Part-time, 94-764
  - by Sex, Occupation and Class of Worker, 94-765
  - by Sex, Occupation and Schooling, 94-768, 94-769
  - for Full-time, Full-year Workers by Sex and Occupation, 94-767
- Ethnic Groups, 92-723
  - by Age Groups, 92-731
  - by Place of Birth, 92-738
- Families
  - by (a) Marital Status and Sex, and (b) Age and Sex of Head, 93-716
  - by Labour Force Status of Family Members, 93-723
  - by Selected Characteristics of Family Head, 93-717
  - by Size and Type, 93-714
  - Children in Families, 93-715
  - Husband-wife Families, 93-720
  - Immigrant Families, 93-722
  - Incomes of Families, Family Heads and Non-family Persons, 93-724



## Census of 1971 – Continued

## Families – Concluded

Incomes of Families, Family Heads  
and Non-family Persons Showing  
Selected Characteristics, 93-725

Introduction to Volume II (Part  
2), 93-713

One-parent Families, 93-721

Summary Family Income Statis-  
tics (Advance Series), 93-746

Summary Household and Family  
Characteristics (Advance Series),  
93-743

Family Characteristics by Marital  
Status, Age and Sex of Head, 93-718

Family Characteristics by Type,  
Schooling and Age of Head, 93-719

Farm Machinery and Equipment  
(Advance Series), 96-720

Farm Operators by Economic Class  
of Farm Showing Such Character-  
istics as Sex, Age, Income, School-  
ing, Off-farm Employment (Ad-  
vance Series), 96-734

Farms, *see* Agriculture

Female Labour Force Participation  
by Schooling, Marital Status, Age  
and Presence of Children, 94-774

Fertilizer Use (Advance Series), 96-  
726

Field Crops, Area and Census-farms  
Reporting Field Crops (Advance  
Series), 96-718

Halifax, Nova Scotia  
(Census Tract, Series A), 95-702  
(Census Tract, Series B), 95-732

Hamilton, Ontario  
(Census Tract, Series A), 95-709  
(Census Tract, Series B), 95-739

Hours Worked by Sex, Industry and  
Occupation for Labour Force and  
Wage-earners, 94-783

Household and Family Status of  
Individuals, 93-712

Household Composition, 93-704

Household Facilities, 93-737

## Census of 1971 – Continued

## Households

Characteristics of Head, 93-705

Incomes of Household Heads, 93-  
710

Incomes of Household Heads  
Showing Dwelling Characteris-  
tics, 93-711

Introduction to Volume II (Part  
1), 93-701

Marital Status, Age and Sex of  
Head, 93-709

Size, 93-702

Size Showing Selected Character-  
istics of Head, 93-708

Summary Household and Family  
Characteristics (Advance Series),  
93-743

Type, 93-703

Type Showing Selected Character-  
istics of Head, 93-707

With Head Born Outside Canada,  
93-706

Housing, *see also* Dwellings

## Housing

Bath and Toilet Facilities, 93-735

Bedrooms per Dwelling, 93-729

Introduction to Volume II

(Part 3), 93-726

(Part 4), 93-734

Number of Persons per Room,  
93-730

Period of Construction and Length  
of Occupancy, 93-731

Principal Fuels and Heating Equip-  
ment, 93-733

Rooms per Dwelling, 93-728

Source of Water Supply and Type  
of Sewage Disposal, 93-736

Summary Housing Characteristics  
(Advance Series), 93-744

Summary Housing Characteristics  
(Sample Data) (Advance Series),  
93-745

Values and Rents, 93-732

## Census of 1971 – Continued

- Husband-wife Families, 93-720
- Immigrant Families, 93-722
- Income, *see also* Employment Income Income
  - Individuals by Labour Force Experience, Age and Sex, 94-762
  - Individuals by Schooling, Age and Sex, 94-763
  - Individuals by Sex, Age, Marital Status and Period of Immigration, 94-760
  - Individuals by Source, 94-761
- Introduction to Volume III
  - (Part 1), 94-701
  - (Part 6), 94-759
- Population 15 and Over by Income (Advance Series), 94-789
- Summary Family Income Statistics (Advance Series), 93-746
- Total Income, 94-709, 94-710
- Wage and Salary Income, 94-713, 94-714
- Incomes of Families, Family Heads and Non-family Persons, 93-724
  - Showing Selected Characteristics, 93-725
- Incomes of Household Heads, 93-710
  - Showing Dwelling Characteristics, 93-711
- Industries by Sex, 94-740, 94-742 to 94-744
  - Showing Age, Class of Worker and Number of Non-Canadian Born, 94-755, 94-756
  - Showing Age, Marital Status, Level of Schooling and Class of Worker, 94-749 to 94-752
  - Showing Level of Schooling by Age, and School Attendance, 94-753
  - Showing Occupation Major Groups, 94-758
  - Showing Period of Immigration, Birthplace and Ethnic Group, 94-754
- Industries, Historical, 94-739
- Industries, Introduction to Volume III
  - (Part 4), 94-738
  - (Part 5), 94-748

## Census of 1971 – Continued

- Industry
  - by Sex, Weeks Worked and Unemployment, 94-780
- Divisions and Major Groups by Sex, 94-745
  - Showing Age, Class of Worker and Number of Married Females, 94-757
- Divisions by Sex, 94-741
- Employed Labour Force by Industry and Sex Showing Age, 94-747
- Internal Migration, 92-719
- Introduction to Volume I
  - (Part 1), 92-701
  - (Part 2), 92-713
  - (Part 3), 92-722
  - (Part 4), 92-729
  - (Part 5), 92-741
- Introduction to Volume II
  - (Part 1), 93-701
  - (Part 2), 93-713
  - (Part 3), 93-726
  - (Part 4), 93-734
- Introduction to Volume III
  - (Part 1), 94-701
  - (Part 2), 94-715
  - (Part 3), 94-728
  - (Part 4), 94-738
  - (Part 5), 94-748
  - (Part 6), 94-759
  - (Part 7), 94-771
- Irrigation (Advance Series), 96-724
- Kingston, Ontario
  - (Census Tract, Series A), 95-710
  - (Census Tract, Series B), 95-740
- Kitchener-Guelph, Ontario
  - (Census Tract, Series A), 95-711
  - (Census Tract, Series B), 95-741
- Labour Force, *see also* Occupations, Industries
- Labour Force
  - Activity and Weeks Worked, 94-781, 94-782
  - Activity and Work Experience by Marital Status, Age and Sex, 94-777
  - Activity by Marital Status, Age and Sex, 94-773
  - Activity by Sex, 94-703

## Census of 1971 – Continued

## Labour Force – Concluded

- Age and Sex, 94-704, 94-705
- Characteristics by Selected Educational Characteristics and Sex, 94-772
- Employed by Industry and Sex Showing Age, 94-747
- Experience by Sex, 94-708
- Families by Labour Force Status of Family Members, 93-723
- Female Labour Force Participation by Schooling, Marital Status, Age and Presence of Children, 94-774
- Historical, 94-702
- Hours Worked by Sex, Industry, and Occupation for Labour Force and Wage-earners, 94-783
- Industry (Advance Series), 94-787
- Introduction to Volume III
  - (Part 1), 94-701
  - (Part 7), 94-771
- Marital Status and Sex, 94-706
- Migration by Labour Force Activity, Canada and Provinces, 92-747
- Migration by Labour Force Activity, Census Metropolitan Areas, 92-748
- Migration by Schooling, Age and Occupation, 92-749
- Occupation (Advance Series), 94-788
- Participation by Period of Immigration, Age and Sex, 94-776
- Participation of Married Females by Age, 94-775
- Participation Rates by Age and Marital Status (Advance Series), 94-785
- Participation Rates by Level of Schooling and Sex (Advance Series), 94-786
- Schooling and Sex, 94-707
- Weeks Worked in 1970 by Selected Characteristics, 94-779
- Weeks Worked in 1970 for Labour Force and Wage-earners by Sex, 94-778

## Census of 1971 – Continued

- Land Areas of Statistical Units (Geography, Special Series), 98-701
- Language and Age by Place of Birth, 92-739
- Language by Age Groups, 92-733
- Language by Ethnic Groups, 92-736
- Livestock and Poultry on Census-farms (Advance Series), 96-719
- London, Ontario
  - (Census Tract, Series A), 95-712
  - (Census Tract, Series B), 95-742
- Marital Status, 92-717
  - by Age Groups, 92-730
  - by Ethnic Groups, 92-734
- Migration by Labour Force Activity, Canada and Provinces, 92-747
- Migration by Labour Force Activity, Census Metropolitan Areas, 92-748
- Montreal, Quebec
  - (Census Tract, Series A), 95-704
  - (Census Tract, Series B), 95-734
- Mother Tongue, 92-725
- Number and Area of Census-farms (Advance Series), 96-727, 96-728
- Number of Persons per Room, 93-730
- Occupation Groups
  - Industry Divisions and Sex, 94-736
  - Sex, 94-718, 94-722
  - Sex, Showing Age, Level of Schooling, Number Married and Number of Wage-earners, 94-735
- Occupations, *see also* Labour Force
- Occupations
  - Females by Marital Status by Age, 94-733
  - Historical, 94-716
  - Introduction to Volume III
    - (Part 2), 94-715
    - (Part 3), 94-728
  - Labour Force Migration by Schooling, Age and Occupation, 92-749
  - Sex, 94-717, 94-719 to 94-721
  - Sex, Labour Force Activity and Weeks Worked, 94-781, 94-782

**Census of 1971 – Continued**

## Occupations – Concluded

Sex, Showing Age, Marital Status and Class of Worker, 94-723 to 94-726

Sex, Showing Birthplace, Period of Immigration and Ethnic Group, 94-734

Sex, Showing (a) Level of Schooling by Age and School Attendance, (b) Vocational Training, 94-729

Sex, Showing Level of Schooling by Age, 94-730 to 94-732

Official Language and Language Spoken at Home, 92-726

One-parent Families, 93-721

Oshawa, Ontario

(Census Tract, Series A), 95-714

(Census Tract, Series B), 95-744

Ottawa-Hull, Ontario-Quebec

(Census Tract, Series A), 95-715

(Census Tract, Series B), 95-745

Out-of-school Population, 92-743

Period of Construction and Length of Occupancy, 93-731

Persons Ever Married by Age at First Marriage, 92-750

Peterborough, Ontario

(Census Tract, Series A), 95-716

(Census Tract, Series B), 95-746

Place of Birth, 92-727

## Population

Age Groups, 92-715

Age Groups (Advance Series), 92-756

Age Groups by Place of Birth, 92-737

Birthplace (Advance Series), 92-760

Census Divisions (Advance Series), 92-753

Census Divisions and Subdivisions, 92-704 to 92-707

Census Tracts, 92-710

Characteristics of Immigrants, 92-740

**Census of 1971 – Continued**

## Population – Continued

Characteristics of Migrants in Census Metropolitan Areas, 92-746

Characteristics of the Migrant and Non-migrant Population, 92-745

Cities, Towns, Villages and Census Agglomerations, 92-708

Citizenship and Immigration, 92-728

Electoral Districts, 92-703

Ethnic Groups, 92-723

Ethnic Groups (Advance Series), 92-762

Ethnic Groups by Age Groups, 92-731

Ethnic Groups by Place of Birth, 92-738

Federal Electoral Districts (Advance Series), 92-752

15 and Over by Income (Advance Series), 94-789

Historical, 92-702

Internal Migration, 92-719

## Introduction to Volume I

(Part 1), 92-701

(Part 2), 92-713

(Part 3), 92-722

(Part 4), 92-729

(Part 5), 92-741

Language and Age by Place of Birth, 92-739

Language by Age Groups, 92-733

Language by Ethnic Groups, 92-736

Language Spoken at Home and Official Language (Advance Series), 92-759

Marital Status, 92-717

Marital Status and Sex (Advance Series), 92-757

Marital Status by Age Groups, 92-730

Marital Status by Ethnic Groups, 92-734

Mother Tongue, 92-725

## Census of 1971 - Continued

## Population - Continued

Mother Tongue (Advance Series),  
92-758

Official Language and Language  
Spoken at Home, 92-726

Out-of-school Population, 92-743

Period of Immigration (Advance  
Series), 92-761

Place of Birth, 92-727

Reference Maps, 92-712

Religious Denomination (Advance  
Series), 92-763

Religious Denominations, 92-724

Religious Denominations by Age  
Groups, 92-732

Religious Denominations by Eth-  
nic Groups, 92-735

School Attendance and Level of  
Schooling (Advance Series), 92-  
764

School Attendance and Schooling,  
92-720

School Population, 92-742

Sex Ratios, 92-714

Single Years of Age, 92-716

Specified Age Groups and Sex  
(Population, Special Series), 92-  
772

Specified Ethnic Groups (Popula-  
tion, Special Series), 92-774

Specified Mother Tongues (Popu-  
lation, Special Series), 92-773

Specified Religious Denominations  
(Population, Special Series), 92-  
775

Tenure, Age and Residence of  
Operators, Type of Farm Organ-  
ization (Advance Series), 96-723

Unincorporated Settlements  
(Population, Special Series), 92-  
771

Unorganized Townships, 92-711

Urban and Rural (Advance Series),  
92-755

## Census of 1971 - Continued

## Population - Concluded

Urban and Rural Distributions,  
92-709

Urban Centres of 5,000 and Over  
(Advance Series), 92-754

Principal Fuels and Heating Equip-  
ment, 93-733

Quebec, Quebec

(Census Tract, Series A), 95-705

(Census Tract, Series B), 95-735

Reference Maps, 92-712

Regina, Saskatchewan

(Census Tract, Series A), 95-724

(Census Tract, Series B), 95-754

Religious Denominations, 92-724

by Age Groups, 92-732

by Ethnic Groups, 92-735

Rooms per Dwelling, 93-728

St. Catharines-Niagara Falls, Ontario

(Census Tract, Series A), 95-713

(Census Tract, Series B), 95-743

St. John, New Brunswick

(Census Tract, Series A), 95-703

(Census Tract, Series B), 95-733

St. John's, Newfoundland

(Census Tract, Series A), 95-701

(Census Tract, Series B), 95-731

Sarnia, Ontario

(Census Tract, Series A), 95-717

(Census Tract, Series B), 95-747

Saskatoon, Saskatchewan

(Census Tract, Series A), 95-725

(Census Tract, Series B), 95-755

Sault Ste. Marie, Ontario

(Census Tract, Series A), 95-718

(Census Tract, Series B), 95-748

School Attendance and Schooling,  
92-720

School Population, 92-742

Selected Data for Census-farms Classi-  
fied by Economic Class (Advance  
Series)

Atlantic Provinces, 96-729

Ontario, 96-731

Quebec, 96-730

Western Provinces, 96-732

## Census of 1971 – Continued

- Sex Ratios, 92-714
- Sherbrooke, Quebec
  - (Census Tract, Series A), 95-706
  - (Census Tract, Series B), 95-736
- Single Years of Age, 92-716
- Socio-economic Characteristics of Farm Operators and Their Households (Advance Series), 96-733
- Source of Water Supply and Type of Sewage Disposal, 93-736
- Sudbury, Ontario
  - (Census Tract, Series A), 95-719
  - (Census Tract, Series B), 95-749
- Summary Family Income Statistics (Advance Series), 93-746
- Summary Household and Family Characteristics (Advance Series), 93-743
- Summary Housing Characteristics (Advance Series), 93-744
- Summary Housing Characteristics (Sample Data) (Advance Series), 93-745
- Thunder Bay, Ontario
  - (Census Tract, Series A), 95-720
  - (Census Tract, Series B), 95-750
- Toronto, Ontario
  - (Census Tract, Series A), 95-721
  - (Census Tract, Series B), 95-751
- Total Income, 94-709, 94-710
- Trois-Rivières, Quebec
  - (Census Tract, Series A), 95-707
  - (Census Tract, Series B), 95-737
- Unorganized Townships, 92-711
- Urban and Rural Distributions, 92-709
- Urban and Rural Population (Advance Series), 92-755
- Values and Rents, 93-732
- Vancouver, British Columbia
  - (Census Tract, Series A), 95-728
  - (Census Tract, Series B), 95-758
- Vegetables, Fruits, Greenhouses, Nurseries and Mushrooms (Advance Series), 96-725

## Census of 1971 – Concluded

- Victoria, British Columbia
  - (Census Tract, Series A), 95-729
  - (Census Tract, Series B), 95-759
- Vocational Training, 92-721
- Wage and Salary Income, 94-713, 94-714
- Weeks Worked in 1970 by Selected Characteristics, 94-779
- Weeks Worked in 1970 for Labour Force and Wage-earners by Sex, 94-778
- Windsor, Ontario
  - (Census Tract, Series A), 95-722
  - (Census Tract, Series B), 95-752
- Winnipeg, Manitoba
  - (Census Tract, Series A), 95-723
  - (Census Tract, Series B), 95-753
- Women Ever Married by Number of Children, 92-718
- Central electric stations, 57-001, 57-202, 57-204
- Central Mortgage and Housing Corporation, financial statistics, 61-203
- Century of Education in British Columbia: Statistical Perspectives, 1871-1971, 81-550
- Ceramic tiles, 44-005, 44-215, 44-216
- Cereal, family expenditure, 62-531
- Cereal price indexes, 62-009, 62-010
- Cereals, breakfast, 11-003, 32-018, 32-214, 32-224, 32-228
- Cereals, infant's, precooked canned and frozen, 32-212
- Cereals, per capita disappearance, 32-226
- Certificates Awarded by Degree-granting Institutions, 81-211
- Cervical braces and collars (orthopaedic), 47-206
- Chain saws, 41-208
- Chain Store Sales and Stocks, 63-001
- Chain stores, *see also* individual types of stores (Food stores, Clothing stores, etc.)

- Chain stores, retail trade, 63-005, 63-209, 63-210, 63-517, 63-519
- Chains, 41-228
- Chairs, 35-211, 35-212  
folding, stacking, 35-211, 35-213  
office, 35-006  
office, wooden, 35-211
- Chalices, 47-211
- Chamois lining, 33-205
- Characteristics of Persons Granted Canadian Citizenship  
1959-1964, 91-509
- Charcoal, 46-216
- Charge accounts, retail dealers, 61-004
- Charge sales, 61-006
- Charges of indictable offences, 85-201
- Charitable contributions, urban family expenditure, 62-530, 62-540
- Charitable Organizations, Selected Financial Statistics, 61-212
- Chartered banks  
currency transactions, bonds, loans, investment, 13-002  
financial flow accounts, 13-002  
lending rates, 62-007, 62-008  
loans, 11-003, 13-002  
personal loans, 61-004
- Chauffeurs' licences  
government revenue, 53-220  
number, 53-219  
revenues, 53-220
- Cheddar cheese, 11-003, 32-002, 32-209  
family expenditure, 62-531  
in cold storage, 32-217  
production and disposition, 21-003  
production, disappearance, wholesale prices, 23-201  
stocks in cold storage, 32-009  
supply and disposition, 21-513
- Cheese, 32-002, 32-209  
boxes, 35-209  
industry selling price index, 62-011, 62-528  
per capita disappearance, 32-226  
process, 32-024  
production, stocks, disappearance, 23-201
- Cheese - Concluded  
production, stocks, disposition, prices, 21-003  
supply and disposition, 21-513, 23-001  
various types, 11-003
- Cheesecloth, 34-210
- Chemical  
Directory, 1967, 46-503  
industries, fixed capital flows and stocks, 13-211  
industries, R & D expenditures, 13-203  
industry machinery, 42-214  
mineral process plant construction indexes, 62-007, 62-008  
products  
industry selling price index, 62-011, 62-528  
interprovincial and foreign shipments, 31-517
- Chemicals, *see* Group 46
- Chemicals  
consumption in municipal waterworks, 46-401  
industrial, 46-219  
medicinal, 46-209
- Cheque books, counter, 36-203
- Cheques Cashed, 61-001
- Cheques cashed in clearing centres, 11-003
- Cheques Cashed in Clearing Centres (annual), 61-201
- Cherries  
canned, 32-218  
and frozen, 32-212  
stocks, 32-011  
crystallized and glacé, 32-224  
domestic disappearance, 32-212  
in cold storage, 32-217  
maraschino, 32-224  
per capita disappearance, 32-226  
production and value, 21-003, 22-003  
stocks, 32-010
- Chesapeake and Ohio Railways  
equipment and track statistics, 52-209  
financial statistics, 52-208  
freight traffic, 52-211
- Chesterfields, 35-211, 35-213
- Chests, cedar, 35-211
- Chewing gum, 11-003, 32-016, 32-213



- Chewing tobacco, 32-225
- Chicken, 32-227
- family expenditure, 62-531
  - frozen, stocks, 32-009
  - in cold storage, 32-217
  - per capita disappearance, 32-226
  - production and value, disappearance, 21-003
  - sauce, 32-218
  - supply, disposition, farm value, 23-202
- Chickens
- industry selling price index, 62-011, 62-528
  - number on farms, 23-006, 23-202
  - farm value, 21-003
- Child population, increase rates, 91-508
- Childbirth complications
- complaint and disability days, 82-518
- Children
- admitted to and released from training schools, 85-208
  - Interprovincial Movement of Children in Canada, 81-216
  - selected statistics, 91-508
- Children's footwear, 33-002, 33-203
- Children's furniture, 35-211, 35-213
- Children's wear, 34-001, 34-216, 34-217
- price indexes, 62-009, 62-010
- Chile con carne, 32-221
- Chili sauce, 32-017, 32-218
- Chimney blocks, concrete, 44-205, 44-211
- China clay, 44-005
- consumption, 44-215
- Chinchilla
- number and value of pelts, 23-207, 23-208
  - number on fur farms, 23-208
  - supply and disposition, 23-208
- Chips, potato, 32-224
- Chlorates, sales, 46-212
- Chlordane, sales, 46-212
- Chlorinated hydrocarbons (DDT, dieldrin, etc.), 46-212
- Chlorinating machinery, 42-214
- Chlorine, 46-002
- interprovincial and foreign shipments, 31-517
  - production, imports, exports, 46-219
- Chocolate, 32-016, 32-224
- bars, industry selling price index, 62-011, 62-528
  - bulk, 32-213
  - confectionery, including bars, 32-016, 32-213, 32-224
  - cooking, 32-213
  - dark, light, synthetic, 32-213
  - drink, 32-018, 32-209
    - commercial sales, 23-002
    - sales, 23-201  - powder, 32-018
- Chocolates, boxed, 32-213
- Choirs, festival competitions, 81-550
- Chow mein, 32-221
- Christmas decorations, 47-205
- paper or foil, 36-206
- Christmas trees, artificial, 47-205
- Christmas trees, natural, 25-201
- Chrysanthemums, greenhouse sales, 22-202
- Church furniture, 35-205, 35-211 to 35-213
- Church garments, 34-218
- Churches, value of construction work performed, 64-201
- Cider, 32-017, 32-218
- Cigarette
- cases, 33-205
  - lighters, 47-205
  - vending machines, number and sales, 63-213
- Cigarettes, 11-003, 32-014, 32-225
- consumer price index, 62-010
  - family expenditure, 62-535 to 62-537
  - industry selling price index, 62-011, 62-528
  - production and disposition, 32-022
- Cigars, 11-003, 32-014, 32-225
- production and disposition, 32-022
- Cinder blocks, 44-002, 44-204, 44-205, 44-211
- Cinemas, *see* Theatres
- Circuit breakers, 43-207
- Circulars, 36-203
- Cisco (lake herring)
- freezings and stocks, 24-001
  - landings, 24-201, 24-207

- Cities, population, *see* Population
- Cities, Regional Consumer Price Indexes, 62-009
- Citizenship, *see* Group 91
- Citizenship certificates granted, 91-205  
characteristics of persons, 91-505, 91-509
- Citizenship of Teachers in Degree-granting Institutions, 81-244
- Citrus fruit  
in cold storage, 32-217  
per capita disappearance, 32-226  
stocks, 32-010
- City directories, 36-203
- City family expenditure, *see also* Urban family expenditure
- City Family Expenditure, 1957, 62-517
- Civil Aviation  
(monthly), 51-001
- Clams, landings, 24-002, 24-003, 24-201, 24-203 to 24-206, 24-208
- Classical colleges, courses, enrolment, etc., 81-222
- Classification, Canadian International Trade, Numeric Index, 12-544
- Classification, Standard Geographical Manual, Volume I, The Classification, 12-545
- Classification, Standard Geographical Manual, Volume II, Numerical Index, 12-546
- Classification, Standard Geographical Manual, Volume III, Alphabetical Index, 12-547
- Classification, Standard Geographical Manual, Volume IV, Alphabetical Index by Province, 12-552
- Classification, Trade of Canada, Commodity, 12-520F
- Clay  
artware, 44-005  
building brick, 44-005  
flower pots, 44-005, 44-215  
products, 11-003, 26-007, 26-201, 26-202, 44-005  
Products Manufacturers (From Domestic Clays), 44-215  
Products Manufacturers (From Imported Clays), 44-216
- Cleaners and soaps, household, direct sales, 63-218
- Cleaners, hand, 46-003, 46-214, 46-216
- Cleaning preparations (soaps, etc.), 46-003, 46-214 to 46-216
- Cleansing creams, 46-215  
sales, 46-221
- Clinic visits, 82-518
- Clinics, value of construction work performed, 64-201
- Clips, paper, 41-216
- Clock systems, interior, 43-206
- Clocks, all types, 47-206
- Closed-end funds, financial statistics, 61-006
- Cloth  
abrasive, 44-202  
Man-made Fibre Yarn and Cloth Mills, 34-208  
Wool Yarn and Cloth Mills, 34-209
- Clothes  
dolls', 47-204  
dryers, 11-003, 43-204  
domestic, 43-002  
in households, 64-202  
urban family expenditure, 62-540  
wooden, 35-208  
hampers, 35-211  
pins, 35-206, 35-208
- Clothing, *see* Group 34
- Clothing  
chain stores, 63-210  
chain stores, sales and stocks, 63-001  
consumer price index, 11-003, 62-001, 62-009, 62-010, 62-518  
direct sales, 63-218  
family expenditure, 62-535 to 62-537  
farm family expenditure, 62-523  
industries, fixed capital flows and stocks, 13-211  
industries, miscellaneous, 34-218  
industry selling price index, 62-011, 62-528  
men's and youths', 34-001, 34-216  
rubber, 33-206  
safety, 34-218

- Clothing - Concluded  
stores  
    in shopping centres, 63-214  
    in voluntary groups, 63-215  
    retail trade, 11-003, 63-005, 63-209, 63-517, 63-519  
    urban family expenditure, 62-530, 62-541  
    wholesale trade, 63-008, 63-521  
    women's and children's, 34-001, 34-217
- Clover, production and value, 21-003, 22-002
- Clutch facings for motor vehicles, 42-210
- Coaches, 42-002, 42-209
- Coal and products, *see* Group 45
- Coal, 26-007, 26-201, 26-202  
    and coke, 11-003  
    and Coke Statistics, 45-002  
    and coke, wholesale trade, 63-008, 63-521  
    heating facilities in households, 64-202  
    industrial consumption, 45-002  
    Mines, 26-206  
    Mining Industry, 26-206  
    Miscellaneous Petroleum and Coal Products Industries, 45-207  
    production, consumption, sales, stocks, 26-206  
    production, exports, imports, 45-002  
    supply and demand, 57-207, 57-505  
    Tar Distillation Industry, 46-204
- Coarse Grains Review, 22-001
- Coastwise shipping, 54-002, 54-204
- Coats  
    family expenditure, 62-535 to 62-537  
    men's and youths', 34-001, 34-216  
    women's and children's, 34-001, 34-217
- Cobalt, 26-201, 26-202, 26-216, 41-214  
    drilling, 26-207  
    salts, 46-219
- Cocks and cockerels, number on farms, 23-006
- Cocktail preparations, ready to serve, 32-207
- Cocktails, 32-206
- Cocoa  
    beans, production, stocks and grindings, 32-016  
    per capita disappearance, 32-226  
    powder, butter, 32-213
- Coconut oil, 32-006, 46-216
- Coconut, sweetened, 32-213
- Cod  
    family expenditure, 62-531  
    freezings and stocks, 24-001, 24-003  
    landings, 24-002, 24-003, 24-201 to 24-206, 24-208  
    liver oil, 46-216
- Coffee, 11-003  
    family expenditure, 62-531  
    industry selling price index, 62-011, 62-528  
    instant, 32-018, 32-224  
    makers, electric, 43-003, 43-203  
    per capita disappearance, 32-226  
    production and stocks, 32-018  
    roasted, instant, 32-224  
    vending machines, number and sales, 63-213
- Coffin and Casket Industry, 35-210
- Coffins, 35-210
- Coin purses, leather, 33-205
- Coke, 11-003, 45-205  
    oven products, 41-203  
    production, consumption, sales, stocks, 26-206  
    supply and demand, 57-207, 57-505  
    supply and disposition, 45-002, 45-004  
    wholesale trade, 63-008, 63-521
- Cold storage, 32-009, 32-212, 32-217  
    stocks, 11-003  
    Stocks of Food Commodities in, and Other Warehouses, 32-217
- Collapsible tubes, metal, 41-228
- Collars  
    cervical, 47-206  
    dog, leather, 33-205  
    fur, 34-213
- Collective agreements, 71-202
- College  
    Degrees, Diplomas, Certificates Awarded by Degree-granting Institutions, 81-211  
    fall enrolment, 81-204

## College - Concluded

- libraries, operating statistics, 81-206, 81-218
- preliminary statistics, 81-201
- teachers, salaries and qualifications, 81-203

## Colleges

- adult education activities, 81-207
- advance statistics of enrolment, 81-220
- Continuing Education, 81-227
- courses, enrolment, graduations, 81-222
- preliminary statistics, 81-201
- Short Guide to Canadian Universities and, 81-240

Collins, L.: Industrial Migration in Ontario; Forecasting Aspects of Industrial Activity Through Markov Chain Analysis, 31-509

Colognes, 46-215

- sales, 46-221

Colours in oil, 46-210

Columbium, 26-201, 26-202, 26-219

Combines, 42-202

- farm price index, 62-004
- sales, 63-009, 63-203

Combs, 47-205

- plastic, 47-208

Comforters, 34-210

Commerce, *see* Groups 61 to 63

## Commercial

- air conditioning equipment, 42-215
- failures, 11-003
- Failures, 61-002
- films, production, 63-206
- printing, 36-203
- Refrigeration and Air Conditioning Equipment Manufacturers, 42-215
- schools, directory, 1965, 81-534
- services, capital and repair expenditures, 61-205, 61-206
- vehicles, 42-001
  - new and used, sales financing, 63-211
  - new, sales, 63-007, 63-208
  - shipments, 42-002

Commodities, Origin and Destination for Selected (Shipping Report, Part V), 54-207

## Commodity Classification

Conversion of Railway Freight Traffic, 52-502

Commodity Classification, Standard, Vol. I: The Classification, 12-502

Commodity Classification, Trade of Canada, 12-520E

Common and Contract Motor Carriers - Freight, Part I, 53-222

Common and preferred stocks  
international transactions, 67-002  
price index, 62-011

Communications Equipment Manufacturers, 43-206

Communications industry, *see* Group 56

Communications labour costs, 72-611

Communications Service Bulletin, 56-001

Community colleges, courses, enrolment, graduations, 81-222

Community Colleges, Statistical Profiles of Education Staff in, 81-227

Comparative Income Distributions 1965 and 1967, 13-539

Comparative Statistics of Public Finance  
1945 and 1951 to 1959, 68-501  
1956 to 1960, 68-502

Composite high schools, enrolment, graduates, etc., 81-209

Compressor units, 42-214, 42-215

Compressors, air, 42-214  
sales and rental revenue, 63-220, 63-516

Computer Service Industry, 63-222

Concentrated milk, *see* Milk

## Concrete

blocks, bricks, etc., 11-003, 44-002, 44-205, 44-211

burial vaults, 44-205

chimney blocks, 44-205

culvert tile, 44-002, 44-211

drain pipe, 44-002, 44-205, 44-211

laundry tubs, 44-205

## Concrete – Concluded

- machinery, sales and rental revenue, 63-220, 63-516
- making machinery, 42-214
- mixers, 42-214
- products, 11-003, 44-211
- Products, 44-002
  - Manufacturers, 44-205
- ready-mixed, 44-002, 44-205, 44-211
- reinforcing bars, 41-207, 41-228

Condensed milk, *see* Milk

## Condensing equipment (refrigeration), 42-215, 43-006

## Conduit and accessories, 43-210

## Cones

- ice cream, 32-016, 32-202

## Confectionery, 11-003, 32-016, 32-018, 32-213, 32-224

- chain stores, 63-210
- Manufacturers, 32-213
- vending machines, number and sales, 63-213

## Consolidated Government Finance: Revenue and Expenditure and Assets and Liabilities of Federal, Provincial and Local Governments, 68-202

- Federal, Provincial and Municipal Governments, Revenue and Expenditure, 68-202

Construction, *see* Group 64

## Construction

- building permits, 64-001, 64-203
- corporation financial statistics, 61-207
- in Canada, 64-201
- industry, capital and repair expenditures, 61-205, 61-206
- input price indexes, 62-007, 62-008
- machinery, 42-214
- Machinery and Equipment Sales
  - (annual), 63-220
  - 1967, 63-516
- machinery and equipment price indexes, 62-007, 62-008
- materials, non-residential, 62-007, 62-008
- materials, selling price indexes, 62-007, 62-008
- materials, wholesale trade, 63-008, 63-521

## Construction – Concluded

- new residential starts and completions, 64-002
- Price Indexes, Hydro-electric Generating Stations, 1961-70, 62-533
- Price Statistics, Monthly Bulletin, 62-007
- Price Statistics, Quarterly, 62-008
- Price Statistics, Service Bulletin, 62-006
- R & D expenditures, 13-202
- residential, 11-003
- value of work performed, new and repair, 64-201, 64-204, 64-205

## Consumer Credit, 61-004

- Consumer credit, 11-003, 63-211
  - financial flow accounts, 13-002
  - Sales Financing, 63-013

Consumer expenditure, *see* Group 62

- Consumer Finances; Survey, Vol. 1: Selected Reports, 13-550

- Consumer Finances, Survey, Vol. II: Selected Reports, 13-551

## Consumer loan companies

- credit statistics, 61-004
- financial flow accounts, 13-002
- financial statistics, 61-006

## Consumer price index, 11-003, 62-001, 62-009, 62-010

## Consumer Price Index for Canada (1961=100); Revisions Based on 1967 Expenditures, 62-539

## Consumer Price Indexes, Regional Cities, 62-009

## Consumer Price Movements, 62-001

## Consumer Prices and Price Indexes, 62-010

## Consumption of Chemicals in Municipal Waterworks, 46-401

## Consumption, Production and Inventories of Rubber, 33-003

## Contact lenses, 47-206

## Containers

- paperboard, 36-214
- plastic, 47-208
- wooden, 35-205, 35-208, 35-209

## Continuing Education

- Part I: Elementary-secondary Institutions, 81-224
- Part II: Universities, 81-225

- Continuous forms, 36-203
- Contract construction, value of work performed, 64-204, 64-205
- Contract Drilling for Petroleum and Other Contract Drilling, 26-207
- Contract Drilling for the Mining Industry, 26-207
- Contractors  
electrical, principal statistics, 64-205  
mechanical, principal statistics, 64-204
- Control and Sale of Alcoholic Beverages in Canada, 63-202
- Control equipment, industrial, 43-210
- Control panels, industrial, 43-206
- Control valves and regulators, 47-206
- Conversion of Railway Freight Traffic, 1961 to Standard Commodity Classification, 52-502
- Converter equipment, industrial, 43-207
- Conveyors, 42-214
- Conveying and elevating machinery, 42-214
- Convictions for indictable offences, 85-201
- Cookies, 32-203
- Cooking  
chocolate, 32-213  
facilities in households, 64-202  
oils, 32-006, 32-213  
plates, electric, 43-203  
stoves and ranges, 41-005, 41-225, 43-203, 43-204
- Coolers, 43-006  
floor and wall mounted, 42-215
- Cooperage, 35-208
- Copper, 11-003, 26-003, 26-007, 26-201, 26-202, 26-209, 41-214  
and Alloy Rolling, Casting and Extruding, 41-224  
and Copper Alloy Rolling, Casting and Extruding, 41-224  
and Nickel Production, 26-003  
average annual prices, 26-201, 26-209, 41-214  
castings, 41-224, 41-226, 41-228  
compounds, insecticides, 46-212  
drilling, 26-207  
gold-silver deposits, drilling completed, 26-207
- Copper - Concluded  
-Gold-Silver Mines, Gold Quartz, 26-209  
pipes, tubing, plates, etc., 41-224  
production and sources, 41-214  
production, consumption, 26-211, 26-216
- Cord, paper, 36-206
- Cordage, 34-205
- Cordage and Twine Industry, 34-203
- Cordials, 32-206
- Cores, paper, for small rolls, 36-206
- Corn, production, farm price and value, 21-507, 21-516, 22-003  
canned, 32-218  
and frozen, 32-212  
stocks, 32-011  
cream, whole grain, etc., canned and frozen, 32-212  
domestic disappearance, 32-212  
farm cash receipts, 21-001  
flour, 32-228  
fodder, 22-002  
acreage, production and value, 21-003  
for grain  
acreage, production, farm price and value, 21-507, 21-516  
in cold storage, 32-217  
meal, 32-214  
oil, 32-006, 32-224  
on the cob, canned, 32-218  
and frozen, 32-212  
per capita disappearance, 32-226  
planters, 42-202  
and pickers, sales, 63-203  
shelled, acreage, production and value, disposition, prices, 21-003  
shipments, 22-001  
prices, exports, 22-201  
starch, 32-224  
stocks, 32-010  
supply and disposition, 21-501, 21-507  
sweet, acreage, production and value, 21-003  
syrup, 32-224
- Corned beef, 32-221
- Corner bead, lath, 41-221, 41-227

- Cornwall International Bridge Company Limited, financial statistics, 61-203  
 Corporation profits, 11-003, 13-001, 13-201  
 Corporation Profits, 61-003  
 Corporation Financial Statistics, 61-207  
 Corporation Taxation Statistics, 61-208  
 Corporations  
     and Labour Unions Returns Act, Report  
         Part I: Corporations, 61-210  
         Part II: Labour Unions, 71-202  
     financial flow accounts, 13-002  
     foreign control, size, taxes, etc., 61-210  
     industrial, financial statistics, 61-003, 61-207, 61-208  
 Correctional Institution Statistics, 85-207  
 Correctional Law Enforcement, Judicial Statistics, Service Bulletin, 85-001  
 Correctional services, federal government expenditure, 68-211  
 Correspondence courses  
     adult education, 81-207  
     enrolment, teaching staff, fees, etc., 81-542  
     in private trade schools, enrolment, 81-214  
 Correspondence instruction, vocational education, 81-209  
 Corrugated Box Manufacturers, 36-213  
 Corrugated Boxes and Wrappers, 36-004  
 Corrugated paper boxes, 36-213  
 Corselettes, 34-002, 34-212  
 Corsets, 34-002, 34-212  
 Cosmetic bags, 47-208  
 Cosmetics, 46-215  
     direct sales, 63-218  
     sales, 46-221  
 Cost of living, *see* Consumer price index  
 Costumes, paper, 36-206  
 Cots, metal, 35-211, 35-213  
 Cottage cheese, 23-201, 32-209  
     production, disappearance, 21-513  
 Cottages, prefabricated, 35-215  
     ready-cut and factory-built, wood frame, 35-205
- Cotton  
     Bags and Jute Bags Industries, 34-202  
     clothing, 34-001, 34-205, 34-212, 34-216, 34-217  
     fabrics, all kinds, 34-205  
     felt, 34-219  
     yarn, 34-219  
     Yarn and Cloth Mills, 34-205  
 Cottonseed oil, 32-006  
 Cottonwood  
     plywood, 35-206  
     shipments, 35-204  
 Couches, 35-211, 35-213  
 Cougar, number and value of pelts, 23-207,  
 Counter tops, 35-205, 35-211, 35-213  
 Counters, 33-203  
 Counties and Census Divisions, Income Estimates, 13-204  
 Cows  
     number on farms, 21-513, 23-004, 23-201  
     farm value, 21-003, 23-203  
 Coyote, number and value of pelts, 23-207  
 Crabapples, canned, 32-011, 32-212, 32-218  
 Crabs, landings, 24-002, 24-003, 24-201, 24-208  
 Cranberries  
     canned, 32-218  
     per capita disappearance, 32-226  
     production and value, 22-003  
 Cranes, 42-214  
     crawler mounted, sales and rental revenue, 63-220, 63-516  
 Crappies, landings, 24-206  
 Crates, wooden, 35-209  
 Crayons, 47-205  
 Cream, 23-201  
     commercial sales, 23-002  
     family expenditure, 62-531  
     farm cash receipts, 23-001  
     farm value, 23-001  
     of tartar, 32-224  
     separators, 42-202  
     sales, 63-203



- Creamery butter, 32-209
  - in cold storage, 32-217
  - production and stocks, 11-003
  - production, disposition, 21-513
  - production, utilization, 21-003
  - supply and disposition, 21-513
- Creams (toilet preparations), 46-209, 46-215
  - sales, 46-221
- Credit
  - cards, balances outstanding, 61-004
  - retail and consumer, 11-003
  - sales finance companies, 63-211
  - Sales Financing, 63-013
  - Statistics, 61-004
  - Unions, 61-209
    - credit statistics, 61-004
    - financial flow accounts, 13-002
    - financial statistics, 61-006
    - operating and financial statistics, 61-209
- Creosote oil, 46-216
- Cresol, 46-219
- Crests, emblems, badges, etc., 34-210, 47-211
- Crime
  - and Traffic Enforcement, 85-205
  - by type of police jurisdiction, 85-205
  - rates, time series analysis, 85-502
  - statistics, see Group 85
- Criminal Code, charges, convictions, sentences, 85-201
- Criminal negligence, charges, convictions, sentences, 85-201
- Criminal offences, charges, convictions, sentences, 85-201
- Crops, see Group 22
- Crops, farm cash receipts, 21-001
- Croquet equipment, 47-204
- Crown Assets Disposal Corporation, financial statistics, 61-203
- Crude oil transport through pipe lines, 55-001
- Crude Petroleum and Natural Gas Industry, 26-213
- Crude Petroleum and Natural Gas Production, 26-006
- Cruisers and yachts, 42-205
- Crushed stone, 26-215, 44-002
- Crushing machinery, sales and rental revenue, 63-220, 63-516
- Crushings, oilseed, 32-006
- Crutches, 47-206
- Cucumbers
  - acreage, production, farm value, 22-003
  - greenhouse sales, 22-202
  - per capita disappearance, 32-226
- Cuffs, fur, 34-213
- cultivating machinery, 42-202, 42-214
  - number and value on farms, 21-510
  - sales, 63-203
- Culvert pipe, 41-227
- Culvert tile, concrete, 44-002, 44-205, 44-211
- Cups, paper, 36-206
- Cups, plastic, 47-208
- Curbstone, 26-217
- Cured meat, 32-221
- Currants, 32-218
  - cleaned, packaged, etc., 32-224
- Currency and deposits, financial flow accounts, 13-002
- Currency in circulation, 11-003
- Currency transactions of chartered banks, 13-002
- Current transformers, 43-207
- Curtains, plastic and textile, 34-210
- Curtains, verandah, 34-202
- Cushion forms, 35-213
- Cushions, 34-202, 34-210, 35-211, 35-213
- Cusk, landings, 24-002, 24-003, 24-201, 24-205
- Custard powder, 32-018, 32-213, 32-218, 32-224
- Customs Act, charges, convictions, sentences, 85-201
- Customs duties and excise tax, 68-201
  - federal government revenue from, 68-211
  - government revenue from, 68-202
- Cut flowers, greenhouse sales, 22-202
- Cut glass, 44-207
- Cut nails, 41-216
- Cutlery, 47-211
  - plastic, 47-208
  - steel, 41-208
- Cut-outs, electrical, 43-210
  - industrial, 43-207

Cutter bar type mowers, sales, 63-203  
 Cutters, milling, 41-208  
 Cutting blocks, 35-205  
 Cutting tables, 35-205  
 Cuttings, rooted, greenhouse sales, 22-202  
 Cyanamide, calcium, 46-219  
     production and sales, 46-207  
 Cyanamides (pest control products), sales, 46-212  
 Cycles and Trends in Labour Force Participation: 1953-1968 (Special Labour Force Studies, Series B, No. 5), 71-517  
 Cyclists killed in motor vehicle traffic accidents, 85-206  
 Cypress, yellow, shipments, 35-204

## D

DBS *now* Statistics Canada  
 DDT (without fungicide), sales, 46-212  
 Daffodils, greenhouse sales, 22-202  
 Daily Bulletin, Statistics Canada, 11-001  
 Dairy By-products, Service Bulletin, 32-024  
 Dairy Factories, 32-209  
 Dairy Factory Production, 32-002  
 Dairy machinery, 42-202, 42-214  
     (farm), sales, 63-203  
 Dairy production, 21-003, 21-513, 23-201, 32-002, 32-209  
 Dairy Products Industry, 32-209  
 Dairy products  
     average wholesale prices, 32-002  
     chain stores, 63-210  
     consumer price index, 62-009, 62-010  
     direct sales, 63-218  
     domestic disappearance, 21-513  
     family expenditure, 62-531, 62-532  
     farm cash income, 21-511  
     farm cash receipts, 21-001  
     farm family expenditure, 62-523  
     farm net income, 21-202  
     industries, 32-209  
     stocks, 32-009  
     supply and disposition, 21-003  
     wholesale trade, 63-008, 63-521  
 Dairy Review, The, 23-001  
 Dairy Statistics, 23-201  
     Handbook of Agricultural Statistics, Part VII, 1920-68, 21-513  
     Handbook of Agricultural Statistics, Part VII, 1970-1973, 21-515  
 Dairying, farm cash receipts, 21-513  
 Dalapon, sales, 46-212  
 Dams, value of construction work performed, 64-201  
 Dancers, festival competitions, 81-556  
 Dates, 32-218  
     cleaned, packaged, etc., 32-224  
 Davis, N.H.W.  
     Cycles and Trends in Labour Force Participation: 1953-1968 (Special Labour Force Studies, Series B, No. 5), 71-517  
     Some Methods of Analysing Cross-classified Census Data; The Case of Labour Force Participation Rates (Special Labour Force Studies, Series B, No. 3), 71-515  
 Davis, N.H.W., and M.L. Gupta: Labour Force Characteristics of Post-war Immigrants and Native-born Canadians, 1956-67 (Special Labour Force Studies, No. 6), 71-510  
 Deaf and blind, schools for  
     advance statistics of enrolment, 81-220  
     enrolment, 81-210  
     enrolment, staff, 81-217  
     preliminary statistics, 81-201  
 Deans, university  
     salaries and qualifications, 81-203, 81-242  
 Deaths, *see also* Mortality; Vital statistics  
 Deaths, 11-003, 84-001, 84-205, 84-531  
     accidental, 52-207, 53-001, 53-206, 53-215, 53-216, 54-205, 84-201 to 84-203, 84-519, 84-522, 84-524, 84-531, 85-206  
     and rates, 84-201, 84-202, 84-205  
         from accidents, 84-522, 84-531  
         from cancer, 84-520, 84-521  
         infants, 84-524  
     by detailed list of diseases, 84-203, 84-519  
     from bus accidents, 53-215, 53-216

- Deaths — Concluded
- from motor vehicle traffic accidents, 53-001, 53-206, 85-206
  - from notifiable diseases, 82-201
  - from tuberculosis, 82-212
  - in hospitals, 83-211
  - in mental institutions, 83-204
  - Suicide Mortality, 84-528
  - Suicide Rates, Canadian, Local Areas, Urban Centres, 1970-72, 84-530
  - Vital Statistics, Vol. III, 84-206
- Debenture debt, local governments, 68-204
- Debentures and bonds, 11-003
- Debentures, international transactions, 67-002
- Debt
- Consumer, 13-547
  - federal government, 68-202
  - local governments, 68-202 to 68-204
  - provincial governments, 68-202, 68-205, 68-207
- Debts and assets of families, 13-550
- Decade of Education Finance, 1960-1969, 81-560
- Decorations, Christmas, 47-205
- Defence, R & D expenditures, 13-202
- Degree-granting Institutions, Qualifications of Teachers, 81-243
- Degrees awarded, 81-240
- Degrees, Diplomas, Certificates Awarded by Degree-granting Institutions, 81-211
- Dehumidifiers, 43-006
- Delicatessen chain stores, 63-210
- Delinquents admitted to and released from training schools, 85-208
- Delinquents, juvenile, 85-202, 91-508
- Demographic Background to Change in the Number and Composition of Female Wage-earners in Canada, 1951 to 1961 (Special Labour Force Studies, Series B, No. 1), 71-511
- Dental care
- consumer price index, 62-010, 62-518
  - family expenditure, 62-535 to 62-537
  - persons with, family expenditure, 82-518
- Dental instruments, 47-206
- Dental laboratories, 47-206
- Dentifrices, 46-215
- sales, 46-221
- Deodorants, 46-209, 46-215, 46-216
- sales, 46-221
- Department chain stores, sales and stocks, 63-001
- Department store sales and stocks, 11-003
- Department Store Sales and Stocks, 63-002
- Department Store Sales by Regions (monthly), 63-004
- Department stores
- credit statistics, 61-004
  - in shopping centres, 63-214
  - retail trade, 11-003, 63-005, 63-209, 63-517, 63-519
- Departures from airports, 51-203
- Depilatories, 46-215
- sales, 46-221
- Desks, 35-006, 35-211, 35-212
- interprovincial and foreign shipments, 31-506
- Dessert powders, 46-209
- Desserts, frozen, 32-218
- Destination and origin for selected commodities (Shipping Report, Part V), 54-207
- Destination of airline passengers
- domestic report, 51-204
  - transborder report, 51-205
- Destination of passengers on international air charter flights, 51-003
- Destination of Shipments of Manufacturers, 1967, 31-504
- Detailed Energy Supply and Demand in Canada, 57-207
- Detailed Energy Supply and Demand in Canada, 1958-1969, 57-505
- Detergents, 46-003, 46-214, 46-216
- family expenditure, 62-535 to 62-537
- Determinants of the Participation Rate of Married Women in the Canadian Labour Force: An Econometric Analysis, 71-522
- Dextrines, 46-216
- Diagnostic services, hospital, 83-229
- Diamond drilling, 26-207
- Diapers, 34-217

- Diatomite, 26-201, 26-202  
    production, consumption, 26-220
- Dictionary of the 1971 Census Terms,  
12-540
- Die castings, 41-215
- Dieldrin, sales, 46-212
- Dies, 41-208  
    and jigs, 41-208  
        plastic, 47-208  
        rubber and other, 47-205
- Diesel and Natural Gas Engine Sales  
Survey, 63-221
- Diesel engines, 42-214
- Diesel fuel, 45-205
- Diesel fuel oil  
    net sales, 45-208  
    supply and demand, 57-505  
    supply and disposition, 45-004
- Diesel oil, net sales, 53-218
- Dietary foods, 32-209
- Dietitians employed in hospitals, 83-212,  
83-511
- Dining-room furniture  
    shipments, 35-005  
    wooden, 35-211, 35-213
- Dinitros, sales, 46-212
- Dinners  
    complete frozen, 32-218, 32-221  
    specialty, frozen, 32-218
- Dinnerware, plastic, 47-208
- Diploma and degree course, 81-240
- Diplomas Awarded by Degree-granting  
Institutions, 81-211
- Direct investment in Canada and abroad,  
67-001, 67-201, 67-505
- Direct Selling in Canada, 63-218
- Directories, telephone and city, 36-203
- Directory, *see also* List
- Directory, Chemical, 1967, 46-503
- Directory of  
    adult education agencies, 81-207  
    Museums, Art Galleries and Related  
        Institutions, 1972, 81-554  
    Private Business Colleges and Other  
        Privately Owned Vocational  
        Schools, 1965, 81-534  
    Private Elementary and Secondary  
        Schools in Canada, 1972-73, 81-562  
    Private Schools, 1969-70, 81-544
- Disabled, vocational rehabilitation, 81-  
238
- Diseases  
    complaint and disability days, 82-518  
    notifiable, incidence, trends, deaths,  
        etc., 82-201
- Dish mops, 47-205
- Dishes, aluminum foil, 36-206
- Dishwashers, domestic, electric, in house-  
holds, 64-202
- Disinfectants, 46-209, 46-215, 46-216
- Diskers, sales, 63-203
- Display cases, refrigerated, 42-215, 43-  
006
- Display forms for boots and shoes,  
wooden, 35-208
- Displays, all types, 47-209
- Displays, paperboard, 36-214
- Disposable income, *see* Income
- Distilled Beverage Spirits and Industrial  
Ethyl Alcohol, 32-021
- Distilleries, 32-206
- Ditchers, sales and rental revenue, 63-  
220, 63-516
- Divorces and rates, 84-201, 84-202, 84-  
205
- Doctors, *see also* Physicians
- Documentary films, production, 63-206
- Dog collars, leather, 33-205
- Dog food, 32-214, 32-221, 32-224
- Dog harnesses, 33-205
- Doll carriages, 47-204
- Dollies, 42-214
- Dolls and dolls' furnishings, 47-204
- Domestic and Foreign Control of Manu-  
facturing Establishments in Canada,  
31-401
- Domestic product by industry, 11-003
- Domestic Product by Industry  
    Indexes of Real Domestic Product by  
        Industry (Including the Index of  
        Industrial Production), 61-005  
    Indexes of Real Domestic Product by  
        Industry, 1961 base, 61-506, 61-  
510  
    Indexes of Real Domestic Product by  
        Industry of Origin, 1935-61, 61-  
505  
    Survey of Production, 61-202
- Domestic Refrigerators and Freezers,  
43-001

- Domestic Washing Machines and Clothes Dryers, 43-002
- Dominion Bureau of Statistics, *now* Statistics Canada
- Dominion Government, *see* Government, federal
- Donaldson International Airways, international air charter flights, seat and cargo capacity, 51-003
- Door frames
  - metal, 41-221, 41-227
  - wooden, 35-205
- Door mats, rubber, 33-206
- Door, Sash and Other Millwork Plants, 35-205
- Door-to-door canvassing sales, 63-218
- Doors
  - aluminum, direct sales, 63-218
  - garage, 35-205, 41-221
  - metal, all types, 41-221
  - wood, flush type, 35-004
  - wooden, 35-205, 35-206, 35-208
- Dories, 42-205
- Dormitories, value of construction work performed, 64-201
- Doughnuts, 32-203
- Douglas fir, 25-202
  - consumption, 35-001
  - exports, industry selling price index, 35-003
  - plywood, 35-206
  - price, 35-002
  - production, shipments and stocks, 35-001, 35-003
  - shipments, 35-204
  - veneers and plywood, 35-206
- Dowels, 35-206, 35-208
- Drain pipe cleaner, 46-214, 46-216
- Drain pipe, concrete, 44-002, 44-205, 44-211
- Drain tile, clay, 11-003, 44-005, 44-215
- Draperies, 35-211, 47-205
- Drapery fabrics, 34-208
- Drapery hardware, 35-213
- Drapes, plastic and textile, 34-210
- Drawers (underwear), knitted, 34-215
- Dredges, 42-206, 42-214
- Dredging equipment, 42-214
- Dress fabrics, 34-208
- Dresses, 34-001, 34-217
  - knitted, 34-215
  - leather, 33-204
- Dressing, salad, 11-003, 32-018, 32-218, 32-224
- Dressings, leather, 46-216
- Dressings, surgical, 34-210
- Drill bits, diamond, tungsten carbide, 42-214
- Drilling, Contract, for Petroleum and Other Contract Drilling, 26-207
- Drilling machinery, 42-214
- Drills, grain, 42-202
  - sales, 63-203
- Drills, taps, bits, etc., 41-208
- Drink powders, 32-018
- Drink vending machines, number and sales, 63-213
- Drinks, soft, 32-001, 32-205, 32-208
- Drive-in theatres, principal statistics, 63-207
- Drive shafts, 42-210
- Drivers' licences
  - number, 53-219
  - revenues, 53-220
- Drop-outs (school), rates, 81-530
- Drownings, 84-202, 84-203, 84-522
- Drug industries, R & D expenditures, 13-203
- Drug stores
  - chain, 63-210
    - sales and stocks, 63-001
  - in shopping centres, 63-214
  - in voluntary groups, 63-215
  - retail trade, 11-003, 63-005, 63-209, 63-517, 63-519
- Druggists' glassware, 44-207
- Drugs, family expenditure, 62-535 to 62-537
- Drugs, wholesale trade, 63-008, 63-521
- Drum, landings, 24-201, 24-207
- Drums and barrels, steel, 41-227
- Drums, plywood and veneer, 35-208
- Dry cell batteries, 43-208
- Dry cleaning and dyeing plants, operating statistics and receipts, 63-205
- Dry cleaning equipment, 42-214
- Dry cleaning establishments, value of construction work performed, 64-201
- Dry cleaning outlets in shopping centres, 63-214

Dry-salted meat, 32-221  
 Dryers, clothes, 43-204  
     domestic, 43-002  
 Dryers, hair, domestic, 43-003  
 Duck meat  
     fresh and frozen, 32-227  
     in cold storage, 32-217  
     per capita disappearance, 32-226  
     production and value, disappearance,  
       21-003  
     stocks, 32-009  
     supply, disposition, farm value, 23-  
       202  
 Ducks, number on farms, 23-006  
     farm value, 21-003  
 Dulse, landings, 24-201, 24-204, 24-205  
 Dumb-waiters, 42-214  
 Dump bodies, for trucks, 42-217  
 Dumpwagons, sales and rental revenue,  
     63-220, 63-516  
 Duplicating machines, 42-216  
 Dust-collecting equipment, 42-214  
 Dusting equipment (farm), 42-202  
     sales, 63-203  
 Dusting powder, sales, 46-221  
 Dwelling units  
     building permits issued, 64-001, 64-  
       203  
     construction starts and completions,  
       11-003, 64-002  
     value of construction work per-  
       formed, 64-201  
 Dwellings, size, rooms, bedrooms,  
     tenure, etc., 64-202; *see also* Census  
 Dyeing and dry cleaning plants, oper-  
     ating statistics and receipts, 63-205  
 Dyes, hair, 46-215  
     sales, 46-221

## E

Earnings, 11-003, 72-004 to 72-007,  
     72-201 to 72-205, 72-504, 72-602,  
     72-603  
     and hours, *see also* Census; Employ-  
       ment; Wages and salaries  
     and Hours of Work in Canada, 72-  
       601  
     and Work Experience of the 1967  
       Labour Force, 13-535

Earnings - Concluded  
     and Work Experience of the 1971  
       Labour Force, 13-554  
     Average Hourly, Employment,  
       Average Weekly Wages and Salaries,  
       Monthly and Annual Statistics,  
       Historical Series, January 1961 -  
       May 1965, 72-504  
     Employment, Earnings and Hours,  
       72-002  
     Employment and Hours of Work,  
       Accommodation, Food and Recre-  
       ational Services, 72-602  
     Employment and Hours of Work,  
       Finance, Insurance and Real Estate,  
       72-603  
       Seasonally Adjusted Series, 72-206  
     government employees  
       federal, 72-004, 72-205  
       local (municipal), 72-009  
       provincial, 72-007  
     hourly, and man-hours, 72-202  
     lifetime, by level of education, 13-  
       556  
     Review of Man-hours and Hourly  
       Earnings, 72-202  
     teachers' salaries, 81-201, 81-202,  
       81-210  
 Earthenware, 44-215  
 Eastern Provincial Airways Ltd.  
     financial statement, 51-206  
     international air charter flights, seat  
       and cargo capacity, 51-003  
     operating revenues and expenses, 51-  
       001  
     operating statistics, 51-002  
 Eavestrough pipe, 41-227  
 Econometric Study of Incomes of  
     Canadian Families, 1967, 13-537  
 Economic indicators, 11-003  
 Economic Returns to Education in  
     Canada, 13-556  
 Edmonton census tracts  
     1971, 95-727, 95-757  
 Edmonton Telephones, telephones  
     operated and calls reported, 56-202  
 Education, *see also* Schools; Elementary  
     schools; Secondary schools; Univer-  
     sities



## Education

- Advance Statistics of Education, 81-220
- Adult Education, Survey of, 81-207
- Atlantic Provinces, 81-545
- Blind and Deaf, Enrolment and Staff in Schools for, 81-217
- Business Colleges
  - and Other Privately Owned Vocational Schools, Directory, 1965, 81-534
  - Private, Statistics, of, 81-213
- Century of Education in British Columbia: Statistical Perspectives, 1871-1971, 81-550
- Children, Statistics of Special Education for Exceptional
  - 1965-66, 81-537
- Continuing Education, Part I: Elementary-secondary Level, 81-224
- Continuing Education, Part II: Post-secondary Level, 81-225
  - 1967-68, 81-542
- Degrees, Diplomas, Certificates Awarded by Degree-granting Institutions, 81-211
- Directory of Private Business Colleges and Other Privately Owned Vocational Schools, 1965, 81-534
- Division, Service Bulletin, 81-001
- Economic Returns in Canada, 13-556
- Elementary and Secondary, Financial Statistics, 81-250
- Elementary and Secondary Schools, Private, Statistics, of, 81-215
- Estimated Participation Rates in Canadian Education, 1968-69, 81-552
- Facilities for the Study of the Arts in Canada, 81-223
- Fall Enrolment in Universities and Colleges, 81-204
- family expenditure, 62-535 to 62-537
- farm family expenditure, 62-523
- federal government expenditure, 68-211, 68-503
- Finance, Decade of 1960-1969, 81-560
- Finance, Survey of, 81-208

## Education - Continued

- Graphic Presentation of Canadian Education, 81-515
- Higher Education, *see also* University Higher Education
  - Survey, 1954-61, 81-518
- in Canada, A Statistical Review, 81-229
- in Canada's Northland, 1960-1970, 81-549
- in the Atlantic Provinces, 1970-71, 81-547
- in the Western Provinces, 1971-72, 81-557
- Kindergarten and Nursery Schools in Canada, 81-221, 81-538, 81-540
- Library Education, Survey of Libraries, Part III, 1960-65, 81-532
- Libraries, University and College, 81-218
- local (municipal) government expenditure, 68-203, 68-204
- Organization and Administration of Public Schools in Canada, Third Edition, 1966, 81-535
- Preliminary Statistics of Education, 81-201
- provincial government expenditure, 68-207
- Salaries and Qualifications of Teachers in Public Elementary and Secondary Schools, 81-202
- Salaries and Qualifications of Teachers in Universities and Colleges, 81-203
- Schools
  - Organization and Administration of Public
    - Third Edition, 1966, 81-535
  - Science and Culture Division, Service Bulletin, 81-001
  - Student Progress Through the Schools by Age and Grade, 1965, 81-530
  - Survey of Education in the Atlantic Provinces, 1969-70, 81-545
  - Survey of Education in the Western Provinces, 1969-70, 81-546
  - Teachers in Public Elementary and Secondary Schools, Salaries and Qualifications, 81-202



## Education — Concluded

Teachers, University and College,  
Salaries and Qualifications, 81-203

Trade Schools, Statistics of Private,  
81-214

Training in Industry, 81-555

Tuition and Living Accommodation  
Costs at Canadian Degree-granting  
Universities and Colleges, 81-219

## Universities and Colleges

Canadian, Income and Expendi-  
ture, 81-212

University Student Expenditure  
and Income in Canada

University Education growth, 81-559

urban family expenditure, 62-530,  
62-541

Vocational Education and Training,  
81-209

Educational Attainment in Canada —  
Some Regional and Social Aspects  
(Special Labour Force Studies, No. 7),  
71-512

Educational Attainment of the Canadian  
Population and Labour Force,  
1960-1965 (Special Labour Force  
Studies, No. 1), 71-505

Educational Staff in Public Trade  
Schools and Similar Institutions, 81-  
251

Eels, landings, 24-002, 24-003, 24-201  
to 24-207

## Egg cartons

moulded, paper, 36-206

paperboard, 36-214

Egg case fillers, paper, 36-206

Egg cases, wooden, 35-209

Egg nog, 32-209

Egg powder, 32-224

## Eggs, 11-003, 32-224

consumer price index, 62-009, 62-  
010

family expenditure, 62-531, 62-532

farm cash income, 21-511

farm cash receipts, 21-001

farm family expenditure, 62-523

farm net income, 21-202

frozen, in cold storage, 32-217

per capita disappearance, 32-226

production and value, consumption,  
prices, 21-003

## Eggs — Concluded

production, stocks, disposition, prices,  
23-003

stocks in cold storage, 32-009, 32-  
217

supply, disposition, farm value, 23-  
202

Eldorado Aviation Limited, financial sta-  
tistics, 61-203

Eldorado Mining and Refining Limited,  
financial statistics, 61-203

## Electric

air space heaters, 43-003, 43-203

and Gas Meter Registrations, 57-201

bed coverings, 43-203

blankets, 43-003, 43-203

blenders, 43-003

bulbs, 43-210

cables, all types, 43-209

can openers, 43-003

coffee makers, 43-003, 43-203

dishwashers, domestic, 43-003

energy supply and disposal, 57-001,  
57-202

fans, 43-003, 43-203

flat irons, 43-003, 43-203

floor polishers, 43-003, 43-203

food mixers, domestic, 43-003

footwarmers, 43-203

Frying pans, 43-003, 43-203

generating equipment, inventory of,  
57-206

generators and parts, 43-207

grills, 43-203

hair dryers, domestic, 43-003

heaters, 43-003

heating facilities in households, 64-  
202

heating pads, 43-203

juicers, domestic, 43-003

kettles, 43-003, 43-203

knife sharpeners, 43-003

knives, 43-003

Lamp and Shade Manufacturers, 35-  
214

motors, 43-207

power, 11-003

## Power Statistics, 57-001

Volume I: Annual Electric Power  
Survey of Capability and Load,  
57-204

## Electric - Concluded

- Volume II: Annual Statistics, 57-202
- Volume III: Inventory of Prime Mover and Electric Generating Equipment as at December 31, 57-206
- power survey of capability and load, 57-204
- quantity instruments, 47-206
- razors, 43-203
- refrigerators, domestic, 43-204
- saucepans, domestic, 43-203
- space heaters, 43-003
- storage batteries, 43-005, 43-208
- stoves and ranges, 43-203
- toasters, 43-003, 43-203
- utility companies, operating and financial statistics, 57-202
- utility construction price indexes, 62-007, 62-008, 62-533
- waffle irons, 43-003, 43-203

## Electrical

- appliances, direct sales, 63-218
- appliances, domestic, wholesale trade, 63-008, 63-521
- appliances, small, 43-203
- Contracting Industry, 64-205
- cut-outs, 43-210
  - industrial, 43-207
- equipment, *see* Group 43
- fuses, 43-210
  - industrial, 43-207
- industrial equipment, manufacturers, 43-207
- meters, industrial, 43-207
- products
  - industries, fixed capital flows and stocks, 13-543
  - industries, R & D expenditures, 13-203
  - industry selling price index, 62-011, 62-528
  - Service Bulletin, 43-007
  - utility construction, 62-008

## Electricity

- Bills for Domestic, Commercial and Small Power Service, 57-203
- consumer price index, 62-010, 62-518

## Electricity - Concluded

- consumption in manufacturing and mining, 13-505
- family expenditure, 62-535 to 62-537
- farm family expenditure, 62-523
- generation, 11-003, 57-001, 57-202 to 57-204
  - fuel used for, 57-002
- plants and stations, value of construction work performed, 64-201
- purchased and consumed by manufacturers, 57-002
- supply and demand, 57-207, 57-505
- Electronic resistors, 43-206
- Electronic sound equipment, 43-206
- Electronic tubes, 43-004, 43-205, 43-206
- Electrotyping, 36-203
- Elementary
  - and Secondary Education, Financial Statistics, 81-250
  - and Secondary Schools, Enrolment in, 81-210
  - education, Atlantic Provinces, 81-545
  - education finance, 81-208
  - school correspondence courses, 81-542
  - school teachers, salaries and qualifications, 81-202
- Elementary schools, *see also* Education; Schools
- Elementary schools
  - advance statistics of enrolment, 81-220
  - preliminary statistics, 81-201
  - private, enrolment and staff, 81-215
- Elevating and conveying machinery, 42-214
- Elevators, passenger, freight, etc., 42-214
- Elm, 25-202
  - consumption, 35-001
  - shipments, 35-204
  - veneers, plywood, 35-206
- Embalming fluid, 46-216
- Emblems, badges, crests, etc., 34-210, 47-211
- Embossing, 36-203
- Embroidery, 34-210

- Employee benefit plans, *see* Group 74
- Employee training programs, 81-555
- Employees, estimates by province and industry, 72-008, 72-508, 72-513, 72-514
- Employees, Estimates by Province and Industry, 1961-1974, 72-514
- Employment, 11-003, 71-001
- agriculture and non-agriculture, 71-001
  - and Average Weekly Wages and Salaries, 72-002
  - and earnings, *see* Group 72
  - and Payrolls
    - federal government, 72-004
    - local (municipal) governments, 72-009, 72-505
    - provincial governments, 72-007
    - Review, 72-201
  - by industry and occupations, 71-001
- Earnings and Hours, 72-002
- Earnings and Hours of Work, Accommodations, Food and Recreational Services, 72-602
- Earnings and Hours of Work, Finance, Insurance and Real Estate, 72-603
- Seasonally Adjusted Series, 72-206
- Government, Federal, 72-004
- in Metropolitan Areas, 72-205
- Government, Municipal, 72-009
- 1961-66, 72-505
- Growth Patterns in Manufacturing, 31-503, 31-505, 31-508
- in railway companies, 52-212
- index numbers, 11-003
- Indexes, Average Weekly Wages and Salaries, Average Weekly Hours and Average Hourly Earnings, Monthly and Annual Statistics, Historical Series, January 1961 - May 1965, 72-504
- indexes, by industry, 72-201
- Enamels, 46-001, 46-210
- Endrin (without fungicide), sales, 46-212
- Energy, Detailed Supply and Demand, 57-207, 57-505
- Energy Statistics Service Bulletin, 57-002
- Engine oil, 45-004, 45-205
- Engineering construction, value of work performed, 64-201, 64-204, 64-205
- Engineering instruments, 47-206
- Engines, *see also* Motors
- Engines
  - aircraft, 42-203
  - and parts, 42-214
    - gasoline (for automobiles), 42-210
  - Diesel and Natural Gas Engine Sales Survey, 63-221
  - gasoline, steam, etc. (except aircraft and automobile), 42-214
- Engraving, 36-203
- Enrolment and Staff in Schools for the Blind and the Deaf, 81-217
- Enrolment in
  - adult education courses, 81-207, 81-224, 81-225
  - community colleges, 81-222
  - correspondence courses, 81-542
  - Elementary and Secondary Schools in Canada, 81-210
  - private business colleges, 81-213
  - private elementary and secondary schools, 81-215
  - private kindergarten and nursery schools, 81-221, 81-538, 81-540
  - schools, advance statistics, 81-220
  - schools, preliminary statistics, 81-201
  - universities and colleges, 81-204
  - vocational training programs, 81-209
- Enterprises
- Federal Government, Financial Statistics, 61-203
  - government, financial flow accounts, 13-002
  - private and public, capital and repair expenditure, 61-205, 61-206
  - Provincial Government, Financial Statistics, 61-204
- Envelopes, 36-203, 36-206
- Ermine, number and value of pelts, 23-207
- Escalators, 42-214
- Essences, flavouring extracts, 32-218
- Estate and gift taxes, 68-001, 68-201
- federal government revenue from, 68-211
  - government revenue from, 68-202
- Estimated Participation Rates in Canadian Education, 1968-69, 81-552

- Estimated population
  - by marital status, age and sex, Canada and provinces, 91-203
  - by Sex and Age Group, for Canada and Provinces, June 1, 91-202
  - of Canada by Province at June 1, 91-201
  - of counties and census divisions, 91-206
- Estimated Populations of the Metropolitan Areas of Canada, 91-207
- Estimated Value of Honey Production, 23-007
- Estimates of Employees by Province and Industry, 72-008
  - 1961-1968, 72-508
  - 1961-1972, 72-513
  - 1961-1974, 72-514
- Estimates of Families in Canada, 91-204
- Estimates of Labour Income, 72-005
- Estimates of Production and Disappearance of Meats, 32-220
- Estimates of the Canadian Balance of International Payments, Quarterly, 67-001
- Ethyl alcohol, industrial, 32-021, 32-206, 46-219
- Ethylene, 46-002
- Eulachons, landings, 24-201, 24-208
- Evaporated apples, 32-218
- Evergreens, nursery shipments, 22-203
- Excavating machinery, 42-214
  - sales and rental revenue, 63-220, 63-516
- Excelsior, 35-208, 36-206
  - pads, mats and wrappers, 35-208
- Exchange, foreign, 11-003, 67-001, 67-201
- Exchangers, heat, 41-207
- Excise Act, charges, convictions, sentences, 85-201
- Excise tax
  - federal government revenue from, 68-001, 68-211
  - government revenue from, 68-202
- Exercise books, 36-203, 36-206
- Exhaust equipment, 42-214
- Expectation of Admission to a Canadian Psychiatric Institution, 83-506
- Expectation of life, 84-206
- Expenditure and revenue of
  - federal government, 11-003, 68-001, 68-211
  - local governments, 68-001, 68-203, 68-204
  - provincial governments, 68-001, 68-205, 68-207
- Expenditure, government, 11-003, 68-001, 68-202 to 68-207
- Expenditure, gross national, 13-001, 13-201, 13-531, 13-533, 13-549E
- Expenditure on motion picture entertainment, per capita, 63-207
  - Scientific Activities by Private Non-profit Organizations, 13-404
- Expenditure, Urban Family, 1967, 62-530
- Expenditure, Urban Family, 1972, 62-541
- Expenditures
  - capital and repair, 61-205, 61-206, 61-504
  - Industrial Research and Development, 13-203, 13-532
    - 1957, 13-509
    - 1959, 13-516
    - 1961, 13-520
    - 1963, 13-524
    - 1965, 13-527
  - local (municipal) governments, 68-202, 68-203, 68-204
  - of air carriers, 51-002
  - of hospitals, 83-229
  - of post-secondary students, 81-543
  - of Provincial Non-profit Industrial Research Institutes, 13-209
- Expenses
  - farm machinery and equipment, 21-510
- Export Credits Insurance Corporation, financial statistics, 61-203
- Export price and volume indexes, 65-001, 65-002
- Exports
  - and imports, national accounts, 13-001
  - by Commodities, 65-004
  - by commodity and country, 11-003
  - by Countries, 65-003

Exports — Concluded  
     detailed annual tables, 65-202  
     summary, 65-001, 65-002  
     total value, 65-001

Extension ladders, 35-208

External Trade, *see* Group 65

Extinguishers, fire, 41-228

Extortion, charges, convictions, sentences, 85-201

Eye care, *see also* Optical care

Eye care, family expenditure, 62-535 to 62-537

Eye shadow, 46-215  
     sales, 46-221

Eyebrow pencils, 46-215  
     sales, 46-221

## F

Fabric softeners, 46-214

Fabricated metal, 41-228

Fabricated Metal Products, Service Bulletin, 41-009

Fabricated Structural Metal Industry, 41-207

Fabrics, *see* Group 34

Fabrics  
     coated, 34-210  
     cotton, wool, 34-205, 34-209  
     dyeing, printing and finishing, 34-205, 34-209  
     knitted, 34-209, 34-215  
     painted, 34-205, 34-210  
     rubber, 33-206  
     silk, 34-208, 34-210  
     synthetic, 34-208  
     tire, 33-206  
     vinyl coated, 34-210  
     waterproofed, oilproofed, 34-209  
     woven, 34-208

Face cloths, 34-205

Face lotions, 46-215  
     sales, 46-221

Face powder, 46-215  
     sales, 46-221

Facial tissue, 36-206

Facilities and Equipment, Household, 64-202

Facilities for the Study of the Arts in Canada, 81-223

Facilities of general hospitals, 83-503

Factories, value of construction work performed, 64-201

Factory Sales of Electric Storage Batteries, 43-005

Facts About the Unemployed, 71-520

Failures, commercial, 11-003, 61-002

Fall Enrolment in Universities and Colleges, 81-204

Falls, accidental, deaths from, 84-201 to 84-203, 84-519, 84-522, 84-524

Families, *see also* Census

Families  
     assets and debts, 13-550  
     estimates of, 91-204  
     housing status, 13-550  
     low income, debts, etc., 13-553  
     Incomes of Unemployed Individual and Their, 13-552  
     net worth of Canadian-born and immigrant, 1970, 13-551

Family clothing stores  
     chain, 63-210  
     sales and stocks, 63-001  
     in shopping centres, 63-214  
     in voluntary groups, 63-215  
     retail trade, 63-005, 63-209, 63-517, 63-519

Family Expenditure  
     Farm Living, 1958, 62-523  
     in Canada, 1969  
         Vol. I: All Canada, Urban and Rural, 62-535  
         Vol. II: Regions, 62-536  
         Vol. III: Major Urban Centres, 62-537  
     Urban, 1967, 62-530  
     Urban, 1972, 62-541

Family Food Expenditure *see also* Urban  
     Family Food Expenditure

Family Food Expenditure in Canada, 1969  
     Vol. I, 62-531  
     Vol. II, 62-532

Family, Household Projections, Canada and the Provinces to 2001, 91-517

- Family income  
 assets and indebtedness, 13-547  
 comparative distributions, 1965 and 1967, 13-539  
 distributions by size, 13-528, 13-544  
 family characteristics, 1969, 13-551  
 non-farm, 13-521, 13-528
- Family Incomes (Census Families)  
 1967, 13-538  
 1969, 13-546
- Fan belts, 33-206
- Fanning mills, 42-202
- Fans, domestic, electric, 43-003, 43-203
- Farm (*see also* Census)  
 buildings  
   prefabricated, 35-215  
   price index, 62-004  
   value of construction work, 64-201
- Cash Receipts  
 (annual), 21-201  
 (quarterly), 21-001  
 cash receipts, 11-003  
   from dairying, 21-513
- Credit Corporation, financial statistics, 61-203
- crops, *see* Group 22
- equipment and commodities, price index, 62-004, 62-011
- Family Living Expenditure, 1958, 62-523
- Implement and Equipment Sales  
 (annual), 63-203  
 (monthly), 63-009
- implements, 41-228, 42-202
- income, 11-003, 21-001, 21-003, 21-201, 21-202, 21-511
- incomes, production and value, *see* Group 21
- Input Price Indexes, 62-004  
 1961-1971, 62-534
- labour, wage rates, 21-003
- land value, 21-003
- livestock and animal products, *see* Group 23
- machinery, 11-003, 41-228, 42-202  
   wholesale trade, 63-008, 63-521
- Net Income, 21-202
- operating expenses, 21-003, 21-202, 21-511
- Farm — Concluded  
 operations  
   cash receipts, 21-001, 21-201  
   net income, 21-202  
   population, *see* Census  
   prices, 11-003, 21-003, 62-001 to 62-003, 62-010, 62-529  
   of Agricultural Products, Index Numbers, 62-529  
   (monthly), 62-003  
   production and value, *see* Group 21  
   production index, 21-203  
   products, retail price index, 62-010  
   products, wholesale price index, 62-504  
   rent, price index, 62-004  
   wage rates index, 62-004  
   wages, 21-002, 21-003, 72-005  
   Wages in Canada, 21-002  
   wagons, trucks and sleighs, 42-202
- Fasteners, 47-205
- Faucets, 41-228
- Featherstone, Dennis C., and Byron G. Spencer: Married Female Labour Force Participation: A Micro Study (Special Labour Force Studies, Series B, No. 4), 71-516
- Feature films, production, 63-206
- Federal Government  
 Activities in the Human Sciences, 13-205  
 Activities in the Natural Sciences, 13-202  
 Employment, 72-004  
   in Metropolitan Areas, 72-205  
 Enterprise Finance, 61-203  
 expenditure on education, 81-208  
 expenditure on universities, 81-212  
 Expenditures on Science, 13-202  
 Expenditures on Scientific Activities, 13-202  
 Expenditures on the Human Sciences, Fiscal Year 1969-1970, 13-545  
 Finance, Revenue and Expenditure, Assets and Liabilities, 68-211  
 Finance, Revenue and Expenditure, Direct and Indirect Debt, 68-211  
 Labour Statistics, Guide, 72-512  
 Provincial Student Aid in Canada, 81-236

Federal Government – Concluded  
revenue and expenditure, 11-003,  
68-202, 68-211

## Feed

and feed ingredients, 32-214  
and litter carriers, sales, 63-203  
average retail prices, 62-011  
farm price index, 62-004  
Industry, 32-214  
Manufacturers, 32-214  
mills, number and location, 32-401  
mixers, sales, 63-203  
price index, 22-001

Feeder regulators, 43-207

Feeds, 32-004, 32-214

production, domestic disappearance,  
price index, 21-003

Feldspar, 26-201, 26-202

and Quartz Mines, 26-208

production, consumption, 26-208

## Felt

and Fibre Processing Mills, 34-219  
footwear, 33-002, 33-203, 34-210,  
34-219  
paper, 34-209

## Felts

coloured, pressed, 34-219  
tar and asphalt, 45-001

Female Labour Force Participation,  
Married, 71-516

## Fence

pickets, 35-204  
posts, 25-201, 25-202  
rails, 25-201

Fences and guard rails, value of construc-  
tion work, 64-201

## Fencing

and netting, wire, 41-216  
snow, 35-208  
steel, 41-216  
steel wire, 41-006  
wooden, 35-208

Ferbam, sales, 46-212

Ferries, 42-206

Ferro-alloys, 41-001, 41-002, 41-203,  
41-226

Ferrosilicon, 44-202

Fertility rates, 84-201, 84-202, 84-501

## Fertilizer

chemicals, 46-207, 46-219, 46-220  
farm price index, 62-004  
Trade, 46-207

## Fertilizers

Manufacturers of Mixed, 46-220  
mixed, 46-002, 46-220  
production and sales, 46-207, 46-  
220  
production and sales, 21-003

Fertilizing machinery, 42-202  
sales, 63-203

Festivals, music competition, 81-558

Fiberglass automobile tops, 34-222

Fiberglass lamp shades, 35-214

## Fibre

conduit, paper, 36-206  
drums and kegs, 36-206  
Felt and Fibre Processing Mills, 34-  
219  
Yarn and Cloth Mills, Man-made,  
34-208

Fibres, man-made, 34-208, 34-215

Field Crop Reporting Series, 22-002

Field Crop reports, 22-002

Field crops, acreage, production and va-  
lue, prices, disposition, 21-003  
farm cash receipts, 21-001  
Handbook of Agricultural Statistics,  
Part 1

1908 to 1958, 21-501

1908 to 1962, 21-507

1921-1974, 21-516

Field roots, acreage, production and va-  
lue, disposition, 21-003  
production, farm price and value, 21-  
507

Files, 41-208

## Filing

folders, 36-206  
index cards, 36-206  
supplies, 36-203, 36-206

Filler, auto body, 47-208

Filling stations, *see* Service stations

## Film

bags, 36-207  
cellulose, 36-206, 36-207  
distributors and exchange offices,  
63-207



## Film - Concluded

plastic, 47-002

rental receipts, 63-207

sulphite and cellulosic coated, 36-206

Films, theatrical, television, etc., 63-206

Filmstrips, slides, recordings, etc., used  
in universities, Atlantic Provinces, 81-  
231

## Finance

companies, financial flow accounts,  
13-002company paper, international trans-  
actions, 67-002Decade of Education, 1960-1969,  
81-560Federal Government Enterprise, 61-  
203Federal Government, Revenue and  
Expenditure, Assets and Liabilities,  
68-211insurance and real estate, capital and  
repair expenditures, 61-205, 61-  
206, 61-504Insurance and Real Estate, Employ-  
ment, Earnings and Hours of Work,  
72-603

Labour Costs, 72-610

Local Government, Revenue and  
Expenditure, Assets and Liabilities,  
Actual, 68-204Local Government, Revenue and  
Expenditure, Preliminary Esti-  
mates, 68-203

Provincial Government, 68-209

Provincial Government, Revenue and  
Expenditure, 68-207

Estimates, 68-205

Survey of Education Finance, 81-208

Financial Flow Accounts, 13-002

Financial flows, 11-003, 13-002

Financial Information System for Mu-  
nicipalitiesSupplement to Vol. II: Pro Forma  
Statements, 12-534

Vol. I: General Introduction, 12-532

Vol. II: The Classification Systems,  
12-533Financial Institutions, Financial Sta-  
tistics, 61-006

## Financial Statistics

Associations, Selected, 61-514

Charitable Organizations, Selected,  
61-212

Corporations, 61-207

Elementary and Secondary Educa-  
tion, 81-250federal government enterprises, 61-  
203

Financial Institutions, 61-006

hospitals, 83-214, 83-215

industrial corporations, 61-003

provincial government enterprises,  
61-204Religious Organizations, Selected, 61-  
211

trusted pension plans, 74-201

Financing, sales, 11-003, 63-211

Fir, Douglas, *see* Douglas fir

## Fire

alarms, 43-206

and police protection, local govern-  
ment expenditure, 68-204

extinguishers, hand-type, 41-228

fighting equipment, 42-214

hoses, 34-210

hydrants, 41-228

insurance companies, financial sta-  
tistics, 61-006

Firebrick, 44-214

clay, 44-005

from domestic clays, 44-215

Fireclay, 44-005

blocks and shapes, 44-215

from domestic clays, 44-215

## Fish

and Fish Products Service Bulletin,  
24-003

boxes, wooden, 35-209

canned, 32-011, 32-216

consumer price index, 62-009, 62-  
010, 62-518

direct sales, 63-218

family expenditure, 62-531, 62-532

feed, 32-214

Freezings and Stocks, 24-001

freezings and stocks, 24-003

industry selling price index, 62-011,  
62-528landings, 11-003, 24-002, 24-003,  
24-201 to 24-208

- Fish - Concluded  
     per capita disappearance, 32-226  
     Products Industry, 32-216  
     smoked, freezings and stocks, 24-001, 24-003  
     sticks and portions, freezings and stocks, 24-001, 24-003  
     sticks, portions, slabs, etc., 24-002, 24-003, 24-201 to 24-206  
 Fisher, number and value of pelts, 23-207  
 Fisheries, R & D expenditures, 13-202  
 Fisheries Statistics  
     British Columbia and Yukon, 24-208  
     Canada, 24-201  
     New Brunswick, 24-204  
     Newfoundland, 24-202  
     Nova Scotia, 24-205  
     of Canada, Canada Summary, 24-201  
     Ontario, Prairie Provinces and North-west Territories, 24-207  
     Prince Edward Island, 24-203  
     Quebec, 24-206  
 Fishing  
     boats, 42-206  
     industry, *see* Group 24  
     industry, capital and repair expenditure, 61-205, 61-206  
     industry, corporation financial statistics, 61-207  
     rods, lures, reels, tackle, nets, 47-204  
 Fixed Capital Flows and Stocks, 13-211  
     Manufacturing, Canada, 1926-69, 13-543  
     Manufacturing Canada, 1926-1960, Methodology, 13-522  
 Fixtures  
     lighting, 35-214, 43-210  
     store, 35-205, 35-212, 35-213  
 Flags, 34-202  
 Flagstone, 26-217  
 Flash bulbs, 43-210  
 Flashlight batteries, 43-208  
 Flat irons, domestic, electric, 43-003, 43-203  
 Flatware and cutlery, 47-211  
 Flavouring extracts, 32-218, 32-224, 46-209  
 Flaxseed, 22-002  
     acreage  
         production and value, stocks disposition, prices, 21-003  
         production, farm price and value 21-507, 21-516  
         production, receipts, prices, 22-201  
         production, shipments, 22-005  
     crops, stocks, crushings, prices, 22-006  
     crushings, 21-003, 22-001, 22-006, 32-006  
     farm cash income, 21-502, 21-511  
     farm cash receipts, 21-001  
     meal, production, exports, prices 22-006  
     oil and meal, 22-001  
     oil, production, exports, prices, 22-006  
     shipments, prices, stocks, 22-001  
     supply and disposition, 21-501, 21-507  
 Floodlight fixtures, 43-211  
 Floodlights, 43-210  
 Floor cleaning preparations, 46-216  
 Floor coverings  
     chain stores, 63-210  
     family expenditure, 62-535 to 62-537  
     farm family expenditure, 62-523  
     wholesale trade, 63-008, 63-521  
 Floor lamps, 35-214  
 Floor polishers, domestic, electric, 43-003, 43-203  
 Floor polishes, 46-216  
 Floor tile, 47-205  
     glazed, 44-005, 44-215, 44-216  
     hardwood, 35-203, 35-205  
     rubber, 33-206  
     vinyl-asbestos, 47-001  
 Floor wax, 46-210, 46-216  
 Flooring, 35-203  
     hardwood, 35-205  
     Hardwood Flooring Plants, 35-203  
     open steel, 41-221, 41-227  
 Florist chain stores, 63-210  
 Flounders  
     freezings and stocks, 24-001, 24-003  
     landings, 24-002, 24-003, 24-201, 24-203 to 24-206, 24-208

- Flour, 11-003, 21-003, 22-201, 32-003, 32-214, 32-224, 32-228  
 and Breakfast Cereal Products Industry, 32-228  
 family expenditure, 62-531  
 industry selling price index, 62-011, 62-528  
 mill machinery, 42-214  
 Mills, 32-215  
   and Feed Mills in Canada, 32-401  
     1958, 32-501  
     (including Prepared Feed Plants)  
       1960, 32-503  
       1962, 32-504  
   mills, grindings and output, 21-003  
   mixes, 32-018, 32-224, 32-228  
   per capita disappearance, 32-226  
   production, prices, 21-003  
   wood, 35-208
- Flow level instruments, 47-206
- Flows and Stocks, Fixed Capital, 13-211
- Flower pots  
   clay, 44-005  
   from domestic clays, 44-215  
   plastic, 47-208
- Flowers, greenhouse sales, 22-202
- Flue linings  
   clay, 44-005  
   from domestic clays, 44-215  
   from imported clays, 44-216
- Fluid Milk Sales, 23-002
- Fluorescent and incandescent lamps, 43-210
- Fluorescent and incandescent lighting equipment, 43-211
- Fluorspar, 26-201, 26-202  
   production, consumption, 26-220
- Flush Type Doors (Wood), Quarterly Shipments by Canadian Manufacturers, 35-004
- Fly repellants, 46-216  
   sales, 46-212
- Fly spray, 46-209
- Fly swatters, plastic, 47-208
- Fodder corn, 22-002  
   acreage, production and value, 21-003
- Foil, aluminum, 41-204
- Folders, filing, 36-206  
   printed, 36-203
- Folding  
   boxes, 36-203, 36-206, 36-214  
   Carton and Set-up Box Manufacturers, 36-214  
   cartons, 36-203, 36-206, 36-214  
   chairs, 35-211, 35-213
- Food  
   and beverage industries  
     fixed capital flows and stocks, 13-211  
     R & D expenditures, 13-203  
   and Drug Act, charges, convictions, sentences, 85-201  
   Accommodation and Recreational Services, Employment, Earnings and Hours of Work, 72-602  
   apparent per capita domestic disappearance, 32-220  
   beverages and tobacco, *see* Group 32  
   canneries, value of construction work, 64-201  
   colours, 32-224  
   commodities in cold storage and other warehouses, stocks of, 32-217  
   consumer price index, 62-001, 62-009, 62-010  
   dietary, 32-209  
   drink preparations, 32-224  
   Expenditure  
     Family, 1969, 62-531, 62-532  
     family expenditure, 62-535 to 62-537, 62-540, 62-541  
     farm family expenditure, 62-523  
     flavours and extracts, 32-224  
     frozen, 32-224  
     infant and junior, canned, 32-218, 32-221  
     mixers, domestic, electric, 43-003, 43-203  
     nutrition value, 32-226  
     poisoning, cases, rates, deaths and death rates, 82-201  
     powders, 32-213, 32-218, 32-224  
     Preparations, Miscellaneous, 32-018  
     Processors, Miscellaneous, 32-224  
     Serving Industry, Franchising, 63-522  
     Serving Industry Franchising, 1973, 63-524  
     stabilizers, 32-224  
     stocks in cold storage, 32-217  
     stores, *see also* Grocery stores

## Food - Concluded

- stores
  - chain, 63-210
  - in voluntary groups, 63-215, 63-217
  - retail trade, 11-003, 63-005, 63-209, 63-517, 63-519
- trays, paper, 36-206
- vending machines, number and sales, 63-213
- wholesale trade, 63-008, 63-521

## Foolscap, 36-206

## Foot braces (orthopaedic), 47-206

## Football equipment and supplies, 47-204

## Footballs, 47-204

## Footwear

- athletic, 33-002, 33-203
- canvas, 33-002
- consumer price index, 62-010, 62-518
- family expenditure, 62-535 to 62-537, 62-541
- felt, 33-002, 33-203, 34-210, 34-219
- industry selling price index, 62-011, 62-528
- leather, 11-003, 33-002, 33-203
- plastic, waterproof, 33-002, 33-206
- rubber, 11-003, 33-002, 33-206
- Statistics, 33-002
- wholesale trade, 63-008, 63-521

## Forage crop harvesters and blowers, sales, 63-203

## Forage crops, 21-003, 22-001, 22-002

## Forage seeds, 21-003

## Foreign (and domestic) Control of Manufacturing Establishments in Canada, 13-401

## Foreign exchange, 11-003, 67-001, 67-201

- holdings, deposit liabilities, etc., 67-001, 67-201, 67-505

## Foreign investments, 13-002

- in Canada, 67-001, 67-002, 67-201

## Foreign trade, 11-003, 65-001 to 65-007, 65-202 to 65-203

## Forest land, area, tenure, etc., 25-202, 25-504

## Forest production, 25-201, 25-202, 25-504

## Forest products

- farm cash income, 21-511
- farm cash receipts, 21-001
- farm net income, 21-202

## Forestry

- capital and repair expenditure, 61-205, 61-206
- corporation financial statistics, 61-207
- machinery and equipment, price indexes, 62-007, 62-008
- R & D expenditures, 13-202

## Forgery, charges, convictions, sentences, 85-201

## Forgings

- iron, 41-001
- steel, 41-001, 41-203, 41-228

## Formaldehyde, 46-002

## Forms, printed, various types, 36-203

## Foundation Garment Industry, 34-212

## Foundation Garment Shipments, 34-002

## Foundation garments, 34-002, 34-212, 34-217

## Foundations (make-up), 46-215

- sales, 46-221

## Foundries, Iron, 41-226

## Foundry equipment, 42-214

## Foundry supplies (case oil, facings, etc.), 44-210

## Fountain fruits, 32-213, 32-224

## Fountain syrups, 32-018, 32-208, 32-218, 32-224

## Fowl meat

- fresh and frozen, 32-227
- frozen, stocks, 32-009
- per capita disappearance, 32-226
- production and value, disappearance, 21-003
- supply, disposition, farm value, 23-202

## Fowl, number on farms, 21-003, 23-006, 23-202, 23-203

## Fox

- feeds, 32-004, 32-214
- number and value of pelts, 23-207, 23-208
- number on fur farms, 23-208
- supply and disposition, 23-208

## Fractures, complaint and disability days, 82-518

## Fragrance preparations, 46-215

sales, 46-221

## Frames

door and window, metal, 41-221,  
41-227

door and window, wooden, 35-205

furniture, 35-205, 35-211 to 35-213

picture, mirror, 35-213

spectacle, 47-206

Franchises, local government revenue,  
68-203Franchising in Canada's Food Serving In-  
dustry, 63-522Franchising in Canada's Food Serving  
Industry, 1973, 63-524

## Frankfurters, 32-221

Fraud, charges, convictions, sentences,  
85-201

## Freezers

domestic, 11-003, 43-001, 43-204

in households, 64-202

industry selling price index, 62-010,  
62-528

urban family expenditure, 62-540

## Freight

air carriers, 51-001, 51-002, 51-203  
motor carriers, 53-005Classification of Finance Ac-  
counts, 12-517(Common and Contract), Part 1,  
53-222operating and financial statistics,  
53-222

railways, 52-001, 52-002, 52-205

miles, 52-210

revenue, 52-003

summary, 52-207

Traffic, Conversion of Railway to  
Standard Commodity Classifica-  
tion, 52-502

## Freshwater fish

freezings and stocks, 24-001, 24-003

landings, 24-003, 24-201, 24-206 to  
24-208

## Friction tape, 33-206

## Frozen

Canned Processed Foods, 32-212

cream, 32-212

eggs, 32-217

food

cabinets, 42-215

## Frozen - Concluded

consumer prices, 62-009, 62-010

direct sales, 63-218

pack, 32-212

stocks, 32-010, 32-217

fowl meat, 32-220, 32-227

fruit, 32-217

meat, 32-012, 32-217

vegetables, 32-218

## Fruit

## and Vegetable

Canners and Preservers, 32-218

Crop Reports, 22-003

Preparations, 32-017

Preservation, Service Bulletin, 32-  
023

Processing Industries, 32-218

and Vegetables, Stocks, 32-010

boxes and baskets, 35-206, 35-209

buns, 32-203

canned, 32-011

cocktail

for salads, canned and frozen,  
32-212

salad, canned, 32-218

consumer price index, 62-009, 62-  
010crystallized and glazed, 32-218, 32-  
224

domestic disappearance, 32-212

drinks, 32-018, 32-209, 32-224

non-carbonated, 32-218

family expenditure, 62-531, 62-532,  
62-541

farm cash income, 21-511

farm cash receipts, 21-001

farm family expenditure, 62-523

farm net income, 21-202

fountain, 32-213, 32-224

frozen, 32-212, 32-218

pack, 32-212

graders, sales, 63-203

in cold storage, 32-217

industry selling price index, 62-011,  
62-528

juices, 32-212, 32-218

pectin, liquid or powder, 32-224

peel, candied, 32-218

per capita disappearance, 32-226

preparations, 32-017

## Fruit — Concluded

production and value, 21-512, 22-003

and stocks, 21-003

sorters and graders, sales, 63-203

stocks, 32-010, 32-217

wholesale trade, 63-008, 63-521

Fryers, deep fat, domestic, electric, 43-003, 43-203

Frying pans, domestic, electric, 43-003, 43-203

## Fuel

consumed by motor vehicles, provincial taxes, 53-217

consumer price index, 62-010

## Dealers

chain, 63-210

sales and stocks, 63-001

retail trade, 11-003, 63-005, 63-209, 63-517, 63-519

sales and stocks of coal and coke, 26-206

urban family expenditure, 62-540

diesel, sales, 45-004, 45-205

family expenditure, 62-535 to 62-537

farm family expenditure, 62-523

(motive) sales, provincial revenue, 53-220

oil, 45-205

additives, 46-216

net sales, 45-208

stoves, 41-225

supply and demand, 57-505

supply and disposition, 45-004

tanks, 41-223

pumps, for vehicle engines, 42-210

purchased and consumed by manufacturers, 57-002

## taxes

and rates, 68-201

local (municipal) government revenue, 68-202

provincial government revenue, 68-205, 68-207

urban family expenditure, 62-530

used in households, 64-202

Fuelwood, 25-201, 25-202

Fuller's earth, consumption, 44-215

Fumigants, sales, 46-212

Funeral costs, average, 63-520, 63-523

## Funeral Directors

1968, 63-520

1972, 63-523

Funeral directors' supplies, wooden, 35-210

Funeral service receipts, 63-511, 63-520

## Funerals

family expenditure, 62-535 to 62-537

farm family expenditure, 62-523

urban family expenditure, 62-530

Fungicides, sales, 46-212

## Fur

clothing, 34-213

dressing and dyeing, 47-205

Farms, 23-208

number of farms, number of animals, value of pelts, 21-003

goods, direct sales, 63-218

Goods Industry, 34-213

Production, 23-207

## Furnace

and stove pipes, 41-227

blowers, 41-225

domestic, 42-214

Furnaces and parts, 41-225

electric, 43-204

industrial, 42-214

various types, 41-005

Furnaces in households, 64-202

Furnishing fabrics, 34-208

Furnishings, urban family expenditure, 62-540, 62-541

## Furniture

camp, 34-202, 35-211

chain stores, 63-210

church, 35-205, 35-211 to 35-213

consumer price index, 62-010, 62-518

dining-room, 35-005, 35-211, 35-213

direct sales, 63-218

family expenditure, 62-535 to 62-537, 62-540

farm family expenditure, 62-523

hospital, 35-211 to 35-213

hotel, 35-211 to 35-213

household, 35-211 to 35-213

of wrought iron, 35-211

## Furniture — Concluded

- Household Furniture Manufacturers, 35-211
- industries, fixed capital flows and stocks, 13-543
- industries, R & D expenditure, 13-203
- industry selling price index, 62-011, 62-528
- Miscellaneous Furniture and Fixture Manufacturers, 35-213
- office, 35-211 to 35-213
- Office Furniture Manufacturers, 35-212
- Office, Quarterly Shipments, 35-006
- pads, 34-202
- polishes, 46-216
- porch, garden and lawn, 35-208, 35-211, 35-213
- products, shipments, 35-005
- re-upholstery and repair shops, 35-211
- school, 35-205, 35-211 to 35-213
- store, 35-205, 35-211 to 35-213
- stores
  - chain, 63-210
  - sales and stocks, 63-001
  - in shopping centres, 63-214
  - in voluntary groups, 63-215, 63-217
  - instalment credit and charge accounts, 61-004
  - retail trade, 11-003, 63-005, 63-209, 63-517, 63-519
  - theatre, 35-211 to 35-213
  - urban family expenditure, 62-540
  - verandah, 35-208, 35-211, 35-213
  - wax, 46-216
  - wooden, 35-005, 35-205, 35-208, 35-211 to 35-213

Furriers and fur chain stores, 63-210

Fusel oil, 32-206

Fuses, electrical, 43-210

- industrial, 43-207

## G

Gages and plums, canned, 32-218

Galvanized metal, 41-227

## Games

- and toys, 47-204
- plastic, 47-208
- printed, 36-203

Gaming and betting, 85-205

## Garage

- doors, 35-205, 41-221
- machinery, 42-214

## Garages

- chains, sales and stocks, 63-001
- in households, 64-202
- in shopping centres, 63-214
- licences
  - number, 53-218
  - revenue, 53-220
- retail trade, 11-003, 63-005, 63-209, 63-517, 63-519
- value of construction work performed, 64-201

Garbage bags, polyethylene, 36-207

Garbage cans, 41-227

Garbage collection, local government expenditure, 68-203

## Garden

- furniture, 35-208, 35-211, 35-213
- maintenance, 22-203

## Garment

- bags, 34-210, 36-206, 36-207
- hangers, wooden, 35-208
- Industry, Foundation, 34-212
- leather, 33-001
- shields, 34-218
- Shipments, 34-001

## Garments

- academic, church, etc., 34-218
- foundation, 34-212
- leather, 33-202

Garter belts, 34-002, 34-212

## Gas

- burners, residential and commercial, 41-225, 42-214, 43-204
- exploration, development and production, net cash expenditures, 57-002
- heating facilities in households, 64-202
- mains and services, value of construction work, 64-201
- manufactured, sales and revenue, 55-002



## Gas - Concluded

- Meter Registrations, Electric and, 57-201
- meters, 41-228
- natural, 11-003, 26-006, 26-201, 26-213; *see also* Natural gas
- natural, manufactured and propane, meter registration, 57-201
- natural, supply and demand, 57-505
- pipe line sales, 55-002, 57-205
- pipe lines, wells, etc., value of construction work, 64-201
- still, supply and demand, 57-505
- still, supply and disposition, 45-004
- stops, 41-228
- stoves, 43-204
- supply and demand, sales, revenue, 57-205, 57-207
- turbine equipment, inventory of, 57-206
- Utilities, 55-002
  - operating and financial statistics, 57-205
  - (Transport and Distribution Systems), 57-205
  - wells, 26-207, 26-213

## Gaskets

- leather, 33-205
- rubber, 33-206

## Gasoline, 45-205

- aviation, supply and demand, 57-505
- dispensing pumps, 42-214
- engines and parts, for automobiles, 42-210
- gross and net sales, 53-218
- motor, aviation, supply and disposition, 45-004
- motor, supply and demand, 57-505
- net sales, 45-208
- retail outlets, *see also* Service stations; Garages
- retail outlets
  - by metropolitan areas, 57-002
  - licence revenue, 53-220
  - number, 53-218
- retail sales by metropolitan areas, 57-002

## Gauntlets, 34-218

- fur and fur-lined, 34-213

## Gauge, surgical, 34-210

## Geese

- fresh and frozen, 32-227
- number on farms, 23-006, 23-202
- farm value, 21-003

## Gelatine, 32-224

## Gem stones, 26-201, 26-202, 26-220

## General Building Contracting Industry, Residential, 64-208

## General Cancer Mortality 1950-1963, 84-520

## General merchandise stores

- chain, 63-210
- sales and stocks, 63-001
- in voluntary groups, 63-215
- retail trade, 63-005, 63-209, 63-517, 63-519

## General merchandise warehouses, storage facilities, 63-212

## General Mortality, 1950-72, 84-531

## General Review of

- the Manufacturing Industries of Canada, 31-201
- the Manufacturing Industries of Canada, Volume I: Industries by Province, 31-203
- the Mineral Industries (Mines, Quarries and Oil Wells), 26-201

## Generators and parts, electric, 43-207

## Geographical Classification Manual, Standard, Volume I, The Classification, 12-545

## Geographical Classification Manual, Standard, Volume II, Numerical Index, 12-546

## Geographical Classification Manual, Standard, Volume III, Alphabetical Index, 12-547

## Geographical Classification Manual, Standard, Volume IV, Alphabetical Index by Provinces, 12-552

## Geographic Mobility in Canada, October 1964 - October 1965 (Special Labour Force Studies, No. 4), 71-508

## Geraniums, greenhouse sales, 22-202

## Gift and estate taxes, 68-201

- federal government revenue from, 68-202, 68-211

## Gift and novelty chain stores, 63-210

## Gift wrappers, paper, 36-214

## Gift wrapping paper, 36-206

## Gifts

- family expenditure, 62-535 to 62-537, 62-540
- farm family expenditure, 62-523
- urban family expenditure, 62-530, 62-540

## Gin, 32-206

- production and sales, 32-206
- sales, 63-202

## Girdles, 34-002, 34-212

Girls' clothing, *see* Clothing

## Glanders, cases, deaths, 82-512

## Glass and Glass Products Manufacturers, 44-207

## Glass

- bottles, etc., 44-207
- chain stores, 63-210
- window, 11-003

## Glasses, frames and lenses, 47-206

## Glassware, 44-207

- family expenditure, 62-535 to 62-537

## Glauber's salt, 46-219

## Glazed tile, floor and wall, 44-215, 44-216

## Glove leather, 33-001

## Glove linings, 34-215

## Gloves, 34-218

- baseball, hockey, etc., 47-204
- fur and fur-lined, 34-213
- knitted, 34-215
- leather, 33-202, 33-204
- manufacturers, 34-218
- rubber, 33-206

## Glucose, 32-224

## Glue, 46-216

- stock, 33-202

## Gluten, 32-224

## Glycerine, 46-219

- crude, 46-214

## Glycols, 46-219

## Gnanasekaren, K.S.: Working Life Tables for Males in Canada and Provinces, 1971

## Goat skins, 33-001

## Gold, 11-003, 26-004, 26-007, 26-201, 26-202, 26-209, 41-214

- and foreign exchange holdings, 13-002
- and U.S. dollars, Canadian holdings, 67-001, 67-201, 67-505

## Gold - Continued

- average annual prices, 26-201, 26-209, 41-214

## Gold, Copper, Silver Mines, Gold Quartz, 26-209

## drilling, 26-207

## Mining Industry, 26-209

## Placer Gold Mines, Gold Quartz Mines and Copper-Gold-Silver Mines, 26-209

## Production, 26-004

## and sources, 41-214

- available for export, 67-001, 67-201, 67-505

## consumption, 26-216

## quartz deposits, drilling completed, 26-207

## Quartz Mines, 26-209

## -silver-copper deposits, drilling completed, 26-207

## Goldeye

- freezings and stocks, 24-001, 24-003
- landings, 24-002, 24-003, 24-201

## Golf equipment and supplies, 47-204

## Gonorrhoea

- cases and deaths, 82-512
- deaths and death rates, 82-201

## Goose meat

- frozen, stocks, 32-009
- in cold storage, 32-217
- per capita disappearance, 32-226
- production and value, disappearance, 21-003
- stocks, 23-003
- supply, disposition, farm value, 23-202

## Gopher poison, 46-216

## Government

- adult education activities, 81-207
- capital and repair expenditures, 61-205, 61-206, 61-504
- enterprises, financial flow accounts, 13-002
- expenditure, 11-003, 68-202
  - on education, 81-208
  - on universities, 81-212
- Finance, Quarterly, 68-001
- Financial Management Statistics, the Canadian System of, 68-506
- principal taxes and rates, 68-201

- Government — Concluded  
    revenue and expenditure, 11-003,  
        13-001, 13-201, 68-202  
    revenue from taxes, licences, etc.,  
        68-202  
    revenue from the sale of alcoholic  
        beverages, 63-202
- Government, Federal  
    capital and repair expenditure, 61-  
        205, 61-206  
    Employment, 72-004  
        in Metropolitan Areas, 72-205  
    Enterprise Finance, 61-203  
    principal taxes and rates, 68-201  
    revenue and expenditure, 11-003,  
        68-211  
    Revenue and Expenditure, Assets and  
        Liabilities, 68-211
- Government Finance Quarterly, 68-001
- Government, Local (Municipal)  
    capital and repair expenditure, 61-  
        205, 61-206  
    Employment, 72-009  
        1961-66, 72-505  
    principal taxes and rates, 68-201  
    revenue and expenditure, 68-202 to  
        68-204  
    revenue from taxes, licences, etc.,  
        68-202
- Government, Provincial  
    capital and repair expenditure, 61-  
        205, 61-206  
    correspondence courses, 81-542  
    Employment, 72-007  
    Enterprise Finance, 61-204  
    Finance, Assets, Liabilities and  
        Sources and Uses of Funds, 68-209  
    principal taxes and rates, 68-201  
    revenue and expenditure, 68-202,  
        68-205, 68-207  
    revenue from taxes, licences, etc.,  
        68-202
- Grade crossings, expenditures for elimi-  
    nation and protection, 53-201
- Graders, 42-214  
    fruit and vegetable, sales, 63-203  
    road, sales and rental revenue, 63-  
        220, 63-516
- Graduate Study and Research Awards  
    for, 81-565
- Grain, 22-002  
    and fertilizer drills (combination),  
        42-202  
        sales, 63-203  
    cleaners, 42-202  
    crops, acreage and production, *see*  
        *individual kinds*  
    drills and grinders, 42-202  
        sales, 63-203  
    elevator machinery, 42-214  
    elevators, 42-202  
        sales, 63-203  
        value of construction work, 64-  
            201  
    grinders, 42-202  
    Milling Statistics, 32-003  
    Trade of Canada, 22-201  
    wholesale trade, 63-008, 63-521
- Grains  
    Coarse Grains Review, 22-001  
    distillers', 32-206  
    mill grindings, prices, 21-003  
    mixed, acreage  
        production and value, 21-003  
        production, farm price and value,  
            21-501, 21-507, 21-516
- Granite, 26-217  
    building stone, 44-213  
    monuments and bases, 44-213
- Grape juice, 32-207, 32-218  
    concentrated, 32-207, 32-224
- Grapefruit, canned, 32-218
- Grapes  
    per capita disappearance, 32-226  
    production and value, 21-003, 21-  
        512, 22-003
- Grass seed, production and value, 21-003
- Gravel, 26-201, 26-202, 44-002  
    blocks, 44-205  
    production and shipments, 26-215
- Gravy, 32-218, 32-227  
    (hot chicken sauce), canned, 32-227
- Grease and other animal fats, 32-221
- Grease, lubricating  
    net sales, 45-208  
    production and sales, 45-205  
    supply and disposition, 45-004
- Green beans, 22-003  
    canned and frozen, 32-212  
    stocks, 32-010
- Greenhouse Industry, 22-202

Greenland halibut (turbot)  
 freezings and stocks, 24-001, 24-003  
 landings, 24-002, 24-003, 24-201,  
 24-202

Greeting cards, 36-203, 36-206

Grills, electric, 43-203, 43-204

Grills for hot air heating, 41-225

Grinders, grain, 42-202  
 sales, 63-203

Grindstone, 26-201, 26-202

Groceries  
 consumer price index, 62-010  
 family expenditure, 62-531  
 farm family expenditure, 62-523  
 wholesale trade, 63-008, 63-521

Grocery and combination stores  
 chain, sales and stocks, 63-001  
 retail trade, 63-005, 63-209, 63-517,  
 63-519

Grocery bags, 36-207

Grocery stores, *see also* Food stores

Grocery stores  
 chain, 63-210  
 in shopping centres, 63-214  
 in voluntary groups, 63-215  
 retail trade, 11-003, 63-005, 63-209,  
 63-517, 63-519

Gross national expenditure, 11-003, 13-  
 001, 13-201, 13-531, 13-533, 13-549E

Gross national product, 11-003, 13-001,  
 13-201, 13-531, 13-533, 13-549E

Gross National Product, a Review of  
 Recent Proposals for Modifying and  
 Extending the Measure of, 13-558

Ground beef and hamburger, 32-221

Groundfish  
 freezings and stocks, 24-001, 24-003  
 landings, 24-002, 24-003, 24-201 to  
 24-206, 24-208

Groundwood pulp, 36-204

Growth Patterns in Manufacturing by  
 Counties and Census Divisions, 1961-  
 1970, 31-518

Guard rails, value of construction work,  
 64-201

Guide to Federal Government Labour  
 Statistics  
 1972, 72-512

Guide to the National Income and Ex-  
 penditure Accounts, Definitions, Con-  
 cepts, Sources, Methods, 13-549E

Guides, printed, 36-203

Gum, chewing, 11-003, 32-016, 32-213

Gummed tape, 36-206

Guns and holsters (toys), 47-204

Gupta, M.L., and N.H.W. Davis: Labour  
 Force Characteristics of Post-war  
 Immigrants and Native-born Canadians,  
 1956-67 (Special Labour Force  
 Studies, No. 6), 71-510

Gymnasium equipment, 47-204

Gypsum, 11-003, 26-007, 26-201, 26-  
 202  
 lath, 44-003  
 Mines, 26-221  
 production, shipments, consumption,  
 26-221  
 Products, 44-003  
 Products Manufacturers, 44-217

## H

Haddock  
 freezings and stocks, 24-001, 24-003  
 landings, 24-002, 24-003, 24-201 to  
 24-206

Hair  
 animal, 32-221, 33-202  
 dressing accessories, plastic, 47-208  
 dryers, domestic, electric, 43-003,  
 43-203  
 preparations (dyes, rinses, sprays,  
 shampoos, etc.), 46-215  
 sales, 46-221

Hairpins, 41-216

Hake, landings, 24-002, 24-003, 24-201,  
 24-203 to 24-206

Halibut  
 family expenditure, 62-531  
 freezings and stocks, 24-001, 24-003  
 landings, 24-002, 24-003, 24-201,  
 24-202, 24-204 to 24-206, 24-208

Halifax census tracts  
 1971, 95-702, 95-732

Halters, 33-205

Ham  
 cooked, uncooked, 32-221  
 family expenditure, 62-531  
 frozen, stocks, 32-012  
 stocks in cold storage, 32-217

Hamburger and ground beef, 32-221

- Hamilton census tracts
  - 1971, 95-709, 95-739
- Hammermills, 42-202
  - sales, 63-203
- Hammocks, 34-202
- Hampers, clothes, 35-211
- Hams, prices, 21-003, 23-203
- Hams, smoked, ready-to-serve, etc., 32-221
- Hand cleaners, 46-003, 46-214, 46-216
- Hand implements, 41-208
- Hand lotions, 46-215
  - sales, 46-221
- Hand luggage, leather, 33-205
- Hand soaps and pastes, 46-214
- Hand trucks, industrial, 42-214
- Handbags, leather and plastic, 33-205
- Handbook of Agricultural Statistics
  - Part I - Field Crops
    - 1908-1963, 21-507
    - 1921-1974, 21-516
  - Part II - Farm Income
    - 1926-65, 21-511
  - Part VI - Livestock and Animal Products
    - 1871-1973, 21-514
  - Part VII - Dairy Statistics
    - 1920-60, 21-513
    - 1920-73, 21-515
- Handbook, Market Research
  - 1969, 63-514
  - (Annual), 63-224
- Handicapped children, special education, 81-537
- Handicapped, home for, 83-221
- Handkerchiefs, 34-210
  - paper, 36-206
- Handles
  - plastic, 47-208
  - wooden, 35-208
- Hangars (airplane), value of construction work performed, 64-201
- Hangers, for garments
  - plastic, 47-208
  - wooden, 35-208
- Hardboard, 35-206, 36-001, 36-204
  - doors, 35-004
- Hardware
  - and tools, 41-227
  - automobile, 42-210
- Hardware - Concluded
  - industry selling price index, 62-011, 62-528
  - pole line, 43-207
  - stores
    - chain, 63-210
    - in shopping centres, 63-214
    - in voluntary groups, 63-215
    - retail trade, 11-003, 63-005, 63-209, 63-517, 63-519
  - Tool and Cutlery Manufacturers, 41-208
  - wholesale trade, 63-008, 63-521
- Hardwood
  - doors, 35-004
  - flooring, 35-205
  - Flooring Industry, 35-203
  - Flooring Plants, 35-203
  - plywood, 35-206
  - veneers and plywoods, 35-206
- Harness, baby and dog, 33-205
- Harrows, 42-202
  - sales, 63-203
- Harvesting machinery, 42-202
  - sales, 63-203
- Hassocks, 35-211
- Hat and cap industry, 34-218
- Hat blocks, wooden, 35-208
- Hats, 34-218
  - fur, 34-213
  - paper, 36-206
- Hawrylyshyn, Oli, a Review of Recent Proposals for Modifying and Extending the Measure of GNP, 13-558
- Hay, 22-002
  - acreage, production and value, disposition, 21-003
  - balers, 42-202
    - sales, 63-009, 63-203
  - conditioners, sales, 63-203
  - fever, frequency, 82-510
  - tame, production, farm price and value, 21-507, 21-516
- Haying machinery, 42-202
  - sales, 63-203
- Head linings, 34-210
- Headwear, *see also* Hats
- Headwear, knitted, 34-215
- Health and personal care, consumer price index, 62-001, 62-009, 62-010, 62-518

- Health care, 82-518
  - family expenditure, 62-535 to 62-537, 62-541
  - farm family expenditure, 62-523
  - federal government expenditure, 68-211
  - Illness, 1950-1951, Summary Report, 82-518
  - provincial government expenditure, 68-205, 68-207
  - urban family expenditure, 62-530, 62-541
- Health Facilities, Non-institutional, 83-519
- Health insurance plans in finance, insurance and real estate, 72-610
- Health insurance plan in education, libraries, museums, 72-616
- Health insurance plans in manufacturing, 72-506, 72-510, 72-612
- Health insurance plans in mines, quarries and oil wells, 72-511, 72-613
- Health Manpower in Hospitals
  - Dietitians, 1961-1968, 83-511
  - General, 1961-1968, 83-507
  - Graduate Nurses, 1961-1968, 83-517
  - Laboratory Technologists, 1961-1968, 83-509
  - Medical Record Librarians, 1961-1968, 83-513
  - Nursing Assistants, 1961-1968, 83-518
  - Pharmacists, 1961-1968, 83-512
  - Physio-occupational Therapists, 1961-1968, 83-510
  - Psychologists, 1961-1968, 83-514
  - Radiological Technicians, 1961-1968, 83-508
  - Radiologists and Pathologists, 1961-1968, 83-516
  - Social Workers, 1961-1968, 83-515
- Health Manpower, Physicians and Surgeons, 83-223
  - Physiotherapists, 83-225
  - Radiological Technicians, 83-224
  - Registered Nurses, 83-220
- Health, public, *see* Group 82
- Health services, local government expenditure, 68-203, 68-204
- Health services, provincial government expenditure, 68-205, 68-207
- Hearing-aid batteries, 43-208
- Heart diseases, deaths from, 1950-1968, 84-529
  - 1951-1972, 84-531
- Heat exchangers, 41-207
  - industrial, 42-214
- Heat transfer coils, 42-215, 43-006
- Heaters
  - electric, 43-003, 43-203
  - space, 43-203, 43-204
  - various types, 41-005
  - water, oil-fired, 41-008
  - water-tank, domestic, 43-007, 43-203
- Heating
  - boilers, 41-207, 41-223, 41-225
  - contractors, principal statistics, 64-204
  - controls, 47-206
  - equipment, 41-225, 41-227
    - electrical, industrial, 43-207
  - Equipment Manufacturers, 41-225
  - facilities in households, 64-202
  - pads, electric, 43-203
  - systems, urban family expenditure, 62-540
- Heels, 33-203
  - rubber, 33-206
- Helicopter operators, 51-501
  - balance sheet, 51-206
  - operating statistics, 51-002
- Helium, 26-201, 26-202
- Helmets, 34-218
  - football, 47-204
  - safety, 47-208
- Hemlock, 25-202
  - consumption, 35-001
  - exports, industry selling price index, 35-003
  - price, 35-002
  - production, shipments and stocks, 35-001, 35-003
  - shipments, 35-204
  - veneers and plywood, 35-206
- Hemstitching, 34-210
- Hens, number on farms, 23-003, 23-006, 23-202
  - farm value, 21-003
- Herbicides, 46-216
  - sales, 46-212

- Herring  
  freezings and stocks, 24-001, 24-003  
  landings, 24-002, 24-003, 24-201 to 24-208  
  oil, 32-006
- Hides and skins, 32-221, 33-001  
  sales, prices, exports, imports, 23-203
- Hides, cattle, industry selling price index, 62-011, 62-528
- High Schools, *see* Secondary Schools
- Higher education, *see* Group 81; *see also* Education; Universities
- Higher education  
  Atlantic Provinces, 81-545  
  Degrees, Diplomas, Certificates  
    Awarded by Degree-granting Institutions, 81-211  
  enrolment, 81-204  
  finance, 81-208
- Highway construction price index, 62-007, 62-008, 62-520
- Highway mileage and expenditure, 53-201
- Highway, Road, Street and Bridge Contracting Industry, 64-206
- Highway traffic accidents, 53-001, 53-206  
  and offences, 85-206
- Highways  
  provincial government expenditure, 68-205, 68-207  
  value of construction work performed, 64-201
- Hip boots, rubber, 33-206
- Historical Catalogue of Dominion Bureau of Statistics Publications, 1918-1960, 11-504
- Hobby chain shops, 63-210
- Hockey equipment and supplies, 47-204
- Hockey sticks, wooden, 35-208
- Hoes, rotary, sales, 63-203
- Hogs  
  farm cash income, 21-511  
  farm cash receipts, 21-001  
  number on farms, 23-005  
  farm value, 21-003  
  farm value, slaughterings, marketings, etc., 21-514, 23-203
- Hoisting machinery, 41-207, 42-214, 42-217
- Holiday pay in education, libraries, museums, 72-616
- Hoists, 42-214  
  hydraulic, 42-217  
  mine, 42-214
- Holiday pay in finance, insurance and real estate, 72-610
- Holiday pay in manufacturing, 72-506, 72-510, 72-612
- Holiday pay in mines, quarries and oil wells, 72-511, 72-613
- Holiday pay in trade (wholesale and retail), 72-615
- Hollow-ware, various types, 47-211
- Home  
  freezers in households, 64-202  
  ownership cost index, 62-010, 62-518  
  ownership, incidence, 13-547  
  permanents, 46-215  
  sales, 46-221
- Homes for the aged, patients, 83-208
- Homicidal deaths, 85-209
- Homicide in Canada: a Statistical Synopsis, 84-505E
- Honey, 32-224  
  and wax, production and value, 21-003, 23-007  
  farm net income, 21-202  
  per capita disappearance, 32-226  
  production and value, disposition, 21-003  
  Production and Value Estimate of, 23-209  
  yield forecast, 23-209
- Hoovers, women's and children's, 34-217
- Hoppers, metal, 41-223
- Hops, acreage, production and value, 21-003
- Hormones, sex, 46-209
- Horse  
  blankets, 34-202, 33-205  
  drawn vehicles, 42-212  
  feeds, 32-214  
  hides, 32-221, 33-001  
  meat, fresh and frozen, 32-221  
  radish, prepared, 32-218
- Horses, number on farms, farm value, 21-003, 23-203



## Hose

- tire, 34-210
- plastic, 47-208
- rubber, 33-206

## Hosiery

- all types, 34-215
- and Knitting Mills, 34-215

## Hospital

- administrators employed in hospitals, 83-212
- assets, liabilities, etc., 83-213
- bed capacity, 83-210, 83-227
- beds, 35-213
- care
  - federal government expenditure, 68-211
  - persons with, family expenditure, 82-518
  - provincial government expenditure, 68-205, 68-207

drug costs, paid hours, supplies, laboratory units, etc., 83-001, 83-216

equipment, 35-213

furniture, 35-211 to 35-213

## Indicators

- (annual), 83-229
- (quarterly), 83-001

## insurance

- premiums, provincial government revenue from, 68-205, 68-207

manpower, 83-507 to 83-518

## Mortality, 82-206

- Canadian Diagnostic List, 82-209
- Historic Summary, Canada, 1964, 1966 and 1968, 82-532

nursing personnel, annual salaries, 83-218

patients, services, operating statistics, etc., 83-001, 83-229

separations and days, rates, etc., 82-206, 82-209, 82-532

## Statistics

- Preliminary Annual Report, 83-217

Volume I: Beds, Services, Personnel, 83-227

Volume II: Expenditures, Revenues, Balance Sheets, 83-228

Volume III: Indicators, 83-229

Hospitalization rates of children, 91-508

Hospitals, *see* Group 83

## Hospitals

- bed capacity, 83-001, 83-216, 83-217
- list of, 83-201

manpower employed, 83-507 to 83-518

Surgical Procedures and Treatments, 82-208

- Deaths and Case Fatality Rates, 1968, 82-531

value of construction work, 64-201

Hot-rolled forms, iron and steel, 41-203

## Hot water

- bottles, 33-206
- heaters, 41-008

Hotel furniture, 35-211 to 35-213

## Hotels, 63-204

- value of construction work, 64-201

## Hourly earnings, 11-003

- average, by industry, 72-202, 72-504
- average, in manufacturing, 72-504

Hours and earnings, 72-601, 72-602, 72-603

House dresses, women's and children's, 34-001, 34-217

Household Durables, Urban Family Expenditure or Shelter and, 62-540

Household Facilities and Equipment, 64-202

Household Facilities by Income and Other Characteristics, 1968, 13-540

Household Facilities by Income and Other characteristics, 1972, 13-560

Household furniture, 35-212, 35-213

Industry, 35-211

Manufacturers, 35-211

shipments, 35-005

Household goods warehouses, storage facilities, 63-212

Household soaps, 46-214

Houses, prefabricated, 35-215

- ready-cut and factory-built, wood frame, 35-205

Housing, *see also* Group 64; Census

## Housing

- building permits issued, 64-001, 64-203

capital and repair expenditures, 61-205, 61-206

## Housing — Concluded

- farm family expenditure, 62-523
- new construction starts and completions, 11-003, 64-002
- price index, 62-001, 62-010, 62-518
- Starts and Completions, 64-002
- Status of families, 13-550
- urban family expenditure, 62-530, 62-541
- value of construction work performed, 64-201, 64-204, 64-205
- Human Sciences, Federal Government
  - Activities in the, 13-205
- Humidifiers, 41-225, 43-006
- Hydrants, 41-226, 41-228
- Hydraulic hoists for trucks, 42-217
- Hydraulic turbines, 42-214
- Hydrocarbons, chlorinated, sales, 46-212
- Hydrochloric acid, 46-002
- Hydro-electric, *see also* Electric
- Hydro-electric equipment, inventory of, 57-206
- Hygrometric and temperature instruments, 47-206

## I

- Ice, artificial, 47-205
- Ice cream, 23-001, 32-209, 32-213, 32-224, 32-505
  - and ice cream mix, 32-002
  - cabinets, 42-215
  - cones, 32-016, 32-202
  - family expenditure, 62-531
  - industry selling price index, 62-011, 62-528
  - production and disappearance, 21-003, 23-201
  - vending machines, number and sales, 63-213
- Ice skates, 33-002, 33-203, 47-204
- Icing sugar, 32-222
- Icings, 32-018, 32-224
- Illegitimate births, 84-201, 84-202
- Illness, *see also* Sickness
- Illness
  - and health care, expenditure and volume, 82-518
  - and Health Care in Canada, 82-518

- average number of days, 82-518
- complaint and disability days, 82-518
- Incidence and Prevalence, 82-507
- Immigrant population, levels of education, 71-505
- Immigration, *see also* Group 91
- Immigration, 11-003
- Implement and Equipment Sales, Farm, 63-009, 63-203
- Implements, agricultural, 42-202
- Implicit price indexes, 11-003
  - Commodity Classification
    - Volume I: The Classification, 12-524
    - Volume II: Numeric Index, 12-525
    - Volume III: Alphabetic Index, 12-526
  - price and volume indexes, 65-001, 65-005
- Imports
  - and exports, national accounts, 13-001
  - by Commodities, 65-007
  - by commodity and country, 11-003
  - by Countries, 65-006
  - detailed annual tables, 65-203
  - merchandise trade, 65-203
  - summary, 65-001, 65-005
  - total value, 65-001
- Incandescent and fluorescent lamps, 43-210
- Incandescent and fluorescent lighting equipment, 43-211
- Incidence and Prevalence of Illness, 82-507
- Incidence of Tuberculosis, 82-001
- Incinerators, 41-225
  - value of construction work performed, 64-201
- Income, *see also* Incomes
- Income
  - After Tax, Distributions by Size in Canada, 13-210
  - and Expenditure, National Accounts (annual), 13-201
  - (quarterly), 13-001
  - corporations, taxable, 61-208

## Income - Continued

## Distributions

by Size in Canada

(annual), 13-207

1959, 13-517

1965, 13-528

1967, 13-534

1969, 13-544

Preliminary Estimates, 13-542

Preliminary Estimates (annual), 13-206

Comparative, 1965 and 1967, 13-539

non-farm families and individuals, 13-529

Non-farm Families and Individuals in Canada, Selected Years, 1951-1965, 13-529

Econometric Study of Incomes of Canadian Families, 1967, 13-537

Estimates for Counties and Census Divisions, 13-204

farm, 11-003, 21-001, 21-003, 21-201, 21-202

Farm Cash

(annual), 21-201

(quarterly), 21-001

Farm Net, 21-202

from farm operations and sales of farm products, 21-511

Household Facilities and Other characteristics, 1972, 13-560

Household Facilities by Income and Other Characteristics, 1968, 13-540

Income Inequality, Statistical Methodology and Canadian Illustrations, 13-559

labour, 72-005

low income and poverty, 13-536

national, 11-003, 13-001, 13-201, 13-531, 13-533, 13-549E

National, Vol. 1. The Annual Estimates, 1926-1974, 13-531

Vol. 2. The Quarterly Estimates, 1947-1974, 13-533

## Income - Concluded

Vol. 3. A Guide to the National Income and Expenditure Accounts, Definitions, Concepts, Sources, Methods, 13-549E

of the older population, 91-507

money, 13-210

personal and personal disposable, 11-003, 13-001, 13-201

personal, sources and disposition, 13-001

post-secondary students, 81-543

Statistics on Low Income in Canada, 13-553

taxes

and rates, 68-001, 68-201

federal government revenue from, 68-211

provincial government revenue from, 68-205, 68-207

Incomes, *see also* Income, Earnings

## Incomes

Assets and Indebtedness of Families in Canada, 1969, 13-547

Assets and Indebtedness of Non-farm Families in Canada, 1963, 13-525 (Census Families)

1967, 13-538

1969, 13-546

Unemployed Individuals and Their Families, 13-552

Incubators (poultry supplies), 41-227

## Indebtedness

international, 67-001, 67-201, 67-505

Independent stores, *see also individual types of stores* (Food, Clothing, etc.)

Independent stores, retail trade, 63-005, 63-209, 63-517, 63-519

## Index

cards, filing, 36-206

industry selling price, 11-003, 62-011, 62-528

Numbers of Farm Prices of Agricultural Products, 62-003, 62-529 of Farm Production, 21-203

of Industrial Production, 61-005

## Indexes

- Industry Selling Price
  - 1956-1968, 62-528
- of Output per Person Employed and per Man-hour
  - Cement Manufacturers, 14-505
  - industry and agriculture, 14-201
  - iron and steel mills, 14-503
  - Petroleum Refineries, 14-504
  - Sugar Refineries, 14-506
  - synthetic textile mills, breweries, pulp and paper mills, 14-502
- of Output per Person Employed and per Man-hour in Canada
  - Commercial Industries, 14-201
  - Commercial Non-agricultural Industries, 1947-63, 14-501
- of Real Domestic Product by Industry (Including the Index of Industrial Production), 61-005
- of Real Domestic Product by Industry, 1961-1969, 61-510
- of Real Domestic Product by Industry of Origin, 1935-61, 61-505
- printed, 36-203
- Indian education finance, 81-208
- Indian schools
  - advance statistics of enrolment, 81-220
  - enrolment, 81-210
  - preliminary statistics, 81-201
  - teaching staff, 81-202
- Indictable offences, charges, convictions, sentences, 85-201
- Indium, 26-201 26-202, 26-219
- Industrial
  - alcohol, 32-206, 46-219
  - chemicals, manufacturers, 46-219
  - Classification (S.I.C.) Manual, 12-501
  - Commodity Classification Manual, Vol. 1: The Classification, 12-541
  - control equipment, 43-207, 43-210
  - control panels, 43-206
  - Corporations, Financial Statistics, 61-003
  - Development Bank, financial statistics, 61-203
  - Equipment Manufacturers, Electrical, 43-207
  - ethyl alcohol, 32-021, 32-206, 46-219

## Industrial - Concluded

- fabrics, 34-208
- Migration in Ontario; Forecasting Aspects of Industrial Activity Through Markov Chain Analysis, 31-509
- Organization and Concentration in the Manufacturing, Mining and Logging Industries, 1968, 31-514
- Organization and Concentration in the Manufacturing, Mining and Logging Industries, 31-402
- production, 11-003
  - index, 61-005, 61-505, 61-506, 61-510
- Research and Development Expenditures in Canada
  - (annual), 13-203
  - 1967, 13-532
- Industry selling price index, 11-003, 62-011, 62-528
- Industry Selling Price Indexes
  - 1956-1968, 62-528
- Infant
  - deaths and death rates, 84-201, 84-202
  - foods, 32-011, 32-017, 32-218
  - mortality, 91-508
  - Mortality, 1950-1964, 84-524
  - wear, 34-217
- Infomat, 11-002
- Ingots
  - brass, 41-228
  - steel, 11-003, 41-001, 41-002, 41-203
- Injuries
  - from bus accidents, 53-215, 53-216
  - from motor vehicle traffic accidents, 53-001, 53-206, 85-206
- Ink, printing and writing, 46-216
- Inmate movement and characteristics
  - penitentiaries and gaols, 85-207
  - training schools, 85-208
- Innovations in Industry, Selected Statistics on Technological, 13-555
- Input-output Structure of the Canadian Economy, 1961
  - Volume I, 15-501
  - Volume II, 15-502

- Input-output Structure of the Canadian Economy, 1961-66, 15-505E
- Input-output Study of the Atlantic Provinces, 1965, Volume I, Social Accounting Matrix and Models, 15-503E
- Input-output Study of the Atlantic Provinces, 1965, Volume II, Structural Analysis and Data Sources, 15-504E
- Input price indexes, residential building construction, 62-007, 62-008
- Insecticide-fungicide mixtures, sales, 46-212
- Insecticides, 46-209, 46-216  
nursery sales, 22-203  
sales, 46-212
- Instalment  
credit, 11-003  
extended by sales finance companies, 63-211  
sales, retail, 11-003, 63-211
- Instant coffee, 32-018, 32-224
- Institutes of technology, enrolment, graduates, 81-222
- Institutional services, capital and repair expenditures, 61-205, 61-206, 61-504
- Institutions, financial, financial flow accounts, 13-002
- Instructional Media in Universities of the Atlantic Provinces, 81-231
- Instructional Media in Universities in Ontario, 81-233
- Instructions and Definitions for the Annual Return of Hospitals, Part I and II, 12-514
- Instructors  
in schools for the blind and deaf, 81-217  
university, salaries and qualifications, 81-203
- Instruments  
electrical, industrial, 43-207  
scientific and professional, 47-206
- Insulating board, 11-003, 35-206, 36-002, 36-204, 36-206
- Insulating materials, 34-219
- Insulation  
aluminum, 36-206  
board, roof, 36-002
- Insulators, porcelain, 44-216
- Insurance  
capital and repair expenditure, 61-205, 62-206  
companies and pension funds, financial flow accounts, 13-002  
family expenditure, 62-535 to 62-537, 62-540  
farm family expenditure, 62-523  
(fire and casualty) companies, financial statistics, 61-006  
Finance and Real Estate, Employment, Earnings and Hours of Work, 72-603  
Labour costs, 72-610  
life, benefit payments, 11-003  
sales, 11-003  
taxes, 68-201  
government revenue from, 68-202  
unemployment, *see* Unemployment insurance  
urban family expenditure, 62-530, 62-540
- Inter-corporate Ownership  
1967, 61-508  
1969, 61-512  
1972, 61-513
- Interest rates, indexes, mortgage, 62-007, 62-008
- Inter-government transfer payments, 68-202 to 68-205, 68-207, 68-211, 68-503
- Internal combustion equipment, inventory of, 57-206
- International  
accounts, 67-001, 67-201  
Air Charter Statistics, 51-003  
Investment Position, Canada's, 67-202  
investments, *see* Group 67  
motor vehicle traffic, 66-001, 66-002, 66-201  
payments, 67-001, 67-201  
Payments, Balance of  
A Compendium of Statistics From 1956-1965, 67-505  
Toll Bridges, Tunnels and Ferries, 53-202  
trade, *see* Group 65  
travel, *see* Group 66  
Travel, Advance Information, 66-002
- Interns employed in hospitals, 83-212

Inter-office communication equipment, 43-206

Interprovincial Movement of Children in Canada, 81-216

#### Inventories

Merchandising, 63-014

shipments and orders in manufacturing, 11-003

Shipments and Orders in Manufacturing Industries, 31-001

Inventories, Shipments and Orders in Manufacturing Industries, Historical Supplement, 1970-73, 31-519

Inventories, Shipments and Orders in Manufacturing Industries, Historical Supplement, 1972-1974, 31-520

#### Inventory

of Federal Government Company and Establishment Surveys Collecting Labour Data, 1968, 72-507

of Prime Mover and Electric Generating Equipment as at December 31, 57-206

#### Investment

##### dealers

financial flow accounts, 13-002

financial statistics, 61-006

direct, in Canada and abroad, 67-001, 67-201, 67-505

in mutual and pension funds, 74-201

international, *see* Group 67

Position, International, 67-202

Position, International, and Canadian Balance of International Payments, 67-201

Private and Public, 61-205, 61-206

Outlook and Regional Estimates, 61-205

Outlook, Mid-year Review and Regional Estimates, 61-206

Invitations, printed, 36-203

Invoices, printed, 36-203

Irises, forced, greenhouse sales, 22-202

Irish moss, 24-201, 24-203, 24-204, 24-205

#### Iron

and steel, 11-003, 41-001, 41-203

and Steel Mills, 41-203

indexes of output per person employed and per man-hour, 14-503

#### Iron - Concluded

and Steel, Primary, 41-001

and steel, production, consumption, 11-003

and steel products, 41-203

and steel, wholesale trade, 63-008, 63-521

castings, 41-001, 41-004, 41-221, 41-226, 41-228

Castings and Cast Iron Pipe and Fittings, 41-004

forgings, 41-228

Foundries, 41-226

furniture, wrought, 35-211, 35-214

Mines, 26-210

Ore, 26-005

ore, 11-003, 26-005, 26-007, 26-201, 26-202, 26-210

oxides, 26-201, 26-202

pig, 11-003, 41-001, 41-002, 41-203

pipe, 41-004, 41-220, 41-226, 41-228

remelt, 26-201, 26-202, 41-214

scrap, 41-001, 41-212

Ironing boards, wooden, 35-208

#### Irons

flat, domestic, electric, 43-003, 43-203

waffle, domestic, electric, 43-003, 43-203

Ironwork, ornamental and architectural, 41-221, 41-228

Irrigation equipment (farm), sales, 63-203

Island Telephone Company Limited, telephones operated and calls reported, 56-202

## J

Jack pine, 25-202

production, shipments and stocks, 35-002

Jackets, 34-001

bed, 34-217

fur, 34-213

life, 34-202

men's and youths', 34-216

smoking, 34-216

women's, 34-217

Jamaicas

men's and youths', 34-001

women's and children's, 34-001

Jams, 11-003, 32-213, 32-218, 32-224  
     canned, 32-212  
     domestic disappearance, 32-212  
     factory sales, 32-017  
     per capita disappearance, 32-226

Jar rings, rubber, 33-206

Javelle water, 46-214

Jeans, 34-001, 34-216, 34-217

Jellies, 11-003, 32-218, 32-224  
     canned, 32-212  
     domestic disappearance, 32-212  
     factory sales, 32-017  
     per capita disappearance, 32-226

Jelly powder, 32-018, 32-213, 32-224

Jerseys  
     knitted, 34-215  
     men's and youths', 34-216  
     women's and children's, 34-217

Jewellers' findings, 47-211

Jewellery  
     and Silverware Industry, 47-211  
     and Silverware Manufacturers, 47-211  
     boxes, 47-205, 47-208  
     consumer price index, 62-010  
     industry selling price index, 62-011, 62-528

Stores  
     chain, 63-210  
     sales and stocks, 63-001  
     in shopping centres, 63-214  
     retail trade, 11-003, 63-005, 63-209, 63-517, 63-519

Jigs and dies, 41-208  
     plastic, 47-208

Job Content of the Canadian Economy, 1941, 1951 and 1961 (Special Labour Force Studies, No. 3), 71-507

Search Patterns in Canada, 71-525E

Job Vacancies  
     Quarterly Report, 71-002  
     Technical Appendix, 71-521

Journalistic and Literary Awards in Canada, 81-407

Judicial statistics, *see* Group 85

Juice vending machines, number and sales, 63-213

Juicers, domestic, electric, 43-003, 43-203

Juices  
     canned and frozen, 32-212  
     fruit and vegetables, 32-212, 32-218  
     family expenditure, 62-531

Jumpers, women's and children's, 34-217

Junior foods, *see* Baby foods and Infant foods

Jute Bags and Cotton Bags Industries, 34-202

Juvenile delinquency, 85-201, 85-207, 91-508

Juvenile Delinquents, 85-202  
     characteristics, court appearances, disposition of cases, 85-202

## K

KLM, international air charter flights, seat and cargo capacity, 51-003

Kegs, 35-208

Kerosene, 45-205  
     net sales 45-208  
     supply and demand, 57-207, 57-505  
     supply and disposition, 45-004

Ketchup, tomato, 32-017, 32-212, 32-218, 32-224  
     domestic disappearance, 32-212  
     per capita disappearance, 32-226

Kettles  
     domestic, electric, 43-003, 43-203  
     electric, industry selling price index, 62-011, 62-528

Key cases, 33-205  
     plastic, 47-208

Kidnappings, charges, convictions, sentences, 85-201

Kimonos, women's and children's, 34-217

Kindergartens, Private  
     advance statistics of enrolment, 81-220  
     and Nursery Schools in Canada, 81-221, 81-538, 81-540  
     enrolment, staff, etc., 81-221, 81-538, 81-540  
     preliminary statistics, 81-201

Kingston census tracts  
     1971, 95-710, 95-740



Kip skins, domestic and imported, 33-001

## Kitchen

- accessories, urban family expenditure, 62-540
- cabinets, 35-205, 35-211, 35-213
- equipment, farm family expenditure, 62-523
- equipment, for restaurants, 41-227
- furniture, shipments, 35-005
- furniture, wooden, 35-211, 35-213
- furniture, wooden and metal, 35-211
- woodenware, 35-208

Kitchener-Guelph census tracts, 1971, 95-711, 95-741

## Kitchenware

- aluminum and stainless steel, 41-227
- direct sales, 63-218
- plastic, 47-208
- wooden, 35-208

Knee braces (orthopaedic), 47-206

Knife sharpeners, electric, 43-003

Knitting, hand and machine, 34-209

Knitting Mills, 34-215

- fixed capital flows and stocks, 13-543

Knives, 41-208

- electric, 43-003, 43-203

Knobs and handles, plastic, 47-208

# L

Labels, 36-203, 36-206

Laboratories, dental, 47-206

## Laboratory

- furniture, 35-211 to 35-213
- glassware, 44-207
- services in hospitals, 83-211
- technicians employed in hospitals, 83-212
- technologists employed in hospitals, 83-509

## Labour

- Costs in Canada, 72-610
- Education, Libraries and Museums, 1974, 72-616
- Costs in Canada, Finance, Insurance and Real Estate, 72-610
- Costs in Canada, Mines, Quarries and Oil Wells, 1969, 72-511

## Labour - Continued

Costs in Canada, Mines, Quarries and Oil Wells, 1972, 72-613

Costs in Manufacturing

1967, 72-506

1968, 72-510

1971, 72-612

Costs in Transportation, Communications and Other Utilities, 72-611

Costs in Canada, Trade, 1972, 72-615

Data, Inventory of Federal Government Company and Establishment Surveys, 1968, 72-507

Force, 71-001

force, 11-003, 71-001, 71-201

Characteristics of Post-war Immigrants and Native-born Canadians, 1956-67 (Special Labour Force Studies, No. 6), 71-510

Determinants of the Participation Rate of Married Women, 71-522

Earnings and Work Experience 1967, 13-535

1971, 13-554

Job Search Patterns in Canada, 71-525E

Married Female Participation, 71-516

Participation, Cycles and Trends, 1953-1968 (Special Labour Force Studies, Series B, No. 5), 71-517

participation of the older population, 91-507

participation rate, 11-003, 71-001, 71-201, 71-523

Short Term Variations in Students and Non-student Participation Rates, 1966-73, 71-523

Studies, *see* Special Labour Force Studies; *see also* Census of 1961, monographs

Survey, Methodology, 71-504

income, 11-003

Income, estimates, 72-005

Notes on Labour Statistics, 72-207

statistics of the federal government, guide, 72-512

unemployment, participation rates, 11-003, 71-001

- Labour — Concluded  
    unions, affiliation, membership,  
        financial statistics, etc., 71-202  
    unions, collective agreements, 71-202
- Lace, all kinds, 34-210
- Lacquers, 11-003, 46-210, 46-216  
    sales, 46-001
- Lacrosse equipment, 47-204
- Ladders, wooden, 35-208
- Lagacé, Michel D.: Educational Attainment in Canada: Some Regional and Social Aspects (Special Labour Force Studies, No. 7), 71-512
- Lake herring (cisco)  
    freezings and stocks, 24-001, 24-003  
    landings, 24-002, 24-003, 24-201, 24-207
- Lake trout  
    freezings and stocks, 24-001, 24-003  
    landings, 24-002, 24-003, 24-206
- Laker Airways, international air charter flights, seat and cargo capacity, 51-003
- Lamb, 32-221  
    estimates of production and disappearance, 32-220  
    family expenditure, 62-531  
    industry selling price index, 62-011, 62-528  
    leather, production, deliveries and stocks, 33-001  
    prices, 21-003  
    production and disappearance, 32-220  
    skins, 33-001  
    stocks, disposition, 21-003
- Lambs  
    farm cash income, 21-511  
    farm cash receipts, 21-001  
    number on farms, farm value, prices, 21-003, 21-514  
    slaughterings, marketings, etc., 23-203
- Lamp parts and shades, 35-214
- Lamp turned parts, 35-208
- Lamps, electric, 35-214  
    (bulbs), 43-210  
    incandescent and fluorescent, 43-210
- Land (farm), value, 21-003
- Land (forested), area, tenure, etc., 25-202, 25-504
- Land levellers, sales, 63-203
- Landscape contracting, 22-203
- Landscaping  
    revenues, nursery trades industry, 22-203  
    value of work performed, 64-201
- Languages spoken in Canada, *see* Census
- Larch, shipments, 35-204
- Lard, 32-221  
    estimates of production and disappearance, 32-220  
    industry selling price index, 62-011, 62-528  
    production and disappearance, 23-203, 21-514  
    shipments, 32-006, 32-020  
    stocks, 32-012  
        disappearance, prices, 21-003, 23-203
- Latex compounds, 33-206
- Latex emulsions, sales, 46-001
- Lath  
    gypsum, 44-003  
    metal, 41-221, 41-227  
    wood, 35-204
- Lathes, 42-214
- Laundries  
    in shopping centres, 63-214  
    operating statistics and receipts, 63-205  
    Power, Dry Cleaning and Dyeing Plants, 63-205  
    value of construction work performed, 64-201
- Laundry  
    equipment, 42-214  
        (washers, dryers), 43-204  
    farm family expenditure, 62-523  
    soaps, 46-214  
        manufacturers' sales, 46-003  
    tubs, concrete, 44-205  
    tubs, steel, cement and plastic, 41-009
- Lavatories, 41-009
- Law enforcement, federal government expenditure, 68-211
- Law Enforcement Judicial and Correctional Statistics, Service Bulletin, 85-001
- Lawn furniture, 35-208, 35-211, 35-213
- Lawn mowers, 42-214

- Lead, 11-003, 26-007, 26-008, 26-201, 26-202, 41-214
  - arsenate, 46-219
  - average annual prices, 26-201, 26-209, 41-214
  - drilling, 26-207
  - production, consumption, 26-216
  - products, 41-215
  - unalloyed, shipments, 41-215
  - white, red, 46-219
  - zinc-silver deposits, drilling completed, 26-207
- Leaf Tobacco Acreage, Production and Value, 22-205
- Leather and products, *see* Group 33
- Leather
  - artificial, 34-210
  - bags, 33-202, 33-205
  - cases, 33-202
  - coin purses, 33-205
  - dog collars, 33-205
  - dressess, 33-204
  - dressings and finishes, 46-216
  - fancy articles, 33-205
  - finished, 11-003
  - footwear, 11-003, 33-002, 33-203
  - garments, 33-202
  - gaskets, 33-205
  - Glove Factories, 33-204
  - gloves, 33-202, 33-204
  - goods, chain stores, 63-210
  - hand luggage, 33-205
  - handbags, 33-205
  - hides and skins, 33-001
  - horse blankets, 33-205
  - Industries, fixed capital flows and stocks, 13-543
  - mitten, 33-204
  - Products Manufacturers, Miscellaneous, 33-205
  - school bags, 33-205
  - sole, 33-202
  - specialties, 46-216
  - Tanneries, 33-202
  - upper, 33-202
- Leeithin, 32-223
- Lecturers (university)
  - salaries and qualifications, 81-203
- Ledgers, printed, 36-203
- Leg braces (orthopaedic), 47-206
- Leisure Time Activities, 81-001 (Vol. 2, #1)
- Lenses for spectacles, 47-206
- Leotard tights, knitted, 34-215
- Letterheads, 36-203
- Letterpress ink, 46-216
- Lettuce
  - acreage and production, 21-515
  - and value, 21-003, 21-512, 22-003
  - per capita disappearance, 32-226
- Levitt, Kari. Input-Output Study of the Atlantic Provinces, Volume 1, Social Accounting Matrix and Models, 15-503E
- Levitt, Kari. Input-Output Study of the Atlantic Provinces, 1965, Volume II, Structural Analysis and Data Sources, 15-504E
- Liabilities
  - and assets, local governments, 68-204
  - increases, etc., 13-002
  - provincial governments, 68-209
- Librarian requirements, 81-532
- Librarians
  - graduates from library schools, salaries, 81-205
  - university and college, number, salaries, 81-218
- Libraries
  - academic, operating statistics, 81-206
  - in public schools, preliminary statistics, 81-201
  - Public, in Canada, 81-205
  - public, operating statistics, 81-205
  - university and college, operating statistics, 81-218
- Library
  - education, 1960-1965 (Survey of Libraries, Part III), 81-532
  - school graduates, 81-205, 81-206, 81-532
  - schools, preliminary statistics, 81-201
- Licence
  - fees, automobiles, trucks, buses, 53-217
  - plates, 47-205
- Licences and permits
  - federal government revenue from, 68-211

- Licences and permits – Concluded
  - government revenue from, 68-202
  - local (municipal) government revenue from, 68-203, 68-204, 68-503
  - provincial government revenue from, 68-205, 68-207
- Licences, drivers' and chauffeurs', 53-219
  - revenues, 53-220
- Life buoys and rings, 34-202
- Life expectancy, 84-202, 84-206, 84-527
  - Trends, 1930-1932 to 1960-1962, 84-518
- Life
  - insurance
    - benefit payments, 11-003
    - companies, policy loans, 61-004
    - farm family expenditure, 62-523
    - funds, principal statistics, 74-201
    - plans in education, libraries and museums, 1974, 72-616
    - plans in finance, insurance and real estate, 72-610
    - plans in manufacturing, 72-506, 72-510, 72-612
    - plans in mines, quarries and oil wells, 72-511, 72-613
    - urban family expenditure, 62-530, 62-540
  - jackets and vests, 34-202
  - Tables
    - Canada and Provinces, 1965-1967, 84-527
    - Canada and Provinces, 1970-1972, 84-532
- Lifeboats, 42-205
- Lift trucks, industrial, 42-214
- Light bulbs and tubes, 43-210
- Light, urban family expenditure, 62-530, 62-540
- Lighter fluid, 46-216
- Lighters, cigarette, 47-205
- Lighting fixtures, 35-214, 43-207, 43-210, 43-211
  - Manufacturers, 43-211
- Lightning arresters, 43-207
- Lightning rods, 41-228
- Lilies, greenhouse sales, 22-202
- Lima beans
  - canned, 32-218
    - and frozen, 32-212
    - stocks, 32-010
- Limbs, artificial, 47-206
- Lime, 11-003, 26-007, 26-201, 26-202
  - Manufacturers, 44-209
- Limestone, 26-217
  - building stone, monuments, etc., 44-213
- Linens, department store sales and stocks, 63-002
- Lingcod, landings, 24-002, 24-003, 24-201, 24-208
- Lingerie
  - and hosiery chain stores, 63-210
  - children's, 34-217
  - fabrics, 34-208
- Lining fabrics, 34-208, 34-210
- Linings, rubber, 33-206
- Linoleum cement, 46-216
- Linoleum industry, 34-210
- Linseed oil, 32-223
  - exports, 22-201
- Lipstick, 46-215
  - sales, 46-221
- Liqueurs, 32-206
  - sales, 63-202
- Liquid bleaches, 46-003
- Liquid detergents, 46-003, 46-214
- Liquor, 11-003, 32-206, 32-207
  - consumer price index, 62-010, 62-518
  - family expenditure, 62-535 to 62-537
  - farm family expenditure, 62-523
  - industry selling price index, 62-011, 62-528
  - sales, 63-202
- List of
  - Canadian Hospitals and Related Institutions and Facilities, 83-201
  - Canadian ports, 54-203, 54-204
  - Special Care Facilities, 83-221
- Literary and Journalistic Awards in Canada, 81-407
- Litharge, 46-219
- Lithia, 26-201, 26-202
- Lithographing, 36-203
  - ink, 46-216

- Livestock and animal products, *see*  
Group 23
- Livestock  
    and Animal Products Statistics, 23-203  
    and Animal Products Handbook of Agricultural Statistics, Part VI, 1871-1973, 21-514  
    and products, farm cash income, 21-502, 21-511  
    and products, farm cash receipts, 21-001  
    number on farms, farm value, prices, 21-003  
    price indexes, 22-001  
    Surveys: Cattle, Horses and Sheep, 23-004  
    Surveys: Hogs, 23-005  
    treatments, sales, 46-212  
    wholesale price indexes, 62-011  
    wholesale prices, 23-203
- Living Accommodation and Tuition Costs at Canadian Degree-granting Universities and Colleges, 81-219
- Living-room  
    and hall furniture, shipments, 35-005  
    chairs, upholstered, 35-213  
    furniture, upholstered, 35-213  
    furniture, wooden, 35-211, 35-213
- Loan companies, 61-006
- Loans  
    bank and other, 13-002  
    (consumer), sales finance companies, chartered banks, etc., 61-004  
    made by chartered banks, 11-003  
    made by local credit unions, 61-209  
    student, federal, provincial, 81-236
- Lobsters  
    freezings and stocks, 24-001, 24-003  
    landings, 24-002, 24-003, 24-201 to 24-206
- Local government, *see also* Municipal government
- Local Government  
    Employment, 72-009  
    Finance, Revenue and Expenditure, 68-203  
        Assets and Liabilities, Actual, 68-204
- Lockers, 35-211 to 35-213, 41-221, 41-227
- Locomotives, 42-211  
    in service, 52-209, 52-210
- Lodgepole pine, 25-202  
    production, shipments and stocks, 35-002
- Lodging, urban family expenditure, 62-540
- Loganberries  
    canned, 32-218  
    and frozen, 32-212  
    production and value, 21-003, 22-003
- Logging, 25-201, 25-504  
    Industrial Organization in the Manufacturing and Mining Industries, 31-402  
    Industrial Organization and Concentration, 31-514  
    machinery, 42-214  
    taxes and rates, 68-201
- Logs, 25-201, 25-202, 35-206
- London census tracts  
    1971, 95-712, 95-742
- Long distance telephone calls, 56-202, 56-203
- Loose-leaf binders, 36-203, 36-206
- Losses and profits of industrial corporations, 61-003
- Lotions  
    after-shave, 46-215  
        sales, 46-221  
    baby, sales, 46-221  
    face, body and hand, 46-215  
        sales, 46-221
- Lotteries, charges, convictions, sentences, 85-201
- Loud speakers, 43-206
- Lounging robes, men's and youths', 34-216
- Love, Roger: Income Inequality, Statistical Methodology and Canadian Illustrations, 13-559
- Low Income, 1967, 13-536
- Lubricating grease  
    net sales, 45-208  
    production and sales, 45-205  
    supply and disposition, 45-004

- Lubricating oil
  - net sales, 45-208
  - production and net sales, 45-205
  - supply and disposition, 45-004
- Lufthansa, international air charter flights, seat and cargo capacity, 51-003
- Luggage, 33-205
  - and leather goods chain stores, 63-210
- Lumber, 35-204
  - and building materials, wholesale trade, 63-008, 63-521
  - industry, 25-504
  - matched, planed or rough, 35-208
  - planed, 35-204
  - planed or matched, 35-205, 35-209
  - price, 35-002
  - price index, 62-007, 62-008
  - production, shipments and stocks, 35-002
  - rough, 35-205, 35-209
  - sawn, 11-003, 25-201, 35-204, 35-208
    - production, shipments, stocks and sales, 35-002, 35-003
- Lung and liver meal, 32-221
- Lures (fishing), 47-204
- Lynx, number and value of pelts, 23-207

## M

- Macaroni, 11-003, 31-018, 32-221
  - canned, 32-218
  - dry, cooked, 32-224
- Macedoine, canned, 32-218
  - and frozen, 32-212
- Machine
  - knives, 41-208
  - Shops, 42-207
  - tools, 41-208, 42-214
- Machinery
  - and Equipment Manufacturers, Miscellaneous, 42-214
  - and equipment, construction price indexes, 62-007, 62-008
  - business, 42-216
  - calculating, 42-216
  - canning, 42-214
  - card-sorting, 42-216

- Machinery — Continued
  - cement mill, 42-214
  - cheese factory, 42-214
  - chlorinating, 42-214
  - cleaning and pressing, 42-214
  - coal, 42-214
  - concrete-making, 42-214
  - construction, sales and rental revenue, 63-220, 63-516
  - cultivating, 42-202
    - sales, 63-203
  - dairy equipment, 42-202
  - die-casting, 42-214
  - drilling, 42-214
  - farm, 42-202, 42-214
    - sales, 63-203
  - forestry, price indexes, 62-007, 62-008
  - garage, 42-214
- Industries
  - fixed capital flows and stocks, 13-543
  - R & D expenditures, 13-203
  - industry selling price index, 62-011, 62-528
  - knitting, 42-214
  - laundry, 42-214, 43-002, 43-204
  - leather-working, 42-214
  - logging, 42-214
  - Manufacturers, Miscellaneous Machinery and Equipment, 42-214
  - metallurgical, 42-214
  - metal-working, 42-214
  - mining, 42-214
  - Office and Store, 42-216
  - oil refining, 42-214
  - paper-making, 42-214
  - parts, 41-226, 42-214 to 42-216
  - pressing and cleaning, 42-214
  - printing, 42-214
  - road-making, 42-214
    - sales and rental revenue, 63-220, 63-516
  - rubber-mill, 42-214
  - sawmill, 42-214
  - seeding, 42-202
  - service station, 42-214
  - stone-working, 42-214
  - store, 42-216
  - syrup-making, 42-214
  - textile, 42-214
  - tilling, 42-202

- Machinery — Concluded  
transmission, 42-214  
vending, 42-214  
ventilating, 41-225, 42-214, 42-215,  
43-203, 43-204  
welding, 42-214  
well-drilling, 42-214  
woodworking, 42-214
- Machines  
adding, 42-216  
addressing, 42-216  
bread-slicing, 42-216  
cash registers, 42-216  
duplicating, 42-216  
mailing, 42-216  
meat-slicing, 42-216  
sewing, 42-214  
slicing, 42-216  
tabulating, 42-216  
time-recording, 42-216  
typewriter, 42-216  
washing, 42-214, 43-002, 43-204  
weighing, 42-216
- Mackerel  
freezings and stocks, 24-001, 24-003  
landings, 24-002, 24-003, 24-201 to  
24-206
- Macro-premixes, 32-004
- Magazines, 36-203  
direct sales, 63-218  
family expenditure, 62-535 to 62-  
537
- Magnetitic dolomite and brucite, 26-201,  
26-202, 26-220
- Magnesium, 26-201, 26-202, 41-214  
castings, 41-204  
production, consumption, 26-219
- Magnet wires, 43-209
- Mahogany  
consumption, 35-001  
production, shipments and stocks,  
35-001  
veneers and plywood, 35-206
- Mail  
handled by air carriers, 51-001, 51-  
002, 51-203  
handled by railways, revenue, 52-003  
order sales, 63-218
- Mailing machines, 42-216
- Mailing tubes, 36-206
- Make-up preparations, 46-215  
sales, 46-221
- Malaria, cases, deaths, 82-201, 82-512
- Malathion (without fungicide), sales, 46-  
212
- Malt and malt products, 32-224
- Malt, exports, 22-001
- Malted milk mix, 32-209
- Man-hours and Hourly Earnings, 72-003  
average, by industry, 72-202, 72-504  
average, in manufacturing, 72-504  
Review of, 72-202  
With Average Weekly Wages, 72-003
- Man-made Fibre Yarn and Cloth Mills,  
34-208
- Management Statistics, Government  
Financial, The Canadian System of,  
68-506
- Manicuring preparations, 46-215  
sales, 46-221
- Manitoba  
Fisheries Statistics, 24-207  
Manufacturing Industries, 31-207  
Survey of Education in the Western  
Provinces, 1969-70, 81-546  
Telephone System, telephones  
operated and calls reported, 56-202
- Mannequins, 47-209
- Manpower, Health, Physicians and Sur-  
geons, 83-223  
Health, Physiotherapists, 83-225  
Health, Radiological Technicians, 83-  
224  
Health, Radiological Technicians, 83-  
220
- Manpower, Health, Hospital. See Hospi-  
tal Manpower
- Manpower underutilization, 71-513
- Manslaughter, charges, convictions, sen-  
tences, 85-201, 85-505E
- Manual  
Accounting, for School Boards, 12-  
528  
Industrial Commodity Classification,  
12-541  
Municipal Finance Reporting, 12-507  
Occupational Classification, Census  
of Canada  
1971, Based on the Canadian  
Classification and Dictionary of  
Occupations, Vol. I, 12-536



## Manual - Concluded

1971, Based on the Canadian Classification and Dictionary of Occupations, Vol. II, 12-537, 12-538

Standard Commodity Classification Vol. I: The Classification, 12-502

Standard Industrial Classification, 12-501

Manuals, *see* Group 12

## Manufacturers

Abrasives, 44-202

Aircraft and Aircraft Parts, 42-203

Asphalt Roofing, 36-205

Bakeries, 32-203

Battery, 43-208

Biscuits, 32-202

Cement, 44-204

Clay Products, Domestic, 44-215

Clay Products, Imported, 44-216

Commercial Refrigeration and Air Conditioning, 42-215

Communications Equipment, 43-206

Concrete Products, 44-205

Confectionery, 32-213

Corrugated Boxes, 36-213

Electric Wire and Cable, 43-209

Electrical Industrial Equipment, 43-207

Folding Cartons and Set-up Boxes, 36-214

Glass and Glass Products, 44-207

Hardware, Tool and Cutlery, 41-208

Heating Equipment, 41-225

Household Radio and Television Receivers, 43-205

Industrial Chemicals, 46-219

Lime, 44-209

Major Appliances (Electric and Non-electric), 43-204

Miscellaneous Electrical Products, 43-210

Miscellaneous Furniture and Fixture, 35-213

Miscellaneous Leather Products, 33-205

Miscellaneous Machinery and Equipment, 42-214

Miscellaneous Vehicle, 42-212

Mixed Fertilizers, 46-220

## Manufacturers - Concluded

Motor Vehicle, 42-209

Motor Vehicle Parts and Accessories, 42-210

of Lighting Fixtures, 43-211

Office and Store Machinery, 42-216

Paint and Varnish, 46-210

Paper Bag, 36-207

Pharmaceuticals and Medicines, 46-209

Plastics and Synthetic Resins, 46-211

Ready-mixed Concrete, 44-211

Refractories, 44-214

selling price indexes, construction material, 62-007, 62-008

Shoe Factories and Boot and Shoe Findings, 33-203

Small Electrical Appliances, 43-203

Soap and Cleaning Compounds, 46-214

Soft Drinks, 32-208

Stone Products, 44-213

Toilet Preparations, 46-215

Truck Body and Trailer, 42-217

Wire and Wire Products, 41-216

Manufacturing, *see* Groups 31 to 36, and 41 to 47

## Manufacturing

capital and repair expenditures, 61-205, 61-206

corporation financial statistics, 61-207

Establishments in Canada, Domestic and Foreign Control, 13-401

Establishments, New, 31-002

Fixed Capital Flows and Stocks, 13-543

Growth Patterns in Employment, 31-518

Industrial Organization and Concentration, 31-514

Industrial Organization in the Mining and Logging Industries, 31-402

Industries, Miscellaneous, 47-205

Industries of Canada, General Review: National and Provincial Areas, 31-203

Sub-provincial Areas, 31-209

**Manufacturing — Concluded**

Type of Organization and Size of Establishment, 31-210

Industries of Canada — Provincial Reports

Atlantic Provinces, 31-204

British Columbia, Yukon and Northwest Territories, 31-208

Ontario, 31-206

Prairie Provinces, 31-207

Inventories, Shipments and Orders, 31-001

Manufacturing Inventories, Shipments and Orders, Historical Supplement, 1970-1973, 31-519

Manufacturing Inventories, Shipments and Orders, Historical Supplement, 1972-1974, 31-520

Labour Costs, 1967, 72-506

Labour Costs, 1968, 72-510

List of new plants, 31-002

output per person employed, 14-201

R & D expenditures, 13-202, 13-203

Type of Organization and Size of Establishment, 31-210

**Manure**

animal, 46-207

spreaders, 42-202

sales, 63-203

**Maple, 25-202**

butter, 32-224

consumption (wood), 35-001

flooring, 35-203

hard, price, 35-002

production, shipments and stocks, 35-001, 35-002

products

farm cash income, 21-502, 21-511

farm cash receipts, 21-001

farm net income, 21-202

Production and Value, 22-204

production and disposition, 21-003

shipments, 35-204

sugar, 22-204, 32-224

per capita disappearance, 32-226

syrup, 32-224

evaporators, 41-227

furnaces, 41-227

production and value, 22-204

veneers and plywood, 35-206

Maps, guides, calendars, 36-203

Maraschino cherries, 32-017, 32-218, 32-224

Marble, 26-217

building stone, monuments, etc., 44-213

Margarine, 32-005

Margarine, 11-003, 21-513, 32-006, 32-221, 32-224

family expenditure, 62-531, 62-541

industry selling price index, 62-011, 62-528

per capita disappearance, 32-226

**Marine**

construction, value of work performed, 64-201

radio stations, messages handled, 56-201

supplies, 42-205

Maritime Telegraph and Telephone Company Limited, telephones operated and calls reported, 56-202

Markers and bases, stone, 44-213

Market Research Handbook

1969, 63-514

(annual), 63-224

Marmalades, 11-003, 32-218, 32-224

canned and frozen, 32-212

domestic disappearance, 32-212

factory sales, 32-017

per capita disappearance, 32-226

Marriages, *see also* Nuptiality; and Vital statistics

Marriages, 11-003, 84-001

and rates, 84-201, 84-202, 84-205, 84-523

Married Female Labour Force Participation: A Micro Study (Special Labour Force Studies, Series B, No. 4), 71-516

Married Women in the Labour Force: The Influence of Age, Education, Child Bearing Status and Residence (Special Labour Force Studies, Series B, No. 2), 71-514

Marshmallows, 32-016, 32-213

Marten, number and value of pelts, 23-207

Martinair Holland, international air charter flights, seat and cargo capacity, 51-003

- Mascara, 46-215  
     sales, 46-221
- Masonry cement, 44-001, 44-204
- Match splints, 35-208
- Matches, in books, 46-216
- Maternal deaths and rates, 84-201, 84-202
- Mats, 34-221  
     bath, 34-205, 34-210  
     rubber, 33-206
- Mattress covers, 34-210
- Mattresses, 35-211, 35-213  
     athletic, 34-202  
     for tent trailers, 34-202  
     shipments, 35-005
- Mayonnaise, 11-003, 32-018, 32-218, 32-224
- Meals, canned, ready-to-serve, 32-218, 32-221, 32-227
- Meat  
     boxes, wooden, 35-209  
     bulk, 32-221  
     canned, 32-218, 32-221  
     consumer price index, 62-010  
     cooked, 32-221  
     cured, smoked, 32-221  
     direct sales, 63-218  
     Estimates of Production and Disappearance, 32-220  
     family expenditure, 62-531, 62-532, 62-540  
     fancy, fresh and frozen, 32-221  
     fancy (pork, veal, beef, lamb), in cold storage, 32-217  
     farm cash income, 21-502, 21-511  
     farm family expenditure, 62-523  
     farm net income, 21-202  
     frozen, 32-218  
     industry selling price index, 62-011, 62-528  
     loaves, pastes, etc., 32-221  
     markets and delicatessen chain stores, 63-210  
     packing plants, 32-221  
     pastes, 32-221, 32-227  
     per capita disappearance, 21-514, 32-226  
     pickled and dry-salted, 32-221  
     pies, 32-203, 32-221  
     preparations, 32-221  
         net distributive sales, shipments, 32-020
- Meat — Concluded  
     processors, 32-221  
     production and disappearance, 23-203  
     sauce, 32-017  
     skewers, veneer, 35-206  
     slicing machines, 42-216  
     smoked, 32-221  
     stocks, disposition, prices, 21-003  
     stocks, frozen, 32-012  
     stores  
         retail trade, 11-003, 63-005, 63-209, 63-517, 63-519  
     wholesale trade, 63-008, 63-521  
     wrapped, 32-221
- Mechanical Contracting Industry, 64-204
- Mechanical contractors, principal statistics, 64-204
- Mechanics' hand soaps and pastes, 46-214
- Mechanics' tools, 41-208
- Medals, 47-211
- Media, Instructional, in Universities in the Atlantic Provinces, 81-231
- Media, Instructional, in Universities in Ontario, 81-233
- Medical  
     care  
         consumer price index, 62-010, 62-518  
         family expenditure, 62-535 to 62-537, 82-518  
         federal government expenditure, 68-211  
         persons with, family expenditure, 82-518  
         urban family expenditure, 62-530, 62-541  
     clothing, 34-216, 34-217  
     directors employed in hospitals, 83-212  
     doctors employed in hospitals, 83-212  
     instruments, 47-206  
     preparations, 32-224  
     record librarians employed in hospitals, 83-212, 83-513  
     sciences, R & D expenditures, 13-202  
     Services, Associated Diagnoses, Saskatchewan, 1971, 82-523

Medical -- Concluded  
staff

- in hospitals, 83-212
- in mental institutions, 83-205
- in tuberculosis institutions, 83-207

Medicare premiums, provincial government revenue from, 68-205, 68-207

Medicare, provincial government expenditure, 68-205, 68-207

Medicinal chemicals, 46-209

Medicinal preparations, 46-215

Medicines, 46-209

- consumer price index, 62-010

- direct sales, 63-218

- family expenditure, 62-535 to 62-537, 62-540, 82-518

- farm family expenditure, 62-523

- industry selling price index, 62-011, 62-528

- manufacturers, 46-209

- urban family expenditure, 62-530

Melons, per capita disappearance, 32-226

Memorial windows, 44-207

Memorials, printed, 36-203

Men's Clothing Industries, 34-216

Men's clothing, shipments, 34-001

Men's clothing stores

- chain, 63-210

- sales and stocks, 63-001

- in shopping centres, 63-214

- retail trade, 63-005, 63-209, 63-517, 63-519

Mental Health Statistics

- Expectation of Admission to a Canadian Psychiatric Institution, The, 83-506

- Trends in Hospital Care and Patient Characteristics, 1955-63, 83-505

- Volume I: Institutional Admissions and Separations, 83-204

- Volume II: Patients in Institutions, 83-208

- Volume III: Institutional Facilities, Services and Finances, 83-205

Mental Institutions

- Expectation of Admission, 83-506

- Institutional Admissions and Separations, 83-204

Mental Institutions -- Concluded

- Institutional Facilities, Services and Finances, 83-205

- Patients in Institutions, 83-208

- Trends in Hospital Care and Patient Characteristics, 1955-63, 83-505

Merchandising and services, *see* Group 63, and Census

Merchandising and Services Division, Service Bulletin, 63-012

Merchandising Businesses Survey: Wholesale Merchants, 63-601

Merchandising Inventories, 63-014

Mercurial fungicides, 46-212

Mercury, 26-201, 26-202

- production, consumption, 26-219

Metal

- alloys, shipments, 41-215

- bottle caps, 41-227

- bridges, 41-207

- buildings, prefabricated and portable, 41-221, 41-227

- burial vaults, 35-210

- cans, 41-227

- castings, 41-215

- doors, door frames, 41-221, 41-227

- fabricated, 41-207, 41-228

- fixed capital flows and stocks, 13-543

- Miscellaneous, 41-228

- R & D expenditure, 13-203

- furniture, 35-211 to 35-213

- lath, 41-221, 41-227

- lockers and shelving, 35-211, 35-213, 41-227

Mining Industry, Miscellaneous, 26-219

Non-ferrous Scrap, 41-229

products, architectural and structural, 41-221, 41-227

Products, Fabricated, Service Bulletin, 41-009

products, industry selling price index, 62-011, 62-528

Rolling, Casting and Extruding, n.e.s., 41-215

Stamping, Pressing and Coating Industry, 41-227

tanks, 41-207

windows, 41-221, 41-227

## Metal - Concluded

work, ornamental and architectural,  
41-221, 41-227, 41-228

Metals and Minerals, Service Bulletin,  
41-010

Metalworking machinery, 42-214

Meteorological records, 21-003

Meteorology, R & D expenditures, 13-  
202

## Meters

electrical, industrial, 43-207  
gas, 41-228

## Methodology

Canadian Job Vacancy Survey, 71-  
521

Canadian Labour Force Survey, 71-  
504

Price Index Numbers of Highway  
Construction in Canada, 62-520

Methoxychlor, sales, 46-212

Metropolitan Areas, Estimated Popula-  
tions, 91-207; *see also* Census

Mica, 26-201, 26-202

Middlings, production, prices, 21-003

Migration, Industrial, in Ontario, 31-509

## Milk

and milk products, 11-003, 32-002,  
32-209

commercial sales, 23-002

family expenditure, 62-531

production, disposition, 21-003

production, utilization, farm  
value, 23-001, 23-201

stocks in cold storage, 32-009,  
32-217

bottles, paper, 36-214

coolers (farm), sales, 63-203

delivery cases, wooden, 35-209

dry skim milk powder, 32-024

equivalent of dairy factory products,  
23-001, 23-201

farm cash receipts, 23-001

farm sales and home use, 23-201

farm value, 23-001

fluid sales, 21-513, 23-002

industry selling price index, 62-011,  
62-528

pasteurizing plants, 32-506

per capita disappearance, 32-226

powder, skim, whole, 32-506

## Milk - Concluded

production and utilization, 21-513,  
23-001, 23-201

products, concentrated, 32-002, 32-  
009

in cold storage, 32-217

products plant machinery, 42-214

sales, 21-513, 23-201

skim, in cold storage, 32-217

skim, powder, 32-024

vending machines, number and sales,  
63-213

Milking machines, 42-202

sales, 63-203

Milkshake mix, 23-001, 23-201, 32-209

Millardair, international air charter  
flights, seat and cargo capacity, 51-003

Millfeeds, production, prices, 21-003

## Millinery

bags, 36-206, 36-207

chain stores, 63-210

Milling cutters, 41-208

Mills, Knitting, 34-215

Mills, Man-made Fibre Yarn and Cloth  
Mills, 34-208

Millwork plants, 35-205

Mincemeat, 32-018, 32-218, 32-221, 32-  
224

## Mine

and chemical process plants, indexes,  
62-007, 62-008

and mill buildings, value of construc-  
tion work performed, 64-201

cars, 42-214

hoists, 42-214

shafts, value of construction work  
performed, 64-201

## Mineral

Industries: Principal Statistics, 26-  
204

Industries: Principal Statistics (Mines,  
Quarries and Oil Wells), 26-204  
industry, 26-201

non-metallic products, *see* Group 44  
Production, Preliminary Estimates,  
26-202

Statistics, 26-501

water, natural and artificial, 32-208

wool, 11-003, 44-004

**Mines**

- Asbestos, 26-205
- Coal, 26-206
- Feldspar and Quartz, 26-208
- Gypsum, 26-221
- Iron, 26-210
- Labour Costs in, 72-511
- Potash, 26-222
- Quarries and Oil Wells, Labour Costs, 1969, 72-511
- Quarries and Oil Wells, Labour Costs, 1972, 72-613
- Miscellaneous Metal, 26-219
- Miscellaneous Non-metal, 26-220
- Nickel-Copper, 26-211
- R & D expenditures, 13-202, 13-203
- Salt, 26-214
- Silver-Lead-Zinc, 26-216
- Talc and Soapstone, 26-218

**Mines, quarries and oil wells, 26-201****Mining**

- capital and repair expenditure, 61-205, 61-206
- corporation financial statistics, 61-207
- events, chronological record, 26-501
- Industrial Organization and Concentration, 31-514
- Industrial Organization in the Manufacturing, Logging Industries, 31-402
- industry, *see* Group 26
- Industry, General Review, 26-201
- machinery, 42-214
- salaries and wages, *see* Group 72
- taxes and rates, 68-201

**Mink**

- feeds, 32-214
- shipments, 32-004
- number and value of pelts, 23-207, 23-208
- number on fur farms, 23-208

**Minnows, landings, 24-201, 24-206****Mirrors, 44-207**

- framed, 35-213

**Miscellaneous**

- Clothing Industries, 34-218
- Food Industries, 32-224
- Food Preparations, 32-018
- Food Processors, 32-224

**Miscellaneous – Concluded**

- Furniture and Fixture Manufacturers, 35-213
- Furniture Industries, 35-213
- Industries, Service Bulletin, 47-003
- Leather Products Manufacturers, 33-205
- Machinery and Equipment Manufacturers, 42-214
- Manufacturing Industries, 47-205
- Metal Fabricating Industries, 41-228
- Metal Mines, 26-219
- Non-metal Mines, 26-220
- Non-metallic Mineral Products Industries, 44-210
- Paper Converters, 36-206
- Petroleum and Coal Products Industries, 45-207
- Textile Industries, 34-210
- Vehicle Manufacturers, 42-212
- Wood Industries, 35-208

**Miticides, sales, 46-212****Mittens**

- fur and fur-lined, 34-213
- knitted, 34-215
- leather, 33-204

**Mitts, 34-218**

- baseball, hockey, etc., 47-204

**Mixed fertilizers, production and sales, 46-207, 46-220****Mixed Fertilizers, Manufacturers, 46-220****Mixes, prepared (cake, doughnut, etc.), 32-224****Mobile homes, 42-217**

- sales financing, 63-013

**Mocassins, 33-002, 33-203****Model kits (toys), 47-204****Models for Time Series, 12-548****Moisturizing creams, 46-215**

- sales, 46-221

**Molasses, 32-222****Molybdenum, 26-007, 26-201, 26-202, 26-219**

- concentrates, shipments, 41-214

**Monetary assets and liabilities, international, 67-001, 67-201, 67-505****money income, 13-204****Money transfers through telegraph and cable companies, 56-201****Monorail systems (hoisting machinery), 42-214**

- Montigny G.: Working Life Tables for  
Males in Canada and Provinces, 1971,  
71-5241
- Monthly  
Production of Soft Drinks, 32-001  
Review of Canadian Fisheries Sta-  
tistics, 24-002  
Survey of Steel Warehousing, 63-010
- Montreal census tracts  
1971, 95-704, 95-734
- Monumental stone, 26-217
- Monuments, bases and markers, 44-213
- Mop handles, 35-208
- Mops, 47-205
- Mops, brushes, brooms, sales, 63-218
- Morbidity, Hospital  
(annual), 82-206  
Canadian Diagnostic List, 82-209  
Historic Summary, 82-532
- Mortality, *see also* Deaths
- Mortality  
Cardiovascular-renal, 84-529  
from accidents, 1950-1964, 84-522  
from cancer, by site, 1950-1963,  
84-521  
General, 1950-1972, 84-531  
Infant, 1950-1964, 84-524  
rates, *see* Deaths
- Mortars, refractory, 44-214
- Mortgage  
loan companies  
financial flow accounts, 13-002  
financial statistics, 61-006  
loans, 11-003  
made by credit unions, 61-209  
transactions, 13-002
- Mortgages, family expenditure, 62-535  
to 62-537, 62-540, 62-541  
lending rates, 62-007, 62-008
- Morticians' equipment and supplies, 35-  
210
- Mosquito repellants, sales, 46-212
- Motels, 63-204
- Motion Picture  
entertainment, per capita expendi-  
ture, 63-207  
Production, 63-206  
Theatres and Film Distributors, 63-  
207
- Motive Fuel Sales  
(Motor Vehicle, Part III), 53-218  
provincial revenues, 53-220
- Motor boats, 42-205
- Motor Carriers  
Freight (Common and Contract), 53-  
222  
Freight Quarterly, 53-005  
operating statistics, 11-003, 53-005,  
53-222  
origin and destination survey, 53-006  
Road Transport Service Bulletin, 53-  
006
- Motor gasoline, supply and demand,  
57-505
- Motor gasoline, supply and disposition,  
45-004
- Motor robes, 34-209
- Motor vehicle  
chain dealers, sales and stocks, 63-  
001  
dealers, instalment credit, 61-004  
dealers, retail trade, 11-003, 63-005,  
63-209, 63-517, 63-519  
licences and fees, 68-201  
government revenue from, 68-  
202  
provincial government revenue  
from, 68-205, 68-207
- Manufacturers, 42-209
- Part I: Rates and Regulations, 53-217
- Part II: Motive Fuel Sales, 53-218
- Part III: Registrations, 53-219
- Part IV: Revenues, 53-220
- Parts and Accessories Manufacturers,  
42-210
- parts and accessories  
metallic, 41-208  
rubber, 33-206  
registrations, advance information,  
53-006  
registrations, provincial revenues, 53-  
220  
sales financing, 11-003, 63-007, 63-  
013, 63-208, 63-211
- Sales, New  
(annual), 63-208  
(monthly), 63-007
- Shipments, 42-002
- Traffic Accidents  
(annual), 53-206  
(quarterly), 53-001  
traffic accidents, deaths, 84-522



- Motor vehicles – Concluded
  - traffic, Canada – U.S., 66-001, 66-201
  - traffic entering Canada, 66-002, 66-201
  - traffic, law enforcement statistics, 85-206
- Motor Vehicles, *see also* Cars; Automobiles; Trucks
- Motor vehicles, 11-003, 42-001, 42-209
  - industry selling price index, 62-011, 62-528
  - new and used, sales financing, 63-211
  - wholesale trade, 63-008, 63-521
- Motorcycle accidents, 53-001, 53-206
- Motorcycle registrations, 53-219
- Motorcycles, family expenditure, 62-535 to 62-537, 62-540
- Motors, *see also* Engines
- Motors
  - a.c. and d.c., 43-207
  - accessories and parts, 43-207
  - electric, 43-207
  - except aircraft and automobile, 42-214
- Moulding for pictures and mirrors, 35-213
- Moulding, wooden, 35-205
- Mouse poison, 46-209, 46-216
  - sales, 46-212
- Mouthwashes, 46-215
  - sales, 46-221
- Movers of household goods, operating statistics, 53-221
- Moving and Storage, Household Goods, 53-221
- Mowers
  - cutter bar type, sales, 63-203
  - farm, 42-202
  - lawn, 42-214
  - rotary, sales, 63-203
  - sales, 63-203
  - tractor drawn, 42-202
- Mucilage, 46-216
- Mufflers
  - knitted, 34-215
  - men's and boys', 34-216
- Muffs, fur, 34-213
- Multiplex equipment, 43-206
- Mums, greenhouse sales, 22-202
- Municipal Finance Reporting Manual, 12-507
- Municipal Government, *see also* Local Government
- Municipal Government
  - Employment, 72-009
    - 1961-1966, 72-505
  - expenditure on education, 81-208
  - expenditure on universities, 81-212
  - Finance, Revenue and Expenditure, Actual, 68-204
  - Finance, Revenue and Expenditure, Assets and Liabilities, Actual, 68-204
  - Financial Statistics, Revenue and Expenditure, 68-203
- Murder
  - charges, convictions, sentences, 85-201, 85-505E
  - incidents, 85-209
  - Statistics, 85-209
    - 1961-1970, 85-503
  - suspects and victims, characteristics, 85-209
- Muriate of potash, 46-207, 46-220
- Muriatic acid, 46-219
- Museums, Art Galleries and Related Institutions
  - Directory, 81-554
  - 1970, 81-553
- Mushrooms, 32-017
  - acreage, production, sales, 22-003
  - canned, 32-218
  - and frozen, 32-212
  - per capita disappearance, 32-226
  - production, sales, 21-003
- Music Competition Festivals, 1971, 81-558
- Music, sheet, 36-203
- Muskrat, number and value of pelts, 23-207
- Mussels, landings, 24-202, 24-204
- Mustard, prepared, 32-018, 32-218, 32-224
- Mustard seed, production and value, 21-003, 21-507
- Mutton and lamb
  - estimates of production and disappearance, 32-220
  - fresh and frozen, 32-221
  - in cold storage, 32-217

- Mutton and Lamb - Concluded
  - industry selling price index, 62-011, 62-528
  - per capita disappearance, 32-226
  - production and disappearance, 21-508
  - stocks, 32-012
    - and disposition, 21-003
- Mutual funds
  - financial flow accounts, 13-002
  - financial statistics, 61-006

## N

- Naban, sales, 46-212
- Nail
  - polish, 46-215
    - sales, 46-221
    - removers, 46-215
    - sales, 46-221
- Nails, 11-003
  - tacks and staples, steel, 41-006, 41-216
- Naphta, 45-205
  - net sales, 45-208
  - supply and disposition, 45-004
- Napkins, paper, 36-204, 36-206
- Narcissus, greenhouse sales, 22-202
- Narcotic Control Act, charges, convictions, sentences, 85-201
- National accounts, income and expenditure, 11-003
- National Accounts, Income and Expenditure
  - (annual), 13-201
  - (quarterly), 13-001
- National Harbours Board, financial statistics, 61-203
- National Income, 11-003, 13-001, 13-201
- National Income and Expenditure Accounts
  - (annual), 13-201
  - (quarterly), 13-001
- National Income and Expenditure Accounts, Volume 1. The Annual Estimates, 1926-1974, 13-531
- National Income and Expenditure Accounts, Volume 2. The Quarterly Estimates, 1947-1974, 13-533
- National Income and Expenditure Accounts, Volume 3. A Guide to the National Income and Expenditure Accounts, Definitions, Concepts, Sources, Methods, 13-549E
- Natural gas, 26-007, 26-201, 26-202
  - by-products, 26-201, 26-202
  - drilling completed, 26-207
  - Engine Sales Survey, Diesel and, 63-221
  - meter registrations, 57-201
  - production and sales, 11-003
  - sales, 55-002
  - supply and demand, 57-207, 57-505
  - supply and disposition, 26-006, 26-213
  - utilities, receipts and disposition, 55-002
- Natural Sciences, Federal Government Activities in, 13-202
- Neat's foot oil, 46-216
- Neckties, 34-215, 34-216
- Neckwear
  - fabrics, 34-208
  - fur, 34-213
  - women's and children's, 34-217
- Negligrés, 34-217
- Neon and other luminous tube signs, 47-209
- Neonatal deaths, 84-524
  - and rates, 84-201, 84-202
- Neoplasms, Malignant, New Primary Sites of, 82-207
- Neoprene, adhesive, 46-216
- Nepheline syenite, 26-201, 26-202
  - production, shipments, consumption, 26-208
- Net worth, family, 13-551
- Nets, fishing, 47-204
- Netting, wire, 41-216
- New Brunswick
  - Education in the Atlantic Provinces, 81-547
  - Fisheries Statistics, 24-204
  - Manufacturing Industries, 31-204
  - Telephone Company Limited, telephones operated and calls reported, 56-202
- New Manufacturing Establishments in Canada, 31-002

- New Motor Vehicle Sales  
     (annual), 63-208  
     (monthly), 63-007
- New Primary Sites of Malignant Neoplasms in Canada, 82-207
- New Residential Construction, 64-002
- New Surveys, 11-006
- Newfoundland  
     Car Ferry, financial statistics, 61-203  
     Education in the Atlantic Provinces, 81-547  
     Fisheries Statistics, 24-202  
     Manufacturing Industries, 31-204  
     Telephone Company Limited, telephones operated and calls reported, 56-202
- Newsdealer chains, 63-210
- Newspaper advertising, 36-203
- Newspaper ink, 46-216
- Newspapers, 36-203  
     direct sales, 63-218  
     family expenditure, 62-535 to 62-537  
     farm family expenditure, 62-523
- Newsprint, 11-003, 25-202, 36-204  
     industry selling price index, 62-011, 62-528  
     paper and products, wholesale trade, 63-008, 63-521
- Niagara Falls census tracts  
     1971, *see* St. Catharines-Niagara Falls
- Nickel, 11-003, 26-003, 26-007, 26-201, 26-202, 41-214  
     -Copper Mines, 26-211  
     drilling, 26-207  
     production, consumption, 26-211  
     salts, 46-219
- Nickson, May: Geographic Mobility in Canada, October 1964 - October 1965 (Special Labour Force Studies, No. 4), 71-508
- Nicotine liquids (insecticides), sales, 46-212
- Night gowns, 34-217
- Nighties, 34-217
- Nitrate of soda, 46-207
- Nitric acid, 46-219
- Nitrogen, 26-201, 26-202  
     solution, 46-207
- Nitrous oxide, 46-219
- Non-ferrous Scrap Metal, 41-229
- Non-institutional Special Care Facilities and Programs, 1971-72, 83-519
- Non-metallic Mineral Products Industries, General Review, 44-201
- Non-resident Vehicles Entering Canada, 66-002
- Non-residential construction price indexes, 62-007, 62-008
- Non-residential General Building Contracting Industry, 64-207
- Noodles, 32-018  
     dry, cooked, 32-224
- Nordair  
     financial statement, 51-206  
     international air charter flights, seat and cargo capacity, 51-003  
     operating revenues and expenses, 51-001  
     operating statistics, 51-002
- North Central Airlines, international air charter flights, seat and cargo capacity, 51-003
- Northern Alberta Railways Company  
     equipment and track statistics, 52-209  
     financial statistics, 52-208  
     freight traffic, 52-211
- Northern Canada Power Commission, financial statistics, 61-203
- Northern Ontario Pipe Line Crown Corporation, financial statistics, 61-203
- Northern Quebec, Inc., telephones operated and calls reported, 56-202
- Northern Telephone Limited, telephones operated and calls reported, 56-202
- Northern Transportation Company Limited, financial statistics, 61-203
- Northwest Territories  
     Education in Canada's Northland, 1960-1970, 81-549  
     Fisheries Statistics, 24-207  
     Manufacturing Industries, 31-208
- Note books, 36-203, 36-206
- Notes on Labour Statistics, 72-207
- Notices, printed, 36-203

## Notifiable Diseases

annual report on incidence, deaths,  
etc., 82-201

Summary, 1924-1952, 82-512

## Notion bags, 36-207

## Nova Scotia

Education in the Atlantic Provinces,  
81-547

Fisheries Statistics, 24-205

Manufacturing Industries, 31-204

## Novelties, 36-203

## Novelty chain stores, 63-210

Nuptiality, *see also* Marriages

## Nuptiality, 1950-1964, 84-523

Nursery schools, private, enrolment,  
staff, etc., 81-221, 81-538, 81-540Nursery seeds and stocks, direct sales,  
63-218

## Nursery stock, sales, 22-203

## Nursery trades industry survey, 22-203

## Nurses

education, employment, etc., 83-220  
employed in hospitals, 83-212, 83-  
216, 83-517, 83-518

employed in mental health institu-  
tions, 83-205

employed in tuberculosis sanatoria,  
83-207

Health Manpower - Registered  
Nurses, 83-220

public health, annual salaries, 83-219,  
83-401

## Nursing care

home visits, family expenditure, 82-  
518

## Nursing homes, list, 83-221

Nursing personnel of hospitals, annual  
salaries, 83-229, 83-401

## Nursing schools

advance statistics of enrolment, 81-  
220

enrolment, graduates, etc., 81-209

## Nutria

number and value of pelts, 23-207,  
23-208

number on fur farms, 23-208  
supply and disposition, 23-208

## Nutritional value of food, 32-226

## Nuts, 32-213, 32-218, 32-224

and bolts, 41-208, 41-216, 41-228

per capita disappearance, 32-226

roasted and salted, 32-016

## Nylon

fabrics, 34-208

tire fabrics, 34-205

## O

## Oak, 25-202

consumption, 35-001

production, shipments and stocks,  
35-001

red, plain cut, flooring, 35-203

shipments, 35-204

veneers and plywood, 35-206

## Oars and paddles, 42-205

## Oars, wooden, 35-208

## Oatmeal, 21-003

(breakfast cereal), 32-214

exports, 22-001, 32-003

## Oats, 22-002

exports, prices, etc., 22-001

farm cash income, 21-511

farm cash receipts, 21-001

for grain, acreage, production, farm  
price and value, 21-507, 21-516

production and value, stocks, disposi-  
tion, prices, 21-003

production, receipts, prices, etc.,  
22-201

production, shipments, 22-005

rolled, 21-003

(breakfast cereal), 32-003

supply and disposition, 21-507

supply, shipments, prices, etc.,  
22-001

## Obstetrical services in hospitals, 83-211

## Occupational Classification Manual

Census of Canada, 1971, Based on  
the Canadian Classification and  
Dictionary of Occupations

Volume I, 12-536

Volume II, 12-537, 12-538

Occupational courses, enrolment,  
graduates, etc., 81-209Occupational therapists employed in  
hospitals, 83-212Ocean catfish, freezings and stocks, 24-  
001, 24-003Ocean perch (redfish), freezings and  
stocks, 24-001, 24-003

- Offal, 32-227, 33-202  
 estimates of production and disappearance, 32-220  
 per capita disappearance, 32-226  
 production, disappearance, 21-508
- Office  
 and Store Machinery Manufacturers, 42-216  
 buildings, value of construction work performed, 64-201  
 desks and chairs, wooden, 35-213  
 fixtures, 35-211 to 35-213  
 furniture, 35-211 to 35-213  
 Furniture Industry, 35-212  
 Furniture Manufacturers, 35-212  
 Furniture Products, Quarterly Shipments of, 35-006  
 furniture, steel, 41-227  
 machinery, 42-216
- Oil, *see also* Petroleum
- Oil and grease, lubricating  
 net sales, 45-208  
 production and sales, 45-205  
 supply and disposition, 45-004
- Oil and oil meal, 22-001
- Oil burners, 41-008, 41-225, 42-214, 43-204
- Oil Burners and Oil-fired Hot Water Heaters, 41-008
- Oil, coconut, 32-006, 46-216
- Oil, cod liver, 46-216
- Oil company credit cards, 61-004
- Oil, corn, 32-006
- Oil, creosote, 46-216
- Oil, crude  
 and condensate, 26-006  
 supply and demand, 57-505  
 supply and disposition, 26-006, 26-213  
 transport through pipe lines, 55-001, 55-201
- Oil, diesel, 45-205  
 net sales, 45-208, 53-218  
 supply and disposition, 45-004
- Oil export tax, government, 68-001
- Oil exploration, development and production, net cash expenditures, 57-002
- Oil, kiesel, 32-206
- Oil heating facilities in households, 64-202
- Oil, linseed, 32-223
- Oil, lubricating  
 net sales, 45-208  
 production and net sales, 45-205  
 supply and disposition, 45-004, 57-207
- Oil, palm, 32-006
- Oil, peanut, 32-006
- Oil pipe line mileage and capacity, 55-201
- Oil Pipe Line Transport  
 (annual), 55-201  
 (monthly), 55-001
- Oil pipe line transport industry, financial statistics, 55-201
- Oil pipe lines  
 inventories, operating statistics, 55-001  
 wells, etc., value of construction work performed, 64-201
- Oil, rapeseed, 32-006
- Oil refineries, 45-205
- Oil, salad, 32-006
- Oil, vegetable, 32-006, 32-221, 32-223
- Oil wells, capital and repair expenditure, 61-205, 61-206, 61-504
- Oil Wells, Labour Costs in, 1969, 72-511
- Oil Wells, Labour Costs in 1972, 72-613
- Oil wells, mines and quarries, 26-201
- Oil wells, R & D expenditures, 13-203
- Oilcake, 32-223  
 rapeseed, 32-223  
 soybean, 32-223
- Oils  
 all kinds, 32-224  
 and fats, 32-006  
 per capita disappearance, 32-226  
 baby, sales, 46-221  
 deodorized, production, purchases, 32-006  
 deodorized, sales and stocks, 32-006  
 marine, refined, 31-221  
 processed, 32-223  
 raw or crude, 32-223  
 salad and cooking, 32-006, 32-213  
 sulfonated, 46-216  
 vegetable, raw or crude, 32-223  
 vegetable, refined, all kinds, 32-221
- Oilseed crushings, 32-006

- Oilseeds, 22-002
  - crops, stocks, crushings, prices, 22-006
  - Review, 22-006
- Okanagan Telephone Company, telephones operated and calls reported, 56-202
- Older Population, Selected Characteristics, 91-507
- Olives, 32-017
  - bottled, 32-218, 32-224
- Onions
  - acreage, production and value, stocks, 21-003
  - acreage, production, farm value, 22-003
  - canned, 32-218
  - in cold storage, 32-217
  - per capita disappearance, 32-226
- Ontario
  - Fisheries Statistics, 24-207
  - Instructional Media in Universities, 81-233
  - Manufacturing Industries, 31-206
  - Northland Railways
    - equipment and track statistics, 52-209
    - financial statistics, 52-208
    - freight traffic, 52-211
- Operating Results and Financial Structure
  - Independent Restaurants, 63-414
  - Independent Tobacco Stores, 63-415
- Operations, surgical, 83-211; *see also* Surgical Procedures and Treatments
- Ophthalmic goods, 47-206
- Optical
  - care, *see also* Eye care
  - care, consumer price index, 62-010
  - instruments, 47-206
  - lenses, 47-206
- Optician, chains, 63-210
- Oral antiseptics, 46-209
- Oral hygiene products, 46-215
  - sales, 46-221
- Orange juice, 32-218, 32-224
- Orchard sprayers, sales, 63-203
- Orchestras, festival competitions, 81-558
- Orders in manufacturing industries, 31-001
- Orders, Inventories and Shipments in Manufacturing, Historical Supplement, 1970-1973, 31-519
- Orders, Inventories and Shipments in Manufacturing, Historical Supplement, 1972-1974, 31-520
- Organic chemicals, all types, 46-219
- Organization
  - and Administration of Public Schools in Canada, Third Edition, 1966, 81-535
  - of Education at the Secondary Level, 81-514
  - Industrial, Concentration in the Manufacturing, Mining and Logging Industries, 31-402
- Organized Training in Four Industry Groups, 1965, 81-539
- Organs, 47-205
- Origin and Destination
  - for Selected Commodities (Shipping Report, Part V), 54-207
  - for Selected Ports (Shipping Report, Part IV), 54-206
  - of airline passengers
    - domestic report, 51-204
    - transborder report, 51-205
  - of passengers on international air charter flights, 51-003
- Ornamental
  - and Architectural Metal Industry, 41-221
  - and architectural metal work, 41-227, 41-228
  - stone, 26-217
- Orthopaedic apparatus, 47-206
- Oshawa census tracts
  - 1971, 95-714, 95-744
- Other Chemical Industries, n.e.s., 46-216
- Other Clothing Industries (Including Fabric Glove Manufacturers and the Miscellaneous Clothing Industry), 34-218
- Other Petroleum and Coal Products Industries, 45-207
- Ottawa census tracts
  - 1971, 95-715, 95-745
- Ottawa-Hull census tracts, 1971, 95-715, 95-745

Otter, number and value of pelts, 23-207

Outboard motor boats, 42-205

Outboard motors, 42-214

Outdoor Recreation, Statistical Digest, 66-202

Outercoats, boys', 34-216

Outerwear, knitted, 34-215

Outlet boxes, 43-210

Output per person employed and per man-hour

- cement manufacturers, 14-505
- commercial industries, 14-201
- commercial non-agricultural industries, 1947-63, 14-501
- industry and agriculture, indexes, 14-201
- iron and steel mills, 14-503
- petroleum refineries, 14-504
- sugar refineries, 14-506
- synthetic textile mills, breweries, pulp and paper mills, 14-502

Ovens, 41-005

- bakers', 42-214
- domestic, electric, 43-204
- industrial, 42-214

Overalls, men's and youths', 34-216

Overcoats, men's and youths', 34-001, 34-216

Overseas National, international air charter flights, seat and cargo capacity, 51-003

Overseas residents visiting Canada, 66-001, 66-201

Overtime

- pay and overtime rates, 71-518
- pay in education, libraries, museums, 1974, 72-616
- pay in finance, insurance and real estate, 72-610
- pay in manufacturing, 72-506, 72-510, 72-612
- pay in mines, quarries and oil wells, 72-511, 72-613
- pay in trade (wholesale and retail), 72-615

Ownership Inter-corporate, 1967, 61-508

- 1969, 61-512
- 1972, 61-513

Ownership, Type, and Size of Establishment Engaged in Manufacturing, 31-210

Oxygen

- gas and liquid, 46-002
- shipments, 46-219

Oysters, landings, 24-002, 24-003, 24-201, 24-203 to 24-205, 24-208

## P

Pacific Great Eastern Railways

- equipment and track statistics, 52-209
- financial statistics, 52-208
- freight traffic, 52-211

Pacific Western Air Lines Limited

- financial statement, 51-206
- international air charter flights, seat and cargo capacity, 51-003
- operating revenues and expenses, 51-001
- operating statistics, 51-002

Pack, Shipments and Stocks of Selected Canned Fruits and Vegetables, 32-011

Package confectionery vending machines, number and sales, 63-213

Padding, sisal, 34-219

Paddles and oars, 42-205

Paddles, wooden, 35-208

Pads

- all kinds, 34-210
- drawing, writing, 36-206
- electric, 43-203
- furniture, 34-202
- heating, electric, 43-203
- shoulder, 34-218
- sweat, leather, 33-205
- writing, 36-203, 36-206

Pails, paper, 36-214

Paint

- all types, 46-210
- and Varnish Manufacturers, 46-210
- brushes and rollers, 47-205
- glass and wallpaper chain stores, 63-210
- industry selling price index, 62-011, 62-528
- manufacturers, 46-210



- Paint — Concluded  
 reducers, 46-210  
 removers, 46-210  
 sales, 46-001  
 roof, 36-205  
 Sales of Paints, Varnishes and  
 Lacquers, 46-001  
 thinners and reducers, 46-210  
 urban family expenditure, 62-540
- Painting, 34-210
- Palladium, 26-211
- Pallets, 35-205, 35-208, 35-209
- Palm oil, 32-006
- Pamphlets, 36-203
- Pan American, international air charter  
 flights, seat and cargo capacity, 51-003
- Panel boards, distribution, lighting and  
 residential, 43-207
- Panels  
 building board, 36-204  
 ceiling, 36-002  
 prefabricated exterior metal, 41-221,  
 41-227
- Pans, frying, domestic, electric, 43-203
- Pantie-girdles, 34-002, 34-212
- Panties  
 knitted, 34-215  
 waterproof, children's, 34-217  
 women's, 34-217
- Pants  
 all types, 34-001  
 men's and youths', 34-216
- Paper  
 abrasive, 44-202  
 adding machine, 36-203, 36-206  
 all types, 36-204  
 aluminum foil, 36-206  
 and Plastic Bag Manufacturers, 36-  
 207  
 and products, *see* Group 36  
 and products, wholesale trade, 63-  
 008, 63-521  
 Bag Manufacturers, 36-207  
 bags, 36-203, 36-206, 36-207  
 basic, 36-204  
 blueprint, 36-206  
 boxes, 35-209, 36-206, 36-213, 36-  
 214  
 cartons, corrugated, 35-209  
 cash register, 36-206  
 clay coated and enamelled, 36-206
- Paper — Concluded  
 clips, 41-216  
 Converters, Miscellaneous, 36-206  
 corrugated, 36-213  
 crepe, 36-206  
 cups, 36-206  
 foolscap, 36-203  
 hats, 36-206  
 industries, fixed capital flows and  
 stocks, 13-543  
 industries, R & D expenditures, 13-  
 203  
 industry, 25-504  
 makers' felts, wool or containing  
 wool, 34-209  
 Mills, 36-204  
 indexes of output per person  
 employed and per man-hour,  
 14-502  
 napkins, 36-204, 36-206  
 newsprint, 36-204  
 plates, 36-206  
 products, industry selling price index,  
 62-011, 62-528  
 reproduction, 36-206  
 rolls, for adding machines, cash regis-  
 ters, 36-206  
 roofing, 36-205  
 single-faced, corrugated, 36-213  
 shelf-lining, 36-206  
 supplies, family expenditure, 62-535  
 to 62-537  
 tags, 36-203, 36-214  
 tissue, 36-204, 36-206  
 toilet, 36-206  
 towels, 36-206  
 transfers, 36-203  
 typewriter, 36-203, 36-206  
 waste, 36-213, 36-214  
 waxed, 36-206  
 wrapping, 36-204, 36-214  
 writing, 36-204, 36-206
- Paperboard, 36-204  
 containers, 36-214
- Paperboards, 25-202
- Paraffin wax, imports, 45-004
- Parafilm, 36-206
- Parathion, 46-212
- Parchment, vegetable, 36-206
- Parking lots, value of construction work  
 performed, 64-201

- Parking violations, 85-206
- Parsnips
  - acreage, production, farm value, 22-003
- Participation rates, labour, 11-003, 71-001
- Particle Board, 35-208, 36-003
- Partitions, 35-211 to 35-213, 41-221, 41-227
- Passenger
  - Bus Statistics
    - (annual), 53-215
    - (monthly), 53-002
  - cars, *see* Automobiles, Motor Vehicles
  - ships, 42-206
  - terminals, bus, boat or air, value of construction work performed, 64-201
- Passengers
  - carried by air carriers, 51-002
  - on airlines, 51-001, 51-203
    - origin and destination, 51-204, 51-205
  - on international air charter flights, origin and destination, 51-003
  - on railways
    - miles, 52-210
    - revenues, 52-003
- Paste, meat, 32-221, 32-227
- Pastries, 32-203
- Pastry vending machines, number and sales, 63-213
- Patching materials for walls and floors, 46-210
- Pathologists employed in hospitals, 83-212, 83-516
- Patients
  - in and of mental health institutions, 83-204
  - in hospitals, 83-210
  - in mental institutions, 83-205
    - by diagnosis and hospital, 83-208
  - number, movement, characteristics, 83-505
  - in tuberculosis sanatoria, 82-212
- Patterns and models, paper, 36-206
- Patterns, Job Search in Canada, 71-525E
- Paving blocks, 26-217
- Paving brick, from domestic clays, 44-215
- Paving equipment (concrete and bituminous), 42-214
  - sales and rental revenue, 63-220, 63-516
- Paving mixtures, asphalt, 45-207
- Pay for overtime, holidays, shifts, sick leave, etc.
  - in education, libraries, museums, 1974, 72-616
  - in finance, insurance and real estate, 72-610
  - in manufacturing, 72-506, 72-510, 72-612
  - in mines, quarries and oil wells, 72-511, 72-613
  - in trade (wholesale and retail), 72-615
- Peaches
  - canned, 32-218
    - and frozen, 32-212
  - stocks, 32-011
  - fresh and canned, consumption, 32-226
  - per capita disappearance, 32-226
  - production and value, 21-003, 21-512, 22-003
- Peanut butter, 11-003, 32-018, 32-213, 32-218, 32-224
  - family expenditure, 62-531
- Peanut oil, 32-006
- Peanuts, 11-003
  - industry selling price index, 62-011, 62-528
  - per capita disappearance, 32-226
  - roasted and salted, 32-016, 32-213, 32-218
- Pearls, artificial or simulated, 47-211
- Pears
  - canned, 32-218
    - and frozen, 32-212
  - stocks, 32-011
  - domestic disappearance, 32-212
  - in cold storage, 32-217
  - per capita disappearance, 32-226
  - production and value, 21-003, 21-512, 22-003
- Peas
  - acreage and production, farm value, 22-003

## Peas — Concluded

canned, 32-218

and frozen, 32-212

stocks, 32-011

domestic disappearance, 32-212

dry, 22-002, 22-003

production and value, disposition,  
21-003production, farm price and value,  
21-501, 21-507, 21-516green, acreage, production and value,  
21-003

in cold storage, 32-217

per capita disappearance, 32-226

stocks, 32-010

whole and split, 32-228

## Peat Industry, 26-212

## Peat moss, 26-201, 26-202, 26-212

## Peavies, 41-208

## Pectin, fruit, 32-224

## Pedestrians

injured or killed, motor vehicle acci-  
dents, 53-001, 53-206killed in motor vehicle traffic acci-  
dents, 85-206Peeler Logs, Veneers and Plywoods, 35-  
001Pekan, number and value of pelts, 23-  
207

## Penicillin, 46-209

Penitentiaries, inmate movement and  
characteristics, 85-207

## Pennants, 34-202, 34-210

## Pens, 47-205

## Pension costs, payments, etc., 74-201

## Pension funds

financial flow accounts, 13-002

financial statistics, 74-201

## Pension plan payments

in education, libraries, museums,  
1974, 72-616in finance, insurance and real estate,  
72-610in manufacturing, 72-506, 72-510,  
72-612in mines, quarries and oil wells, 72-  
511, 72-613in trade (wholesale and retail), 72-  
615

## Pension Plans

in Canada, 74-401

membership, contributions, etc., 74-  
401Non-financial Statistics, 1960, 74-  
505

Trusteed, Quarterly Survey, 74-001

## Pension transactions, 13-002

## Pentanes plus, 26-006

transport through pipe lines, 55-001,  
55-201

## Perch

freezings and stocks, 24-001, 24-003

landings, 24-002, 24-003, 24-201,  
24-206, 24-207

## Perennials, nursery shipments, 22-203

## Perfume, 46-215

bases, 32-224

compounds, 32-224

sales, 46-221

Perinatal deaths and rates, 84-201, 84-  
202

## Periodicals, 36-203

Perjury, charges, convictions, sentences,  
85-201

## Perlite, expanded, 44-210

## Personal care

consumer price index, 62-001, 62-  
009, 62-010family expenditure, 62-535 to 62-  
537, 62-541

farm family expenditure, 62-523

urban family expenditure, 62-530,  
62-541Personal income and personal disposable  
income, *see* Income, personal

## Perspective Canada 11-507F

Pertussis, cases, trends, deaths and death  
rates, 82-201

## Pest control products, 46-216

Pest Control Products, Sales by Canadian  
Registrants, 46-212

## Pesticides, sales, 21-503, 46-212

## Pet chain shops, 63-210

Pet food, 32-004, 32-214, 32-221, 32-  
224, 32-228

## Peterborough census tracts

1971, 95-716, 95-746

Petro-chemical feed stocks, 45-004, 45-  
205

- Petroleum, *see also* Oil
- Petroleum, 26-007
- and products, *see* Group 45
  - coke, 45-205
  - crude, 11-003, 26-202
    - and condensate, 26-006, 26-201
    - supply and disposition, 26-213
  - drilling completed, 26-207
  - gas, 45-205
    - pressure tanks for, 41-223
    - supply and disposition, 45-004
  - gases, liquified, sales and revenue, 55-002
  - gases, supply and demand, 57-505
  - industries, fixed capital flows and stocks, 13-543
  - industries, R & D expenditures, 13-203
- Miscellaneous Petroleum and Coal Products Industries, 45-207
- oils, sales, 46-212
- products, 45-004
- consumption, 45-208
  - industry selling price index, 62-011, 62-528
  - production and sales, 11-003
  - refined, 45-004, 45-205
  - transport through pipe lines, 55-001, 55-201
- Refineries, 45-205
- indexes of output per person employed and per man-hour, 14-504
- Phaltan, sales, 46-212
- Pharmaceutical preparations, 32-224, 46-215
- Pharmaceuticals, 46-209
- consumer price index, 62-010
  - direct sales, 63-218
  - industry selling price index, 62-011, 62-528
- Pharmacists employed in hospitals, 83-212, 83-512
- Phenol-formaldehyde, 46-211, 46-219
- Phonograph cabinets, 35-211
- Phonograph records, 47-205
- and Pre-recorded Tapes, Service Bulletin, 47-004
  - direct sales, 63-218
- Phonographs, *see* Record players
- Phosphate, 26-201
- rock, 46-207
- Phosphates (insecticides), sales, 46-212
- Phosphoric acid, 46-219
- Phosphorus, 46-219
- Photo-engraving, 36-203
- Photoflash bulbs, 43-210
- Photographic equipment and supplies, 47-206
- Photographic light bulbs, 43-210
- Photographic supply chain stores, 63-210
- Photography, commercial, 36-203
- Photostats, 36-203, 36-206
- Physicians, *see also* Doctors
- Physicians and Surgeons, Health Manpower, 83-223
- Physicians' glassware, 44-207
- Physicians office and home calls, number, patients, family expenditure, 82-518
- Physicians' services
- family expenditure, 62-535 to 62-537
- Physio-occupational therapists employed in hospitals, 83-510
- Physiotherapists employed in hospitals, 83-212
- Physiotherapists, Health Manpower, 83-225
- Pianos, 47-205
- Pickeral
- freezings and stocks, 24-001, 24-003
  - landings, 24-002, 24-003, 24-201, 24-204, 24-206, 24-207
- Pickets, fence, 35-204
- Pickled meat, 32-221
- Pickles, 32-017, 32-218, 32-224
- Picture frames, 35-205, 35-211, 35-213
- Picture tubes, 43-004, 43-205
- Pictures, framed, 35-213
- Pie crust mixes, 32-224
- Pie filling, 32-224
- canned, 32-218
  - and frozen, 32-212
  - powder, 32-213
- Piece Goods Stores
- chain, 63-210
- Piers, value of construction work performed, 64-201

- Pies, 32-203  
     desserts, frozen, 32-218  
     meat, quick frozen, 32-221
- Pig iron, 41-002  
     production and shipments, 41-001  
     production, stocks, sales, consumption, 41-203
- Piggyback carloadings, 52-001
- Pigments and dry colours, shipments, 46-219
- Pigs, *see* Hogs
- Pike  
     freezings and stocks, 24-001, 24-003  
     landings, 24-002, 24-003, 24-201, 24-206, 24-207
- Pikepoles, 41-208
- Pilchards, landings, 24-208
- Pile fabrics, 34-208
- Piling, 25-202
- Pillow cases, 34-205, 34-210
- Pillows, 34-202, 34-210, 35-211, 35-213
- Pine  
     lodgepole, red, ponderosa, shipments, 35-204  
     plywood, 35-206  
     production, shipments and stocks, 35-001  
     white, jack and lodgepole, price, 35-002  
     white, jack, shipments, 35-204  
     white, red, 25-202
- Pineapple, canned, 32-218
- Pineapples, per capita disappearance, 32-226
- Pins, clothes, 35-208
- Pinsetters, 42-214
- Pipe  
     and elbows (furnace and stove), 41-227  
     and fittings, 41-226  
         cast iron, 11-003, 41-226  
         steel, 41-001, 41-220  
     and tiles, concrete, 11-003, 44-002, 44-205, 44-211  
     and tubes, plastic, 47-208  
     and tubing  
         brass and bronze, 41-224  
         copper, 41-224  
         iron, 41-004  
         lead, 41-215  
         steel, 11-003, 41-001, 41-004, 41-220
- Pipe — Concluded  
     cleaner, drain, 46-214, 46-216  
     concrete, 11-003, 44-002, 44-205, 44-211  
     culvert, 41-227  
     drain, sewer, water, concrete, 44-002, 44-205, 44-211  
     fittings, 41-226, 41-228  
         cast iron, 11-003, 41-004, 41-226  
         steel, 41-001, 41-220  
     from domestic clays, 44-215  
     line mileage and capacity, 55-201  
     line mileage by size, 57-205  
     line movements of oil and gas, 55-001  
     line movements of petroleum and products, 55-001, 55-201  
     line sales of gases, 55-002, 57-205  
     line transport, *see* Group 55  
     lines, operating statistics, 11-003
- Pipes  
     rubber covered or lined, 33-206  
     smokers', 47-205  
     wooden, 35-208
- Pistons, 42-210
- Pitch, 46-216
- Pitch (roofing), 45-001
- Place cards, 36-203
- Place mats, paper, 36-206
- Placer Gold Mines, Gold Quartz Mines and Copper-Gold-Silver Mines, 26-209
- Plaice, landings, 24-202 to 24-206
- Planers (wood-working), 42-214
- Planing mills, 25-202  
     products, 35-205, 35-208  
     Sawmills and, 35-204
- Planting machinery, 42-202  
     sales, 63-203
- Plants, potted, greenhouse sales, 22-202
- Plants, value of construction work performed, 64-201
- Plaster board, 44-003
- Plasters, gypsum, 11-003, 44-003
- Plastic  
     bags, 36-207, 47-208  
     bottle caps, 41-227  
     bottles, 47-002, 47-208  
     brooms, 47-208  
     clothesline, 47-208  
     combs, 47-208  
     diaper bags, 47-208

- Plastic - Concluded  
 dinnerware, 47-208  
 drapes, 34-210, 47-208  
 film, 47-002  
 floor and wall tiles, 47-208  
 flower pots, 47-208  
 footwear, waterproof, 33-002, 33-206  
 hair dressing accessories, 47-208  
 handbags, 33-205  
 hose, 47-208  
 lamp shades, 35-214, 47-208  
 Paper Bag Manufacturers, 36-207  
 Rubber and Plastics Products Industries, Service Bulletin, 47-002  
 stationery goods, 47-208  
 tablecloths, 34-210, 47-208  
 tableware, 34-210, 47-208  
 tape, 33-206  
 toilet seats, 47-208  
 toys, 47-204, 47-208  
 trays, 47-208  
 tubing, 47-002, 47-208
- Plastics  
 and Synthetic Resins, Manufacturers, 46-211  
 Fabricating Industry, 47-208  
 Fabricators, n.e.s., 47-208  
 household, family expenditure, 62-535 to 62-537  
 industry machinery, 42-214  
 refractory, 44-214  
 Plate glass, 44-207  
 Platemaking, 36-203  
 Plates, 34-213  
 aluminum foil, 36-206  
 electric, 43-203  
 license and other, 47-205  
 paper, 36-206  
 Platinum, 26-202, 26-211  
 group, 26-201  
 shipments, 41-214  
 Playground equipment, 47-204  
 Playing cards, 36-203  
 Plating, 34-210  
 Ploughs  
 farm, 42-202  
 price index, 62-004  
 sales, 63-203  
 snow, 42-214  
 Plugs, wooden, 35-208  
 Plumbers' supplies, cast iron and brass, 41-226, 41-228  
 Plumbing accessories, plastic, 47-208  
 Plumbing and heating contractors, principal statistics, 64-204  
 urban family expenditure, 62-540  
 Plums  
 canned, 32-218  
 and frozen, 32-212  
 stocks, 32-011  
 domestic disappearance, 32-212  
 in cold storage, 32-217  
 per capita disappearance, 32-226  
 production and value, 21-003, 22-003  
 stocks, 32-010  
 Plywood, 25-202  
 boxes, 35-209  
 finish doors, 35-004  
 industry, 25-504  
 mills, 35-206  
 production, shipments and stocks, 35-001  
 products, 35-206  
 Pneumatic tires, 33-206  
 Pneumonia  
 complaint and disability days, 82-518  
 Poinsettias, greenhouse sales, 22-202  
 Poison, rat and mouse, 46-209  
 sales, 46-212  
 Poisonings, 82-518  
 Pole line hardware, 41-208, 43-207  
 Poles, 25-201, 25-202  
 Poletrailers, 42-217  
 Police  
 Administration Statistics, 85-204  
 and fire protection, local (municipal) government expenditure, 68-204  
 jurisdiction, crime by type of, 85-205  
 killed on duty, 85-204  
 protection, federal government expenditure, 68-211  
 strength, personnel, cadets, 85-204  
 transport, horses and service dogs, 85-204  
 Poliomyelitis  
 cases, deaths, 82-201  
 paralytic, deaths and death rates, 82-201  
 Polishers, floor, domestic, electric, 43-003, 43-203

- Polishes, auto, floor, furniture, etc., 46-216
- Pollock  
freezings and stocks, 24-001, 24-003  
landings, 24-002, 24-003, 24-201,  
24-203 to 24-206
- Pollution, R & D expenditures, 13-202
- Polyester, 46-211
- Polyethylene, 46-211, 47-208
- Polymer Corporation Limited, financial  
statistics, 61-203
- Polystyrene, 46-211, 46-219, 47-208
- Polyvinyl acetate, 46-216
- Polyvinyl chloride, 46-211, 47-208
- Ponderosa pine, 25-202
- Pools, wading, 47-204
- Popcorn, 32-016  
confectionery, 32-213
- Poplar, 25-202  
consumption, 35-001  
plywood, 35-206  
production, shipments and stocks,  
35-001  
shipments, 35-204  
veneers and plywoods, 35-206
- Popsicle sticks, 35-206
- Population, *see also* Census
- Population  
Age 14 to 24, Socio-economic  
Characteristics, 13-541  
annual estimates, by sex and age  
group, Canada and provinces, 91-  
202  
annual estimates, Canada and prov-  
inces, 91-201  
by province, 11-003  
Estimated Population of the Metro-  
politan Areas of Canada, 91-207  
estimates, *see* Group 91  
Estimates by Marital Status, Age and  
Sex, for Canada and Provinces, 91-  
203  
Estimates for Counties and Census  
Divisions, 91-206  
Projections for Canada and the Prov-  
inces, 1972-2001, 91-514  
Projections, Technical Report, Canada  
and the Provinces, 1972-2001, 91-  
516
- Population - Concluded
- Quarterly Estimates for Canada and  
Provinces, 91-001
- Revised Annual Estimates of Popula-  
tion by Sex and Age Group, Canada  
and Provinces, 1921-1971, 91-512
- Revised Estimates for Counties and  
Census Divisions, 1967-1970, 91-  
513
- Porcelain insulators, 44-216
- Porcelains, electrical, from imported  
clays, 44-216
- Porch furniture, 35-208, 35-211, 35-213
- Pork, 32-227  
canned, 32-221  
dry-salted, smoked, etc., 32-221  
estimates of production and dis-  
appearance, 32-220  
family expenditure, 62-531, 62-532  
fresh and frozen, 32-221  
in cold storage, 32-217  
industry selling price index, 62-011,  
62-528  
per capita disappearance, 32-226  
pickled or dry-salted, 32-221  
preparations, 32-020  
production and disappearance, 21-  
508, 32-220  
smoked, 32-221  
stocks, 32-012  
disposition, prices, 21-003
- Porter, 32-205
- Portfolio cases, leather, 33-205
- Portland cement, 44-001, 44-204
- Ports, list of, 54-203, 54-204
- Post-hole diggers, 42-214  
sales, 63-203
- Post Office Act, charges, convictions,  
sentences, 85-201
- Post-secondary education, *see* Education
- Post-secondary institutions and courses,  
81-222
- Post-secondary Student Population  
Survey, 1968-69, 81-543
- Postage stamps, 36-203
- Postal services, federal government reve-  
nue and expenditure, 68-211
- Postcards, 36-203
- Potash Mines, 26-222
- Pot holders, 34-210



- Potash, 26-007, 26-201, 26-202, 26-220
- Potassium  
 chloride, 46-207  
 cyanate, sales, 46-212  
 magnesium sulphate, 46-207  
 sulphate, 46-207
- Potato chips, 32-224  
 industry selling price index, 62-011, 62-528
- Potato diggers, 42-202
- Potato planters, diggers, harvesters, sorters and graders, sales, 63-203
- Potatoes, 22-002, 32-224  
 canned, 32-218  
 farm cash income, 21-511  
 farm cash receipts, 21-001  
 farm family expenditure, 62-523  
 in cold storage, 32-217  
 per capita disappearance, 32-226  
 production and value, disposition, prices, 21-003  
 production, farm price and value, 21-501, 21-507, 21-516  
 stocks in cold storage, 32-217
- Pottery  
 clay, 44-005  
 from domestic clays, 44-215  
 from imported clays, 44-216
- Pouches (tobacco), leather, 33-205
- Poultry  
 crates, 35-209  
 farm equipment, sales, 63-203  
 number on farms, 23-003, 23-006, 23-202  
 farm value, 21-003  
 Production of Poultry and Eggs, 23-003
- Poultry meat  
 canned, 32-221, 32-227  
 consumer price index, 62-009, 62-010  
 direct sales, 63-218  
 family expenditure, 62-531, 62-532  
 farm cash income, 21-511  
 farm cash receipts, 21-001  
 farm family expenditure, 62-523  
 farm net income, 21-202  
 fresh and frozen, 32-221, 32-227  
 frozen, stocks, 32-009  
 in cold storage, 32-217
- Poultry meat - Concluded  
 paste, 32-221, 32-227  
 bulk, 32-221  
 wrapped, 32-221  
 per capita disappearance, 32-226  
 pies, frozen, 32-218  
 production and value, disposition 21-003  
 production, stocks, 23-003  
 supply, disposition, farm value, 23-202
- Poultry Processors, 32-227
- Powder  
 baby, sales, 46-221  
 baking, 32-018, 32-224  
 cocoa, 32-018, 32-213, 32-224  
 custard, 32-018, 32-224  
 dusting, talcum, sales, 46-221  
 egg, 32-018, 32-224  
 face, 46-215  
 sales, 46-221  
 food, 32-213, 32-218, 32-224  
 food drink, 32-213  
 fruit flavoured, 32-213  
 ice cream, 32-018, 32-218, 32-224  
 jelly, 32-018, 32-218, 32-224  
 pie filling, 32-018, 32-218, 32-224  
 pudding, 32-018, 32-218, 32-224  
 sachet, 46-215  
 talcum, 46-215  
 tooth paste, 46-215
- Power  
 boilers, 41-207, 41-223, 41-225, 41-227  
 cables, 43-209  
 electric, *see* Group 57  
 family expenditure, 62-535 to 62-537  
 Laundries, Dry Cleaning and Dyeing Plants, 63-205  
 R & D expenditures, 13-202  
 shovels, 42-214  
 tools, 41-208  
 transformers, 43-207
- Prairie wolf, number and value of pelts, 23-207
- Pram suits, 34-217
- Pre-shave products, 46-215  
 sales, 46-221

- Prefabricated
  - buildings, 35-205, 35-215, 41-221, 41-227
  - cottages, 35-205, 35-215
  - houses, 35-205, 35-215
  - school buildings, 35-215
  - stairs, 35-205
- Preferred and common stocks
  - international transactions, 67-002
  - price index, 62-011
- Preliminary Estimates of Canada's Mineral Production, 26-202
- Preliminary Report on
  - the Production of Motor Vehicles, 42-001
- Preliminary Statement of Manufactures, 31-202
- Preliminary Statistics of Education, 81-201
- Presses, 42-214
- Pressure measuring instruments, 47-206
- Pressure sensitive tape, 33-206, 47-002
- Price, Index(es)
  - building materials, 62-007, 62-008
  - construction 62-007, 62-008
  - consumer, 11-003, 62-001, 62-009, 62-010
  - Farm Input, 62-004, 62-534
  - highway construction, 62-007, 62-008, 62-520
  - implicit, 13-001
  - industry selling, 11-003, 62-011, 62-528
  - Numbers of Commodities and Services Used by Farmers, 62-004
  - of Electrical Utility Construction, 1956-65, 62-526
  - of Highway Construction in Canada, 62-520
  - of machinery and equipment, 62-007, 62-008
  - Regional Cities, Consumer Price, 62-009
  - securities, 11-003, 62-011
  - Statistics, Construction, Monthly Bulletin, 62-007
  - Statistics, Construction, Quarterly Bulletin, 62-008
  - wholesale, 11-003, 62-011
- Price lists, printed, 36-203
- Price Movements, 62-001
- Prices, *see* Group 62
- Prices and Price Indexes, 62-002
- Primary industries, *see* Groups 21 to 26
- Primary Iron and Steel, 41-001
- Primary Metal Industries
  - fixed capital flows and stocks, 13-543
  - R & D expenditures, 13-203
- Prince Edward Island
  - Car Ferry, financial statistics, 61-203
  - Education in the Atlantic Provinces, 81-547
  - Fisheries Statistics, 24-203
  - Manufacturing Industries, 31-204
- Principal Statistics of the Mineral Industry, 26-204
- Principal Taxes and Rates, Federal, Provincial and Local Governments, 68-201
- Principal Taxes and Rates, Federal, Provincial and Selected Municipal Governments, 68-201
- Principals of public elementary and secondary schools, salaries and qualifications, 81-202
- Printed advertising, revenue from, 36-203, 63-512
- Printed announcements, books, calendars, etc., 36-203
- Printer's ink, 46-216
- Printer's rollers, 46-216
- Printing and allied industries, *see* Group 36
- Printing
  - industries, fixed capital flows and stocks, 13-543
  - machinery, 42-214
  - papers, 36-204
  - plates, offset or lithographing, 36-203
  - Publishing and Allied Industries, 36-203
- Prison breach, charges, convictions, sentences, 85-201
- Prisons, inmate movement and characteristics, 85-207
- Private and Public Investment in Canada
  - Outlook and Regional Estimates, 61-205

- Private and Public Investment in Canada --  
Concluded  
    Outlook, Mid-year Review and  
    Regional Estimates, 61-206
- Private business colleges  
    correspondence courses, 81-542  
    directory, 1965, 81-534  
    enrolment, staff, fees, salaries, etc.,  
    81-213  
    enrolment, staff, income and ex-  
    penditure, 81-209  
    financial statistics, 81-208
- Private elementary and secondary  
schools, enrolment and staff, 81-215
- Private Kindergarten and Nursery  
Schools in Canada  
    (annual), 81-221  
    1966-67, 81-538  
    1967-68, 81-540
- Private kindergartens, preliminary sta-  
tistics, 81-201
- Private schools  
    advance statistics of enrolment, 81-  
    220  
    directory, 81-544  
    preliminary statistics, 81-201
- Private trade schools  
    and Business Colleges, Statistics, 81-  
    214  
    correspondence courses, 81-542  
    enrolment and staff, 81-214
- Private trade, technical and vocational  
schools, directory, 1965, 81-534
- Process cheese, 32-024  
    manufacturers, 32-209, 32-506
- Process piping contractors, principal sta-  
tistics, 64-204
- Processed Foods, Canned and Frozen,  
32-212
- Product, gross national, 11-003, 13-001,  
13-201
- Production, industrial, 61-505, 61-506
- Production of  
    Canada's Leading Minerals, 26-007  
    Eggs and Poultry, 23-003  
    Leather Footwear, 33-003  
    Maple Products and Value of Maple  
    Products, 22-204  
    Poultry and Eggs, 23-202
- Production, Shipments and Stocks on  
Hand of Sawmills  
    East of the Rockies, 35-002  
    in British Columbia, 35-003
- Production survey, 61-202
- Productivity, commercial non-agricultural  
industries, 14-501
- Productivity, *see* Group 14
- Productivity Studies  
    Aggregate Productivity Trends, 14-  
    201  
    Indexes of Output per Person Em-  
    ployed and per Man-hour in  
    Canada, Commercial Non-agricul-  
    tural Industries, 14-501
- Productivity Trends in Industry:  
    Indexes of Output per Person  
    Employed and per Man-hour  
    Cement Manufacturers,  
    1959-1969, 14-505  
    Petroleum Refineries, 1959-  
    1969, 14-504  
    Sugar Refineries, 1959-1969,  
    14-506  
    Report No. 1 - Synthetic Textile  
    Mills, Breweries, Pulp and Paper  
    Mills, 1947-61, 14-502  
    Report No. 2 - Iron and Steel  
    Mills, 1959-68, 14-503
- Products Made From Canadian Clays,  
44-005
- Products Shipped by Canadian Manu-  
facturers, 31-211
- Professors (university)  
    salaries and qualifications, 81-203,  
    81-242
- Profits and losses of industrial corpora-  
tions, 61-003
- Profits, corporation, 13-201
- Programs, printed, 36-203
- Projections, Household and Family,  
Canada and the Provinces to 2001,  
91-517
- Projections, population, 1972-2001, 91-  
514, 91-516
- Projections, Population, Technical Re-  
port, Canada and the Provinces, 1972-  
2001, 91-516

## Propane, 26-006

- and mixes, supply and disposition, 45-004

- gas meter registrations, 57-201

## Property damage, motor vehicle accidents, 53-001, 53-206

## Property taxes

- and rates, 68-201

- government revenue from, 68-202

- local (municipal) government revenue from, 68-203, 68-204

- provincial government revenue from, 68-205, 68-207

## Provincial Government

- correspondence courses, 81-542

- Employment, 72-007

- Enterprise Finance, 61-204

- expenditure

- on education, 81-208

- on library services, 81-205

- on universities, 81-212

- Finance, Assets, Liabilities, and Sources and Uses of Funds, 68-209

- Finance, Revenue and Expenditure, 68-207

- (Estimates), 68-205

- (Preliminary), 68-206

## Prunes, production and value, 21-003, 22-003

## Psychiatric

- facilities in mental institutions, 83-205

- hospitals, patients, 83-208

- institutions, expectation of admission, 83-506

- patients, trends in hospital care, 83-505

## Psychologists employed in hospitals, 83-212, 83-514

## Public address systems, 43-206

Public health, *see* Group 82

## Public health nurses, annual salaries, 83-219

## Public health, R &amp; D expenditures, 13-202

## Public Investment

- Outlook and Regional Estimates, 61-205

- Outlook, Mid-year Review and Regional Estimates, 61-206

## Public libraries

- adult education activities, 81-207

- in Canada, 81-205

- operating statistics, 81-205

- summary statistics, 81-201

## Public school boards, financial statistics, 81-208

## Public Schools

- advance statistics of enrolment, 81-220

- Organization and Administration, 81-535

- preliminary statistics, 81-201

## Public Trade Schools and Similar Institutions, Educational Staff, 81-251

## Public works, local government expenditure, 68-203, 68-204

## Publications

- advertising billings, 63-201

- religious, 36-203

- sales, revenue from, 36-203

## Publicly Supported Vocational Training Involving the Private Sector, 81-238

Publishing and allied industries, *see* Group 36

## Publishing industry, 36-203

## Pucks, hockey, 47-204

## Pudding, powder, 32-213, 32-224

## Puddings (including canned), 32-203

## Pulleys, 42-214

## Pullovers, knitted, 34-215

## Pulp and Paper

- industry, 25-504

- mill machinery, 42-214

- mills, 25-202

- Mills, 36-204

- indexes of output per person employed and per man-hour, 14-502

## Pulp chips, 25-201, 35-206, 35-208

- oven dry, 35-204

## Pulpwood, 11-003, 25-201, 25-202, 35-204, 35-206

- and Wood Residue Statistics, 25-001

- production, consumption, exports, inventories, 25-001

## Pumping stations, value of construction work performed, 64-201

## Pumpkin, canned, 32-218

- and frozen, 32-212

**Pumps**

- and irrigation equipment (farm), sales, 63-203
- deep-well, sump, etc., 42-214
- fuel and water, engine, 42-210
- sales and rental revenue, 63-220, 63-516

Pupil Transportation in Canada, 81-237

Putty, 46-210

Puzzles (toys), 47-204

**Pyjamas**

- knitted, 34-215
- men's and youths', 34-216
- women's and children's, 34-217

Pyrite, 26-201, 26-202, 26-220

Pyrometers, 47-206

Pyrrhotite, 26-201, 26-202, 26-220

**Q**

Qualifications and Age of Teachers in Degree-granting Institutions, 81-243

Qualifications and salaries of

- public elementary and secondary school teachers, 81-202
- university and college teachers, 81-203

Quarries, mines and oil wells, 26-201

Labour Costs in, 1969, 72-511

Labour Costs in, 1972, 72-613

Quarries, Stone, 26-217

Quarrying, capital and repair expenditure, 61-205, 61-206

**Quarterly**

Bulletin of Agricultural Statistics, 21-003

Estimates of Population for Canada and Provinces, 91-001

Estimates of the Canadian Balance of International Payments, 67-001

Report on Job Vacancies, 71-002

Shipments of Flush Type Doors (Wood) by Canadian Manufacturers, 35-004

Shipments of Office Furniture Products, 35-006

Shipments of Selected Furniture Products, 35-005

Stocks of Canned Foods, 32-011

Stocks and Consumption of Unmanufactured Tobacco, 32-014

Survey of Trusteed Pension Plans, 74-001

Quartz, 26-201, 26-202

production, shipments, consumption, 26-208

**Quebec**

(city) census tracts

1971, 95-705, 95-735

Fisheries Statistics, 24-206

Manufacturing Industries, 31-205

North Shore and Labrador Railways equipment and track statistics, 52-209

financial statistics, 52-208

freight traffic, 52-211

**Pension Plan**

payments in education, libraries, museums, 72-616

payments in finance, insurance and real estate, 72-610

payments in manufacturing, 72-506, 72-510, 72-612

payments in mines, quarries and oil wells, 72-511, 72-613

payments in trade (wholesale and retail), 72-615

revenue and expenditure, 13-001

savings bank loans, 61-004

**Quebecair**

financial statement, 51-206

international air charter flights, seat and cargo capacity, 51-003

operating revenues, expenses, 51-001

operating statistics, 51-002

Québec-Téléphone, telephones operated and calls reported, 56-202

Quicklime, 44-209

Quilts, 34-205, 34-210

**R**

Rabbies, cases and deaths, 82-201

**Rabbit**

feed, 32-214

meat, fresh and frozen, 32-221

number and value of pelts, 23-207

Raccoon, number and value of pelts, 23-207

Race sets (toys), electric, 47-204

Race track taxes and rates, 68-201

Race track taxes, government revenue from, 68-202

- Radar equipment, 43-206
- Radiator compounds, 46-216
- Radiators, heating, 41-225
- Radio advertising, 56-204, 63-201
  - billings, 63-201
- Radio and phonograph combinations, 43-004, 43-205
- Radio and Television
  - Broadcasting, 56-204
  - chain stores, sales and stocks, 63-001
  - Receiving Sets, 43-004
  - stores, retail trade, 63-005, 63-209, 63-517, 63-519
- Radio batteries, 43-208
- Radio broadcasting industry
  - operating and financial statistics, 56-204
- Radio cabinets, 35-211
- Radio communication equipment, 43-206
- Radio receiving sets, 11-003, 43-205, 43-206
  - industry selling price index, 62-011, 62-528
- Radio stations
  - marine, messages handled, 56-201
  - value of construction work performed, 64-201
- Radio transmitting equipment, 43-206
- Radio wires and cables, 43-209
- Radiological technicians employed in hospitals, 83-508
- Radiological Technicians, Health Manpower, 83-324
- Radiologists employed in hospitals, 83-212, 83-516
- Radiology examinations in hospitals, 83-211
- Radios, auto, 42-210, 43-004
- Radios in households, 64-202
- Raffle tickets, 36-203
- Rafters, 35-205
- Rags, 34-210, 34-219
  - knitted, 34-215
- Rail fastenings, 42-211
- Rail transportation, *see* Group 52
- Railroad Rolling Stock Industry, 42-211
- Rails, steel, 41-203
- Railway
  - accidents, 52-207
- Railway — Concluded
  - carloadings, 11-003, 52-004
  - Carloadings, 52-001
  - cars, 42-211
  - employment, 52-212
  - equipment, miles travelled, 52-210
  - equipment, track and fuel statistics, 52-209
  - Express, 52-204
  - Freight Traffic
    - (annual), 52-205
    - (quarterly), 52-002
  - freight traffic, 52-211
  - Freight Traffic, 1961, Conversion to Standard Commodity Classification, 52-502
  - fuel origin and consumption, 52-209
  - operating and financial statistics, 52-208
    - summary, 52-207
  - Operating Statistics
    - (annual), 52-206
    - (monthly), 52-003
  - revenues, expenses and net income, 52-003, 52-208
  - rolling stock, 11-003, 42-211
  - spikes, 42-211
  - stations, value of construction work performed, 64-201
  - time tables and tariffs, 36-203
  - tracks, value of construction work performed, 64-201
  - traffic, 52-003
    - miles, 52-210
    - summary, 52-207
  - Transport
    - Part I, 52-207
    - Part II, 52-208
    - Part III, 52-209
    - Part IV, 52-210
    - Part V, 52-211
    - Part VI, 52-212
  - Transport Service Bulletin, 52-004
- Rainwear
  - men's and youths', 34-001, 34-216
  - women's and children's, 34-001, 34-217
- Raisins, 32-218
  - cleaned, packaged, etc., 32-224

- Ranges, 41-225, 43-204  
     and rangettes, 41-005  
     cooking, 41-005  
     electric, 43-203
- Rape, charges, convictions, sentences, 85-201
- Rapeseed, 22-002  
     crops, stocks, crushings, prices, 22-006  
     farm cash receipts, 21-001  
     meal, production, exports, prices, 22-006  
     oil, 32-006  
         and rapeseed meal, 22-001  
         production, exports, prices, 22-006  
     oilcake, 32-223  
     production and value, prices, 21-003  
     production, farm price and value, 21-507, 21-516  
     production, receipts, prices, etc., 22-201  
     production, shipments, 22-005  
     shipments, prices, stocks, etc., 22-001
- Raspberries  
     canned, 32-218  
     and frozen, 32-212  
     stocks, 32-011  
     domestic disappearance, 32-212  
     in cold storage, 32-217  
     per capita disappearance, 32-226  
     production and value, 21-003, 22-003  
     stocks, 32-010
- Rat poison, 46-209, 46-216  
     sales, 46-212
- Rates, labour participation, unemployment, 11-003, 71-001
- Rattan furniture, 35-211
- Raw hides, skins and finished leather, 11-003
- Raw Hides, Skins and Finished Leather, 33-001
- Rayon fabrics, 34-208
- Rayon tire fabrics, 34-205
- Razors, electric, 43-203
- Razors, safety, 41-208
- Reading  
     family expenditure, 62-535 to 62-537  
     farm family expenditure, 62-523
- Reading - Concluded  
     urban family expenditure, 62-530, 62-541
- Ready-mix Concrete Manufacturers, 44-211
- Ready-mixed concrete, 44-002, 44-205, 44-211
- Real Domestic Product  
     by Industry, 1961 Base, 61-506  
     by Industry of origin, 11-003  
     by Industry of Origin, Indexes, 1935-61, 61-505  
     index, 61-505, 61-506
- Real estate, capital and repair expenditure, 61-205, 61-206
- Real Estate, Finance, Insurance, Employment, Earnings, Hours of Work, 72-603
- Real Estate, Labour Costs, 72-610
- Real property taxes and rates, 68-201
- Real property taxes  
     government revenue from, 68-202  
     local government revenue from, 68-203, 68-204
- Receivers, telephone, 43-206
- Recent Proposals for Modifying and Extending the Measure of GNP, 13-558
- Record equipment, visible, 35-212
- Record players, 43-004, 43-205, 43-206  
     in households, 64-202
- Recording instruments, 47-206
- Records, phonograph, 47-004, 47-205  
     direct sales, 63-218
- Recreation  
     consumer price index, 62-001, 62-010  
     facilities, value of construction work performed, 64-201  
     family expenditure, 62-535 to 62-537  
     farm family expenditure, 62-523  
     federal government expenditure, 68-211  
     local (municipal) government expenditure, 68-203, 68-204  
     provincial government expenditure, 68-205, 68-207
- Statistical Digest, 66-202
- Survey of Selected Leisure Time Activities, 81-001 (Vol. 2, # 1)
- urban family expenditure, 62-540, 62-541



- Recreational Services, Accommodation,  
Food: Employment, Earnings and  
Hours of Work, 72-612
- Rectifiers, other than power, 43-207
- Redfish  
freezings and stocks, 24-001, 24-003  
landings, 24-002, 24-003, 24-201,  
24-202, 24-204 to 24-206
- Reducers, paint, 46-210
- Reed furniture, 35-211
- Reels, fishing, 47-204
- Reels, wooden, for wire cable, 35-209
- Refined Petroleum Products (Consump-  
tion of Petroleum Products), 45-208
- Refractories Manufacturers, 44-214
- Refractory mortars, 44-214
- Refrigerated display cases, 42-215, 43-  
006
- Refrigerated goods warehouses, storage  
facilities, 63-212
- Refrigeration equipment, 42-214, 43-  
006  
commercial, 42-215  
domestic, 43-204
- Refrigerators  
commercial and institutional, 43-006  
domestic, 11-003, 43-001, 43-204  
in households, 64-202  
industry selling price index, 62-011,  
62-528  
urban family expenditure, 62-540
- Regina census tracts  
1971, 95-724, 95-754
- Regional Cities, Consumer Price Index  
for, 62-009
- Regional public libraries, 81-205
- Register forms, 36-203  
interprovincial and foreign ship-  
ments, 31-515
- Registers  
cash, 42-216  
hot air, 41-225
- Registrations of motor vehicles, 53-219
- Regulations for motor vehicles, 53-217
- Regulators, 43-207  
(except voltage), 47-206
- Relative Importance of Age, Education  
and Marital Status for Participation in  
the Labour Force (Special Labour  
Force Studies, No. 5: Women Who  
Work, Part I), 71-509
- Religious denominations, *see* Census
- Religious Organization, Financial Sta-  
tistics, Selected, 61-211
- Relishes, 32-017, 32-218, 32-224
- Rent  
family expenditure, 62-535 to 62-  
537  
farm family expenditure, 62-523  
farm price index, 62-004  
urban family expenditure, 62-540
- Rental revenue of construction ma-  
chinery, 63-220, 63-516
- Report on  
Fur Farms, 23-208  
Livestock Surveys: Cattle, Sheep,  
23-004  
Livestock Surveys: Hogs, 23-005  
Livestock Surveys: Pigs, 23-005  
the Poultry Survey, 23-006
- Reports, printed, 36-203
- Reproduction paper, 36-206
- Research and development  
contracts and grants, 13-202  
expenditure, 13-509  
industrial, 13-203, 13-532  
expenditures in Canada, 13-403, 13-  
555
- Research, Awards for Graduate Study  
and, 81-565
- Research Hardbook, Market 1969, 63-  
514  
(annual), 63-224
- Research, Institutes, Expenditures of  
Provincial Non-profit, Industrial, 13-209
- Reservoirs, value of construction work  
performed, 64-201
- Residential construction, 64-002  
building input price indexes, 62-007,  
62-008  
building permits issued, 64-001, 64-  
203  
General Building Contracting In-  
dustry, 64-208  
value of construction work per-  
formed, 64-201
- Residents of Canada  
returning from overseas countries,  
66-001, 66-201  
returning from the United States,  
66-001, 66-201

- Residents of overseas countries visiting Canada, 66-001, 66-201
- Residents of the United States entering Canada, 66-001, 66-201
- Resin emulsion, sales, 46-001
- Resins, synthetic, 46-002, 46-211, 46-216, 46-219
- Resistors, electronic, 43-206  
fixed and variable, 43-004
- Restaurant  
chains, 63-210  
fixtures, 35-212  
furniture and fixtures, 35-211, 35-213  
meals, consumer price index, 62-010  
receipts, chain and independent, 63-011  
Statistics, 63-011
- Restaurants in shopping centres, 63-214
- Restaurants, value of construction work performed, 64-201
- Retail Chain Stores, 63-210
- Retail Commodity Survey, 1968, 63-518
- Retail credit, 11-003
- Retail dealers, instalment credit and charge accounts, 61-004
- Retail instalment credit, sales finance companies, 63-211
- Retail price indexes, 11-003, 62-001, 62-010, 62-011
- Retail Prices and Living Costs, Service Bulletin, 62-005
- Retail stores  
in shopping centres, 63-214  
in voluntary groups, 63-215  
retail trade, 11-003, 63-005, 63-209, 63-517, 63-519
- Retail trade, *see also* Stores, and individual types of stores (Food stores, Clothing stores, etc.)
- Retail Trade (*See also* Census)  
(annual), 63-209  
capital and repair expenditure, 61-205, 61-206, 61-504  
corporation financial statistics, 61-207  
labour costs, 72-615  
(monthly), 63-005  
Revisions to 1961-1966 Intercensal Estimates, 63-517
- Retail Trade - Concluded  
Revisions to 1966-1970 Postcensal Estimates, 63-519  
value of trade, 11-003
- Retarded children, special education, 81-537
- Retarded Children's Education Authority, schools, teachers, pupils, 81-537
- Retention rates, 81-530
- Revenue and expenditure of  
federal government, 11-003, 68-001, 68-202, 68-211  
governments, 68-001, 68-202  
local (municipal) governments, 68-203, 68-204  
provincial governments, 68-205, 68-207
- Revenue traffic of air carriers, 51-002
- Revenues  
from motor vehicle registrations, fuel taxes, 53-220  
of air carriers, 51-002  
of hospitals, 83-228
- Review of  
Employment and Average Weekly Wages and Salaries, 72-201  
Foreign Trade, 65-501  
Man-hours and Hourly Earnings, 72-202
- Revised Estimates of Population for Counties and Census Divisions, 1967 to 1970, 91-513
- Rhubarb, canned, 32-218  
and frozen, 32-212
- Rice, 32-224  
consumption, 32-226  
(minute), 32-228  
per capita disappearance, 32-226
- Rigid Insulating Board, 36-002
- Rings, jar, rubber, 33-206
- Rinses, hair, 46-215  
sales, 46-221
- Riots, charges, convictions, sentences, 85-201
- Rivets, 41-208, 41-216, 41-228
- Road and Street Mileage and Expenditure, 53-201

- Road  
emulsions, asphalt, 45-207  
graders, sales and rental revenue, 63-220, 63-516  
making machinery, 42-214  
rollers, sales and rental revenue, 63-220, 63-516  
scrapers, 42-214  
traffic accidents, 53-001, 53-206  
transport, *see* Group 53  
Transport, Service Bulletin, 53-006
- Roads  
and highways, value of construction work performed, 64-201  
contracting industry, 64-206  
provincial government expenditure, 68-205, 68-207
- Robbery  
charges, convictions, sentences, 85-201  
offences, 85-205
- Robes, men's and youths', 34-216
- Rock drills, sales and rental revenue, 63-220, 63-516
- Rock quarried, 26-201
- Rockfish, landings, 24-201, 24-208
- Rod weeders, 42-202  
sales, 63-203
- Rodenticides, 46-216  
sales, 46-212
- Rods  
fishing, 47-204  
welding, 41-216, 43-207  
wire, 41-203
- Roller and ice skates, 33-002, 33-203, 47-204
- Roller bearings, 42-214
- Rollers  
for window shades, 35-208  
land, 42-214  
printers', 46-216  
road, sales and rental revenue, 63-220, 63-516
- Rolls  
for adding machines, cash registers, etc., 36-206  
plain (bakery products), 32-203  
rubber, 33-206  
rubber covered or lined, 33-206
- Rompers, children's, 34-217
- Roof  
cements, 36-205  
coatings, liquid, 36-205  
drainage equipment, 41-227  
insulating board, 36-002, 36-204  
paint, 36-205  
trusses, wooden, 35-205
- Roofing  
aluminum and steel, 41-227  
asphalt, 36-205, 45-001  
paper, asphalt, 36-205
- Room air conditioners, 42-215  
*see also* Air conditioners
- Ropc, 34-203, 34-205
- Roses, greenhouse sales, 22-202
- Roses, nursery shipments, 22-203
- Rotary hoes and mowers, sales, 63-203
- Rotenone dusts, sales, 46-212
- Rouge, 46-215  
sales, 46-221
- Round mining timber, 25-202
- Roundwood, 25-201, 25-202
- Row boats, 42-205
- Row housing, new construction starts and completions, 64-002
- Rubber  
adhesives, 33-206, 46-216  
airplane parts, 33-206  
and Plastics Products Industries, Service Bulletin, 47-002  
and rubber products, *see* Group 33  
production, consumption, stocks, 11-003  
automobile parts, 33-206  
balls (toys), 47-204  
belts, 33-206  
cement, 33-206, 46-216  
clothing, 33-206  
door mats, 33-206  
fabrics, 33-206, 34-210  
footwear, 11-003, 33-002, 33-206  
gaskets and washers, 33-206  
gloves, 33-206  
heels, 33-206  
hose, 33-206  
Industries, 33-206  
fixed capital flows and stocks, 13-543  
R & D expenditure, 13-203  
industry machinery, 42-214

## Rubber — Concluded

linings, 33-206

mats, 33-206

Production, Consumption, Inventories, 33-003

Products Industries, 33-206

sanitary goods, 33-206

synthetic, shipments, 46-219

tape, 33-206

thread, 33-206

tires, 33-206

Rug underlay and cushioning (felt and rubber), 33-206

## Rugs, 34-221

automobile, 34-209

urban family expenditure, 62-540

Rulers, wooden, 35-208

## Rum

production and sales, 32-206

sales, 63-202

Runways, value of construction work performed, 64-201

Rust preventatives, 46-216

Rutabagas, per capita disappearance, 32-226

Rye (beverage), production and sales, 32-206

## Rye, 22-002

farm cash income, 21-511

farm cash receipts, 21-001

production and value, disposition, prices, 21-003

production, farm prices and value, 21-507

production, receipts, prices, etc., 22-201

production, shipments, 22-005

supply and disposition, 21-507, 21-516

supply, shipments, prices, 22-001

## S

Sabena, international air charter flights, seat and cargo capacity, 51-003

Sablefish, landings, 24-002, 24-003, 24-201, 24-208

Sachets, 46-215

sales, 46-221

Sacks for shipping, multi-wall, 36-207

Saddles, 33-205

## Safety

belts, automobile, 34-222

clothing, 34-218

glass, 44-207

goggles, 47-206

helmets, plastic, 47-208

razors, 41-208

regulations for motor vehicles, 53-217

Sail boats, direct sales, 63-218

Sailing craft, 42-205

Sails, canvas, direct sales, 63-218

Sails, canvas, synthetic materials, sail silk, 34-202

St. Catharines — Niagara Falls census tracts, 1971, 95-713, 95-743

St. John (N.B.) census tracts

1971, 95-703, 95-733

St. John's (Nfld.) census tracts

1971, 95-701, 95-731

St. Lawrence Seaway Authority, financial statistics, 61-203

Salad dressing, 11-003, 32-018, 32-218, 32-224

Salad oils, 11-003, 32-006, 32-213

per capita disappearance, 32-226

Salami, 32-221

industry selling price index, 62-011, 62-528

Salaries, *see also* Earnings

## Salaries

and Qualifications of Teachers in Public Elementary and Secondary Schools, 81-202

and Qualifications of Teachers in Universities and Colleges, 81-203

average weekly, by industry, 72-201, 72-504

by industry, 72-005

Employment Indexes, Average Weekly Wages and Salaries, Average Weekly Hours and Average Hourly Earnings, Monthly and Annual Statistics, Historical Series, January 1961-May 1965, 72-504

of hospital nursing personnel, 83-227, 83-401

of library school graduates, 81-532

of Teachers in Degree-granting Institutions, Part 1, General Characteristics, 81-241

## Salaries — Concluded

of Teachers in Degree-granting Institutions, Part II, Salaries Related to Experience, 81-242

Teachers, 81-202, 81-241, 81-242, 81-560

## Sales

alcoholic beverages, 63-202

and Purchases of Securities Between Canada and Other Countries, 67-002

and Stocks, Chain Stores, 63-001

and Stocks, Department Store, 63-002

Department Store, by Regions (monthly), 63-004

Farm Implement and Equipment

(annual), 63-203

(quarterly), 63-009

finance companies

credit statistics, 61-004

financial flow accounts, 13-002

financial statistics, 61-006

instalment credit, 63-211

Financing

(annual), 63-211

(monthly), 63-013

financing, 11-003

automobiles, 11-003, 63-208, 63-211

of Paints, Varnishes and Lacquers, 46-001

of Pest Control Products by Canadian Registrants, 46-212

of Toilet Preparations in Canada, 46-221

taxes

and rates, 68-201

federal government revenue, 68-001, 68-211

provincial government revenue, 68-011, 68-205, 68-207

## Salmon

family expenditure, 62-531

freezings and stocks, 24-001, 24-003

landings, 24-002, 24-003, 24-201 to 24-206, 24-208

Salt, 11-003, 26-007, 26-009, 26-201, 26-202

cake, *see* Sodium sulphate

family expenditure, 62-531

## Salt — Concluded

Mines, 26-214

production, shipments, consumption, 26-214

## Sanatoria

bed capacity, personnel, finances, 83-207

tuberculosis

list of, 83-201

patients, 82-212

value of construction work performed, 64-201

Sand, 26-201, 26-202

and Gravel Pits, 26-215

— lime blocks and bricks, 44-205

production and shipments, 26-215

Sandstone, 26-217

building stone, 44-213

Sandwich spread, 32-018, 32-218, 32-224

Sanitary goods, rubber, 33-206

Sanitary papers, 36-204

Sanitaryware, 41-009, 41-228

Sanitation, local government expenditure, 68-203, 68-204

Sardines, landings, 24-201, 24-204 to 24-206

Sarnia census tracts

1971, 95-717, 95-747

Sash, Door and Other Millwork Plants, 35-205

Sash, wooden, 35-205, 35-208, 35-213

Saskatchewan

Fisheries Statistics, 24-207

Manufacturing Industries, 31-207

Medical Services and Associated Diagnoses, 1971, 82-533

Survey of Education in the Western Provinces, 1969-70, 81-546

Telecommunications, telephones operated and calls reported, 56-202

Saskatoon census tracts

1971, 95-725, 95-755

Saucepans, domestic, electric, 43-203

Sauces

all kinds, 32-224

for meat, 32-017, 32-218, 32-227

vegetable (except sweet), 32-017

Sauerkraut, canned, 32-218

and frozen, 32-212

- Saugers  
 freezings and stocks, 24-001, 24-003  
 landings, 24-003, 24-201, 24-207
- Sault Ste. Marie census tracts, 1971,  
 95-718, 95-748
- Sausage, 11-003, 32-020  
 all kinds, 32-221  
 and sausage casing manufacturers,  
 32-221  
 casing, 32-221  
 family expenditure, 62-531  
 industry selling price index, 62-011,  
 62-528  
 pork, 32-221
- Saving  
 gross and net domestic, financial flow  
 accounts, 13-002  
 national, 11-003, 13-001, 13-201  
 personal net, 11-003, 13-001, 13-  
 201
- Sawdust, 35-205, 35-208  
 green, 35-204
- Sawmill machinery, 42-214
- Sawmills, 25-202  
 and Planing Mills and Shingle Mills,  
 35-204
- Sawn lumber, 35-206
- Saws  
 all types, 41-208  
 wood-cutting, 42-214
- Scaffolding, demountable, 42-214
- Scales (store equipment), 42-216
- Scallops  
 freezings and stocks, 24-001, 24-003  
 landings, 24-002, 24-003, 24-201 to  
 24-206
- Scarlet fever  
 cases, rates, trends, deaths and death  
 rates, 82-201  
 complaint and disability days, 82-518
- Scarves  
 fur, 34-213  
 knitted, 34-215  
 men's and youths', 34-216  
 women's and children's, 34-217
- Scholarships open to Canadian students,  
 81-406
- School  
 bags, leather, 33-205
- School - Concluded  
 boards  
 accounting manual, 12-528  
 and trustees, preliminary sta-  
 tistics, 81-201  
 public, financial statistics, 81-208  
 buildings, prefabricated, 35-215  
 drop-out rates, 81-530  
 enrolment, staff, finances, etc., *see*  
 Group 81  
 furniture, 35-205, 35-211 to 35-213  
 libraries  
 operating statistics, 81-206  
 preliminary statistics, 81-201  
 supplies, 36-203, 36-206  
 teachers, public elementary and  
 secondary schools, salaries and  
 qualifications, 81-202
- Schools, *see also* Elementary schools;  
 Secondary schools; Education; Univer-  
 sities; etc.
- Schools  
 Directory of Private Elementary and  
 Secondary Schools in Canada, 81-  
 562  
 finances, 81-208, 81-560  
 for the blind and deaf  
 advance statistics of enrolment,  
 81-220  
 enrolment, 81-210  
 enrolment, staff, 81-217  
 preliminary statistics, 81-201  
 in special education for exceptional  
 children, 81-537  
 of nursing  
 advance statistics of enrolment,  
 81-220  
 enrolment, graduates, etc., 81-209  
 of Social Work, Statistical Informa-  
 tion on, 81-228  
 preliminary statistics, 81-201  
 private and public, advance statistics  
 of enrolment, 81-220  
 private, directory of, 81-544  
 private elementary and secondary,  
 denomination, level, etc., 81-562  
 public, organization and administra-  
 tion, 81-535  
 Public Trade and Similar Institutions,  
 Educational Staff, 81-251  
 value of construction work per-  
 formed, 64-201

- Sciences, Natural, Federal Government Activities, 13-202
- Scientific Activities, Expenditures, Private Non-profit Organizations, 13-404
- Scientific and Professional Equipment Industries, 47-206
- Scientific and Professional Equipment Manufacturers, 47-206
- Scissors, 41-208
- Scooters, children's, 47-204
- Scouring pastes, powders and cakes, 46-214, 46-216
- Scoville, J.G.: The Job Content of the Canadian Economy, 1941, 1951 and 1961 (Special Labour Force Studies, No. 3), 71-507
- Scows and barges, 42-206
- Scrap Iron and Steel, 41-212
- Scraper handles, 35-206
- Scrapers, sales and rental revenue, 63-220, 63-516
- Screens  
     aluminum, direct sales, 63-218  
     vibrating, 42-214  
     window, metal, 41-221  
     window, wooden, 35-205
- Screws, 41-208, 41-216, 41-228
- Scribblers, 36-203, 36-206
- Sea fish, freezings and stocks, 24-001, 24-003
- Sea herring, freezings and stocks, 24-001, 24-003
- Seaborne shipping, 54-002, 54-202, 54-203, 54-206, 54-207
- Seal oil, 32-006
- Seal skins, 24-202, 24-205, 24-206
- Seals, 36-203
- Seals  
     landings, 24-002, 24-003, 24-201, 24-202, 24-205, 24-206  
     number and value of pelts, 23-207
- Seasonally Adjusted  
     Employment Indexes, 72-206  
     Labour Force Statistics, 71-201
- Seasonings, 32-224
- Seat covers, automobile, 34-222
- Seats, upholstered, 35-211, 35-213
- Seaway International Bridge Corporation Limited, financial statistics, 61-203
- Seaweeds, 24-002, 24-201, 24-203 to 24-205
- Secondary education  
     Atlantic Provinces, 81-545  
     finance, 81-208
- Secondary, Elementary Education, Financial Statistics, 81-250
- Secondary school  
     correspondence courses, 81-542  
     teachers, salaries and qualifications, 81-202
- Secondary schools, *see also* Education; Schools
- Secondary schools  
     advance statistics of enrolment, 81-220  
     Enrolment, 81-210  
     preliminary statistics, 81-201  
     private, enrolment and staff, 81-215
- Securities  
     Canadian and foreign, 67-001, 67-201, 67-505  
     international transactions, 67-002  
     issues and retirements, 11-003
- Security  
     price indexes, 62-011  
     prices, 11-003  
     transactions, 67-001  
     Transactions With Non-residents, 67-002
- Seed crops, forage, production and value, 21-003
- Seed, farm price index, 62-004
- Seed treatments, sales, 46-212
- Seeding machinery, 42-202  
     sales, 63-203
- Selected Dairy By-products, Service Bulletin, 32-024
- Selected Financial Statistics of Associations, 61-514
- Selected Financial Statistics of Charitable Organizations, 61-212
- Selected Financial Statistics of Religious Organizations, 61-211
- Selected Meat and Meat Preparations, 32-020
- Selected Statistics on Children, 91-508
- Selected Statistics on the Older Population of Canada, 91-507
- Selected Statistics on Technological Innovation in Industry, 13-555
- Selenium, 26-201, 26-202, 26-211, 26-219, 41-214



- Sentences for indictable offences, 85-201
- Service Bulletin
- Aviation Statistics Centre, 51-004
  - Communications, 56-001
  - Construction Price Statistics, 62-006
  - Education Science and Culture Division, 81-001
  - Electrical Products, 43-007
  - Energy Statistics, 57-002
  - Fabricated Metal Products, 41-009
  - Fish and Fish Products, 24-003
  - Fruit and Vegetable Preservation, 32-023
  - Law Enforcement, Judicial and Correctional Statistics, 85-001
  - Merchandising and Services Division, 63-012
  - Metals and Minerals, 41-010
  - Miscellaneous Industries, 47-003
  - Phonograph Records and Pre-recorded Tapes, 47-004
  - Railway Transport, 52-004
  - Retail Prices and Living Costs, 62-005
  - Road Transport, 53-006
  - Rubber and Plastics Products Industries, 47-002
  - Selected Dairy By-products, 32-024
  - Tobacco and Tobacco Products, 32-022
  - Vinyl-asbestos Floor Tile, 47-001
  - Water Transport, 54-003
- Service station equipment, 42-214
- Service stations
- chains, 63-210
  - sales and stocks, 63-001
  - in shopping centres, 63-214
  - retail trade, 11-003, 63-005, 63-209, 63-517, 63-519
  - value of construction work performed, 64-201
- Service Trades. *See also* Census
- Service trades, corporation financial statistics, 61-207
- Service trades in shopping centres, 63-214
- Set-up boxes, 36-203, 36-214
- Sewage
- sludge, 46-207
  - Sewage - Concluded
  - systems, value of construction work performed, 64-201
  - treatment equipment, 42-214
- Sewer
- pipe and brick, from domestic clays, 44-215
  - pipe, clay, 11-003, 44-005
  - pipe, concrete, 44-002, 44-205, 44-211
- Sewing machine cabinets and cases, 35-211, 35-213
- Sewing machines in households, 64-202
- urban family expenditure, 62-540
- Sex hormones, 46-209
- Shad, landings, 24-201, 24-204 to 24-206
- Shakes and shingles, 35-204
- Shale, 26-217
- Shampoo, hair, 46-215
- sales, 46-221
- Shavers, electric, 43-203
- Shaving preparations, 46-214, 46-215
- sales, 46-221
- Shawls, knitted, 34-215
- Sheathing board, asphalted, 36-002
- Sheating, gypsum, 44-003
- Sheep
- farm cash income, 21-502, 21-511
  - farm cash receipts, 21-001
  - leather, production, deliveries and stocks, 33-001
  - number on farms, 23-004
  - farm value, prices, 21-003, 21-514
  - farm value, slaughterings, marketings, 23-203
  - shorn, 21-003, 23-204
  - skins, 32-221, 33-001
- Sheet forms, 36-203
- Sheet music, 36-203
- Sheets, bed, 34-205, 34-210
- Shelf-lining paper, 36-206
- Shellfish
- freezings and stocks, 24-001, 24-003
- Shelter, *see also* Housing; Dwellings
- Shelter
- family expenditure, 62-535 to 62-537
  - farm family expenditure, 62-523
  - prices index, 62-001, 62-009, 62-010

## Shelter - Concluded

urban family expenditure, 62-540,  
62-541

## Shelving, 35-211 to 35-213

metal, 41-221, 41-227

## Sherbet, 23-201, 32-209

## Sherbrooke census tracts

1966, 95-606

1971, 95-706, 95-736

## Shift work pay

in education, libraries, museums,  
1974, 72-616

in finance, insurance and real estate,  
72-610

in manufacturing, 72-506, 72-510,  
72-612

in mines, quarries and oil wells, 72-  
511, 72-613

in trade (wholesale and retail), 72-  
615

## Shingle mill industry, 25-504

## Shingle mills, 25-202

## Shingle Mills, Sawmills and, 35-204

## Shingles, 11-003

asphalt, 36-205, 45-001

wooden, 35-204

## Ship arrivals and departures

coastwise and seaborne shipping, 54-  
002, 54-204

international seaborne shipping, 54-  
202, 54-203

## Shipbuilding and Repair, 42-206

## Shipments

from sawmills, 35-002, 35-003

in manufacturing industries, 11-003,  
31-001, 31-519, 31-520

Inventories and Orders in Manu-  
facturing Industries, 31-001

Inventories and Orders in Manu-  
facturing Industries, Historical Sup-  
plement, 1970-1973, 31-519

Inventories and Orders in Manu-  
facturing Industries, Historical Sup-  
plement, 1972-1974, 31-520

of Fruit and Ornamental Nursery  
Stock, 22-203

of new motor vehicles, 42-002

of Prefabricated Buildings of Own  
Manufacture, 35-215

of Prepared Stock and Poultry Feeds,  
32-004

## Shipping bags, polyethylene, 36-207

## Shipping Report

Part I: International Seaborne Ship-  
ping (by Country), 54-202

Part II: International Seaborne Ship-  
ping (by Port), 54-203

Part III: Coastwise Shipping, 54-204

Part IV: Origin and Destination for  
Selected Ports, 54-206

Part V: Origin and Destination for  
Selected Commodities, 54-207

## Shipping Statistics, 54-002

## Shipping traffic, 11-003

## Ships, 42-206

## Ships' machinery and fittings, 42-214

## Shirts

men's and youths', 34-001, 34-216

(underwear), knitted, 34-215

## Shoddy, 34-219

## Shoe

chain stores, 63-210

sales and stocks, 63-001

Factories and Boot and Shoe Find-  
ings Manufacturers, 33-203

linings, 34-215

ornaments, 33-203

polishes, 46-216

repair shops in shopping centres, 63-  
214

stores

in shopping centres, 63-214

retail trade, 11-003, 63-005, 63-  
209, 63-517, 63-519

## Shoes, 33-002, 33-203

doll's, 47-204

family expenditure, 62-535 to 62-  
537

felt, 34-210, 34-219

industry selling price index, 62-011,  
62-528

orthopaedic, 47-206

## Shopping bags, 36-207

## Shopping Centres in Canada

(annual), 63-214

## Shorn Wool Production, 23-204

## Short films, production, 63-206

Short Guide to Canadian Universities  
and Colleges, 81-240Short-term Variations in Student and  
Non-student Labour Force Participa-  
tion Rates, 1966-73, 71-523

- Shortening, 11-003, 32-006, 32-221, 32-224  
     family expenditure, 62-531  
     industry selling price index, 62-011, 62-528  
     per capita disappearance, 32-226
- Shorts  
     men's and youths', 34-001, 34-216 (underwear), knitted, 34-215  
     women's and children's, 34-001, 34-217
- Shoulder braces (orthopaedic), 47-206
- Shoulder pads, 34-218  
     (football), 47-204
- Shovels  
     crawler mounted, sales and rental revenue, 63-220, 63-516  
     power, 42-214  
     snow, 41-208
- Shower caps, rubber, 33-206
- Shower facilities in households, 64-202
- Shredders, sales, 63-203
- Shrimps  
     freezings and stocks, 24-001, 24-003  
     landings, 24-002, 24-003, 24-201, 24-208
- Shrubs, nursery shipments, 22-203
- Shuttles, wooden, 35-208
- Sick leave pay  
     in education, libraries, museums, 1974, 72-616  
     in finance, insurance and real estate, 72-610  
     in manufacturing, 72-506, 72-510, 72-612  
     in mines, quarries and oil wells, 72-511, 72-613  
     in trade (wholesale and retail), 72-615
- Sickness, *see also* Illness
- Sickness  
     average number of days, 82-518  
     survey, 82-518
- Sidewall shakes, processed, 35-208
- Siding, aluminum and steel, 41-227
- Sidings  
     felt, 36-205  
     shingle type, 36-205
- Signal systems (traffic, fire, etc.), 43-206
- Signs  
     and Displays Industry, 47-209  
     metal, 41-227
- Silent motion pictures and filmstrips, production, 63-206
- Silicon carbide, crude, 44-202
- Silo unloaders, sales, 63-203
- Silver, 11-003, 26-007, 26-008, 26-201, 26-202, 26-209, 26-211, 41-214  
     average annual prices, 26-201, 26-209, 41-214  
     cobalt deposits, drilling completed, 26-207  
     Copper-Gold - Gold Quartz, 26-209  
     gold-copper deposits, drilling completed, 26-207  
     lead-zinc deposits, drilling completed, 26-207  
     Lead-Zinc Mines, 26-216  
     Lead and Zinc Production, 26-008  
     polish, 46-216  
     production and sources, 41-214  
     production, consumption, 26-216
- Silverware, 47-211
- Simulated pearls, 47-211
- Singers, festival competitions, 81-558
- Sinks, 41-009
- Sinusitis, chronic  
     complaint and disability days, 82-518
- Skate, landings, 24-205
- Skates (ice and roller), 33-002, 33-203, 47-204
- Skewers, meat, 35-206
- Ski, pants  
     men's and youths', 34-001, 34-216  
     women's and children's, 34-001, 34-217
- Skiffs, 42-205
- Skiing equipment and supplies, 47-204
- Skin diseases  
     complaint and disability days, 82-518
- Skins  
     dressed, 34-213  
     and hides, 32-221, 33-001
- Skirts, women's and children's, 34-001, 34-217
- Skis, snow and water, 47-204
- Skunk, number and value of pelts, 23-207
- Skydomes, plastic, 47-208
- Slacks  
     men's and youths', 34-216

- Slacks -- Concluded  
     women's and children's, 34-001, 34-216, 34-217
- Slag, basic, 46-207
- Slaughtering  
     and Meat Processors, 32-221  
     number of cattle and calves, 23-203  
     stocks, 11-003
- Sleeping bags, 34-202, 34-210
- Sleighs  
     children's, 47-204  
     farm, 42-202
- Slides (playground equipment), 47-204
- Slims, women's and children's, 34-001, 34-217
- Slip cover fabrics, 34-208
- Slip covers, 35-211
- Slippers, 33-002  
     felt, 34-219  
     housewear, 33-203  
     indian, 33-203
- Slips, women's and children's, 34-217
- Smallpox, cases and deaths, 82-201
- Smelting and Refining, 41-214
- Smelts  
     freezings and stocks, 24-001, 24-003  
     landings, 24-002, 24-003, 24-201 to 24-207
- Smocks, 34-216, 34-217
- Smoked meat, 32-221
- Smokestacks, 41-223
- Smoking  
     jackets, men's and youths', 34-216  
     sets, 35-214  
     urban family expenditure, 62-541
- Snack foods, 32-228
- Snap beans, acreage, production and value, 21-003
- Snapdragons, greenhouse sales, 22-202
- Snow  
     blowers, 42-214  
         tractor mounted, sales, 63-203  
     fencing, 35-208  
     ploughs, 42-214  
     removal revenues, nursery trades industry, 22-203  
     shovels, 41-208  
     skis, 47-204  
     suits, children's, 34-217
- Snowmobiles, 42-212  
     family expenditure, 62-535 to 62-537, 62-540
- Snowmobiles -- Concluded  
     in households, 64-202
- Snuff, 32-225
- Soap, 32-223, 46-215, 46-216  
     bars, chips, flakes, etc., 46-003, 46-214  
     consumer price index, 62-010  
     family expenditure, 62-535 to 62-537  
     household, direct sales, 63-218  
     industry selling price index, 62-011, 62-528
- Soaps and Synthetic Detergents, 46-003
- Soapstone, 26-201, 26-202  
     and Talc Mines, 26-218  
     production, shipments, consumption, 26-218
- Soccer balls, 47-204
- Social insurance and pension funds, contributions, 13-201
- Social security funds, financial flow accounts, 13-002
- Social welfare  
     federal government expenditure, 68-211  
     local government expenditure, 68-203, 68-204  
     provincial government expenditure, 68-205, 68-207
- Social Work, Statistical Information on Schools of, 81-228
- Social workers employed in hospitals, 83-212, 83-515
- Socio-cultural Characteristics of Elementary and Secondary Students, 1971, 81-561
- Socio-economic Characteristics of the Population Age 14 to 24, 1967, 13-541
- Sod, sales, 22-203
- Soda biscuits, 32-016, 32-202, 32-203
- Soda straws, 32-206
- Sodium  
     chlorate, 46-002  
     compounds, 46-219  
     hydroxide, 46-002  
     sulphate, 26-201, 26-202  
         (natural), production, consumption, 26-220
- Sofa beds, 35-211, 35-213
- Sofas, 35-211, 35-213
- Soft Drink  
     cases, 35-209

- Soft Drink – Concluded
  - Manufacturers, 32-208
  - syrups, 32-208
- Soft drinks, 11-003
  - carbonated, bottled and canned, 32-208
  - concentrated, 32-208
  - family expenditure, 62-531
  - industry selling price index, 62-011, 62-528
  - production and shipments, 32-001
  - wholesale trade, 63-008, 63-521
- Softball bats, 35-208
- Softballs, 47-204
- Softboard, insulating, 36-204
- Softwood, 35-001
  - doors, 35-004
  - logging, 25-202
  - plywood, 35-206
    - production, shipments and stocks, 35-001
  - veneers and plywood, 35-206
- Soil fumigants, sales, 46-212
- Soil packers, 42-202
- Soil pulverizers, sales, 63-203
- Solders, all kinds, 41-215
- Sole leather, 33-001, 33-202
- Soles
  - freezings and stocks, 24-001, 24-003
  - landings, 24-002, 24-003, 24-201, 24-206, 24-208
- Soles, rubber, 33-206
- Some Methods of Analysing Cross-classified Census Data – The Case of Labour Force Participation Rates (Special Labour Force Studies, Series B, No. 3), 71-515
- Sonar equipment, 43-206
- Sorters and graders (fruit and vegetable), sales, 63-203
- Sound equipment, electronic, 43-206
- Soup, 32-224
  - canned, 11-003, 32-017, 32-212, 32-218
  - family expenditure, 62-531
  - mixes, 32-224
- Souvenir chain shops, 63-210
- Soybean
  - crushings, 21-003, 22-006, 32-006
  - meal, production, exports, prices, 22-006
- Soybean – Concluded
  - oil and meal, 22-001
  - oil, production, prices, 22-006
  - oilcake, 32-223
- Soybeans, 22-001
  - crops, stocks, crushings and prices, 22-006
  - farm cash receipts, 21-001
  - production and value, 21-003
  - production, farm price and value, 21-501, 21-507, 21-516
  - shipments, prices and exports, 22-201
- Space heaters, 41-005, 43-003, 43-203
- Space, R & D expenditures, 13-202
- Spades, 41-208, 42-202
- Spaghetti, 32-018, 32-221, 32-224
- Spark plugs, 42-210
- Spats, 33-205, 34-216
- Special Care Facilities, List, 83-221
- Special Care Facilities and Programs, Non-institutional, 1971-72, 83-519
- Special Labour Force Studies, Series A
  - No. 1: Educational Attainment of the Canadian Population and Labour Force, 1960-65, 71-505
  - No. 2: Annual Work Patterns of the Canadian Population, 1964, 71-506
  - No. 3: The Job Content of the Canadian Economy, 1941, 1951 and 1961, 71-507
  - No. 4: Geographic Mobility in Canada, October 1964-October 1965, 71-508
  - No. 5: Women Who Work, Part I – The Relative Importance of Age, Education and Marital Status for Participation in the Labour Force, 71-509
  - No. 6: Labour Force Characteristics of Post-war Immigrants and Native-born Canadians, 1956-67, 71-510
  - No. 7: Educational Attainment in Canada; Some Regional and Social Aspects, 71-512
  - No. 8: Underutilization of Manpower in Canada, 71-513
  - No. 9: Workers With Long Hours, 71-518

- Special Labour Force Studies, Series B  
 No. 1: The Demographic Background to Change in the Number and Composition of Female Wage-earners in Canada, 1951 to 1961, 71-511  
 No. 2: Women Who Work, Part II - Married Women in the Labour Force: The Influence of Age, Education, Child Bearing Status and Residence, 71-514  
 No. 3: Some Methods of Analysing Cross-classified Census Data - The Case of Labour Force Participation Rates, 71-515  
 No. 4: Married Female Labour Force Participation: A Micro Study, 71-516  
 No. 5: Cycles and Trends in Labour Force Participation: 1953-1968, 71-517
- Specified Chemicals, 46-002
- Specified Domestic Electrical Appliances, 43-003
- Spectacles, frames and lenses, 47-206
- Spencer, Byron G., and John D. Allingham: Women Who Work, Part II - Married Women in the Labour Force: The Influence of Age, Education, Child Bearing Status and Residence (Special Labour Force Studies, Series B, No. 2), 71-514
- Spencer, Byron G., and Dennis C. Featherstone: Married Female Labour Force Participation: A Micro Study (Special Labour Force Studies, Series B, No. 4), 71-516
- Spices, ground, mixed, etc., 32-224
- Spinach  
   acreage and production, 21-505, 22-003  
   and value, 21-003, 21-512, 22-003  
   canned, 32-218  
   and frozen, 32-212  
   in cold storage, 32-217  
   per capita disappearance, 32-226  
   stocks, 32-010
- Spinal braces, 47-206
- Sponge rubber goods, 33-206
- Sponges and pads, 41-228
- Spools, wooden, 35-208
- Spoolwood, 35-204
- Sporting equipment, 34-202, 47-204
- Sporting Goods  
   and Toy Industries, 47-204  
   and Toy Industry, 47-204  
   chain stores, 63-210  
   leather, 33-205
- Sports clothing, 34-001, 34-216, 34-217
- Spotlight fixtures, 43-211
- Spray painting equipment, 42-214
- Spraying equipment, farm, 42-202  
   sales, 63-203
- Sprays, hair, 46-219  
   sales, 46-221
- Spreads  
   cheese, 32-213  
   sweet, 32-213, 32-224
- Spring seeding, 21-003, 22-002
- Springs  
   bed, 35-211, 35-213  
   coil, leaf and flat, 42-210  
   wire, 35-213
- Sprinkler system contractors, 64-204
- Spruce  
   lumber, 25-202, 35-002, 35-003, 35-204, 35-206  
   plywood, 35-001, 35-206
- Squash  
   canned, 32-212, 32-218  
   stocks, 32-010, 32-217
- Squash equipment and supplies, 47-204
- Squid, landings, 24-002, 24-003, 24-202, 24-205, 24-206
- Squirrels, number and value of pelts, 23-207
- Stabilizers, food, 32-224
- Stackers, 42-214
- Stainless steel, 41-221, 41-223, 41-227, 41-228
- Stains, including varnish, 46-210
- Stair treads, rubber, 33-206
- Stairs, prefabricated, 35-205
- Stampings, metal, 41-227, 42-210
- Stamps  
   postage, revenue, 36-203  
   rubber and metal, 33-206, 47-205
- Standard Commodity Classification Manual  
   Volume I: The Classification, 12-502



- Standard Geographical Classification Manual, Volume I, The Classification, 12-545
- Standard Geographical Classification Manual, Volume II, Numerical Index, 12-546
- Standard Geographical Classification Manual, Volume III, Alphabetical Index, 12-547
- Standard Geographical Classification Manual, Volume IV, Alphabetical Index by Province, 12-552
- Standard Industrial Classification Manual, 12-501
- Staples, 41-006, 41-216
- Starch, 32-224
- Statements, printed, 36-203
- Stationery, 36-203, 36-206  
and Book Stores, Independent, Operating Results, 63-424  
chain stores, 63-210  
printed, 36-203  
sales through campus book stores, 63-219
- Stations  
central electric, 11-003, 57-001, 57-202, 57-204  
filling, *see* Service Stations
- Statistical  
Information on Schools of Social Work in Canada, 81-228  
Observer, 11-005  
Profiles of Educational Staff in Community Colleges, 81-227  
Report on the Operation of the Unemployment Insurance Act, 73-001  
Review, Canadian 11-003
- Statistics Canada Catalogue of Publications, 11-204
- Statistics Canada Daily, 11-001
- Statistics Canada Weekly, 11-002
- Statistics of  
Criminal and Other Offences, 85-201  
Low Income in Canada  
1967, 13-536  
1969, 13-553  
Private Business Colleges, 81-213  
Private Elementary and Secondary Schools, 81-215  
Private Trade Schools, 81-214
- Statistics of – Concluded  
Private Trade Schools and Business Colleges, 81-214  
Special Education for Exceptional Children, 1966, 81-537
- Statues and statuettes, 47-205
- Staves, headings, wooden, 35-204, 35-208
- Steam  
boilers, 41-223, 41-225, 41-228  
engines, 42-214  
equipment, inventory of, 57-206  
irons, electric, 43-003, 43-203  
turbines, 42-214
- Stearic acid, 46-219
- Steel  
awnings, doors, windows, 41-221  
cable, 41-226, 41-228  
castings, 41-001, 41-004, 41-203, 41-220, 41-226, 41-228  
cutlery, 41-208  
drums and barrels, 41-227  
forgings, 41-001, 41-203, 41-228  
ingots and castings, 11-003, 41-001, 41-002, 41-004, 41-203, 41-220, 41-226, 41-228  
Ingots and Pig Iron, 41-002  
Mills, Productivity Trends in Industry, 14-503  
nails, tacks, staples, 41-006, 41-216  
partitions, 41-221  
Pipe and Tube Mills, 41-220  
pipe and tubing, 41-004, 41-220, 41-226, 41-228  
plate, 41-203, 41-207, 41-223  
production, 11-003, 41-001, 41-004, 41-203, 41-220, 41-226, 41-228  
rails, 41-203  
roofing and siding, 41-227  
scrap, 41-212  
shapes, forgings, 41-001, 41-203, 41-228  
stainless, 41-221, 41-223, 41-227, 41-228  
structural, 41-203, 41-207, 41-221, 41-223, 41-228  
wholesale trade, 63-008, 63-521  
windows, 41-221  
wire and fencing, 41-006, 41-216  
Wire and Specified Wire Products, 41-006



- Stenciling, 34-210
- Stencils, 47-205
- Step ladders, 35-208
- Stereotyping, 36-203
- Sterling silver holloware and flatware, 47-211
- Still gas, supply and demand, 57-505
- Still gas, supply and disposition, 45-004
- Stillbirths, 84-201, 84-202
- Stock
- exchange statistics, 11-003
  - feeds, 21-003, 32-004, 32-214
- Stockings, 34-215
- elastic, 47-206
- Stocks, common and preferred
- international transactions, 67-002
  - price index, 11-003, 62-011
- Stocks of
- Canned Foods, 32-011
  - Dairy and Frozen Poultry Products, 32-009
  - Food Commodities in Cold Storage and Other Warehouses, 32-217
  - Frozen Meat Products, 32-012
  - Fruit and Vegetables, 32-010
  - Meat and Lard, 32-012
- Stokers
- domestic and commercial, 42-214
  - mechanical, 41-223, 41-225
- Stoles, fur, 34-213
- Stone, 26-201, 26-202
- artificial, 44-205, 44-211
  - crushed, 26-215, 26-217, 44-002
  - Products Manufacturers, 44-213
  - Quarries, 26-217
- Stones, sharpening, 44-202
- Stoneware, 44-215
- clay, 44-005
- Storage
- and Moving, Household Goods, 53-221
  - batteries, 42-210, 43-005, 43-208
  - cold, 11-003, 32-009, 32-212, 32-217
  - tanks, 41-207, 41-223, 41-227
- Store
- and Office Machinery Manufacturers, 42-216
  - furniture and fixtures, 35-205, 35-211 to 35-213
  - machinery, 42,216
- Stores, *see individual types* (Food, Clothing, etc.)
- Storm
- and screen doors, aluminum and steel, 41-221, 41-227
  - sewers, value of construction, 64-201
- Stout, 32-205
- Stove
- elements, electric, 43-207
  - oil, 45-004, 45-205, 45-208
  - pipes, 41-227
  - polish, 46-216
- Stoves
- and Furnaces, 41-005
  - fuel oil, 41-005, 41-225, 43-204
  - gas, 41-225, 43-204
  - ranges, grills, 41-005, 41-225, 43-203, 43-204
  - industry selling price index, 62-011, 62-528
  - urban family expenditure, 62-540
- Straps, leather, 33-202, 33-205
- Strawberries, 21-003, 22-003
- canned, 32-011, 32-212, 32-218
  - consumption, 32-212
  - frozen, 32-212
  - per capita disappearance, 32-226
  - stocks, 32-010, 32-011, 32-217
- Straws, paper, 36-206
- Street
- cars, passenger revenue and mileage, 53-003, 53-216
  - lighting equipment, 43-210, 43-211
  - mileage and expenditure, 53-201
- Streets, contracting industry, 64-206
- Streets, value of construction, 64-201
- Streptomycin, 46-209
- Strikes, time lost, 11-003
- String, 34-205
- Strollers, doll, 47-204
- Structural
- Metal Industry, Fabricated, 41-207
  - steel, 41-001, 41-203, 41-207, 41-221, 41-223, 41-228
  - tile, 44-002, 44-005, 44-215, 44-216
- Stucco, cement, 44-205
- Student, *see also* Education, Schools, etc.
- Student Aid in Canada, Federal and Provincial, 81-236

- Student, labour force participation rates, 1966-73, 71-523
- Student Progress Through the Schools, by Age and Grade  
1965, 81-530
- Students in Canadian Community Colleges, 81-222
- Students in Public Trade Schools and Similar Institutions, 81-239
- Studio equipment, radio and television, 43-206
- Studio lounges, 35-211, 35-213
- Stuffed animals, toy, 47-204
- Sturgeon, landings, 24-002, 24-003, 24-201, 24-204 to 24-207
- Subscriptions, revenue from, 36-203
- Subsidies, government expenditures, 68-001
- Subways  
passenger revenue and mileage, 53-003, 53-216  
value of construction, 64-201
- Succession duties, 68-001, 68-201, 68-202, 68-205, 68-207
- Suckers, landings, 24-201, 24-204, 24-207
- Sucrose, 32-222
- Sudbury census tracts  
1971, 95-719, 95-749
- Sugar  
beets, 21-003, 21-501, 21-503, 21-507, 21-516, 22-002, 22-503  
farm cash receipts, 21-001  
  
butter, 32-218, 32-224  
cane, 21-003, 32-013, 32-222  
Cane and Beet Sugar Processors, 32-222  
confectionery, 11-003, 32-016, 32-213  
icing, 32-013, 32-222  
industry selling price index, 62-011, 62-528  
invert, 32-222  
maple, 22-204, 32-013, 32-222, 32-224  
per capita disappearance, 32-226  
production, sales, stocks, 11-003, 21-003, 32-013  
refined, production, stocks, imports and exports, consumption, 32-222
- Sugar — Concluded  
Refineries, 32-222  
indexes of output per person employed and per man-hour, 14-506  
Situation, 32-013  
syrup, 32-222
- Suicide Mortality, 1950-1968, 84-528
- Suicide Ratios, Canadian, Local Areas and Urban Centres, 1970-72, 84-530
- Suicides, *see also* Deaths
- Suitcase and trunk hardware, 33-204, 41-208
- Suitcases and trunks, leather, 33-205, 41-208
- Suits  
bathing, 34-001, 34-215, 34-217  
family expenditure, 62-535 to 62-537  
knitted, 34-001, 34-215  
men's and youths', 34-001, 34-216, 34-217  
ski, 34-001, 34-216, 34-217  
women's and children's, 34-001, 34-217
- Sulphate  
ammonium, 46-219  
of ammonia, 46-207, 46-219, 46-220  
of potash, 46-207, 46-219, 46-220  
pulp, 11-003, 36-204
- Sulphite, pulp, 11-003, 36-204
- Sulphonamide, 46-209
- Sulphur, 26-201, 26-202, 26-220, 26-501  
dioxide, liquid, 46-219
- Sulphuric acid, 46-002, 46-219  
interprovincial and foreign shipments, 31-517
- Summary of  
Exports, 65-002  
External Trade, 65-005  
Imports, 65-005
- Summer fallow, acreage, 21-003, 22-002, 22-005, 22-503
- Sump pumps, 42-214
- Sunflower seed, 21-003, 21-507, 21-516, 22-001, 22-006  
oil, 22-006, 32-006
- Sunglasses, 47-206
- Sunscreen preparations, 46-215  
sales, 46-221

Superphosphate, 46-207, 46-219, 46-220

Supplement to  
the Canadian Statistical Review, Section I  
(annual), 11-206  
(weekly), 11-004

Surgeons and Physicians, Health Manpower, 83-223

Surgical  
belts, 33-206, 47-206  
clothing, 34-216, 34-217  
dressings, 34-210  
instruments, 47-206

Procedures and Treatments  
(annual), 82-208  
Deaths and Case Fatality Rates, 1968, 82-531  
1968, 82-529

Survey, Canadian Sickness, 82-518

Survey of  
Adult Education, 81-207  
Canadian Nursery Trades Industry, 22-203  
Consumer Finances, Vol. I: Selected Reports, 1970, 13-550  
Consumer Finances, Vol. II: Selected Reports, 1970, 13-551  
Education Finance, 81-208  
Education in the Atlantic Provinces, 1969-70, 81-545  
Education in the Western Provinces, 1969-70, 81-546  
Elementary and Secondary Education, 81-210  
Higher Education  
Part I: Fall Enrolment in Universities and Colleges, 81-204  
Part II: Degrees, Staff and Summary, 81-211  
Libraries, 81-403  
Part I: Public Libraries, 81-205  
Part II: Academic Libraries, 81-206  
Part III: Library Education, 1960-1965, 81-532  
Pension Plan Coverage, 1965, 74-506  
Production, 61-202  
Trusted Pension Plans, Quarterly, 74-001  
Vocational Education and Training, 81-209

Surveys, New, 11-006

Suspenders, 34-212, 34-216, 34-218

Swathers, 42-202  
sales, 63-203

Sweat shirts, 34-001, 34-215, 34-216

Sweaters, 34-001, 34-215 to 34-217

Sweepers, carpet, *see* Vacuum cleaners

Sweeping compounds, 46-216

Swimming pools, construction, 64-201

Swine  
concentrates, 32-004, 32-214  
feeds, 32-004, 32-214  
numbers, 21-003, 23-005, 23-203, 32-221

Swings, playground, 47-204

Switch boxes, electrical, 43-210

Switchboards, telephone, 43-206

Switchgear and protective equipment, 43-207, 43-210

Swordfish, landings, 24-201, 24-202, 24-205

Synthetic  
detergents, 46-003, 46-214, 46-216  
resin film, 33-206, 46-216  
resins, 46-002, 46-211, 46-219  
rubber, 33-003, 33-206, 46-216  
Textile Mills, 34-208  
Productivity Trends, 14-502  
textiles, 11-003, 34-208  
yarns, 34-208

Syringes, 33-206

Syrup-making machinery, 41-227, 42-214

Syrup, maple, 22-204

Syrups, fountain, fruit, beverage, 32-018, 32-208, 32-218, 32-224

System of National Accounts  
Balance of Payments and International Investments  
Canadian Balance of International Payments and International Investment Position, 67-201  
Canadian Balance of International Payments - A Compendium of Statistics from 1946 to 1965, 67-505  
Quarterly Estimates of the Canadian Balance of International Payments, 67-001  
Canadian Balance of International Payments, 67-201

## System of National Accounts — Concluded

## Domestic Product by Industry

Index of Industrial Production, 61-005

Indexes of Real Domestic Product by Industry (Including the Index of Industrial Production), 61-005

Indexes of Real Domestic Product by Industry of Origin, 1935-61, 61-505

Indexes of Real Domestic Product by Industry, 1961 Base, 61-506, 61-510

Survey of Production, 61-202

## Financial Flow Accounts

(quarterly), 13-002

## Input-output Tables

Input-output Structure of the Canadian Economy  
Volume I, 15-501  
Volume II, 15-502

Input-output Structure of the Canadian Economy, 1961-66, 13-505E

## National Income and Expenditure Accounts

(annual), 13-201

(quarterly), 13-001

Volume 1. The Annual Estimates, 1926-1974, 13-531

Volume 2. The Quarterly Estimates, 1947-1974, 13-533

Volume 3. A Guide to the National Income and Expenditure Accounts, Definitions, Concepts, Sources, Methods, 13-549E

## Productivity Studies

Aggregate Productivity Trends, 14-201

Indexes of Output per Person Employed and per Man-hour in Canada, Commercial Non-agricultural Industries, 14-501

Productivity Trends in Industry  
Report No. 1: Synthetic Textile Mills, Breweries, Pulp and Paper Mills, 1947-61, 14-502 |

Report No. 2: Iron and Steel Mills, 1959-68, 14-503

## T

T-shirts, knitted, 34-215, 34-217

## Table

cloths, 34-210

lamps, 35-214

tops, 35-205, 35-211, 35-213

Tables, cutting, 35-205

Tables, Life, Canada and Provinces, 84-532

Tablets, drawing and writing, 36-203, 36-206

Tacks, 41-006, 41-216

Taffy, maple, production and value, 22-204

Tags, shipping, 36-203, 36-206, 36-214  
interprovincial and foreign shipments, 31-515

Tailgate loaders, 42-217

Tailors' canvas fronts, 34-218

Take-out food shops in shopping centres, 63-214

Talc, 26-201, 26-202, 26-218

and Soapstone Mines, 26-218

Talcum powder, 46-215

sales, 46-221

Tandan, Nand K.:

Underutilization of Manpower in Canada (Special Labour Force Studies, No. 8), 71-513

Workers With Long Hours (Special Labour Force Studies, Series A, No. 9), 71-518

Tank bodies for trucks, 41-223, 42-217

## Tanks

metal, 41-207

pressure, storage, septic, etc., 41-207, 41-223, 41-227

rubber covered or lined, 33-206

wooden, 35-208

Tantalum, 20-219

## Tape

fabric, 33-206

gummed, 36-206

plastic and rubber, 33-206

pressure-sensitive, 47-002

recorders in households, 64-202

sound-recording, 47-205

telegraph and ticker, 36-206

Tapes, pre-recorded, 47-004

Tar, refined, 46-216

Tarmack, shipments, 35-204

- Tarpaulins, 34-202
- Tax levies, receipts
  - federal, 68-001, 68-201E, 68-202, 68-211
  - local, 68-001, 68-202, 68-203
  - provincial, 68-001, 68-201E, 68-202, 68-205 to 68-207
- Taxable income of corporations, 61-208
- Taxation Statistics, Corporation, 61-208
- Taxes
  - and Rates, Principal, Federal, Provincial and Local Governments, 68-201
  - family expenditure, 62-535 to 62-537, 62-541
  - gasoline, 53-220
- Tea
  - blended, 32-018, 32-224
  - family expenditure, 62-531
  - industry selling price index, 62-011, 62-528
  - instant, 32-224
  - per capita disappearance, 32-226
- Teachers
  - colleges, 81-201, 81-220
  - correspondence courses, 81-542
  - in Degree-granting Institutions, Citizenship, 81-244
  - in Degree-granting Institutions, Qualifications and Age, 81-243
  - private business colleges, qualifications and salaries, 81-213
  - private elementary and secondary schools, 81-215
  - public elementary and secondary schools, 81-202
- Public Elementary and Secondary Schools, Salaries and Qualifications, 81-202
- Salaries, 81-241, 81-242, 81-250, 81-560
- Salaries in Degree-granting Institutions, Part I: General Characteristics, 81-241
- Salaries in Degree-granting Institutions, Part II, Salaries Related to Experience, 81-242
- special education for exceptional children, 81-537
- universities and colleges, 81-201, 81-203, 81-240
- Teachers -- Concluded
  - Universities and Colleges, Salaries and Qualifications, 81-203
- Technical Report on Population Projections for Canada and the Provinces, 1972-2001, 91-516
- Technical schools and institutes, 81-209, 81-222
  - private, directory, 1965, 81-534
- Technicians, Radiological, Health Manpower, 83-224
- Technological Innovation in Industry, Selected Statistics on, 13-555
- Telecommunications
  - equipment, 43-205 to 43-207
  - R & D expenditures, 13-202
  - Statistics, 56-201
- Telegrams transmitted, 56-201
- Telegraph
  - and Cable Statistics, 56-201
  - lines, value of construction, 64-201
- Telephone
  - directories, 36-203
  - family expenditure, 62-535 to 62-537
  - farm family expenditure, 62-523
  - lines, value of construction, 64-201
  - materials, production, 43-206
  - Statistics
    - (annual), 56-203
    - Preliminary Report on Large Systems, 56-202
    - wires and cables, 43-209
- Telephones
  - in households, 64-202
  - number, calls, 56-202, 56-203
  - production, 42-206
- Typewriters in service, 56-203
- Television
  - advertising, 56-204, 63-201, 63-501, 63-512
  - and Radio Broadcasting
    - (annual), 56-204
  - cabinets, 35-211
  - Cable, 56-205
  - film production, 63-206
  - households with receivers, 64-202
  - radio chain stores, sales and stocks, 63-001
  - radio stores, retail trade, 63-005, 63-209, 63-517, 63-519

- Television — Concluded  
 receivers, 11-003, 43-004, 43-205  
 industry selling price index, 62-011, 62-528  
 stations, construction, 64-201  
 transmitting equipment, 43-206  
 urban family expenditure, 62-540  
 wires and cables, 43-209
- Tellurium, 26-201, 26-202, 26-211, 26-219, 41-214
- Temperature instruments, 47-206
- Tennis  
 courts, construction, 64-201  
 equipment and supplies, 47-204
- Tent campgrounds, 63-204
- Tent trailers, 42-217
- Tents, 34-202  
 direct sales, 63-218  
 domestic, commercial, industrial, 34-202  
 trailer tents, 34-202
- Terminals, bus, boat and air, construction, 64-201
- Terry goods, 34-205
- Terylene, 34-208
- Tetanus, cases and deaths, 82-201
- Textbooks, 36-203  
 sales through campus book stores, 63-219
- Textile  
 Dyeing and Finishing Plants, 34-206  
 industries, fixed capital flows and stocks, 13-543  
 Industries, Miscellaneous, 34-210  
 industries, R & D expenditures, 13-203  
 machinery, 42-214  
 Mills, Synthetic, Indexes of Output per Person Employed and per Man-hour, 14-502  
 products, industry selling price index, 62-011, 62-528
- Textiles, 11-003, 34-001, 34-202, 34-205, 34-208 to 34-210, 34-212, 34-213, 34-215 to 34-219, 34-221  
 household, family expenditure, 62-535 to 62-537, 62-540  
 synthetic, 34-208
- Thallium, 26-219
- Theatre furniture, 35-211 to 35-213
- Theatres  
 in shopping centres, 63-214  
 Motion Picture, and Film Distributors, 63-207  
 value of construction, 64-201
- Theatrical film production, 63-206
- Theft  
 charges, convictions, sentences, 85-201, 85-205
- Therapeutic Abortions, Canada, 82-211
- Therapeutic services, hospital, 83-229
- Thermocouples, 47-206
- Thermometers, 47-206
- Thermostats, 47-206
- Thinners, paint, 46-001, 46-210
- Thorium, 26-201, 26-202, 26-219
- Thread, rubber, 33-206
- Three Rivers, *see* Trois-Rivières
- Threshers, 42-202
- Throws, bed, 34-209
- Thumb tacks, 41-216
- Thunder Bay census tracts, 1971, 95-720, 95-750
- Ticker tape, 36-206
- Tickets, printed, 36-203
- Tie plugs, 35-206
- Ties  
 neck, 34-216  
 wooden, 25-201, 35-003, 35-204
- Tile  
 acoustic, 36-002, 36-206  
 ceramic, 44-005, 44-215, 44-216  
 culvert, concrete, 44-002, 44-205, 44-211  
 floor, 47-205  
   glazed, 44-005, 44-215, 44-216  
   hardwood, 35-203, 35-205  
 plastic, 47-208  
 rubber, 33-206  
 structural, 44-005, 44-215  
 wall, glazed, 44-005, 44-215, 44-216
- Tilling machines, 42-202  
 sales, 63-203
- Timber, *see* Forestry
- Time  
 lost through work stoppages, 11-003  
 recorders, 42-216

## Time - Concluded

Series Analysis and Projections of  
Crime Rates, Canada, 1949-1971,  
85-502

Series, Models for, 12-548  
tables, printed, 36-203

Tin, 26-201, 26-202, 26-219, 41-214,  
41-215

alloys, 41-215  
cans, 41-227  
ware, 41-227

## Tints, hair, 46-215

sales, 46-221

## Tire and Battery Shops

chain, 63-210  
in voluntary groups, 63-215

## Tire fabrics, rayon, nylon, 34-205

## Tire repair material, 33-206

## Tires, pneumatic, 33-206

industry selling price index, 62-011,  
62-528

## Tissue

facial, 36-206  
paper, 36-204

## Titanium

dioxide, 26-201, 26-202  
ore, 26-201, 26-202

## Toasters, electric, 43-003, 43-203

## Tobacco

acreage, 11-003, 21-003, 22-205  
and Tobacco Products, Service Bulletin, 32-022  
and Tobacco Products Statistics, 32-014  
chewing, 32-225  
consumer price index, 62-001, 62-010  
farm cash receipts, 21-001, 21-511  
farm family expenditure, 62-523  
industries, fixed capital flows and stocks, 13-543  
industry selling price index, 62-011, 62-528  
Leaf, Acreage, Production and Value, 22-205  
machinery, 42-214  
pouches, leather, 33-205  
production, stocks, consumption, 11-003, 32-014, 32-225  
Products Industry, 32-225  
stocks, 32-022

## Tobacco - Concluded

taxes, revenues, 68-001, 68-201, 68-202, 68-205, 68-207, 68-211  
urban family expenditure, 62-530, 62-540  
wholesale trade, 63-008, 63-521

## Toboggans, 47-204

## Toffee, 32-016, 32-213

## Toilet

bowls, 41-009  
cleaner, 46-214, 46-216  
facilities in households, 64-202  
paper, 36-204, 36-206  
preparations, 46-209, 46-214, 46-215  
family expenditure, 62-535 to 62-537  
sales, 46-221  
Preparations Manufacturers, 46-215  
seats, 41-009, 47-208  
soaps, 46-003, 46-214, 46-215  
tanks, 41-009  
waters, 46-215  
sales, 46-221

## Toiletry cases, 33-205

## Toiletware, 47-211

## Toluol, 41-203

## Tomato

catsup, juice and soup, 32-011, 32-017, 32-212, 32-218, 32-224  
consumption, 32-212  
pulp, paste, puree, 32-017, 32-212, 32-218

## Tomatoes

canned, 32-011, 32-212, 32-218  
consumption, 32-212  
fresh, 21-003, 21-507, 21-516, 22-003  
greenhouse sales, 22-202  
per capita disappearance, 32-226

## Tomcod, landings, 24-201, 24-203, 24-204, 24-206

## Tongue, beef, pork, etc., canned, 32-221

## Tonsillitis

complaint and disability days, 82-518

## Tool, Hardware and Cutlery Manufacturers, 41-208

## Tools

carpenters' and mechanics', 41-208, 41-227



- Tools - Concluded
  - hand and small, 41-208
  - industry selling price index, 62-011, 62-528
  - urban family expenditure, 62-540
- Tooth
  - brushes, electric, 43-003, 43-203
  - paste, powder, 46-215
  - sales, 46-221
- Top soil, sales, 22-203
- Topcoats, 34-001, 34-216
- Toppings, 32-224
- Toronto census tracts
  - 1971, 95-721, 95-751
- Tourism, Statistical Digest, 66-202
- Tourist cabins, value of construction work performed, 64-201
- Tourist trade, 66-001, 66-002, 66-201, 66-501
- Towelling, 34-205
- Towels, 34-205, 34-210
  - paper, 36-204, 36-206
  - terry, plain, huck, 34-205
- Towers, transmission, 41-207
- Toy
  - chain stores, 63-210
  - Sporting Goods, Industries, 47-204
  - vehicles, 42-212
- Toys and games, 47-204, 47-208
  - plastic, 47-208
  - rubber, 33-206, 47-208
  - wooden, 35-208, 47-208
- Track and field equipment, 47-204
- Tractor
  - fuel, 45-004, 45-208
  - loaders, sales, 63-203
- Tractors
  - farm price index, 62-004
  - farm, sales, 63-009, 63-203
  - industrial, 42-214
- Tracts, census, *see* Census; *see also* *various cities* (Toronto, Montreal, etc.)
- Trade book sales through campus book stores, 63-219
- Trade of Canada, 11-003, 65-001 to 65-007, 65-202, 65-203
  - Canadian International Trade Classification, Numeric Index, 12-544
  - Commodity Classification, 12-520E
- Exports
  - by Commodities, 65-004
  - by Countries, 65-003
- Exports - Concluded
  - Summary of, 65-002
  - Volume II, 65-202
- Imports
  - by Commodities, 65-007
  - by Countries, 65-006
  - Summary of, 65-005
  - Volume III, 65-203
- Review of Foreign Trade, 65-501
- Summary of Foreign Trade, 65-001
- Trade, retail, 11-003, 63-005, 63-209, 63-505, 63-510, 63-513, 63-517, 63-519
- Retail
  - (annual), 63-209
  - (monthly), 63-005
- Revisions to the 1961-1966 Inter-censal Estimates, 63-517
- Revisions to the 1966-1970 Post-censal Estimates, 63-519
- Trade Labour Costs in Canada, 72-615
- Trade schools, 81-201, 81-207, 81-214, 81-239, 81-534, 81-542
  - and Business Colleges, Private, Statistics, 81-214
  - and Similar Institutions Public, Educational Staff, 81-251
  - Continuing Education, 81-227
  - correspondence courses, 81-542
  - private, directory, 1965, 81-534
  - Private, Statistics of, 81-214
  - Similar Institution, 81-239
- Trade, tourist, 66-001, 66-002, 66-201
  - Canadian Travel Survey, 1971, 66-501
- Travel Between Canada and Other Countries
  - (annual), 66-201
  - (monthly), 66-001
- United States Vehicles Entering Canada, 66-002
- Trade, wholesale, 11-003
  - Wholesale, 63-008
  - Wholesale Trade, 1951-1968, 63-515
  - Wholesale Trade, 1961-1971, 63-521
- Traffic accidents, *see* Accidents
- Traffic Enforcement, and Crime, 85-205
- Traffic Enforcement Statistics, 85-206
- Traffic signals, 43-206
- Trailer campgrounds, 63-204

- Trailer regulations, 53-217
- Trailer tents, 34-202
- Trailers, 42-214, 42-217
- Training in Industry, 1969-70, 81-555
- Training on the job, 81-238
- Training Schools, 85-208
- Training schools, 85-207
- Trans-Canada Airlines, historical background, 51-501
- Trans-Canada Highway, expenditure, 53-201
- Trans International, international air charter flights, seat and cargo capacity, 51-003
- Trans World Airlines, international air charter flights, seat and cargo capacity, 51-003
- Transair Ltd.
  - financial statement, 51-206
  - international air charter flights, seat and cargo capacity, 51-003
  - operating revenues and expenses, 51-001
  - operating statistics, 51-002
- Transavia Holland, international air charter flights, seat and cargo capacity, 51-003
- Transcontinental and Regional Air Carrier Operations, 51-001
- Transfer payment, government, 68-001
- Transfers, decalcomania, 36-203
- Transformers and parts, 43-207
- Transit companies, 53-002, 53-003, 53-216
- Transit, Urban, 53-216
- Transmission
  - belting, leather, 33-205
  - belting, rubber, 33-206
  - equipment, 42-214
  - machinery, 42-214
  - towers, 41-207
- Transmissions, 42-210
- Transmitters, radio, television and telephone, 43-206
- Transplanters, 42-202
  - sales, 63-203
- Transport, *see also* Railway; Water; Air; Highway
- Transportation
  - consumer price index, 62-001, 62-009, 62-010, 62-518
  - family expenditure, 62-535 to 62-537, 62-541
  - farm family expenditure, 62-523
  - federal government expenditure, 68-211
  - labour costs, 72-611
  - local government expenditure, 68-203
  - provincial government expenditure, 68-205, 68-207
  - Pupil Transportation in Canada, 81-237
  - R & D expenditures, 13-202
- Trapping, number and value of pelts, 23-207
- Travel
  - Between Canada and Other Countries
    - (annual), 66-201
    - (monthly), 66-001
  - Between Canada, the United States and Other Countries, 66-001
  - family expenditure, 62-535 to 62-537, 62-541
  - International, Advance Information, 66-002
  - irons, 43-205
  - Survey, Canadian, 1971, 81-001 (Vol. 3, #7)
  - Tourism and Outdoor Recreation, A Statistical Digest, 66-202
  - trailers, 42-217
- Traveller Accommodation Statistics, 63-204
- Travs. 47-208
- Treads, rubber, 33-206
- Treasury bills, 11-003, 67-002
- Treatments, seed, sales, 46-212
- Trees, nursery shipments, 22-203
- Trenchers, sales and rental revenue, 63-220, 63-516
- Trestles, value of construction work performed, 64-201
- Tricycles, 47-204
- Trois-Rivières, census tracts
  - 1971, 95-707, 95-737
- Trolley coaches, passenger revenue, mileage, 53-003, 53-216
- Trophies, 47-211

- Trout  
  freezings and stocks, 24-001, 24-003  
  landings, 24-002, 24-003, 24-201,  
    24-206 to 24-208
- Truck  
  and trailer registrations, 53-219  
  Body and Trailer Manufacturers, 42-  
    217  
  cabs, 42-217  
  campers, 42-217  
  licence fees, 53-217  
  regulations, 53-217
- Trucking, *see* Motor Vehicles; Road  
  Transport
- Trucks, 11-003, 42-001, 42-002, 42-202,  
  42-209  
  farm price index, 62-004  
  industrial, 42-214  
  industry selling price index, 62-011,  
    62-528
- Trunks, leather, 33-205
- Trusses  
  surgical, 33-206, 47-206  
  wooden, 35-205
- Trust companies, financial flow ac-  
  counts, 13-002, 61-006
- Trusted Pension Plans, Financial Sta-  
  tistics  
  (annual), 74-201  
  (quarterly), 74-001
- Tuberculosis  
  cases, rates, trends, deaths and death  
    rates, 82-201, 84-531  
  complaint and disability days, 82-518  
  Handbook for Reporting, 12-513  
  Incidence of, 82-001  
  Institutional Statistics, Services and  
    Finances, Volume II, 83-207  
  sanatoria, list, 83-201  
  Statistics, Morbidity and Mortality,  
    82-212  
  Trends, 82-205
- Tubes  
  electronic, 43-004, 43-205, 43-206  
  mailing, 36-206  
  metal, collapsible, 41-228  
  picture, TV, 43-004, 43-205  
  pipes, iron and steel, 11-003, 41-004,  
    41-220  
  plastic, 47-208  
  rubber, 33-206, 42-210  
  textile winding, 36-206
- Tubing  
  copper, 41-224  
  iron, 41-004, 41-220  
  lead, 41-215  
  plastic, 47-002, 47-208  
  rubber, 33-206  
  steel, 11-003, 41-001, 41-220
- Tubs  
  concrete, 44-002, 44-205  
  galvanized, 41-227  
  steel, cement and plastic, 41-009  
  wooden, 35-208
- Tug boats, 42-206  
  departures, 54-203, 54-204
- Tuition and Living Accomodation Costs  
  at Canadian Degree-granting Univer-  
  sities and Colleges, 81-219
- Tuition costs, 81-240
- Tulips, greenhouse sales, 22-202
- Tullibee  
  freezings and stocks, 24-001, 24-003  
  landings, 24-002, 24-003, 24-201,  
    24-207
- Tumblers, glass, 44-207
- Tuna  
  freezings and stocks, 24-001, 24-003  
  landings, 24-002, 24-003, 24-201,  
    24-204, 24-205, 24-208
- Tungsten, 26-201, 26-202, 26-219, 41-  
  214
- Tunnels, value of construction work  
  performed, 64-201
- Turbines, hydraulic and steam, 42-214
- Turbo fuel, 45-004, 45-208
- Turbot  
  freezings and stocks, 24-001, 24-003  
  landings, 24-002, 24-003, 24-201,  
    24-202
- Turkey feeds, 32-004, 32-214
- Turkey meat  
  canned, 32-218  
  consumption, production, 21-003,  
    23-202, 32-226, 32-227  
  family expenditure, 62-531  
  fresh and frozen, 32-227  
  industry selling price index, 62-011,  
    62-528  
  per capita disappearance, 32-226  
  stocks, 32-009, 32-217, 32-227
- Turkeys, number on farms, 21-003, 23-  
  006, 23-202, 23-203

Turnips, 21-507, 21-516, 22-003  
 Twine, 34-203, 34-205  
     and Cordage Industry, 34-203  
 Type of Ownership and Size of Establishment Engaged in Manufacturing in Canada, 31-210  
 Typesetting, 36-203  
 Typewriter paper, 36-206  
 Typewriter supplies, 47-205  
 Typewriters, 42-216

## U

Umbrellas, 47-205  
 Underslips, 34-001, 34-212, 34-215 to 34-217  
 Undertakers' supplies, 34-210  
 Underutilization of Manpower in Canada (Special Labour Force Studies, No. 8), 71-513  
 Underwear, 34-001, 34-212, 34-215 to 34-217  
 Unemployed, 11-003, 71-001, 71-201  
     and employed by level of education, 71-505  
     and employed, work patterns, 71-506  
     Individuals and Their Families, Incomes of, 13-552  
     vocational training, 81-238  
 Unemployment, 71-001  
     Facts About the Unemployed, 71-520  
     insurance, 11-003, 73-001, 73-201  
     Insurance Act  
         Report on the Operations (monthly), 73-001  
     Insurance Claims, 1946-55, 73-503  
     insurance fund, federal government revenue and expenditure, 68-211  
     insurance payment, education, libraries, museums, 1974, 72-616  
     insurance payments, finance, insurance and real estate, 72-610  
     insurance payments, manufacturing industries, 72-506, 72-510, 72-612  
     insurance payments in mines, quarries and oil wells, 72-511, 72-613  
     insurance payments in trade (wholesale and retail), 72-615

Uniforms, 34-001, 34-216, 34-217  
 Union wage rates, indexes, 62-007, 62-008  
 Unions, labour, *see* Labour unions  
 United Airlines, international air charter flights, seat and cargo capacity, 51-003  
 United States  
     Canadian-born in, 1900-50, 91-501  
     population by level of education, 71-505  
     residents entering Canada, 66-001, 66-201  
     Vehicles Entering Canada, 66-002  
 Universal Airlines, international air charter flights, seat and cargo capacity, 51-003  
 Universities, *see also* Schools; Education  
 Universities  
     and Colleges, a Short Guide to, 81-240  
     and Colleges of Canada, 81-230  
     and Colleges, Salaries and Qualifications of Teachers, 81-203  
     Continuing Education, 81-225  
     courses and financial assistance available, fees, etc., 81-230  
     Degrees, Diplomas, Certificates Awarded by Degree-granting Institutions, 81-211  
     Fall Enrolment in Universities and Colleges, 81-204  
     Income and Expenditure, 81-212  
     Instructional Media, Atlantic Provinces, 81-231  
     Instructional Media, Ontario, 81-233  
     location, background, etc., 81-230  
     preliminary statistics, enrolment, etc., 81-201, 81-220  
 University  
     and College Libraries, 81-218  
     and College Libraries in Canada, 81-206  
     Awards for Graduate Study and Research, 1971, 81-551  
     cost of a year at, 81-219  
     courses through correspondence, 81-542  
     Education Growth, 1960-61 to 1971-72, 81-559

- University – Concluded  
 enrolment and degrees granted, 81-201, 81-204, 81-220  
 finances, revenues and expenditures, 81-208, 81-212  
 libraries, circulation, etc., 81-201, 81-205, 81-206, 81-403  
 Post-secondary Student Population Survey, 1968-69, 81-543  
 Student Expenditure and Income in Canada, 1956-57, 81-509  
 teachers, numbers, salaries, qualifications, 81-203  
 Teachers, Salaries and Qualifications, 81-203  
 transfer programs, enrolment, graduates, 81-222  
 Tuition and Living Accommodation Costs at Canadian Degree-granting Universities and Colleges, 81-219  
 Unsatisfied judgement funds, 53-220  
 Upholstered furniture, 35-213  
 Upholstery  
 fabrics, 34-208, 34-209  
 leather, 33-202  
 springs, 41-216  
 Upper leather, 33-001, 33-202  
 Uranium, 26-007, 26-201, 26-202, 26-219  
 Urban, *see also* City  
 Urban Family Expenditure, 1972, 62-541  
 Urban Family Expenditure on Shelter and Household Durables, 1971, 62-540  
 Urban Family Food Expenditure, *see also* Family Food Expenditure  
 Urban Transit  
 (annual), 53-216  
 (monthly), 53-003  
 Urea, 46-002, 46-207  
 formaldehyde, 46-211  
 (fertilizer grade), sales, 46-207  
 herbicides, sales, 46-212  
 interprovincial and foreign shipments, 31-517  
 Utensils, cooking, 41-227  
 Utensils, kitchen, direct sales, 63-218  
 Utilities  
 capital and repair expenditure, 61-205, 61-206  
 Utilities – Concluded  
 corporation financial statistics, 61-207  
 farm family expenditure, 62-523  
 labour costs in, 72-611  
 urban family expenditure, 62-540  
 Utility  
 (electric) companies, operating and financial statistics, 57-202  
 (electrical), construction price index, 62-526  
 (gas) companies, operating and financial statistics, 57-205  
 industries, R & D expenditures, 13-203  
 plants, value of construction work performed, 64-201
- ## V
- Vacation homes, urban family expenditure, 62-540  
 Vacation pay, education, libraries, museums, 1974, 72-616  
 Vacation pay, finance, insurance and real estate, 72-610  
 Vacation pay, manufacturing industries, 72-506, 72-510, 72-612  
 Vacation pay, mines, quarries and oil wells, 72-511, 72-613  
 Vacation pay trade (wholesale and retail), 72-615  
 Vaccines, 46-209  
 Vacuum bottles, 47-208  
 Vacuum cleaners, 43-003, 43-203  
 households with, 64-202  
 industry selling price index, 62-011, 62-529  
 urban family expenditure, 62-540  
 Valves, 41-226 to 41-228  
 regulators, except voltage, 47-206  
 Vanadium, 26-219  
 Vancouver census tracts  
 1971, 95-728, 95-758  
 Variety stores  
 in shopping centres, 63-214  
 in voluntary groups, 63-215  
 retail trade, 63-005, 63-209, 63-517, 63-519  
 Varnish removers, 46-210

## Vaults, burial

- concrete, 44-205
- metal, 35-210
- sales through funeral directors, 63-520, 63-523

## Veal, 32-220, 32-221

- consumption, disappearance, 21-003, 32-220
- family expenditure, 62-531
- industry selling price index, 62-011, 62-528
- per capita disappearance, 32-226
- stocks, 21-003, 23-203, 32-012, 32-217

## Vegetable

- and fruit canners and preservers, 32-017
- baskets, 35-209
- graders, sales, 63-203
- juices, 32-212, 32-218
- Oil Mills, 32-223
- oils, 32-006, 32-221, 32-223
- oilseed crushings, stocks, 22-001
- parchment, 32-206
- preparations, 32-017, 32-218
- Preservation, Service Bulletin, 32-023
- Processing Industries, 32-218
- sorters and graders, sales, 63-203

## Vegetables

- acreage and production, 21-003, 21-507, 21-516, 22-003
- canned, 32-011, 32-017, 32-212, 32-218
- per capita consumption, 32-226
- consumer price index, 62-010, 62-518
- family expenditure, 62-531, 62-532
- farm cash income, 21-001, 21-502, 21-511
- farm family expenditure, 62-523
- farm net income, 21-202
- frozen, 32-218
- and in brine, 32-010, 32-224
- Fruit Preparations, 32-017
- greenhouse sales, 22-202
- industry selling price index, 62-011, 62-528
- per capita disappearance, 32-226
- Production, Agricultural Statistics Handbook
  - Part I: Field Crops, 1921-1974, 21-516

## Vegetables - Concluded

- stocks in cold storage, 21-217
- stocks of Fruit and, 32-010
- wholesale trade, 63-008, 63-521

## Vehicle Manufacturers, Miscellaneous, 42-212

## Vehicles

- horse drawn, 42-212
- motor, *see* Motor vehicles; Automobiles; Trucks
- toy, 47-204

## Vending Machine Operators (annual), 63-213

## Vending machines, 42-214

## Veneer

- and plywood industry, 25-504
- and Plywood Mills, 35-206
- logs, 35-204
- products, 35-206
- wirebound boxes, 35-209

## Veneers, production, shipments and stocks, 35-001

## Venereal diseases, cases and deaths, 82-201

## Venetian blinds, 34-202, 47-205

## Ventilating

- contractors, principal statistics, 64-204
- controls, 47-206
- equipment, 42-214

## Ventilators and ducts, 41-227

## Verandah curtains, 34-202

## Verandah furniture, 35-208, 35-211, 35-213

## Vermicelli, 32-018, 32-224

## Vermiculite, expanded, 44-210

## Vessel arrivals and departures

- coastwise and seaborne, 54-002, 54-204
- international seaborne, 54-202, 54-203

## Vessels

- commercial, production, 42-206
- naval, all types, 42-206

## Vests, 34-202, 34-215, 34-216

## Veterans' pensions, federal government expenditure, 68-211

## Veterinary medicines, 46-209

## Victoria census tracts

- 1971, 95-729, 95-759

## Video tape, 63-206

- Vinegar, 32-017, 32-218  
 Vines, nursery shipments, 22-203  
 Vinyl-asbestos Floor Tile, Service Bulletin, 47-001  
 Vinyl chloride resin, interprovincial and foreign shipments, 31-517  
 Vinyl coated fabrics, 34-210  
 Violent deaths, *see* Deaths  
 Viscose fabrics, 34-208  
 Vital statistics, *see also* Births; Deaths; Marriages  
   Vital statistics, 11-003, 84-001, 84-201 to 84-206, 84-501 to 84-524, 84-527 (final annual report), 84-202  
     Preliminary Annual Report, 84-201 (quarterly report), 84-001  
     Trends, 1921-54, 84-501  
     Vol. I: Births, 84-204  
     Vol. II: Marriages and Divorces, 84-205  
     Vol. III: Deaths, 84-205  
 Vitamin oil, 24-205, 24-206, 24-208  
 Vitamins, 46-209  
 Vocational  
   and Technical Training, 81-209  
   correspondence courses, 81-542  
   education, government expenditure, 81-208  
   education, schools, enrolment, staff, 81-201, 81-209, 81-222, 81-526, 81-534, 81-542  
   Training, Publicly Supported, Involving the Private Sector, 81-238  
 Vodka, 32-206  
   sales, 32-206, 63-202  
 Volleyball equipment, 47-204  
 Voluntary Group Stores, 63-215  
 Voters' lists, 36-203  
 Vulcanizing equipment, 42-214
- W**
- Wadding, cotton, 34-219  
 Wading pools, 47-204  
 Waffle irons, domestic, electric, 43-003, 43-203  
 Wages  
   Employment Indexes, Average Weekly Wages and Salaries, Average Weekly Hours and Average Hourly Wages — Concluded  
     Earnings, Monthly and Annual Statistics, Historical Series, January 1961-May 1965, 72-504  
     farm, 21-002, 21-003, 72-005  
     labour income, 72-005  
     Review of Man-hours and Hourly Earnings, 72-202  
     salaries, industrial, 11-003, 72-201, 72-202, 72-205, 72-504, 72-505  
     union, 62-007, 62-008  
 Wagons, farm, 42-202, 42-212  
 Wall and floor tile, glazed, 44-005, 44-215, 44-216  
 Wallboard  
   gypsum, 11-003, 44-003  
   hardboard, rigid, 36-001, 36-002, 36-204  
 Wallets, leather, 33-205  
 Wallpaper, 36-206  
 Walnut  
   production, shipments and stocks, 35-001  
   veneuers and plywood, 35-206  
 Wardair, international air charter flights, seat and cargo capacity, 51-003  
 Wardrobes, 35-211  
 Warehouses, Stocks of Food Commodities in Cold Storage, and Other, 32-217  
 Warehouses, value of construction work performed, 64-201  
 Warehousing, 53-006  
   General Merchandise and Refrigerated Goods, 63-212  
 Warm air furnaces, 41-005, 41-225, 43-204  
 Wash basins, 41-009  
 Washboards, wooden, 35-208  
 Washers and gaskets, 33-205, 33-206  
   leather, 33-205  
   rubber, 33-206  
 Washing compounds, 46-003, 46-214  
 Washing machines  
   and Clothes Dryers, Domestic, 43-002  
   domestic, 11-003, 43-002, 43-204  
   in households, 64-002  
   urban family expenditure, 62-540  
 Watch bracelets, 47-211  
 Watches and watch cases, 47-206



## Water

- bottles, 33-206
- coolers, 42-215, 43-006
- family expenditure, 62-535 to 62-537, 62-541
- heaters, 41-008, 41-225, 43-203
- ices, 32-209
- mineral, natural and artificial, 32-208
- paints, 46-001, 46-210
- pipe, concrete, 44-002, 44-205, 44-211
- pumps, 42-202, 42-214
  - (for vehicle engines), 42-210
- resources, R & D expenditures, 13-202
- sewage treatment equipment, 42-214
- skis, 47-204
- softeners, 42-214
- stations, value of construction work, 64-201
- supply and source in households, 64-202
- systems, 42-202, 42-214
  - sales, 63-203
- tank heaters, domestic, 43-007
- transport accidents, deaths, 54-205
- Transport Service Bulletin, 54-003
- Transportation, 54-205
- transportation, 54-002, 54-003, 54-202 to 54-207

Waterproof clothing, 34-001, 34-216, 34-217

Waterproof plastic footwear, 33-002, 33-206

## Waterworks

- and sewage systems, value of construction, 64-201
- chemicals used, 46-401
- local (municipal) government expenditure, 68-203, 68-204

Wave sets, 46-215

sales, 46-221

## Wax

- beans, canned and frozen, 32-212
  - stocks, 32-010
- bees, 23-007
- floor, 46-210, 46-216
- furniture, 46-216

Waxed paper, 36-206

Weasel, number and value of pelts, 23-207

Weather, R & D expenditures, 13-202

Weather stripping, 33-206

Weddings, *see* Marriages; Vital statistics

Weed killers, 46-216

sales, 46-212

Weeding machinery, 42-202

sales, 63-203

Weekly Bulletin, Statistics Canada, 11-002

Weekly Supplement to the Canadian Statistical Review, 11-004

Weighing scales, 42-216

Weight regulations for motor vehicles, 53-217

## Welding

apparatus, electric, 43-207

machinery, 42-214

rods, 41-216, 43-207

Welfare Facilities, Non-institutional, 83-519

## Welfare plans

federal government expenditure, 68-211

local (municipal) government expenditure, 68-203, 68-204

provincial government expenditure, 68-205, 68-207, 68-503

Well-drilling machinery, 42-214

Wells, gas and oil, R & D expenditures, 13-203

Western Provinces, Education in, 1971-72, 81-557

Whale boats, 42-205

Whale oil, 32-006

Whales, landings, 24-002, 24-003, 24-201, 24-202, 24-208

Wharves, value of construction, 64-201

Wheat, 11-003, 21-003, 22-002, 22-005, 22-201

domestic disappearance, 22-005

farm cash income, 21-001, 21-511

flour, 11-003, 21-003, 32-003, 32-228

prices, 21-003, 22-005

Review, 22-005

Wheel and brake parts, motor vehicle, 42-210

Wheel chairs, 47-206

- Varnishes, 11-003, 46-001, 46-210
- Wheels, abrasive, 44-202
- Whey butter, 23-201, 32-002, 32-209
- Whisks, 47-205
- Whisky, 32-206  
sales, 63-202
- Whitefish  
freezings and stocks, 24-001, 24-003  
landings, 24-002, 24-003, 24-201,  
24-204, 24-206 to 24-208
- Whittingham, Frank J.: Educational  
Attainment of the Canadian Popula-  
tion and Labour Force, 1960-1965  
(Special Labour Force Studies, No. 1),  
71-505
- Whittingham, Frank J., and Bruce W.  
Wilkinson: Work Patterns of the Cana-  
dian Population, 1964 (Special Labour  
Force Studies, No. 2), 71-506
- Wholesale  
Merchants: Merchandising Businesses  
Survey, 63-601  
prices, 11-003, 62-001, 62-011  
trade, *see also* Census  
Trade  
(monthly), 63-008  
1951-1968, 63-515  
1961-1971, 63-521  
Trade, Labour Costs, 72-615
- Wicker furniture, 35-211
- Wieners, 32-020, 32-221  
family expenditure, 62-531  
industry selling price index, 62-011,  
62-528
- Wigs, 47-205
- Wildcat, number and value of pelts,  
23-207
- Wilkinson, Bruce W., and Frank J.  
Whittingham: Work Patterns of the  
Canadian Population, 1964 (Special  
Labour Force Studies, No. 2), 71-506
- Willow furniture, 35-211
- Wilton carpets and rugs, 34-221
- Winches, 42-214
- Windbreakers, 34-216, 34-217
- Window  
blinds and shades, 34-202, 34-210  
frames, 34-205, 41-227  
glass, 44-207  
screens, 35-205, 41-221  
shade rollers, 35-208
- Window - Concluded  
units and parts, 35-205  
units, multi-pane, 44-207
- Windows  
aluminum, 41-221  
direct sales, 63-218  
memorial, 44-207  
metal, 41-221, 41-227  
multi-pane, 44-207  
wooden, 35-205, 35-208, 35-211,  
35-213
- Windrowers, 42-202
- Windshields for motor vehicles, 42-210
- Windsor census tracts  
1971, 95-722, 95-752
- Wine, 32-207  
family expenditure, 62-535 to 62-  
537  
sales, 63-202
- Wineries, 32-207
- Winkles, landings, 24-204 to 24-206
- Winnipeg census tracts  
1971, 95-723, 95-753
- Wipers and rags, 34-210, 34-219
- Wire  
and Wire Products Manufacturers,  
41-216  
barbed, 41-006, 41-216  
brass and copper, 41-216  
cable, 41-216  
Cable Manufacturers, Electric, 43-  
209  
clothes lines, 41-216  
electric, 43-209  
fencing, 41-006, 41-216  
galvanized, 41-006, 41-216  
mesh, 41-006, 41-216  
nails and staples, 41-006, 41-216  
rope, 41-006, 41-216  
Specified Wire Products, Steel, 41-  
006
- Wiring devices, 43-210
- Witch, landings, 24-203 to 24-205
- Wolf, number and value of pelts, 23-207
- Wolfson, Michael C.: Income Inequality,  
Methodology and Canadian Illustra-  
tions, 13-559
- Wolverine, number and value of pelts,  
23-207

- Women Who Work, Part I - The Relative Importance of Age, Education and Marital Status for Participation in the Labour Force (Special Labour Force Studies, No. 5), 71-509
- Women Who Work, Part II - Married Women in the Labour Force: The Influence of Age, Education, Child Bearing Status and Residence (Special Labour Force Studies, Series B, No. 2), 71-514
- Women's and Children's Clothing Industries, 34-217
- Women's and children's clothing, *see* Clothing
- Wood
- distillation, 25-201
  - flour, 35-208
  - for charcoal, 25-201
  - hardwood flooring, 35-203
  - heating facilities in households, 64-202
  - industries, fixed capital flows and stocks, 13-543
  - Industries, Miscellaneous, 35-208
  - industries, R & D expenditures, 13-203
  - preservatives, 46-216
  - products, industry selling price index, 62-011, 62-528
  - pulp, 11-003, 25-001, 25-202, 36-204
  - residue, 25-001, 35-204, 35-206
  - Residue and Pulpwood Statistics, 25-001
  - saws, 41-208, 42-214
  - shavings, 35-205, 35-206, 35-209
  - turnings, 35-205, 35-208
  - working machinery, 42-214
- Wooden
- baskets, 35-209
  - beams, 35-205
  - beekeepers' supplies, 35-208
  - boats, 42-205, 42-206
  - bobbins, 35-208
  - bowls, 35-208
  - Box Factories, 35-209
  - boxes, 35-205, 35-208, 35-209
  - caskets, 35-210
  - chairs, 35-211 to 35-213
  - clothes dryers, 35-208
  - Wooden - Concluded
  - containers, 35-205, 35-208, 35-209
  - cooperage, 35-208
  - counters, 35-209
  - doors, 35-205, 35-208, 35-211, 35-213
  - frames, 35-205, 35-211 to 35-213
  - furniture, 35-005, 35-205, 35-208, 35-211 to 35-213
  - handles, 35-208
  - ironing boards, 35-208
  - kitchen cabinets, 35-205, 35-213
  - ladders, 35-208
  - oars and paddles, 35-208
  - pallets, 35-205, 35-209
  - shingles, 35-204
  - softball bats, 35-208
  - toys, 47-204
- Woodenware, kitchen, 35-208
- Woodworking machinery, 42-214
- Wool, 21-003, 23-203 to 23-205
- clothing, 11-003, 34-001, 34-002, 34-209
  - domestic disappearance, 23-205
  - hats, 34-209
  - Mills, 34-209
  - mineral, 44-004
  - Production and Supply, 23-205
  - pulled, 23-205, 34-219
  - Shorn, Production, 23-204
  - yarn, 34-205, 34-209
  - Yarn and Cloth Mills, 34-209
- Work, *see* Labour; Employment
- Work Patterns of the Canadian Population (Special Labour Force Studies, No. 2), 71-506
- Work stoppages, time lost, 11-003
- Workers With Long Hours (Special Labour Force Studies, Series A, No. 9), 71-518
- Working Life Tables for Males in Canada and Provinces, 1971, 71-524E
- Working manuals, *see* Group 12
- Workmen's compensation
- payments in education, libraries, museums, 1974, 72-616
  - payments in finance, insurance and real estate, 72-610
  - payments in manufacturing, 72-506, 72-510, 72-612

Workmen's compensation -- Concluded  
 payments in mines, quarries and oil  
 wells, 72-511, 72-613  
 payments in trade (wholesale and  
 retail), 72-615

World Airways, international air charter  
 flights, seat and cargo capacity, 51-003

Wormers, 46-212

Worms (bait), landings, 24-201

Wrap, aluminum, 36-206

Wrappers, 36-004, 36-206, 36-207, 36-  
 213, 36-214

Wrappers, Corrugated Boxes and, 36-  
 004

Wrapping machinery, 42-214

Wrapping paper, 25-202, 36-204, 36-206

Wrapping twine, 34-203

Wreaths, 47-205

Writing ink, 46-216

Writing paper, 25-202, 36-203, 36-204,  
 36-206

Wrought iron household furniture, 35-  
 211, 35-214

## X

X-ray machines and services in hospitals,  
 83-211

## Y

Yachts, 42-205

Yamouth-Bar Harbour Ferry, financial  
 statistics, 61-203

Yarns, 34-209

knitted, 34-215

Man-made Fibre Yarn and Cloth  
 Mills, 34-208

paper, 36-306

spun, 34-205, 34-215

synthetic, 34-205

Wool Yarn and Cloth, 34-209

Yeast, 32-205, 32-224

Yogurt, 21-513, 23-201, 32-209

Yttrium, 26-202, 26-219

Yukon

Education in Canada's Northland,  
 1960-1970, 81-549

Fisheries Statistics, 24-208

Manufacturing Industries, 31-208

Yugoslav Airlines, international air  
 charter flights, seat and cargo capacity,  
 51-003

## Z

Zinc, 11-003, 26-007, 26-008, 26-201,  
 26-202, 26-209, 26-216, 41-214, 41-  
 215

average annual prices, 26-201, 26-  
 209, 41-214

deposits, drilling completed, 26-207

Zineb, 46-212









## Publishing Centre Account Number

Date \_\_\_\_\_ 19\_\_\_\_

Name/Firm. \_\_\_\_\_

Province, Country \_\_\_\_\_ Postal Code 

--	--	--	--


When ordering publications, please give catalogue number, title and issue of publication. Subscription mailing lists are maintained for all regular periodical and annual publications. If a subscription is required, please indicate with an 'S' in column 3 headed 'Issue Required'. Orders must be paid in advance or charged to an account with the Publishing Centre, Supply and Services Canada. Remittances should be made payable to the Receiver General for Canada. For more detailed instructions see page 10 of the catalogue.

[illegible]

For additional space use other side.

TOTAL

## Additional space for your order



To: Publications Distribution,  
Statistics Canada,  
Ottawa, Ontario,  
K1A 0T6

Publishing Centre Account Number

Date \_\_\_\_\_ 19\_\_\_\_

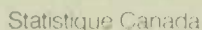
Province, Country \_\_\_\_\_ Postal Code \_\_\_\_\_

When ordering publications, please give catalogue number, title and issue of publication. Subscription mailing lists are maintained for all regular periodical and annual publications. If a subscription is required, please indicate with an 'S' in column 3 headed 'Issue Required'. Orders must be paid in advance or charged to an account with the Publishing Centre, Supply and Services Canada. Remittances should be made payable to the Receiver General for Canada. For more detailed instructions see page 10 of the catalogue.

For additional space use other side.

TOTAL

## Additional space for your order



To: Publications Distribution,  
Statistics Canada,  
Ottawa, Ontario,  
K1A 0T6

Publishing Centre Account Number

Date \_\_\_\_\_ 19\_\_\_\_

Province, Country \_\_\_\_\_ Postal Code 

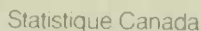
--	--	--	--	--	--

When ordering publications, please give catalogue number, title and issue of publication. Subscription mailing lists are maintained for all regular periodical and annual publications. If a subscription is required, please indicate with an 'S' in column 3 headed 'Issue Required'. Orders must be paid in advance or charged to an account with the Publishing Centre, Supply and Services Canada. Remittances should be made payable to the Receiver General for Canada. For more detailed instructions see page 10 of the catalogue.

For additional space use other side.

TOTAL

## Additional space for your order



To: Publications Distribution,  
Statistics Canada,  
Ottawa, Ontario,  
K1A 0T6

Publishing Centre Account Number

Date \_\_\_\_\_ 19\_\_\_\_

Name/Firm, \_\_\_\_\_

Province, Country \_\_\_\_\_ Postal Code \_\_\_\_\_

When ordering publications, please give catalogue number, title and issue of publication. Subscription mailing lists are maintained for all regular periodical and annual publications. If a subscription is required, please indicate with an 'S' in column 3 headed 'Issue Required'. Orders must be paid in advance or charged to an account with the Publishing Centre, Supply and Services Canada. Remittances should be made payable to the Receiver General for Canada. For more detailed instructions see page 10 of the catalogue.

For additional space use other side.

TOTAL



## Additional space for your order

TOTAL



STATISTICS CANADA LIBRARY  
BIBLIOTHÈQUE STATISTIQUE CANADA



1010748447



Statistics Canada Statistique Canada