

C.4 F  
11-204E

11-204E

Canada Statistique Canada

# STATISTICS CANADA CATALOGUE

1987-1988





Canada

BVDP  
(BYRD)

# STATISTICS CANADA CATALOGUE

1987-1988



Published by the authority of the  
Minister of Supply and Services

© Minister of Supply and Services Canada 1988

Extracts from this publication may be reproduced for individual use without permission provided the source is fully acknowledged. However, reproduction of this publication in whole or in part for purposes of resale or redistribution requires written permission from the Publishing Services Group, Permissions Officer, Canadian Government Publishing Centre, Ottawa, Canada, K1A 0S9.

June 1988

Price: Canada, \$10.00

Other Countries, \$11.50

Payment to be made in Canadian funds or equivalent

Catalogue 11-204E

ISSN 0838-4223

Ottawa

Version française de cette publication disponible sur demande

## Preface

*The Statistics Canada Catalogue 1987/88* updates the *Current Publications Index*, 1986. The title change reflects a move towards making the catalogue a more complete source of information both for consulting and purchasing Statistics Canada products and information services. In future, the catalogue will be issued annually.

This catalogue describes publications in-print as of March 31, 1988 except those containing data more than ten years old; it also includes out-of-print 1981 Census publications.

The Statistics Canada Library produces the Statistics Canada Catalogue. Any comments or suggestions are welcome and should be directed to:

Director, Library Services  
Statistics Canada Library  
2nd floor, R.H. Coats Building  
Tunney's Pasture  
Ottawa, Ontario  
K1A 0T6  
Telephone: (613) 951-8218

# Table of Contents

## INTRODUCTION / 1

- Other Data Formats / 1
- Catalogue Numbers / 2
- Retention Guidelines / 3
- How to Get Help / 3
- How to Order Statistics Canada Publications / 8

## DISCONTINUED PUBLICATIONS / 10

## PUBLICATIONS / 11

### General / 11

- 11 General / 11
- 12 Working Manuals / 14
- 13 Comprehensive Studies / 16
- 14 Productivity Studies / 19
- 15 Input-output Tables / 19
- 16 Seasonal Variations / 20
- 17 Small Area Data / 20

### Primary Industries / 21

- 21 Farm Income, Value and General Production / 21
- 22 Farm Crops / 22
- 23 Farm Livestock and Animal Products / 23
- 25 Forestry / 24
- 26 Mining / 24

### Manufacturing / 26

- Description of Reports / 26
- 31 General Surveys / 30
- 32 Foods, Beverages and Tobacco / 31
- 33 Leather and Rubber Products / 32
- 34 Textiles and Apparel / 33
- 35 Wood and Furniture Products / 33
- 36 Paper Products and Printing / 34
- 41 Primary Metals (Manufactured) and Fabricated Metal Products / 35
- 42 Machinery and Transportation Equipment / 36
- 43 Electrical Equipment / 36
- 44 Non-metallic Mineral Products / 37
- 45 Petroleum and Coal Products / 38
- 46 Chemicals / 38
- 47 Miscellaneous Manufactures / 38

## Transportation, Communications and Utilities / 40

- 50 Transportation - General / 40
- 51 Air Transport / 40
- 52 Rail Transport / 41
- 53 Road Transport / 41
- 54 Water Transport / 42
- 55 Pipe Line Transport / 42
- 56 Communications / 43
- 57 Other Utilities / 43

## Commerce, Construction, Finance and Prices / 45

- 61 Business Conditions / 45
- 62 Price and Consumer Expenditure / 49
- 63 Merchandising and Services / 50
- 64 Construction and Housing / 54
- 65 International Trade / 55
- 66 International Travel / 57
- 67 Balance of Payments and International Investments / 57
- 68 Government Finance / 58

## Employment, Unemployment and Labour Income / 60

- 71 Labour Force / 60
- 72 Employment and Earnings / 62
- 73 Unemployment Insurance / 63
- 74 Employee Benefit Plans / 63

## Education, Culture, Health and Welfare / 65

- 81 Education / 65
- 82 Public Health / 67
- 83 Hospitals and Health Manpower / 68
- 84 Vital Statistics / 69
- 85 Justice Statistics / 70
- 86 Welfare Statistics / 71
- 87 Culture Statistics / 72
- 88 Science and Technology / 74
- 89 Social Analytical Studies / 76

## Census and Intercensal Studies / 78

- 91 Population Estimates and Projections / 78

## Census and Intercensal Studies (1981 Census) / 80

- 92 National Series / 80
- 93 Provincial Series / 84



## Table of Contents

- 94 Geographic Reference Products and  
Population Counts / 88
- 95 Profile Series A / 89
- 95 Profile Series B / 90
- 95 Additional Provincial Series / 91
- 96 Census of Agriculture / 92
- 98 Additional Provincial Series / 93
- 99 Geographic and Other Reference Products,  
Analytical Studies and Working Papers / 93

### Census and Intercensal Studies (1986 Census) / 100

- 92 Population and Dwelling Counts, Canada and  
Provinces / 100

- 93 Population and Dwelling Characteristics,  
National Series / 100
- 94 Profile Series, Census Divisions and  
Subdivisions/Provinces / 101
- 95 Profile Series, Census Tracts / 102
- 96 Census of Agriculture / 103
- 99 General and Geographic Reference / 103

### AUTHOR, TITLE, SUBJECT AND COMMODITY INDEX / 105

# Introduction

This introduction describes how the catalogue is organized, the catalogue numbering system used and the availability of non-printed data sources. It also indicates additional sources of Statistics Canada products and information services, lists Statistics Canada Regional Reference Centres and depository libraries and, finally, provides instructions for ordering publications.

The Catalogue comprises four major sections: an introduction, a list of discontinued publications, bibliographic descriptions with abstracts for each publication, and a title, subject, commodity and personal author index.

Publication descriptions are organized by catalogue number, and consequently, are grouped by subject. Serial entries include: catalogue number, title, frequency, date of first issue, language(s), series statement where applicable, International Standard Serial Number (ISSN), Dewey Decimal Classification Number and a brief descriptive abstract. Monograph entries include: catalogue number or catalogue number range for those issued in more than one volume, title, statement of responsibility, series statement where applicable, edition statement, pagination, size, date of publication, International Standard Book Number (ISBN), Dewey Decimal Classification Number, and a brief descriptive abstract. Prices are available in a separate listing supplied with this Catalogue.

Publications of the 1981 and 1986 Censuses are grouped by Census year. The third digit of the catalogue numbers identifies which year: 9 for 1981 or 1 for 1986. Thus, catalogue number 92-901 precedes 92-104.

## OTHER DATA FORMATS

### CANSIM (Canadian socio-economic information management system)

The Electronic Data Dissemination Division (EDDD) is responsible for CANSIM, Statistics Canada's computerized database network and information retrieval service. It provides public access to current and historical statistics in various forms, as well as specialized data manipulation and analysis packages, graphics facilities, and a bibliographic search service.

### On-line Access

The CANSIM Time Series Database, or Main Base, offers detailed and conceptually compatible sets of aggregated time series on many subjects, most pertaining to business and the economy. The Main Base, now comprising about 400,000 series, is available to the public at a commercial data processing service bureau. A subset of the complete base, known as the Mini Base, is available from licensed secondary distributors who, in turn, offer the public a wide variety of data access services.

### Data Retrieval Services

CANSIM retrieval services are also offered by Statistics Canada personnel. CANSIM time series data can be obtained in conventional tabular formats and in various colour graphic forms. This service adds dimension to the analysis of statistics, and includes many ancillary options for listing and transforming retrieved data.

Further, the Electronic Data Dissemination Division (EDDD) provides retrieval services to meet specific user requirements for data on two other systems. It maintains the CANSIM Cross-classified Database that features statistical tables containing social and economic data, plus the Census Summary Data System that comprises 1971, 1976, 1981 and 1986 Census characteristics for various geographical areas. EDDD staff also distribute Census Summary Tapes.

### Microcomputer Products

Many clients use CANSIM data as inputs to spreadsheet or other programs on microcomputers. To accommodate such users, EDDD custom packages data onto microcomputer diskette. Subscribers can download data directly from the Main Base. An electronic fact-sheet retrieval service is also available.

### Bibliographic Search Services

EDDD also maintains a bibliographic information search service to produce customized inventories of data for a given topic or group of topics. The information database consists of an online directory of all CANSIM disseminated data and bibliographic references to current publications.

## Further Information

For additional details about CANSIM services, please contact your nearest Statistics Canada Reference Centre or:

Electronic Data Dissemination Division  
Statistics Canada  
Ottawa, Ontario  
K1A 0T6  
Telephone: (613) 951-8200

## DATA IN MICROFORM

Statistics Canada provides data in microform. Regional reference centres can provide further information.

A complete collection of Statistics Canada publications is offered on microfiche by Micromedia Limited. The collection includes many rare and out-of-print items. For details, contact the firm at:

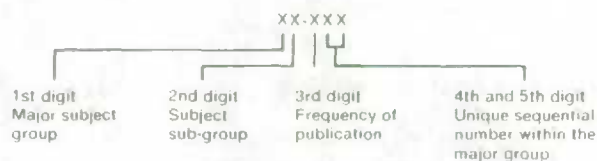
158 Pearl Street  
Toronto, Ontario  
M5H 1L3  
Telephone: (416) 593-5211  
or 1-800-387-2689

## Machine Readable Data Files

A catalogue of Statistical Services, 1988 describes data files from which unpublished data may be requested in various formats. Clients can consult this listing in Regional Reference Centres and in the Statistics Canada Library in Ottawa.

## CATALOGUE NUMBERS

Nearly all Statistics Canada publications have a unique five-digit catalogue number to provide easy identification. These numbers are formulated as follows:



**First digit\***. All publications are classified into one of the following eight major subject groups:

- 1 General
- 2 Primary Industries
- 3 & 4 Manufacturing
- 5 Transportation, Communications and Utilities
- 6 Commerce, Construction, Finance, Prices and Trade
- 7 Employment, Unemployment and Labour
- 8 Education, Culture, Health and Welfare
- 9 Census and Intercensal Studies

**Second digit\***. Each major group is further divided into a number of sub-groups. For example, Major Group 6: Commerce, Construction, Finance, Prices and Trade, is divided into the sub-groups:

- 1 Business Conditions
- 2 Prices and Consumer Expenditure
- 3 Merchandising and Services
- 4 Construction and Housing
- 5 International Trade
- 6 International Travel
- 7 Balance of Payments and International Investments
- 8 Government Finance

**Third Digit.** This indicates the frequency of publication.

- 0 Issued more than once a year
- 2 Issued annually
- 4 Issued biennially
- 5 Issued once only or on an occasional basis
- 6 Issued irregularly with various sub-titles
- 1 & 9 Reserved for Census publications

A change in the frequency of a publication will automatically result in a change in the third digit of its catalogue number. However, some lapses have occurred; the Statistics Canada Library has detailed notes available for consultation.

**Fourth and Fifth Digits.** Sequential numbers are issued to every publication in each sub-group. This ensures every publication has a unique, permanent number.

**Suffix "E" or "F".** This indicates publications for which separate English and French editions are issued.

\* The major and sub-group numbers are given in the Catalogue's Table of Contents.

*Air Carrier Traffic at Canadian Airports*, catalogue number 51-005, is a typical example of how the catalogue numbering system works:

- 5 Major Group: Transportation, Communication and Utilities
- 1 Sub-group: Air Transport
- 0 Frequency: More than once a year, in this case quarterly
- 05 Fifth publication in this group to receive a catalogue number

## RETENTION GUIDELINES FOR STATISTICS CANADA PUBLICATIONS IN LIBRARIES

Faced with space constraints and an array of publications with similar titles and varying frequencies, library managers may find it difficult to know which Statistics Canada publications to retain. A set of *Retention Guidelines* can assist in such decisions.

These guidelines allow libraries to build collections of statistical information which span approximately ten years and contain the most recently revised data. Specific recommendations concern current serials and monographs. Also included are notes about the history of publications, and more general suggestions for discontinued publications. These notes provide sufficient background information to allow managers the latitude of making retention decisions based on their subject requirements.

Separate official guidelines for depository libraries are provided by the Canadian Government Publishing Centre. Managers of depository library collections should refer to these before discarding publications.

The guidelines can be ordered as an entire set, or in individual chapters organized in catalogue number sequence. If further information or advice is required, contact the Statistics Canada Library at (613) 951-8219.

## HOW TO GET HELP

### CATALOGUES AND GUIDES

This catalogue excludes in-print publications with data more than ten years old, except those with updating supplements; out-of-print publications (except 1981 Census publications); and publications released after March 31, 1988. For information on excluded publications, consult STATCAN or DOBIS described in

the following section, the *Current Publications Index*, 1986 (11-204E), the *Statistics Canada Catalogue*, 1985 (11-204E) and annual issues back to 1981, the *Historical Catalogue of Statistics Canada Publications 1918-1980* (11-512E), or the Statistics Canada Library reference staff. The Library maintains complete up-to-date and historical records of Statistics Canada publications, both catalogued and non-catalogued.

Other reference products may also help in locating needed statistics or in keeping up-to-date with new releases. They include: *The Daily* (11-001E), *Infomat* (11-002E), *Listing of Supplementary Documents* (11-207), *Historical Statistics of Canada* (11-516E), *Index to the Inventory of Statistics Canada Questionnaires on Microfiches* (12-205S), *Standard Industrial Classification, 1980* (12-501E), *Standard Occupational Classification, 1980* (12-565E), *The Standard Geographical Classification, 1986* (12-571 - 12-573), *Canadian Export Classification* (Based on the Harmonized System) (12-578E), *Canadian Export-Import Alphabetical Index* (Based on the Harmonized System) (12-579E), *The Canadian International Trade Classification* (65-502E), *Products and Services, 1986 Census* (99-103E), *User's Guide, 1986 Census of Agriculture* (96-101).

For further information on products listed, contact any Statistics Canada Regional Reference Centre or the Statistics Canada Library in Ottawa.

## DOBIS

This catalogue was compiled using DOBIS, an online bibliographic information system managed by the National Library of Canada. DOBIS contains detailed bibliographic descriptions of most of Statistics Canada publications from 1960, and all Census publications dating from 1870. The database is updated daily. Eventually, all Statistics Canada publications will be included to make DOBIS a complete information source for Statistics Canada publications.

DOBIS is used by a network of 356 university, special, and government libraries across Canada. For more information about how to access DOBIS, call or write the Statistics Canada Library in Ottawa or contact:

DOBIS, Search Service Coordinator  
National Library of Canada  
395 Wellington Street  
Ottawa, Ontario  
K1A 0N4  
Telephone: (819) 997-7000



## STATCAN

STATCAN, Statistics Canada's Catalogue Online, is one of several databases made accessible through CAN/OLE, the National Research Council of Canada's online information retrieval system. Updated quarterly, STATCAN contains complete bibliographic descriptions of most of Statistics Canada publications released since 1960 and Census publications dating back to 1870. Eventually, all historical publications will also be described on the database.

The descriptions, derived from DOBIS, are enhanced with abstracts and with keywords derived from the publication tables themselves. STATCAN is accessible in 1460 centres across Canada, including government, special, academic and public libraries. STATCAN can produce tailored, comprehensive bibliographies of Statistics Canada publications on the topic of your choice. Contact the Statistics Canada Library, Ottawa, Regional Reference Centres or your local library for additional information. Alternatively, contact Client Services:

CAN/OLE – CAN/SDI  
Canada Institute for Scientific  
& Technical Information  
National Research Council of Canada  
Ottawa, Ontario  
K1A 0R6  
Telephone: (613) 993-1210.

## STATISTICS CANADA REGIONAL REFERENCE CENTRES

In addition to offering publications to approximately 250 libraries across Canada without charge, Statistics Canada has Regional Reference Centres to provide a wide range of services.

Each Reference Centre is equipped with a collection of current publications and reference documents. A sales counter allows clients to consult or purchase Statistics Canada publications, microcomputer diskettes, microfiche, maps and other products. Public copying facilities for printed materials and microfiche are also made available. All centres have the facilities to retrieve information from Statistics Canada's computerized data retrieval systems, CANSIM and TELICHART.

Many other valuable services – presentations, workshops and lectures in a variety of forms – are offered by Regional Reference Centre employees.

Regional Reference Centres are located across the country. For more information, users can call or visit the Centre closest to them. Toll free numbers are provided.

### Newfoundland and Labrador

Advisory Services  
Statistics Canada  
Viking Building  
3rd floor  
Crosbie Road  
St. John's, Newfoundland  
A1B 3P2  
Local calls: (709) 772-4073  
Toll free service:  
1-800-563-4255

### Maritime Provinces

Advisory Services  
Statistics Canada  
North American Life Centre  
1770 Market Street  
3rd floor  
Halifax, Nova Scotia  
B3J 3M3  
Local calls: (902) 426-5331  
Toll free service:  
1-800-565-7192

### Québec

Advisory Services  
Statistics Canada  
Guy-Favreau Complex  
200 René-Lévesque Blvd. West  
Suite 412  
Montréal, Québec  
H2Z 1X4  
Local calls: (514) 283-1997  
Toll free service:  
1-800-361-2831

### National Capital Region

Central Enquiries Service  
Statistics Canada  
R.H. Coats Building, Lobby  
Tunney's Pasture  
Ottawa, Ontario  
K1A 0T6  
Telex: 053-3585  
Local calls: (613) 951-8116  
If outside the local calling area,  
dial the toll free number for  
your province.



**Ontario**

Advisory Services  
 Statistics Canada  
 Arthur Meighen Building  
 25 St. Clair Avenue East  
 10th floor  
 Toronto, Ontario  
 M4T 1M4  
 Local calls: (416) 973-6575  
 Toll free service:  
 1-800-268-1151

**Nipissing Region**

Advisory Services  
 Statistics Canada  
 Civic Administration Centre  
 225 Holdtich Street  
 Sturgeon Falls, Ontario  
 P0H 2G0  
 Local calls: (705) 753-4888  
 If outside the local calling area,  
 please dial the toll free number  
 given for Ontario residents.

**Manitoba**

Advisory Services  
 Statistics Canada  
 General Post Office Building  
 500 - 266 Graham Avenue  
 Winnipeg, Manitoba  
 R3C 0K4  
 Local calls: (204) 983-7218  
 Toll free service:  
 1-800-542-3404

**Advisory Services**

Statistics Canada  
 530 Midtown Centre  
 1783 Hamilton Street  
 Regina, Saskatchewan  
 S4P 2B6  
 Local calls: (306) 780-5405  
 Toll free service:  
 1-800-667-7164

**Alberta and the Northwest Territories**

Advisory Services  
 Statistics Canada  
 Hys Centre, Suite 215  
 11010 - 101 Street  
 Edmonton, Alberta  
 T5H 4C5  
 Local calls: (403) 495-5548  
 Toll free service:  
 1-800-282-3907  
 N.W.T. - Call collect  
 (403) 420-2011

**Southern Alberta (Calgary)**

Advisory Services  
 Statistics Canada  
 Box 2390, Station M  
 Harry Hays Building  
 Room 245  
 220 Fourth Ave. South East  
 Calgary, Alberta  
 T2P 3C1  
 Local calls: (403) 292-6717  
 Toll free Service:  
 1-800-472-9708

**British Columbia and the Yukon**

Advisory Services  
 Statistics Canada  
 Sinclair Centre  
 757 West Hastings Street  
 Suite 440F  
 Vancouver, B.C.  
 V6C 3C9  
 Local calls: (604) 666-3695  
 Toll free service: South  
 and Central B.C.  
 1-800-663-1551  
 Yukon and Northern B.C.  
 Zenith 09813

**LIBRARY ACCESS TO STATISTICS  
CANADA PUBLICATIONS**

Users who want to consult Statistics Canada publications may do so at any Regional Reference Centre, at the Statistics Canada Library in the R.H. Coats Building in Ottawa, or at any of the depository libraries across Canada that carry Statistics Canada publications. The following is a list of full depository libraries that receive all Statistics Canada publications and all other federal government publications.

**NEWFOUNDLAND***St. John's*

Memorial University  
 Queen Elizabeth II Library  
 St. John's, Newfoundland  
 A1B 3Y1

**PRINCE EDWARD ISLAND***Charlottetown*

Planning Library  
 Charlottetown, P.E.I.  
 C1A 3T2

**NOVA SCOTIA***Halifax*

Dalhousie University  
Killam Memorial Library  
Halifax, N.S.  
B3H 4H8

*Wolfville*

Acadia University  
Vaughan Memorial Library  
Wolfville, N.S.  
B0P 1X0

**NEW BRUNSWICK***Fredericton*

Legislative Library  
Fredericton, N.B.  
E3B 5H1

University of New Brunswick  
Harriet Irving Library  
Fredericton, N.B.  
E3B 5H5

*Moncton*

Université de Moncton  
Bibliothèque Champlain  
Moncton (N.B.)  
E1A 3E9

*Sackville*

Mount Allison University  
Ralph Pickard Bell Library  
Sackville, N.B.  
E0A 3C0

**QUÉBEC***Montréal*

Bibliothèque municipale de  
Montréal  
Montréal (Québec)  
H2L 1L9

Centrale des bibliothèques  
Montréal (Québec)  
H2C 1T1

Concordia University  
Libraries  
Montréal, Québec  
H3G 1M8

McGill University  
Library  
Montréal, Québec  
H3A 1Y1

Université de Montréal  
Bibliothèque des sciences humaines  
et sociales  
Montréal (Québec)  
H3C 3T2

Université du Québec à Montréal  
Bibliothèque  
Montréal (Québec)  
H2L 4S6

*Québec*

Bibliothèque de l'Assemblée  
Nationale  
Québec (Québec)  
G1A 1A5

*Sherbrooke*

Université de Sherbrooke  
Bibliothèque générale  
Cité universitaire  
Sherbrooke (Québec)  
J1K 2R1

*Ste-Foy*

Université Laval  
Bibliothèque générale  
Ste-Foy (Québec)  
G1K 7P4

**ONTARIO***Downsview*

York University  
Scott Library  
Downsview, Ontario  
M3J 2R6

*Guelph*

University of Guelph  
Library  
Guelph, Ontario  
N1G 2W1

*Hamilton*

Hamilton Public Library  
Hamilton, Ontario  
L8R 3K1

McMaster University  
Mills Memorial Library  
Hamilton, Ontario  
L8S 4L6

*Kingston*

Queen's University  
Douglas Library  
Kingston, Ontario  
K7L 3N6

*London*

University of Western  
Ontario  
D.B. Weldon Library  
London, Ontario  
N6A 3K7

*Ottawa*

Library of Parliament  
Official Publications Section  
Ottawa, Ontario  
K1A 0A9

National Library of Canada  
Ottawa, Ontario  
K1A 0N4

University of Ottawa  
Morisset Library  
Ottawa, Ontario  
K1N 9A5

*Sudbury*

Laurentian University Library  
Sudbury, Ontario  
P3C 2C6

*Thunder Bay*

Lakehead University  
Chancellor Paterson Library  
Thunder Bay, Ontario  
P7B 5E1

Thunder Bay Public Library  
Thunder Bay, Ontario  
P7E 1C2

*Toronto*

Legislative Library  
Toronto, Ontario  
M5S 1A5

Metropolitan Toronto  
Central Library  
Toronto, Ontario  
M4W 2G8

University of Toronto  
Robarts Library  
Toronto, Ontario  
M5S 1A5

*Waterloo*

University of Waterloo  
Dana Porter Arts Library  
Waterloo, Ontario  
N2L 3G1

*Windsor*

Windsor Public Library  
Windsor, Ontario  
N9A 4M9

**MANITOBA**

*Winnipeg*

Legislative Library  
Winnipeg, Manitoba  
R3C 0V8

University of Manitoba  
Elizabeth Dafoe Library  
Winnipeg, Manitoba  
R3T 2N2

**SASKATCHEWAN**

*Regina*

Legislative Library  
Regina, Saskatchewan  
S4S 0B3

*Saskatoon*

University of Saskatchewan  
The Main Library  
Saskatoon, Saskatchewan  
S7N 0W0

**ALBERTA**

*Calgary*

University of Calgary  
Social Science Library  
Calgary, Alberta  
T2N 1N4

*Edmonton*

Edmonton Public Library  
Edmonton, Alberta  
T5J 2V4

Legislature Library  
Edmonton, Alberta  
T5K 2B6

University of Alberta  
Library  
Edmonton, Alberta  
T6G 2J8

## BRITISH COLUMBIA

### *Burnaby*

Simon Fraser University  
Library  
Burnaby, B.C.  
V5A 1S6

### *Vancouver*

University of British Columbia  
Library  
Vancouver, B.C.  
V6T 1Y3

Vancouver Public Library  
Vancouver, B.C.  
V6Z 1X5

### *Victoria*

Legislative Library  
Victoria, B.C.  
V8V 1X4

University of Victoria  
McPherson Library  
Victoria, B.C.  
V8W 3H5

## NORTHWEST TERRITORIES

### *Yellowknife*

Northwest Territories  
Government Library  
Yellowknife, N.W.T.  
X0E 1H0

## OTHER COUNTRIES

### GERMANY

Staatbibliothek  
Preussischer Kulturbesitz  
Abteilung  
Berlin  
Germany

## GREAT BRITAIN

The British Library  
London, WC1B 3DG  
England, United Kingdom

## JAPAN

National Diet Library  
Tokyo, Japan

## UNITED STATES OF AMERICA

Library of Congress  
Washington, D.C. 20540  
U.S.A.

## HOW TO ORDER STATISTICS CANADA PUBLICATIONS

### *How to Subscribe to a Periodical Publication*

Clients may subscribe to any Statistics Canada publication that is issued regularly. Within this catalogue such publications are identified as daily, weekly, monthly, quarterly, semi-annual or annual.

To subscribe, enter the subscription price in the "Price" column and "S" in the "Issue No" column of the order form provided. You will receive a copy of all new issues of the publications you have ordered, as they are released during the next 12 months. It should be noted that your subscription will begin with the issue following receipt of your order. If you require an earlier issue, order separately. In the case of annuals, you may wish to purchase separate copies of recently released titles.

### *Purchasing Back Issues*

Statistics Canada offers a 70% discount off the list price of most back issues. A back issue is any publication that has been replaced by a more up-to-date issue.

The discount excludes *Infomat*, *The Daily*, *Survey Methodology* and the latest four issues of *Canadian Social Trends*. It is offered on a first-come-first-serve basis because there will be no reprints of back issues.

A pre-paid minimum order of \$20 is necessary to purchase these discounted publications. Orders can be placed at your nearest Regional Reference Centre, or by calling 1-613-951-7276. All sales are final.

***How to Order a Single Issue of a Periodical Publication***

Clients sometimes choose to order a single issue of a periodical publication before subscribing for an entire year. To do so, enter the publication's copy price in the "Price" column of the order form. A copy of the most recent issue will be sent.

***How to Order a Single Copy of an Occasional, Biennial or Supplementary Publication***

Many publications included in this catalogue are issued only occasionally. When ordering these titles, simply indicate the applicable price for Canada or other countries.

***Payment***

All publication orders are payable to the Receiver General for Canada/Publications. Payment may be made by cheque or money order. Clients may also charge their order to Mastercard, Visa or an established Statistics Canada account; see the order form for details.

Your remittance should be sent to:

Regional Reference Centres or Publication Sales  
Statistics Canada  
Ottawa, Ontario  
K1A 0T6  
Telephone: (613) 951-7276  
Telex: 053-3585  
FAX: (613) 951-8093  
Toll free service:  
1-800-267-6677

***Electronic Ordering***

CAN/OLE users may submit their purchase or interlibrary loan orders for Statistics Canada publications electronically, using CAN/DOC. This system allows users to identify publications of their choice on STATCAN and then purchase the item(s) by completing an online order form which accommodates deposit account or charge card transactions. Other Statistics Canada items not identified on STATCAN may also be requested.

**N.B. Prices are subject to change without notice.**

All payments are to be made in Canadian funds or equivalent.



## DISCONTINUED PUBLICATIONS

The following is a list of Statistics Canada publications that have been officially discontinued since the 1986 catalogue was published. The date of the last issue is shown after the title.

- |   |  |
|---|--|
| <p><b>11-003E Canadian statistical review.</b> Last issue Dec. 1987. See 11-010.</p> <p><b>13-005 Current economic indicators.</b> Last issue Dec. 1987. See 11-010.</p> <p><b>13-006 Quarterly economic summary.</b> Last issue Oct. 1987. See 11-010.</p> <p><b>13-007 Quarterly economic summary, statistical supplement.</b> Last issue Oct. 1987. See 11-010.</p> <p><b>13-572 Incomes, assets and indebtedness of families in Canada.</b> Last issue 1977.</p> <p><b>21-002 Farm wages in Canada.</b> Last issue Nov. 1986.</p> <p><b>21-202 Farm net income.</b> Last issue 1984.</p> <p><b>21-203 Index on farm production.</b> Last issue 1985.</p> <p><b>21-204 Production of maple products and value of maple products.</b> Last issue 1986. See 23-211.</p> <p><b>23-210 Honey production and value.</b> Last issue 1985/1986. See 23-211.</p> <p><b>52-005 Railways carloadings.</b> Last issue May 31, 1987.</p> <p><b>54-209 International seaborne shipping statistics.</b> Last issue 1985.</p> | <p><b>54-210 Coastwise shipping statistics.</b> Last issue 1985.</p> <p><b>61-005 Gross domestic product by industry.</b> Last issue Dec. 1986. See 15-001.</p> <p><b>63-601 Merchandising business survey: wholesale merchants.</b> Last issue 1979. See 63-226.</p> <p><b>63-610 Operating results, retail hardware stores.</b> Last issue 1980.</p> <p><b>63-611 Operating results, women's retail clothing stores.</b> Last issue 1980.</p> <p><b>63-612 Operating results, retail family clothing stores.</b> Last issue 1980.</p> <p><b>81-202 Salaries and qualifications of teachers in public elementary and secondary schools.</b> Last issue 1985/86.</p> <p><b>82-211 Therapeutic abortions.</b> Last issue 1985.</p> <p><b>84-001 Vital statistics quarterly.</b> Last issue July/Sept. 1986. See 91-002.</p> <p><b>88-205E Directory of industrial research and development facilities in Canada.</b> Last issue 1986.</p> <p><b>91-001 Quarterly estimates of population for Canada, the provinces and the territories.</b> Last issue Jan. 1987. See 91-002.</p> |
|---|--|

# PUBLICATIONS

## GENERAL

### GENERAL

#### 11-001E

**The daily.** Daily. First issue, Feb. 1932. E. and F.  
ISSN 0827-0465. 317.1.

Contains news summaries and announcements of reports, reference papers and other releases and a list of titles of the publications released.

#### 11-002E

**Infomat, a weekly review.** Weekly. First issue, Oct. 1932. E. and F.  
ISSN 0380-0547. 317.1.

Weekly review highlighting major Statistics Canada reports, reference papers and other releases. Contains charts, summary of latest monthly statistics and a complete list of publications released during the week, arranged alphabetically by originating division.

#### 11-008E

**Canadian social trends.** Quarterly. First issue, Summer 1986. E. and F.  
ISSN 0831-5698. 306.0971.

Discusses the social, economic, and demographic changes affecting the lives of Canadians. Contains the latest figures for major social indicators.

#### 11-009E

**Selected publications.** Quarterly. First issue 1986. E. and F.  
ISSN 0830-1557. 016.3171.

Quarterly catalogue designed to help users select the publications with the statistical information they need, lists over 400 of the most recently published periodicals and reports. Each listing in *Selected Publications* includes the publication's catalogue number and price, as well as the number of pages. Most listings are further supplemented with descriptive abstracts which summarize the general content of the publication.

#### 11-010

**Canadian economic observer.** Monthly. First issue, Jan. 1988. Bilingual.  
ISSN 0835-9148. 330.971 0648.

Provides readers with timely information on a broad range of economic statistics in over 100 pages of tables and charts. The regular section provides an overview of current monthly economic conditions and updates to the quarterly System of National Accounts while a featured article in each issue covers topics of current interest and

or technical notes on new methodological developments at Statistics Canada. This publication is a merger of: 11-003 *Canadian statistical review*; 13-005 *Current economic indicators*; 13-006 *Quarterly economic summary*; and 13-007 *Quarterly economic summary, statistical summary*.

#### 11-201

**Annual report of Statistics Canada.** Annual. First issue 1919. Bilingual.  
ISSN 0703-2544. 354.7100819.

Covers the operations and services of the agency during the fiscal year under review. Includes an overview and a summary of bureau activity in major areas such as economic statistics, industry statistics, socio-economic statistics, the census, research and development, and user/respondent services and liaison.

#### 11-204E

**Statistics Canada catalogue.** Annual. First issue 1930. E. and F.  
ISSN 0838-4223. 016.3171.

Contains a listing of Statistics Canada publications available to the public. Includes publication abstracts and a subject index. Previously *Current publications index*.

#### 11-207

**Listing of supplementary documents.** Annual. First issue 1980. Bilingual.  
ISSN 0228-5134. 016.3171.

A systematic inventory of supplementary Statistics Canada documents available to the public. Included are technical papers, memoranda, and discussion and working papers.

#### 11-207S

**Listing of supplementary documents, supplement.** Irregular. First issue 1983. Bilingual.  
ISSN 0228-5134. 016.3171.

A systematic inventory of supplementary Statistics Canada documents available to the public. Included are technical papers, memoranda, and discussion and working papers.

#### 11-210

**Canadian economic observer. Historical statistical supplement.** Annual. First issue 1986. Bilingual.  
ISSN 0838-0236. 330.971 0648.

A companion volume to the monthly report (Catalogue

## GENERAL

11-010) containing historical annual series to correspond to those published in the monthly tables. Data covered include the national accounts, prices, international and domestic trade, labour and financial markets. Provincial detail for employment earnings, retail trade, housing and consumer price indexes are also available.

### 11-402E

**Canada year book.** Biennial. First issue 1905. E. and F. ISSN 0068-8142. 317.1.

Encyclopedic in scope, this publication includes topics ranging from education and manufacturing to government finance, international trade, and 1986 Census results. The 1988 edition marks the year book's 120th anniversary by introducing all chapters with scintillating historical facts culled from earlier editions. Appendices include a list of federal government departments and agencies, and federal legislation passed since 1984.

### 11-403E

**Canada handbook.** Biennial. First issue 1980/81. E. and F. ISSN 0705-5331. 971.

Encyclopedic in its scope, this impressive reference book presents both current and historical information in a comprehensive portrait of Canada. In a single, compact volume the *Canada handbook* examines such topics as the land, history, education, arts and culture, communications, health and welfare, the government and legal system, the economy, the labour scene and foreign economic relations.

### 11-509E

**Human activity and the environment : a statistical compendium** / Statistics Canada, Structural Analysis Division, Analytical Studies Branch. 2nd ed. 374 p. 28 cm. 1986. E. and F. ISBN 0-660-11711-8. 333.7:0971.

Provides a statistical overview of Canada's physical environment with particular reference to the interactions between humans and other elements of the natural system. The compendium focuses on the impacts of human activities on the land, water, air, plants and animals. Includes data analysis, maps, charts and federal and provincial environmental legislation by subject and province/region.

### 11-510

**Towards a comprehensive framework for environmental statistics : a stress-response approach, 1979** / by David Rapport and Anthony Friend. 90 p. 28 cm. 1979. Bilingual. ISBN 0-660-53429-0. 363.7:0723.

Presents some of the conceptual work on environmental

information undertaken at Statistics Canada. A framework for organizing statistics for environmental analysis and assessment is discussed under the following titles: (1) The Need for Environmental Information; (2) Ecological Perspective and the Design of Environmental Information Systems; and (3) Framework for Environmental Statistics: Recent Experience of Statistics Canada.

### 11-511E

**Perspectives Canada III** / editors: H. J. Adler, D. A. Brusegard ; managing editor, C. Lindsay. 312 p. 28 cm. 1980. E. and F. ISBN 0-660-10508-X. 306/0971.  
Incomplete ISBN (0-660-10508E) printed in the publication.

Contains selected statistical series describing the quality of life experienced by Canadians and the major social trends affecting Canadian society. Topics include population, family, health, education, income, consumption, work, leisure, crime and environment, profiles of 23 Canadian urban areas, and the native Indian population. Histories of the development of social security and energy consumption in Canada, a comparison of selected Canadian and American indicators, and a survey of Canadian attitudes are also featured. Includes bibliography.

### 11-515

**Index to municipal data, 1982.** 553 p. 28 cm. 1983. Bilingual. ISBN 0-660-51855-4. 016.3171.

Presents over 250 Statistics Canada publications with data for Canadian municipalities and metropolitan areas. The text, complete to November 1982, is arranged alphabetically by municipality. All census subdivisions, census metropolitan areas and census agglomerations in Canada are listed. Also included is a guide to unpublished small area data sources within Statistics Canada.

### 11-517E

**Canada's young family home-owners : a family studies teaching kit.** 1 portfolio (11 pieces). 1986. E. and F. 306.8:5:0971.

These are families headed by parents, born during the "baby boom", the period that saw a jump in the national birth rate following World War II. The "boomers" form a population group substantially larger than those before and after them and created special needs as they moved from infancy to adulthood. In the 1980s, many of them head young families and this kit looks at how and where they live and assesses their current impact on society. This kit includes: a set of 9 two-colour transparencies, a topically related census publication, illustrated student worksheets.



## GENERAL

## 11-518E

**Living alone : a family studies teaching kit.** 1 portfolio (12 pieces). 1986. E. and F.

305.90652 0971.

A single male university graduate and an elderly widow who didn't finish high school are two types of Canadians very likely to live alone. But they aren't the only ones. Single-person households have been growing steadily in number since 1956, with a sharp increase from 1971 to 1981. This kit details where our singles live, their educational background, the type of accommodation they occupy and their incomes. This kit includes: a set of 10 two-colour transparencies, a topically related census publication, illustrated student worksheets.

## 11-519E

**The Elderly in Canada : a family studies teaching kit.** 1 portfolio (14 pieces). 1986. E. and F.

305.2 6 0971.

From 1971 to 1981, the population aged 65 and over grew by 35% while the country's total population increased just 13%. The trend toward a higher proportion of seniors promises to continue well into the next century, making new demands on our society. This kit includes: a set of two-colour transparencies, a topically related census publication, illustrated student worksheets.

## 11-520E

**Canada's lone-parent families : a family studies teaching kit.** 1 portfolio (9 pieces). 1986. E. and F.

306.8 56 0971.

The number of single-parent families has been increasing steadily since 1966. Proportionally, more children than ever before are being raised in such households. These families are most likely to have lower incomes and to spend more than the recommended portion of income on shelter. Where these families live, how their incomes compare with those of other Canadians and the types of housing they occupy are examined. This kit includes: a set of 17 two-colour transparencies, a topically related census publication, illustrated student worksheets.

## 11-523E

**Guide to Statistics Canada data on women /** Statistics Canada, Housing, Family and Social Statistics, Target Groups Project. 113 p. 28 cm. 1987. E. and F.  
ISBN 0-660-12722-9. 016 3054 0971.

Divided into three parts, the Guide briefly describes all Statistics Canada publications containing data on

women. It catalogues information that has not been published, but is available on microfiche or tape or can be accessed by computer. It cross-references entries on women across a broad range of topics from income and employment to health and education. It also lists a selection of articles that examine women's issues.

## 11-605E

**Toronto 150 : portrait of a changing city.** 126 p. 23 cm. 1984. E. and F.

ISBN 0-660-11472-9.

971.3/541.

The City of Toronto celebrated its 150th anniversary in 1984 and Statistics Canada marked this historic event with Toronto 150, a statistical portrait of the city. Through graphs, text and photographs, Toronto 150 describes many aspects of life in Toronto and its metropolitan area.

## 11-606E

**In the footsteps of Jacques Cartier : 450 years later : a statistical portrait.** 52 p. 23 cm. 1984. E. and F.

ISBN 0-660-11617-0.

971.01.

The publication, prepared to commemorate the 450th anniversary of Jacques Cartier's arrival in Canada, outlines some of the changes that have occurred to the explorer's initial landfalls of Gaspé, Québec City and Montréal.

## 11-607E

**Trois-Rivières : a metropolitan profile.** 116 p. 23 cm. 1984. E. and F.

ISBN 0-660-11645-6.

971.4/45.

Describes the Trois-Rivières of yesterday and today, from the time when it was the main fur trading market, through its development as a farming town in the 18th and 19th centuries, to its present status as a major and diversified regional centre. Makes a unique reference book for people interested in the cultural and economic life of this regional hub.

## 11-608

**Historical statistics of New Brunswick.** 231 p. 28 cm. 1984. Bilingual.

ISBN 0-660-52817-7.

317.15.

A bilingual reference volume of historical data series on the province of New Brunswick, from 1784 to 1984. The book was produced in cooperation with the N.B. Statistics Agency to commemorate their bicentenary. The socio-economic data are divided into 15 main subject areas. One hundred tables with accompanying notes and definitions describe the N.B. population, its cultural and demographic characteristics, living and working conditions, as well as the provincial economy - agriculture, fisheries, forestry, mining, manufacturing, trade, income and government finance.

## GENERAL

### 11-610

**Directory of survey organizations.** Annual. First issue 1977. Bilingual.

ISSN 0226-7926. 001.4/33/02571.

Provides a listing of survey organizations which provide research services to federal government departments.

### 11-612E no.1

**Health and social support, 1985** / Statistics Canada, Housing, Family, and Social Statistics Division. 232 p. 28 cm. 1987. E. and F.

ISBN 0-660-12654-0. 362.1/0971.

The first General Social Survey was carried out in September and October 1985, collecting information on health and related factors from 11,200 persons age 15 and older. The sample covered the non-institutionalized population of Canada. The data were gathered with telephone and face-to-face interviewing. This report presents initial analyses and findings including comparisons with findings from the 1978-79 Canada Health Survey. Topics examined include: barriers and bridges to improving health status - smoking, alcohol use, physical activity, etc.; current health status - happiness, weight related to height, activity limitation, health problems, etc.; and a focused chapter on support networks and social participation of the elderly.

## WORKING MANUALS

### 12-001

**Survey methodology.** Semiannual. First issue, June 1975. Bilingual.

ISSN 0714-0045. 001.4/22.

Presents articles dealing with various aspects of statistical development relevant to a statistical agency and evaluation of specific methodologies as applied to actual data collection or the data themselves.

### 12-201

**Changes to municipal boundaries, status and names.** Annual. First issue 1975. Bilingual.

ISSN 0700-2009. 352.003/0971.

Describes the changes in municipal boundaries, the census population figures on the current municipal boundaries, the area involved in the changes, and the Standard Geographical Classification code, before and after the changes.

### 12-205M

**Inventory of Statistics Canada questionnaires on microfiche.** Annual. First issue 1980. Bilingual.

001.4/222/0971.

The Inventory provides complete coverage for all the questionnaires used in Statistics Canada in the collection of its statistical programs. This includes administrative forms from other federal and provincial government departments and agencies, from which Statistics Canada derives statistics. Wherever possible, it also includes related enumerator/respondent instruction material. The inventory is a two-part publication; both parts are available separately; Part 1, 200 microfiche, 12-205M, and Part 2, the Index, 12-205S.

### 12-205S

**Index to the Inventory of Statistics Canada questionnaires on microfiche.** Annual. First issue 1981. Bilingual.

ISSN 0713-9349. 001.4/222/0971.

The Inventory provides complete coverage for all the questionnaires used in Statistics Canada in the collection of its statistical programs. This includes administrative forms from other federal and provincial government departments and agencies, from which Statistics Canada derives statistics. Wherever possible, it also includes related enumerator/respondent instruction material. The inventory is a two-part publication; both parts are available separately; Part 1, 200 microfiche, 12-205M, and Part 2, the Index, 12-205S.

### 12-501E

**Standard Industrial Classification, 1980.** 4th ed. 528 p. 29 cm. 1980. E. and F.

ISBN 0-660-10672-8. 338/02/012.

Out-of-print.

Classifies establishments to industry classes on the basis of their principal activities. The basic concepts of the 1980 edition of the classification are the same as the 1970 edition though some conceptual refinements have been incorporated - the number of divisions has been increased, the coding structure has been made hierarchical and a four-digit class level has been added.

### 12-501E Suppl.

**1980 Standard Industrial Classification. Supplement.** 14 p. 28 cm. 1987. E. and F.

ISBN 0-660-12790-3. 338/02/012.

This supplement contains amendments to the industry classification and an errata. Changes which have been made to the industry classification, titles, definitions and index items are listed along with the resulting changes to the alphabetical index. The errata lists the major corrections required to the published 1980 SIC-E Manual.



## GENERAL

## 12-519E

**Development and design of survey questionnaires /** R. Platek, F.K. Pierre-Pierre and P. Stevens. 119 p. 23 cm. 1985. E. and F.  
ISBN 0-660-11798-3. 001.4.222.

Successful implementation of surveys depends to a large extent on good questionnaire design but the failure to devote sufficient attention, care and resources to questionnaire development is surprisingly common in current survey practice. As a consequence, many surveys fail to achieve their full potential. From its introductory comment through its four chapters dealing with organizing to design, development, production and evaluation of questionnaires, *Development and design of survey questionnaires* intends to promote good questionnaire design and to serve as a reference and training tool. It provides a discussion of issues related to wording, format, layout, etc., illustrating these with examples from recent federal surveys. A checklist and bibliography complete the text.

## 12-565E

**Standard Occupational Classification, 1980.** 656 p. 29 cm. 1981. E. and F.  
ISBN 0-660-10673-6. 331.7.0012.

The classification (formerly the Occupation Classification Manual) provides a systematic classification structure to identify and categorize the entire range of occupational activity in Canada. It consists of 23 major groups which are subdivided into minor groups and unit groups. Definitions are provided for each occupational group, as well as classified and alphabetical indices to which some 15,000 occupational titles have been assigned.

## 12-566

**Guide to sub-provincial data : excluding census data, 1979 /** Statistics Canada, Office of the Senior Advisor on Integration. 269 p. 28 cm. 1982. Bilingual.  
ISBN 0-660-50609-2. 304.6.0971.

Provides information on sub-provincial data, table titles, row headings and geographic coverage in 43 non-census publications released by Statistics Canada in 1979. An index of place names allows identification of the data found in these publications by economic region, county or census division, municipality and by unincorporated villages.

## 12-569E

**CANSIM, Canadian Socio-economic Information Management System, mini base series directory.** Irregular. First issue 1986. E. and F.  
ISSN 0706-0831. 025/.063171.

Provides detailed information on the data contained in the CANSIM Mini Base. For each series, the series title, start date, source of data and other descriptive material are provided. Amendments to the directory are issued periodically as more series are added to the base, and these are included in the price of the directory.

## 12-570E

**Canadian Standard Industrial Classification for Companies and Enterprises, 1980 /** Statistics Canada, Standards Division. 381 p. 30 cm. 1986. E. and F.  
ISBN 0-660-11945-5. 338/.02.012.

Provides a framework for classifying Canadian companies and enterprises to 18 main industrial sectors such as energy, wood and paper, communications, 60 sub-sectors and 163 segments. It is structured to reflect the organization of production for the delivery of goods and services. It is intended for use in the collection, compilation and publication of financial statistics, such as *Corporation financial statistics* and corporations profits.

## 12-571 to 12-573

**Standard Geographical Classification, 1986 /** Statistics Canada, Standards Division. 4th ed. 3 v. 29 cm. 1987. Bilingual.

917.1/001.48.

A system of names and codes used to identify geographical areas of Canada. These areas include provinces, counties and municipalities which form the three-tiered hierarchy of the Standard Geographical Classification, as well as census metropolitan areas, census agglomerations and subprovincial regions.

**12-571 Vol. I. Classification.** ISBN 0-660-53404-5.

**12-572 Vol. II. Reference maps.** ISBN 0-660-53405-3.

**12-573 Vol. III. Changes, 1981-1986.** ISBN 0-660-53406-1.

## 12-578E

**Canadian Export Classification : based on the Harmonized System /** Statistics Canada, International Trade Division. 618 p. in various pagings. 28 cm. 1987. E. and F.

ISBN 0-660-12492-0. 382/.0971.0012.

Commencing January 1, 1988, Canadian exporters or their agents will be required to assign an Export Harmonized System (H.S.) number to all export transactions. The *Canadian Export Classification* lists all possible export H.S. codes and their accompanying descriptions will therefore be an essential tool in the preparation of customs export documentation. To assist in coding, the publication's introduction includes, among other things, an outline of the classification structure, an overview of the classification of goods, and the general rules for the interpretation of the Harmonized System.

## GENERAL

### 12-579E

**Canadian Export-Import Alphabetical Index (based on the Harmonized System)** / Statistics Canada, International Trade Division. 298 p. 28 cm. 1987. E. and F.

ISBN 0-660-12493-9.

382:0971:0012.

The *Canadian Export-Import Alphabetical Index* has been designed to be used in conjunction with both the *Canadian tariff and imports statistics nomenclature aligned to the structure of the harmonized commodity description and coding system*, published by Revenue Canada (Catalogue RV57-1-1-1987E) and the *Canadian Export Classification: based on the Harmonized System* (No. 12-578E). Its purpose is to facilitate the selection of the correct 10-digit import HS Classification Number and/or export 8-digit Export HS Number based on the user's understanding of a commodity description. Approximately 17,000 product rulings are listed employing the keyword principle in determining the alphabetic placement of an individual product descriptor.

### 12-601

**Word division in French : a working manual to assist in the preparation of written copy in the French language** / compiled by Gérard D. Fontaine. 287 p. 28 cm. 1978. Bilingual.

ISBN 0-660-50398-0.

448.1.

A working manual to assist in the preparation of written copy in the French language.

### 12-602E

**Survey sampling : a non-mathematical guide** / by A. Satin and W. Shastry. 69 p. 28 cm. 1983. E. and F. Bilingual.

ISBN 0-660-11224-8.

300:723.

Ideal guide for those with little or no formal training in mathematical statistics. First-time or occasional survey researchers, social science students, and especially users of market research surveys will obtain a good basic understanding of sampling methods and design from this publication. Unlike other documents this guide explains the concepts and methods of survey sampling in a non-mathematical format.

## COMPREHENSIVE STUDIES

### 13-001

**National income and expenditure accounts.** Quarterly. First issue 1953. Bilingual. (System of national accounts).

ISSN 0318-708X.

339.371.

Contains gross domestic product and its principal components, sources and disposition of personal income

and gross saving, government revenue and expenditure by level of government, transactions of residents with non-residents, gross national expenditure in constant (1971) dollars, implicit price indexes, analysis of recent trends and occasional short articles of a technical or analytical nature. A quarterly information bulletin containing preliminary data is available from the Income and Expenditure Accounts Division.

### 13-002

**Financial flow accounts.** Quarterly. First issue 1968. Bilingual. (System of national accounts).

ISSN 0380-092X.

339.2:6:0971.

Presents financial flows data for the following sectors: persons and unincorporated businesses, monetary authorities, banks, financial institutions, federal, provincial and local governments and hospitals, social security funds, and rest of the world. Contains matrices, as well as a review of Canadian financial and monetary developments.

### 13-002P

**Financial flow accounts, financial activity in Canada, preliminary data.** Quarterly. First issue 1971. Bilingual. (System of national accounts).

ISSN 0380-0938.

339.2:6:0971.

Contains advance financial flows data for the following sectors: monetary authorities, chartered banks, public financial institutions, federal government, provincial and local governments and hospitals, social security funds, and rest of the world.

### 13-201

**National income and expenditure accounts, the annual estimates.** Annual. First issue 1938/1944. Bilingual. (System of national accounts).

ISSN 0703-0037.

339.371.

Contains series for breakdowns of sector accounts including industrial distribution of gross domestic product, geographical distribution of personal income, and government revenues and expenditures. Contains summary and special detail tables and reconciliation statements. Measures components of gross national expenditure in constant dollars. CANSIM matrix numbers are provided for all tables. See also 13-001.

### 13-206

**Income distributions by size in Canada, preliminary estimates.** Annual. First issue 1971. Bilingual.

ISSN 0317-5405.

339.2:2:0971.

Preliminary estimates of family and individual incomes by size of income, region/province, family size, number



## GENERAL

of children, age and sex of family head or individual. Includes income shares by quintiles, incidence and characteristics of low income families and unattached individuals. Statistics are derived from the Survey of Consumer Finances conducted annually since 1972. Includes data analysis, definitions and bibliography.

## 13-207

**Income distributions by size in Canada.** Annual. First issue 1971. Bilingual.

ISSN 0575-8750. 339.2/2/0971.

Estimates of family and individual incomes by size of income, major source of income, region/province, sex and other characteristics. Includes income shares by quintiles and incidence and characteristics of low income families and unattached individuals. Statistics derived from the Survey of Consumer Finances conducted annually since 1972. Includes data analysis, definitions, data quality, survey questionnaire, and bibliography.

## 13-208

**Family incomes, census families.** Annual. First issue 1971. Bilingual.

ISSN 0703-7368. 339.2/2/0971.

Distributions of census families and persons not in families by size of income, major source of income, region/province, age, sex and other characteristics. The family concept used is identical to the Canadian census. Statistics are derived from the Survey of Consumer Finances conducted annually since 1972. Includes definitions and bibliography.

## 13-210

**Income after tax, distributions by size in Canada.** Annual. First issue 1971. Bilingual.

ISSN 0319-0374.

Incorrect ISSN (0319-3874) printed in this publication. 339.2/0971.

Income distributions for families, unattached individuals and all persons with income are shown on an after-tax basis by selected characteristics such as region, age and sex. Income after tax is defined as total money income less income tax paid. Statistics derived from the Survey of Consumer Finances conducted annually since 1972. Includes data analysis, definitions, data quality and bibliography.

## 13-211

**Fixed capital flows and stocks.** Annual. First issue 1926/1973. Bilingual.

ISSN 0317-5154. 332/0414/0971.

Covers the most recent five years of capital flow and stock data by industry (1970 Standard Industrial Classification). Estimates of capital formation, capital

consumption allowances and gross and net stock, in both current and constant (1971) dollars, are given for building, engineering and machinery and equipment assets. Price indexes for capital expenditures on plant and equipment for industry are also presented. Includes definitions, a short description of the methodology and a list of related publications.

## 13-213

**Provincial economic accounts, experimental data.** Annual. First issue 1961/1976. Bilingual. (System of national accounts).

ISSN 0706-3083. 336.71.

Contains statistical tables of gross domestic product and expenditure and government revenue and expenditure, by province. An introduction outlining concepts and methods is also included.

## 13-214

**National balance sheet accounts.** Annual. First issue 1961/1984. Bilingual. (System of national accounts).

ISSN 0825-9216. 339.2/6/0971.

Contains annual balance sheets matrices, time series for each of the sectors and sub-sectors and for the economy as a whole, as well as selected supplementary tables and CANSIM numbers. Discusses general concepts, provides a brief outline of sources and methods and presents a review of trends from 1961.

## 13-216

**Income estimates for subprovincial areas.** Annual. First issue 1983. Bilingual.

ISSN 0825-124X. 339.2/0971.

This publication contains income estimates presented as area aggregates and on a per-capita basis. The income data include money income (disaggregated by source of income), income taxes assessed, and money income after tax. Also included are measures of personal income (a broader income measure based on National Accounts concepts) and personal disposable income. Data are shown for Statistics Canada's subprovincial areas, counties or census divisions, and census metropolitan areas. Several maps facilitate the analysis of the data contained in the tables.

## 13-217

**Earnings of men and women.** Annual. First issue 1984. Bilingual.

ISSN 0829-6235. 331.2/971.

The 1986 publication is the latest report showing annual earnings by sex. Earnings distributions are shown for

## GENERAL

men and women by province, age, education, occupation and work experience. Also presented are data on the earnings contributions of husbands and wives to family income. Statistics are derived from the Survey of Consumer Finances conducted annually since 1972. Previously 13-577.

### 13-218

**Household facilities by income and other characteristics.** Annual. First issue 1986. Bilingual. ISSN 0226-4560. 339.4/1/0971.

Examines, in private households, relationships between income and household facilities and equipment, by region, household type, age of head and size of area, and between monthly cash rent and annual income. Also provides selected statistics on low income households. Includes data analysis, definitions, data quality, survey questionnaire and bibliography. Previously 13-567.

### 13-568

**Fixed capital flows and stocks, historical, 1936-1983** / Statistics Canada, Construction Division. 286 p. 28 cm. 1983. Bilingual. ISBN 0-660-52232-2. 332/0414/0971.

Presents for the period 1936 to 1983, in current and constant (1971) dollars, estimates of capital formation, capital consumption allowances and capital stocks for both the residential and non-residential sectors (the latter being broken down into manufacturing and non-manufacturing industry groupings). Also provides price indexes (1971 = 100) for the same period for capital expenditure on plant and equipment. Contains a list of CANSIM matrices, related publications and an explanatory introduction.

### 13-578

**Wealth of families with working wives, 1977** / by A. Rashid. 156 p. 28 cm. 1983. Bilingual. ISBN 0-660-51854-6. 339.2/2/0971.

Estimates the impact of wife's work status on family wealth through an analysis of comparative wealth positions of working-wife and non-working-wife families. Also discusses differences in home-ownership, value of owner-occupied homes, mortgage debt, and business/farm/professional equities between families with and without working wives. Includes data analysis, definitions, data quality, and bibliography.

### 13-579

**Population, historical tables for census education data 1971, 1976 and 1981 : Canada, regions, provinces.** 156 p. in various pagings. 28 cm. 1984. Bilingual. ISBN 0-660-51859-7. 304.6/0971. Out-of-print.

Brings together education data from the 1971, 1976 and 1981 population censuses on highest level of schooling, university certificates and degrees, trades/vocational training, median years of schooling and school attendance. Also shows selected education related socio-economic data such as labour force activity, industry, occupation, income, immigration status, internal mobility, nuptiality and religion. Includes data analysis, definitions and bibliography.

### 13-579S

**Supplement to "Historical tables for census education data 1971, 1976 and 1981"** / Statistics Canada, Housing, Family and Social Statistics Division. 76 p. 28 cm. 1985. Bilingual. ISBN 0-660-52857-6. 304.6/0971.

Contains tables providing additional data to corresponding tables in the 1981 Census publication, *Historical tables for census education data, 1971, 1976 and 1981*, regarding median years of schooling, labour force participation rates and average income.

### 13-580

**The distribution of wealth in Canada, 1984** / Statistics Canada, Labour and Household Surveys Analysis Division. 85 p. 28 cm. 1986. Bilingual. ISBN 0-660-52877-0. 339.2/2/0971.

This report describes the wealth distribution of Canadian households according to a wide range of socio-demographic characteristics including, for example, region, income, age and sex. As well, the composition of wealth, in terms of home value, bank deposits, stocks/shares and vehicles, is given by income, region and age. The data were collected through personal interview with a sample of approximately 15,000 households. The previous survey was conducted in 1977.

### 13-581E

**Charting Canadian incomes, 1951-1981.** 28 p. 26 cm. 1984. E. and F. ISBN 0-660-11507-7. 339.2/2/0971.

A collection of charts summarizing the income experience of Canadians indicates that average real income of families increased steadily from 1951 to 1976 but thereafter has levelled off. The effects of number of earners, age, sex, family size and regional differences on income are also studied in a historical context. Includes glossary and bibliography.

### 13-588 no.1

**Changes in the distribution of wealth in Canada, 1970-1984** / by G. Oja. (Income analytic report ; no. 1). 39 p. 28 cm. 1987. Bilingual. ISBN 0-660-53414-2. 339.2/2/0971.



## GENERAL

Results from three independent surveys conducted in 1970, 1977 and 1984 are examined to identify changes in the distribution of wealth among Canadian households. The composition of wealth -- home or business equity, values of vehicles, other financial assets or debts -- is analysed according to family quintile groups based on income or wealth and the age of the family head.

## PRODUCTIVITY STUDIES

## 14-201

**Aggregate productivity measures.** Annual. First issue 1946/65. Bilingual. (System of national accounts).  
ISSN 0317-7882. 331.118:0971.

Indexes of output per person employed and per man-hour, and indexes of unit labour costs for all commercial industries as well as industry groupings, including commercial goods-producing industries, commercial service-producing industries, agriculture and manufacturing. Also provides comparisons with corresponding US official measures where available. Includes data sources; time series in index form; industrial classification used, and labour productivity, unit labour cost and related data in CANSIM.

## INPUT-OUTPUT TABLES

## 15-001

**Gross domestic product by industry.** Monthly. First issue, Jan. 1987. Bilingual. (System of national accounts).  
ISSN 0711-852X. 339.371.

Contains industry real output measures: monthly quantities produced, revalued using base year prices, for Canada. Seasonally adjusted and unadjusted industries and aggregates (constant dollars and indexes) are shown as well as special groupings. Includes charts, data analysis and bibliography. Previously 61-005.

## 15-201E

**The input-output structure of the Canadian economy.** Annual. First issue 1971/76. E. and F. (System of national accounts).  
ISSN 0226-2304. 339.2/3:0971.

This volume contains the accounting framework, classification systems, some special definitions used for the input-output tables, the input-output model used for the impact tables, sources and methods, aggregation parameters, and "make", "use", "final demand" and "impact" tables at two levels of aggregation S and M, as well as tables on margins at level M.

## 15-202E

**The input-output structure of the Canadian economy in constant prices.** Annual. First issue 1971/76. E. and F. (System of national accounts).  
ISSN 0226-2312. 339.2/3:0971.

This volume presents input-output tables in constant 1971 prices. "Make", "use" and "final demand" matrices at two levels of aggregation, S and M, are given. A description of the accounting framework and of the deflation process is included. This volume is a companion to 15-201E *Input-output structure of the Canadian economy* which gives the corresponding tables at current prices as well as a more complete description of the input-output accounting conventions, per capita money income, and area income maps (as of 1977) for CDs; and per-capita money income for SRS from time to time (not available for 1977).

## 15-203

**Provincial gross domestic product by industry.** Annual. First issue 1971/1984. Bilingual.  
ISSN 0712-8762. 339.371.

Presents current price estimates of provincial Gross Domestic Product at factor cost (GDP) for goods-producing industries plus education, hospitals and accommodation and food services. Constant 1971 prices provincial GDP estimates for selected industries are also shown. Provides brief descriptions of concepts, sources and methods. Previously 61-202.

## 15-510

**The input-output structure of the Canadian economy, 1961-1981 (revised data)** / Statistics Canada. Input-Output Division. (System of national accounts). 526 p. 26 cm. 1987. Bilingual.  
ISBN 0-660-53419-3. 339.2/3.

This publication contains input-output tables for the period 1961 to 1981 which are the results of the latest historical revision of the various accounts which form the Canadian System of National Accounts (CSNA). It also provides the final estimates of Gross Domestic Product at factor cost by industry which establishes the contribution of each industry to the total value of production in the economy. These input-output tables constitute a data bank on the production and distribution activity of all industries in Canada which is integrated to the CSNA through the input-output accounting framework. They show who is producing what (distinguishing roughly 200 industries and 600 commodities), who is buying what (intermediate purchases by producers for the production of other commodities or final purchases by producers for the production of other commodities or final purchases by sector) and how much it costs to produce them in material, labour and capital. The introductory chapters cover the following subjects: the input-output accounting



## GENERAL

framework, the classification system, some special definitions used in the input-output tables, the sources and methods, the aggregation parameters, gross domestic product, some uses and interpretations of the tables and the input-output models used for impact analysis.

15-511

**The input-output structure of the Canadian economy in constant prices, 1961-1981 (revised data)** / Statistics Canada, Input-Output Division. 442 p. 36 cm. 1987. Bilingual.

ISBN 0-660-52891-6.

339.2/3 0971.

This publication contains input-output tables in constant prices for the period 1961 to 1981 which are the results of the latest historical revision of the various accounts which form the Canadian System of National Accounts (CSNA). It also provides the final estimates of Real Gross Domestic Product at factor cost by industry which establishes the contribution of each industry to the total volume of production in the economy. These tables constitute a data bank on the production and distribution activity of all industries in Canada which is integrated to the CSNA through the input-output accounting framework. They show who is producing what (distinguishing roughly 200 industries and 600 commodities), who is buying what (intermediate purchases by producers for the production of other commodities or final purchases by sector) and how much it costs to produce them in material, labour and capital. The introductory chapters cover the following subjects: the input-output accounting framework, the nature, sources and methods of deflation, Gross Domestic Product and the aggregation parameters.

15-512

**Gross domestic product by industry (1981 = 100), 1961-1980** / Statistics Canada, Industry Measures and Analysis Division, Monthly Measures Section. (System of national accounts). 219 p. 28 cm. 1987. Bilingual.

ISBN 0-660-53412-6.

339.371.

Gross Domestic Product by industry at factor cost in 1981 prices by month and by quarter, seasonally adjusted at annual rates, and annual data, in millions of dollars, 1961-1980 for Canada.

## SEASONAL VARIATIONS

This is a series of studies being initiated by the Time Series Research and Analysis Division of Statistics Canada. Because seasonality affects different economic activities in varying degrees each study will focus on one economic sector.

16-502

**Seasonal variations in the Canadian economy : retail trade** / Statistics Canada, Time Series Research and Analysis Division. 160 p. 28 cm. 1985. Bilingual.

ISBN 0-660-52856-8.

381/.1 0971.

Analyzes seasonal fluctuations in economic activity focusing on the retail trade sector. Presents data from 1972 to 1982 for 28 kinds of businesses as well as regional breakdowns of retail sales. Adopts a practical approach to the complicated task of seasonal analysis of current sales, and of creating an index of seasonal variation.

## SMALL AREA DATA

17-602

**Urban FSA and rural postal code summary data, Canada.** Annual. First issue 1984. Bilingual.

ISSN 0833-529X.

339.2/2 0971.

Contains the only data ever published according to postal code. The data include age groups, sex, income, employment status and change since 1979. (The abbreviation "FSA" stands for Forward Sortation Area and consists of the first three characters of the postal code in urban areas). This publication is supplied in a binder in five versions corresponding to four regions and the whole of Canada, individually identified as follows:  
Canada 17-602 87-000, Atlantic Provinces  
17-602 87-001, Quebec 17-602 87-002, Ontario  
17-602 87-003, Western Provinces and Territories  
17-602 87-004.

## PRIMARY INDUSTRIES

### FARM INCOME, VALUE AND GENERAL PRODUCTION

#### 21-001

**Farm cash receipts.** Monthly. First issue, Jan./July 1940. Bilingual.

ISSN 0703-7945. 338.1/3/0971.

Estimates income received by farmers from the sale of farm products by provinces and main commodities, cumulative from January to reference month; data for Canada and provinces.

#### 21-522E

**Farming facts.** Annual. First issue 1980. E. and F.  
ISSN 0835-6254. 338.1/0971.

Reference report covering highlights on virtually every kind of Canadian agriculture activity - from oilseed production to honey and wax production. *Farming facts* delivers up-to-date statistics on crops, livestock, poultry, farm cash receipts, investment and expenses.

### AGRICULTURE WORKING PAPERS

#### 21-601 no.5

**Preliminary analysis of the contribution of direct government payments to realized net farm income /** Lambert Gauthier. (Agriculture working paper : no. 5). 80 p. 28 cm. 1984. Bilingual.  
ISBN 0-660-52697-2. 338.1/871.

Presents an analysis of direct government payments to farmers compared to the level and variability of realized net farm income. Shows the role of direct government payments in stabilizing and/or improving the income of farmers. Total direct government payments by program and by province are shown for the years 1971-1979. Includes data analysis and bibliography. The information on Net Direct Government Payments to farmers is available in the *Farm net income* (Catalogue 21-202, Annual).

#### 21-601E no.6

**Characteristics of farm entrants and their enterprises in Southern Ontario for the years 1966 to 1976 /** by Jean B. Down. (Agriculture working paper : no. 6). 50 p. 28 cm. 1982. E. and F.  
ISBN 0-660-11346-5. 631/09713.

The study examines farm entry from the time of farm

turnover to established farming status. Data from 1961-71-76 Census of Agriculture Match are used to compare the resource allocation of farm entrants and established farmers and to describe characteristics of farm entry in Southern Ontario. Includes data analysis and bibliography.

#### 21-601E no.7

**A summary of commodity programs in the United States /** Allister Hickson. (Agriculture working paper : no. 7). 28 p. 28 cm. 1984. E. and F.

ISBN 0-660-11646-4. 338.1/873.

Commodity programs are an important factor in the US and thus the Canadian and world grain production and marketing sphere. This publication reviews these programs as of May 15, 1984 to assist our users in the interpretation of grain marketing data.

#### 21-601E no.9

**The changing profile of the Canadian pig sector /** Mike Shumsky. (Agriculture working paper : no. 9). 88 p. 28 cm. 1985. E. and F.

ISBN 0-660-11811-4. 338.1/764/00971.

Presents data on pig farm operations: inventory, production, sales, capital investment, and farm operator characteristics. Includes data analysis and bibliography. Originally issued as 21-521E.

#### 21-601E no.10

**Revisions to the treatment of imputed house rents in the Canadian farm accounts, 1926-1979 /** Mike Trant. (Agriculture working paper : no. 10). 30 p. 28 cm. 1986. E. and F.

ISBN 0-660-11954-4. 338.1/3/0971.

This publication explains revisions in the treatment of farm house expenses. These revisions were incorporated in the farm income estimates in May 1979. The revisions involved two major changes, the first being the elimination of imputed house rent from the farm accounts and the second being the subtraction, from farm business expenses, of those costs associated with the personal use of farm dwellings. The revisions are explained through a presentation of the background regarding the logic and concepts originally used for handling farm house expenses in the accounts and through the identification of the conceptual problems inherent in the original method. This is followed by a detailed description of the revisions to the treatment of the farm expenses associated with the farm house.

## PRIMARY INDUSTRIES

### AGRICULTURE METHODOLOGY PAPERS

#### 21-602E no.2

**Data collection and estimating procedures of the Animal Products Unit** / by Peter Beerstecker, Elizabeth Leckie. (Agriculture methodology paper ; no. 2). 105 p. 28 cm. 1982. E. and F.

ISBN 0-660-11151-9.

641.3:06:028.

Deals with the collection and estimating procedures used to gather data on the following fields: dairy, poultry and eggs, cold storage stocks of frozen foods, and furs (wildlife and ranch raised). Production, inventories, prices and disappearance are arrived at for these commodities by the methods described.

#### 21-602E no.9

**Progress in the collection of annual agricultural statistics and of crop reports during growth in the Dominion of Canada, 1908-1935** / Ernest H. Godfrey. (Agriculture methodology paper ; no. 9). 37 p. 28 cm. 1985. E. and F.

ISBN 0-660-11810-6.

630/.971.

The methodology paper relates the early history of the Agriculture Statistics Division, describing the origin and progress of the annual agricultural statistics of Canada and the system of crop-reporting during the growth period, 1908-1935. Originally issued as 21-520E.

#### 21-603E

**Agriculture economic statistics.** Annual. First issue 1926/1978. E. and F.

ISSN 0833-6210.

338.1/3:0971.

The six economic indicators covered in this publication have proven themselves through decades of reliable use. For a better indication of both the past and present health of Canada's agricultural economy this publication provides annual information on: farm cash receipts; farm net income; farm operating expenses and depreciation charges; current values of farm capital; farm debt by source of lender (bank, government); index of farm production. This publication replaces 21-202 *Farm net income*, and 21-203 *Index of farm production*. Updated three times a year.

### FARM CROPS

#### 22-002

**Field crop reporting series.** Irregular. First issue, Oct. 1920. Bilingual.

ISSN 0575-8548.

338.1/73:00971.

Set of eight crop reports covers current acreage, seeding, growth and condition of crops, progress of harvesting, production and stocks. Titles and release dates are listed in crop-reporting calendar issued in January each year. See also 22-007, 22-201. Includes data analysis.

#### 22-003

**Fruit and vegetable production.** Monthly. First issue 1932. Bilingual.

ISSN 0383-008X.

338.1/74:0971.

Contains annual estimates of planted acreage, production and value of principal commercially grown vegetables; mushroom statistics; intentions to contract; contracted acreages and planted acreages of main processing crops; estimated production of principal commercial fruit crops and value of production (grower prices).

#### 22-007

**Cereals and oilseeds review.** Monthly. First issue, May 1978. Bilingual.

ISSN 0820-9030.

338.1/731:0971.

Reports on supply and disposition of the four traditional major wheat exporters, Canada, Australia, United States and Argentina. Current and historic supply and disposition of the principal Canadian grains: wheat, durum wheat, oats, barley, rye, flaxseed, canola, corn and soybeans. Similar data, with exception of grain corn and soybeans, at the Prairie province farm level. Farmers' deliveries of major grains, exports to leading markets, prices and domestic processing data. Includes data analysis.

#### 22-008

**Canadian potato production.** Irregular. First issue, July 1987. Bilingual.

ISSN 0835-3255.

338.1/73491:0971.

The publication deals exclusively with potatoes, and provides estimates of area planted and harvested, yield, production and value in Canada, on a provincial basis. This seasonal publication contains current-year and previous-year information. Previously, estimates related to potatoes were published in 22-003, *Fruit and vegetable production*.



## PRIMARY INDUSTRIES

22-201

**Grain trade of Canada.** Annual. First issue 1918/19. Bilingual.

ISSN 0072-5358. 338.1/731/0971.

Provides information on area and production of grains, marketing and inspections. Reports on the receipts and shipments of grain at primary and terminal elevators, the movement of grain within Canada by rail and lake, and the exports of grain products by country of destination. Also reports on oilseed crushings and milling.

22-202

**Greenhouse industry.** Annual. First issue 1955. Bilingual.

ISSN 0527-5369. 338.1/750483/0971.

Identifies a number of establishments, area under glass and plastic, value of sales, flower and vegetable production by type of crops; financial statistics, for Canada and the provinces.

22-203

**Survey of Canadian nursery trades industry.** Annual. First issue 1919. Bilingual.

ISSN 0318-5184. 338.1/75969/0971.

Sales and purchases of fruit and ornamental nursery stock, financial statistics, for Canada and the provinces. Includes data analysis.

22-502

**An overview of Canadian grain milling /** Statistics Canada, Agriculture and Natural Resources Division, Crops Section. 24 p. 28 cm. 1985. Bilingual.

ISBN 0-660-52873-8. 338.4/766472/00971.

This is an overview of the Canadian flour milling industry, from a marketing/consumption perspective. Included are cereal grain production and pricing, milling technology, a statistical summary of flour milling in Canada, domestic consumption and flour exports. It is intended as a complement to the tabular data compiled by the Grain Marketing Unit.

### FARM LIVESTOCK AND ANIMAL PRODUCTS

23-001

**The dairy review.** Monthly. First issue 1932. Bilingual. ISSN 0300-0753. 338.1/77/0971.

Statistical summary of the dairy situation in Canada and the provinces, including farm sales of milk for fluid and manufacturing purposes; cash receipts from farm sales; and production and stocks of creamery butter, cheddar cheese and other dairy products and by-products.

23-003

**Production and stocks of eggs and poultry.** Monthly. First issue 1948. Bilingual.

ISSN 0708-4897. 338.1/765/00971.

Estimates of number of layers, net production and disposition of eggs by provinces; estimates of poultry meat supply and disposition on January 1 and hens and pullets on farms on July 1. Includes data analysis.

23-008

**Livestock report.** Quarterly. First issue, July 1979. Bilingual.

ISSN 0828-3095. 338.1/76/00971.

Estimates of number of pigs on farms, January 1, April 1, July 1 and October 1, by province. Estimates of number of cattle and sheep on farms, January 1 and July 1, by province. Includes data analysis.

23-202

**Production of poultry and eggs.** Annual. First issue 1936. Bilingual.

ISSN 0068-7189. 338.1/765/00971.

Covers the production and consumption of poultry and eggs for Canada and the provinces. Includes data analysis.

23-203

**Livestock and animal products statistics.** Annual. First issue 1909/1919. Bilingual.

ISSN 0068-7154. 338.1/76/00971.

Detailed statistical coverage of livestock population, slaughterings, average price, per capita disappearance, meat stocks, wool and other animal products. Includes data analysis.

23-205

**Wool production and supply.** Annual. First issue 1939. Bilingual.

ISSN 0300-0265. 338.1/763145/0971.

Reports the production of shorn and pulled wool, exports, imports, and domestic disappearance. Includes data highlights and methodology.

23-207

**Fur production.** Annual. First issue 1919/1920. Bilingual.

ISSN 0318-787X. 338.3/729/0971.

Production of pelts by province with source, wildlife or ranch raised. Includes data analysis.



## PRIMARY INDUSTRIES

### 23-208

**Report on fur farms.** Annual. First issue 1919. Bilingual.  
ISSN 0318-7888. 338.1/7608844/0971.

Number of fur farms and fur animals, number and value of pelts taken, by province and kind; exports and imports. Includes data analysis and questionnaire.

### 23-211

**Production and value of honey and maple products.** Annual. First issue 1987. Bilingual.  
ISSN 0835-6629. 338.1/7816/0971.

Describes the production and value of maple syrup and other maple products and reports the number of beekeepers and colonies, honey production and value in Canada and producing provinces.

## FORESTRY

### 25-001

**Pulpwood and wood residue statistics.** Monthly. First issue 1958. Bilingual.  
ISSN 0575-9536. 338.1/74983/0971.

Monthly and cumulative data on production, consumption and inventories of pulpwood, and wood residue for Canada and the provinces.

### 25-002

**Shipments of solid fuel burning heating products.** Quarterly. First issue, Mar. 1982. Bilingual.  
ISSN 0713-6196. 338.4/769707/0971.

Manufacturer's shipments (units and value) of heating stoves, cooking stoves, free standing and prefabricated fireplaces, furnaces and residential boilers (including "add-on" and combination). List of reporting firms included.

### 25-201

**Logging industry.** Annual. First issue 1922. Bilingual.  
ISSN 0701-645X.  
Incorrect ISSN (0834-440X) 338.1/74982/0971.  
printed in the publication.

Covers SIC 0410. Principal statistics of the logging industry including number of establishments, number of employees, salaries and wages, cost of fuel and electricity, cost of materials, value of shipments and value added. Commodity detail by province on inputs and outputs. Included are estimates of total forest production, by products and by province. Includes data analysis, definitions and notes, bibliography, and list of establishments by province.

### 25-202

**Canadian forestry statistics.** Annual. First issue 1959. Bilingual.  
ISSN 0575-805X. 338.1/749/0971.

Presents data on forest land by type, by tenure; forest inventories of timber by species; forest fire statistics; estimates of primary forest production; principal statistics of the logging, wood, pulp, paper and allied industries; shipments and exports of principal commodities; imports of roundwood; capital and repair expenditures of the forest industries. Includes data analysis, definitions and bibliography.

## MINING

### 26-006

**Crude petroleum and natural gas production.** Monthly. First issue, Aug. 1931. Bilingual.  
ISSN 0702-6846. 338.2/728/0971.

Estimates the production and disposition of crude petroleum and natural gas, by province, monthly and cumulative.

### 26-201

**General review of the mineral industries, mines, quarries and oil wells.** Annual. First issue 1949. Bilingual.  
ISSN 0575-8645. 338.2/0971.

Comprehensive final statistics of the mining industry, including production and value of minerals by kind, by province; historical tables of values by main groups; average prices of leading minerals; principal statistics by main group and by province. Includes explanatory notes and bibliography.

### 26-202

**Canada's mineral production, preliminary estimates.** Annual. First issue 1924. Bilingual.  
ISSN 0380-7797. 338.2/0971.

Covers early estimates (released on the first of January) of mineral production by class and by province; quantities and values.

### 26-206

**Coal mines.** Annual. First issue 1917. Bilingual.  
ISSN 0705-436X. 338.2/724/0971.

Covers SIC 063: Coal Mines. Presents data on the number of mines, employment, payroll, cost of fuel and electricity, production, disposition, exports and imports, and supply and demand of coal by province. Includes bibliography.

## PRIMARY INDUSTRIES

### 26-213

**The crude petroleum and natural gas industry.** Annual. First issue 1926. Bilingual.

ISSN 0068-7103. 338.2/728/0971.

Covers SIC 071: Crude Petroleum and Natural Gas Industry. Presents data on the number of establishments, employment, payroll, production, disposition, exports and imports. Provides details on wage earners by sex, as well as statistics on reserves, drilling completions, exploration development and other geological and geophysical operations. Includes definitions, data analysis and bibliography.

### 26-223

**Metal mines.** Annual. First issue 1978. Bilingual.

ISSN 0226-4595. 338.2/74/0971.

Covers SIC 061: Gold Mines; Uranium Mines; Iron Mines and Miscellaneous Metal Mines. Presents data on establishments; employment; payroll; materials, supplies and contract services; production and shipments. Includes lists of establishments showing employment size ranges; terms and definitions; and bibliography.

### 26-224

**Non-metal mines.** Annual. First issue 1978. Bilingual.

ISSN 0226-4609. 338.2/7/0971.

Covers SIC 062: Non-Metal Mines; Asbestos Mines; Peat Industry; Gypsum Mines; Potash Mines; Salt Mines; Other Non-Metal Mines. Presents data on establishments, employment, payroll, materials and supplies used; production, shipments; drilling completed and tonnage of ore removed. Includes list of establishments, notes and definitions, and bibliography.

### 26-225

**Quarries and sand pits.** Annual. First issue 1978. Bilingual.

ISSN 0226-4617. 338.2/75/0971.

Covers SIC 08: Quarries and Sand Pits; Stone Quarries; Sand and Gravel Pits. Presents data on establishments; employment; payroll; material, supplies, fuel and electricity used; production, shipments, and consumption. Includes list of establishments, definitions and bibliography.

## MANUFACTURING

### DESCRIPTIONS OF REPORTS

The publications resulting from the 1985 Census of Manufactures incorporate a major change in structure from that of previous years. As a result of this, 73 separate industry publications have been replaced by:

- a) 20 new industry group publications providing commodity input and output data;
- b) some 230 two-page industry bulletins providing principal operating statistics such as financial and employment data for each individual publication number for the industry group.

Each bulletin is further identified by the Standard Industrial Classification number for each industry included in that particular grouping.

For example, 32-250B SIC 1011 *The Food Industry: Meat and Meat Products Industry* (except poultry).

All publication numbers for the Census of Manufactures publications in the new format end with -250, -251 or -252.

The two-page bulletins each contain three tables which are identical in content and format to tables 1, 2 and 3 of the discontinued publications. The data from table 1 of each bulletin is also aggregated for each industry group and published as table 1 of the new industry group publications.

The content of tables 4 and 5 of the discontinued publications has been reformatted to make it easier to use and is displayed in tables 2 to 5 of the new industry group publications.

This new publishing format allows improved timeliness of Census of Manufactures products. Now, users have the option of purchasing an individual bulletin containing information about one specific industry. Alternatively, the information can be purchased as a complete set for the industry group. Institutions assembling collections of Statistics Canada publications should note that each set of bulletins plus each new industry group publications assembled together constitutes one publication and should be treated as such.

### CONVERSION TABLE: CENSUS OF MANUFACTURES

The following table will enable users to identify which of the 20 new publications contains the commodity statistics previously reported in one of the 73 discontinued publications.

#### DISCONTINUED PUBLICATIONS

CAT. NO.	TITLE
<b>Food</b>	
32-202	Biscuit Industry
32-203	Bread and Other Bakery Products Industry
32-209	Dairy Products Industries
32-213	Confectionery Manufacturers
32-214	Feed Industry
32-216	Fish Products Industry
32-218	Fruit and Vegetable Processing Industries
32-222	Cane and Beet Sugar Industry
32-223	Vegetable Oil Mills
32-224	Miscellaneous Food Processors
32-228	Flour and Breakfast Cereal Products Industry
32-232	Meat and Poultry Products Industries
<b>Beverage and Tobacco</b>	
32-208	Soft Drink Industry
32-225	Tobacco Products Industries
32-231	Alcoholic Beverage Industries

#### NEW PUBLICATIONS

CAT. NO.	TITLE
<b>Food</b>	
32-250	Food Industries
32-250	Food Industries
32-250	Food Industries
32-250	Food Industries
32-250	Food Industries
32-250	Food Industries
32-250	Food Industries
32-250	Food Industries
32-250	Food Industries
32-250	Food Industries
32-250	Food Industries
32-250	Food Industries
32-250	Food Industries
32-250	Food Industries
<b>Beverage and Tobacco Products</b>	
32-251	Beverage and Tobacco Products Industries
32-251	Beverage and Tobacco Products Industries
32-251	Beverage and Tobacco Products Industries

## MANUFACTURING

### DISCONTINUED PUBLICATIONS

CAT. NO.	TITLE
<b>Rubber and Plastic Products</b>	
33-206	Rubber Products Industries
46-222	Plastics Industries
<b>Leather and Allied Products</b>	
33-207	Leather and Allied Products Industries
<b>Textiles</b>	
34-223	Fibre, Yarn and Cloth Mills
<b>Textile Products</b>	
34-221	Carpet, Mat and Rug Industry
34-224	Textile Products Industries
<b>Clothing</b>	
34-216	Men's Clothing Industries
34-217	Women's and Children's Clothing Industries
34-218	Miscellaneous Clothing Industries
<b>Wood Products</b>	
35-204	Sawmill, Planing Mill and Shingle Mill Products Industries
35-205	Sash, Door and Other Millwork Industries
35-206	Veneer and Plywood Industries
35-208	Miscellaneous Wood Industries
<b>Furniture and Fixtures</b>	
35-216	Furniture and Fixture Industries
<b>Paper Products</b>	
36-204	Pulp and Paper Industries
36-215	Other Converted Paper Products Industries, Including Asphalt Roofing Industry
36-216	Paper Box and Bag Industries
<b>Printing</b>	
36-203	Printing, Publishing and Allied Industries

### NEW PUBLICATIONS

CAT. NO.	TITLE
<b>Rubber and Plastic Products</b>	
33-250	Rubber and Plastic Products Industries
33-250	Rubber and Plastic Products Industries
<b>Leather and Allied Products</b>	
33-251	Leather and Allied Products Industries
<b>Primary Textile</b>	
34-250	Primary Textile Industries
<b>Textile Products</b>	
34-251	Textile Products Industries
34-251	Textile Products Industries
<b>Clothing</b>	
34-252	Clothing Industries
34-252	Clothing Industries
34-252	Clothing Industries
<b>Wood Industries</b>	
35-250	Wood Industries
35-250	Wood Industries
35-250	Wood Industries
35-250	Wood Industries
<b>Furniture and Fixtures</b>	
35-251	Furniture and Fixture Industries
<b>Paper Products</b>	
36-250	Paper and Allied Products Industries
36-250	Paper and Allied Products Industries
36-250	Paper and Allied Products Industries
<b>Printing</b>	
36-251	Printing, Publishing and Allied Industries





# MANUFACTURING

## DISCONTINUED PUBLICATIONS

CAT. NO.	TITLE
<b>Electrical Equipment</b>	
43-206	Communications and Other Electronic Equipment
43-207	Electrical Industrial Equipment Industries
43-209	Communications and Energy Wire and Cable Industry
43-212	Appliance, Radio and Television Manufacturers
42-213	Miscellaneous Electrical Industries
<b>Non-metallic Mineral Products</b>	
44-207	Glass and Glass Products Industries
44-218	Clay Products Industries
44-219	Cement Industries
44-220	Miscellaneous Non-metallic Mineral Industries
<b>Petroleum and Coal Products</b>	
45-209	Refined Petroleum and Coal Products
<b>Chemicals</b>	
46-210	Paint and Varnish Industry
46-216	Miscellaneous Chemical Industries
46-223	Pharmaceuticals, Cleaning Compounds and Toilet Preparations
46-224	Industrial and Agricultural Chemical Products
<b>Miscellaneous Manufactures</b>	
47-204	Sporting Goods and Toy Industries
47-205	Miscellaneous Manufacturing Industries
47-206	Scientific and Professional Equipment Industries
47-209	Signs and Displays Industry
47-211	Jewellery and Precious Metal Industries

## NEW PUBLICATIONS

CAT. NO.	TITLE
<b>Electrical Equipment</b>	
43-250	Electrical and Electronic Products Industries Industries
43-250	Electrical and Electronic Products Industries
43-250	Electrical and Electronic Products Industries
43-250	Electrical and Electronic Products Industries
43-250	Electrical and Electronic Products Industries
<b>Non-metallic Mineral Products</b>	
44-250	Non-metallic Mineral Industries
44-250	Non-metallic Mineral Industries
44-250	Non-metallic Mineral Industries
44-250	Non-metallic Mineral Industries
<b>Petroleum and Coal Products</b>	
45-250	Refined Petroleum and Coal Products Industries
<b>Chemicals</b>	
46-250	Chemical and Chemical Products Industries
46-250	Chemical and Chemical Products Industries
46-250	Chemical and Chemical Products Industries
46-250	Chemical and Chemical Products Industries
<b>Miscellaneous Manufactures</b>	
47-250	Other Manufacturing Industries
47-250	Other Manufacturing Industries
47-250	Other Manufacturing Industries
47-250	Other Manufacturing Industries
47-250	Other Manufacturing Industries

# MANUFACTURING

## GENERAL SURVEYS

### 31-001

**Inventories, shipments and orders in manufacturing industries.** Monthly. First issue, Feb. 1947. Bilingual.  
ISSN 0701-7367. 338.4.767.0971.

Estimated values of manufacturers' shipments, inventories and orders by month; Canada totals, durable and non-durable goods industries, major groups and selected individual industries as defined by the Standard Industrial Classification, also grouped by an economic use classification; shipment totals by province, and major group within provinces, inventory to shipment ratios; concepts and methods. Principal series also shown after adjustment for seasonal variation.

### 31-003

**Capacity utilization rates in Canadian manufacturing.** Quarterly. First issue, 3rd quarter 1976. Bilingual.  
ISSN 0700-1517. 338.4.567.0971.

Presents capacity utilization rates for Canadian manufacturing by major group according to the 1980 *Standard Industrial Classification*, as well as aggregates for durable, non-durable and total manufacturing. The series are an analytical extension of the capital stocks series presented in publication 13-211: *Fixed capital flows and stocks*.

### 31-203

**Manufacturing industries of Canada, national and provincial areas.** Annual. First issue 1953. Bilingual.  
ISSN 0382-4144. 338.4.767.0971.

Principal statistics for Canada and provinces by industry and industry group, historical and other tabulations. Includes data by type of organization and size of establishment starting with the 1977 issue.

### 31-209

**Manufacturing industries of Canada, sub-provincial areas.** Annual. First issue 1949. Bilingual.  
ISSN 0382-4012. 338.4.767.0971.

Detailed small area data. Data totals by industry group and by industry for counties, Census Metropolitan Areas and Census Agglomerations; industry data by industry group for municipalities and economic regions; size distributions of establishments for Census Metropolitan Areas and selected municipalities; other tabulations and analyses.

### 31-211

**Products shipped by Canadian manufacturers.** Annual. First issue 1961. Bilingual.  
ISSN 0575-9455. 380.1.4567.0971.

Total Canadian and provincial shipments of products according to the Industrial Commodity Classification (ICC), with value and quantity of shipments. Includes data analysis, methodology, data quality and bibliography.

### 31-212

**Consumption of containers and other packaging supplies by the manufacturing industries.** Annual. First issue 1966. Bilingual.  
ISSN 0576-0186. 381.456888.0971.

Contains consumption data of the manufacturing industries on containers by industry, as well as a detailed breakdown of this consumption.

### 31-401

**Domestic and foreign control of manufacturing, mining and logging establishments in Canada.** Biennial. First issue 1969/1970. Bilingual.  
ISSN 0708-4269. 338.8.8871.

Establishment data by country of control, e.g. Canada, United States and other foreign countries, from returns of Census of Manufactures and, beginning with the 1974 issue, Censuses of Mines and Logging. Various levels of disaggregation industrially and geographically.

### 31-401P

**Domestic and foreign control of manufacturing, mining and logging establishments in Canada.** Biennial. First issue 1981. Bilingual.  
ISSN 0829-8602. 338.8.8871.

Contains selected statistics for the latest available year for most tables.

### 31-402

**Industrial organization and concentration in the manufacturing, mining, and logging industries.** Biennial. First issue 1970. Bilingual.  
ISSN 0318-8795. 338.8.0971.

Industrial concentration measures for even-numbered years beginning in 1968, with some 1965 measures also. Special compilations for enterprises classified entirely to their principal industry.



## MANUFACTURING

### 31-402P

**Industrial organization and concentration in the manufacturing, mining and logging industries.** Biennial. First issue 1982. Bilingual.  
ISSN 0829-8610. 338.8/0971.

Contains industry concentration measures for the latest available year.

## FOODS, BEVERAGES AND TOBACCO

### 32-001

**Monthly production of soft drinks.** Monthly. First issue, Mar. 1954. Bilingual.  
ISSN 0527-575X. 338.4/766362/0971.

Production data for month and cumulative period together with comparisons with earlier periods.

### 32-004

**Shipments of animal and poultry feeds.** Semiannual. First issue, Jan. 1948. Bilingual.  
ISSN 0227-1737. 381/4566476/0971.

Volume of shipments of selected animal and poultry feeds by province of origin. Includes a list of reporting establishments.

### 32-006

**Oils and fats.** Monthly. First issue, Jan./June 1950. Bilingual.  
ISSN 0527-5911. 338.4/76643/0971.

Domestic purchases and production of deodorized oils; manufacturers' sales of deodorized oils by type, packaged margarine, shortening and salad oils; oilseed crushings; production and stocks of vegetable oils meal. Includes explanatory notes.

### 32-011

**Canned and frozen fruits and vegetables.** Monthly. First issue, Apr. 1934. Bilingual.  
ISSN 0702-6528. 338.4/76648/00971.

Pack in terms of total cases, and stocks by container size, of selected (canned) fruits and vegetables by major geographic area. Pack of selected frozen fruits and vegetables.

### 32-012

**Stocks of frozen meat products.** Monthly. First issue, July 1934. Bilingual.  
ISSN 0703-7333. 338.1/760883/0971.

Stocks by kinds in cold storage on first day of each month, for Canada and by province.

### 32-013

**The sugar situation.** Monthly. First issue, July 1920. Bilingual.  
ISSN 0380-8378. 338.4/766412/0971.

Acquisitions, stocks, production and shipments of raw cane sugar and refined cane and beet sugar. Detailed shipments of sugar by type and package size.

### 32-022

**Production and disposition of tobacco products.** Monthly. First issue, Jan. 1972. Bilingual.  
ISSN 0708-336X. 338.4/76797/0971.

Monthly and cumulative production, sales and inventory of cigarettes, cigars and cut tobacco.

### 32-023

**Fruit and vegetable preservation.** Irregular. First issue, Jan. 1972. Bilingual.  
ISSN 0380-5042. 338.4/76648/00971.

Annual seasonal pack of selected individual canned and frozen fruits and vegetables, by major region, by container size at the Canada level. Fresh acquisitions of fruits used in processing.

### 32-024

**Production and inventories of process cheese and instant skim milk powder.** Monthly. First issue, Jan. 1972. Bilingual.  
ISSN 0705-551X. 338.1/7733/0971.

Monthly and cumulative production and inventory of packaged instant skim milk powder and process cheese with previous year's comparative data.

### 32-025

**Production and stocks of tea, coffee and cocoa.** Quarterly. First issue, Mar. 1979. Bilingual.  
ISSN 0709-2768. 338.4/76639/0971.

Production and stocks of tea and coffee. Stocks and grindings of cocoa beans. Includes sources and methods, and lists of reporting firms and their plant locations.

### 32-026

**Production of selected biscuits.** Quarterly. First issue, Mar. 1979. Bilingual.  
ISSN 0227-1761. 338.4/7664752/0971.

Production of selected biscuits. Includes survey coverage, and a list of reporting firms and their plant locations.

## MANUFACTURING

### 32-217

**Stocks of food commodities in cold storage and other warehouses.** Annual. First issue 1926. Bilingual.

ISSN 0527-6268. 338.4/7664/00971.

Summary data on stocks of dairy products, poultry, red meats, fruits and vegetables, for Canada and provinces except Newfoundland.

### 32-229

**Apparent per capita food consumption in Canada, part I.** Annual. First issue 1979. Bilingual.

ISSN 0226-823X. 339.4/8664/00971.

Canadian supply and disposition of cereals, sugars and syrups, meats and pulses and nuts, with apparent per capita consumption estimates in retail and fresh equivalent measures. Also includes detailed data on the multinational value of foods consumed. Includes data analysis and methodology.

### 32-230

**Apparent per capita food consumption in Canada, part II.** Annual. First issue 1979. Bilingual.

ISSN 0226-8248. 339.4/8664/00971.

Canadian supply and disposition of fruits, vegetables, poultry, eggs, oils and fats, fish and dairy products, with apparent per capita food consumption estimates in retail and fresh equivalent measures.

### 32-250

**Food industries.** Annual. First issue 1985. Bilingual. (Annual census of manufactures).

ISSN 0835-0000. 338.4/7664/00971.

- 32-250B**
- 1011 - Meat and meat products industry (except poultry)
  - 1012 - Poultry products industry
  - 1021 - Fish products industry
  - 1031 - Canned and preserved fruit and vegetable industry
  - 1032 - Frozen fruit and vegetable industry
  - 1041 - Fluid milk industry
  - 1049 - Other dairy products industries
  - 1051 - Cereal grain flour industry
  - 1052 - Prepared flour mixes and prepared cereal foods industry
  - 1053 - Feed industry
  - 1061 - Vegetable oil mills (except corn oil)
  - 1071 - Biscuit industry
  - 1072 - Bread and other bakery products industry
  - 1081 - Cane and beet sugar industry
  - 1082 - Chewing gum industry
  - 1083 - Sugar and chocolate confectionery industry

1091 - Tea and coffee industry

1092 - Dry pasta products industry

1093 - Potato chip, pretzel and popcorn industry

1098 - Other food products industries (includes malt and malt flour industry)

(See the first page of chapter 3, *Manufacturing*, for a general description of this publication).

### 32-251

**Beverage and tobacco products industries.** Annual. First issue 1985. Bilingual. (Annual census of manufactures).

ISSN 0835-0019. 338.4/7663/0971.

- 32-251B**
- 1111 - Soft drink industry
  - 1121 - Distillery products industry
  - 1131 - Brewery products industry
  - 1141 - Wine industry
  - 1211 - Leaf tobacco industry
  - 1221 - Tobacco products industry

(See the first page of chapter 3, *Manufacturing* for a general description of this publication).

### 32-509E

**Apparent per capita food consumption in Canada : reference manual for catalogue 32-229 and 32-230 /** Statistics Canada, Agriculture Division, Horticultural Crops Unit. 79 p. 28 cm. 1987. E. and F.

ISBN 0-660-12602-8. 339.4/8664/00971.

This methodology paper outlines the data sources and methods pertaining to the calculation of domestic disappearance of food in Canada. It relates specifically to the following food groups: Cereals; Sugars and syrups; Pulses and nuts; Beverages; Dairy products and by-products; Meats; Oils and fats; Fruits and vegetables; Poultry and eggs; Fish.

## LEATHER AND RUBBER PRODUCTS

### 33-002

**Footwear statistics.** Monthly. First issue, Jan. 1926. Bilingual.

ISSN 0380-707X. 338.4/768531/00971.

Production of footwear in Canada, by type of footwear.

### 33-250

**Rubber and plastic products industries.** Annual. First issue 1985. Bilingual. (Annual census of manufactures). ISSN 0319-9088.

Incorrect ISSN (0835-0027) printed 338.4/76783/0971. in 33-250B.

## MANUFACTURING

- 33-250B** 1521 - Rubber hose and belting industry  
 1598 - Other rubber products industries (including tire and tube industry)  
 1611 - Foamed and expanded plastic products industry  
 1621 - Plastic pipe and pipe fittings industry  
 1631 - Plastic film and sheeting industry  
 1691 - Plastic bag industry  
 1699 - Other plastic products industries

(See the first page of chapter 3, *Manufacturing*, for a general description of this publication).

### 33-251

**Leather and allied products industries.** Annual. First issue 1985. Bilingual. (Annual census of manufactures).  
 ISSN 0828-9859.

Incorrect ISSN (0835-0035) printed 338.4/7685/0971.  
 in 33-251B.

- 33-251B** 1711 - Leather tanneries  
 1712 - Footwear industry  
 1713 - Luggage, purse and handbag industry  
 1719 - Other leather and allied products industries

(See the first page of chapter 3, *Manufacturing*, for a general description of this publication).

## TEXTILES AND APPAREL

### 34-250

**Primary textile industries.** Annual. First issue 1985. Bilingual. (Annual census of manufactures).  
 ISSN 0835-0043. 338.4/7677/00971.

- 34-250B** 1811 - Man-made fibre and filament yarn industry  
 1821 - Wool yarn and woven cloth industry  
 1829 - Other spun yarn and woven cloth industries  
 1831 - Broad knitted fabric industry

(See the first page of chapter 3, *Manufacturing*, for a general description of this publication).

### 34-251

**Textile products industries.** Annual. First issue 1985. Bilingual. (Annual census of manufactures).  
 ISSN 0319-891X.

Incorrect ISSN (0835-0051) printed 338.4/7677/00971.  
 in 34-251B.

- 34-251B** 1911 - Natural fibres processing and felt products industry  
 1921 - Carpet, mat and rug industry  
 1931 - Canvas and related products industry  
 1991 - Narrow fabric industry

- 1992 - Contract textile dyeing and finishing industry  
 1993 - Household products of textile materials industry  
 1994 - Hygiene products of textile materials industry  
 1998 - Other textile products industries (including tire cord fabric industry)

(See the first page of chapter 3, *Manufacturing*, for a general description of this publication).

### 34-252

**Clothing industries.** Annual. First issue 1985. Bilingual. (Annual census of manufactures).

ISSN 0835-006X. 338.4/7687/0971.

- 34-252B** 2431 - Men's and boys' coat industry  
 2432 - Men's and boys' suit and jacket industry  
 2433 - Men's and boys' pants industry  
 2434 - Men's and boys' shirt and underwear industry  
 2435 - Men's and boys' clothing contractors  
 2441 - Women's coat and jacket industry  
 2442 - Women's sportswear industry  
 2443 - Women's dress industry  
 2444 - Women's blouse and shirt industry  
 2445 - Women's clothing contractors  
 2451 - Children's clothing industry  
 2491 - Sweater industry  
 2492 - Occupational clothing industry  
 2493 - Glove industry  
 2494 - Hosiery industry  
 2495 - Fur goods industry  
 2496 - Foundation garment industry  
 2499 - Other clothing and apparel industries

(See the first page of chapter 3, *Manufacturing*, for a general description of this publication).

## WOOD AND FURNITURE PRODUCTS

### 35-001

**Construction type plywood.** Monthly. First issue, Jan./Mar. 1953. Bilingual.

ISSN 0708-6229. 338.4/7674834/0971.

Presents data on production, domestic and export shipments and stocks of construction-type plywood; monthly and cumulative.



## MANUFACTURING

### 35-002

**Production, shipments and stocks on hand of sawmills east of the Rockies (excluding Newfoundland and Prince Edward Island).** Monthly. First issue, Jan. 1946. Bilingual.  
ISSN 0380-464X. 338.4/76742/0971.

Production, shipments and stocks of sawn lumber by kinds of wood, of sawmills east of the Rockies, with provincial totals.

### 35-003

**Production, shipments and stocks on hand of sawmills in British Columbia.** Monthly. First issue, Jan. 1947. Bilingual.  
ISSN 0318-7942. 338.4/76742/09711.

Production, shipments and stocks on hand of sawn lumber by kinds of wood, of sawmills in British Columbia.

### 35-006

**Quarterly shipments of office furniture products.** Quarterly. First issue, Mar. 1972. Bilingual.  
ISSN 0701-7898. 380.1/456841/00971.

Manufacturers' shipments of selected office furniture products including wooden and metal furniture, record equipment and systems; quarterly and cumulative. Includes a list of reporting firms and their plant location.

### 35-250

**Wood industries.** Annual. First issue 1985. Bilingual. (Annual census of manufactures).  
ISSN 0835-0078. 338.4/76748/0971.

**35-250B** 2511 - Shingle and shake industry  
2512 - Sawmill and planing mill products industry (except shingles and shakes)  
2520 - Veneer and plywood industries  
2541 - Prefabricated wooden buildings industry  
2542 - Wooden kitchen cabinet and bathroom vanity industry  
2543 - Wooden door and window industry  
2549 - Other millwork industries  
2561 - Wooden box and pallet industry  
2581 - Coffin and casket industry  
2591 - Wood preservation industry  
2592 - Particle board industry  
2593 - Wafer board industry  
2599 - Other wood industries

(See the first page of chapter 3, *Manufacturing*, for a general description of this publication).

### 35-251

**Furniture and fixture industries.** Annual. First issue 1985. Bilingual. (Annual census of manufactures).  
ISSN 0828-9891.  
Incorrect ISSN (0835-0086) printed 338.4/76841/00971, in 35-251B.

**35-251B** 2611 - Wooden household furniture industry  
2612 - Upholstered household furniture industry  
2619 - Other household furniture industries  
2641 - Metal office furniture industry  
2649 - Other office furniture industries  
2691 - Bed spring and mattress industry  
2692 - Hotel, restaurant and institutional furniture and fixture industry  
2699 - Other furniture and fixture industries

(See the first page of chapter 3, *Manufacturing*, for a general description of this publication).

## PAPER PRODUCTS AND PRINTING

### 36-002

**Rigid insulating board, wood fibre and mineral products.** Monthly. First issue, Jan. 1933. Bilingual.  
ISSN 0829-8653.  
Incorrect ISSN (0318-7934) printed 338.4/767483/0971, in the publication.

Production, domestic and export shipments of building board, asphalted sheathing board, and roof insulating board.

### 36-003

**Particleboard, waferboard and hardboard.** Monthly. First issue, July 1965. Bilingual.  
ISSN 0714-1629. 338.4/7674836/0971.

Production, domestic and export shipments of particleboard, waferboard and hardboard; monthly and cumulative.

### 36-004

**Corrugated boxes and wrappers.** Monthly. First issue, Sept. 1975. Bilingual.  
ISSN 0380-7037. 338.4/76763/0971

Manufacturers' shipments of corrugated boxes and wrappers by regions; monthly and cumulative.

### 36-250

**Paper and allied products industries.** Annual. First issue 1985. Bilingual. (Annual census of manufactures).  
ISSN 0835-0094. 338.4/76762/0971.

## MANUFACTURING

- 36-250B** 2711 - Pulp industry  
 2712 - Newsprint industry  
 2713 - Paperboard industry  
 2714 - Building board industry  
 2719 - Other paper industries  
 2721 - Asphalt roofing industry  
 2731 - Folding carton and set-up box industry  
 2732 - Corrugated box industry  
 2733 - Paper bag industry  
 2791 - Coated and treated paper industry  
 2792 - Stationery paper products industry  
 2793 - Paper consumer products industry  
 2799 - Other converted paper products industries

(See the first page of chapter 3, *Manufacturing*, for a general description of this publication).

### 36-251

**Printing, publishing and allied industries.** Annual. First issue 1985. Bilingual. (Annual census of manufactures).

ISSN 0575-9412.

Incorrect ISSN (0835-0108) printed 338.4/70705:0971. in 36-251B.

- 36-251B** 2811 - Business forms printing industry  
 2819 - Other commercial printing industries  
 2821 - Platemaking, typesetting and bindery industry  
 2831 - Book publishing industry  
 2839 - Other publishing industries  
 2841 - Newspaper, magazine and periodical (combined publishing and printing) industry  
 2849 - Other combined publishing and printing industries

(See the first page of chapter 3, *Manufacturing*, for a general description of this publication).

## PRIMARY METALS (MANUFACTURED) AND FABRICATED METAL PRODUCTS

### 41-001

**Primary iron and steel.** Monthly. First issue, Jan. Feb. 1946. Bilingual.

ISSN 0380-7851. 338.4/7672/0971.

Furnace charges, production and shipments of pig iron and ferro-alloy, and steel ingots and castings; production and disposition of rolled steel products.

### 41-006

**Steel wire and specified wire products.** Monthly. First issue, Apr. 1949. Bilingual.

ISSN 0380-0822. 338.4/7672/0971.

Production and shipments of steel wire, fabricated wire products, and nails, tacks and staples.

### 41-011

**Production and shipments of steel pipe and tubing.** Monthly. First issue, Jan. 1977. Bilingual.

ISSN 0835-5797. 338.4/7672/0971.

Production, own use and shipments for sale (domestic and export) of steel pipe, tubing and fittings. Previously *Production and shipments of steel pipe, tubing and fittings*.

### 41-250

**Primary metal industries.** Annual. First issue 1985. Bilingual. (Annual census of manufactures).

ISSN 0835-0116.

Incorrect ISSN (0319-9088) printed 338.4/7672/0971. in 41-250.

- 41-250B** 2910 - Primary steel industries  
 2921 - Steel pipe and tube industry  
 2941 - Iron foundries  
 2950 - Non-ferrous metal smelting and refining industries  
 2961 - Aluminum rolling, casting and extruding industry  
 2971 - Copper and copper alloy rolling, casting and extruding industry  
 2999 - Other rolled, cast and extruded non-ferrous metal products industries

(See the first page of chapter 3, *Manufacturing*, for a general description of this publication).

### 41-251

**Fabricated metal products industries.** Annual. First issue 1985. Bilingual. (Annual census of manufactures).

ISSN 0835-0124. 338.4/7671/0971.

- 41-251B** 3011 - Power boiler and heat exchanger industry  
 3021 - Metal tanks (heavy gauge) industry  
 3022 - Plate work industry  
 3023 - Pre-engineered metal buildings industry (except portable)  
 3029 - Other fabricated structural metal products industries  
 3031 - Metal door and window industry  
 3032 - Prefabricated portable metal buildings industry  
 3039 - Other ornamental and architectural metal products industries

## MANUFACTURING

- 3041 - Custom coating of metal products industry
- 3042 - Metal closure and container industry
- 3049 - Other stamped and pressed metal products industries
- 3052 - Wire and wire rope industry
- 3053 - Industrial fastener industry
- 3058 - Other wire products industries (including upholstery and coil spring industry)
- 3061 - Basic hardware industry
- 3062 - Metal dies, moulds and patterns industry
- 3063 - Hand tool and implement industry
- 3069 - Other hardware and cutlery industries
- 3071 - Heating equipment industry
- 3081 - Machine shop industry
- 3091 - Metal plumbing fixtures and fittings industry
- 3092 - Metal valve industry
- 3099 - Other metal fabricating industries

(See the first page of chapter 3, *Manufacturing*, for a general description of this publication).

## MACHINERY AND TRANSPORTATION EQUIPMENT

### 42-250

**Machinery industries, except electrical machinery.** Annual. First issue 1985. Bilingual. (Annual census of manufactures).

ISSN 0835-0132. 338.4/76218 0971.

- 42-250B** 3111 - Agricultural implement industry
- 3121 - Commercial refrigeration and air conditioning equipment industry
- 3191 - Compressor, pump and industrial fan industry
- 3192 - Construction and mining machinery and materials handling equipment industry
- 3193 - Sawmill and woodworking machinery industry
- 3194 - Turbine and mechanical power transmission equipment industry
- 3199 - Other machinery and equipment industries

(See the first page of chapter 3, *Manufacturing*, for a general description of this publication).

### 42-251

**Transportation equipment industries.** Annual. First issue 1985. Bilingual. (Annual census of manufactures).

ISSN 0835-0140. 338.4/7629046 0971.

- 42-251B** 3211 - Aircraft and aircraft parts industry
- 3231 - Motor vehicle industry
- 3241 - Truck and bus body industry

- 3242 - Commercial trailer industry
- 3243 - Non-commercial trailer industry
- 3244 - Mobile home industry
- 3251 - Motor vehicle engine and engine parts industry
- 3252 - Motor vehicle wiring assemblies industry
- 3253 - Motor vehicle stampings industry
- 3254 - Motor vehicle steering and suspension parts industry
- 3255 - Motor vehicle wheel and brake industry
- 3256 - Plastic parts and accessories for motor vehicles industry
- 3257 - Motor vehicle fabric accessories industry
- 3259 - Other motor vehicle accessories, parts and assemblies industries
- 3261 - Railroad rolling stock industry
- 3271 - Shipbuilding and repair industry
- 3281 - Boatbuilding and repair industry
- 3299 - Other transportation equipment industries

(See the first page of chapter 3, *Manufacturing*, for a general description of this publication).

## ELECTRICAL EQUIPMENT

### 43-003

**Specified domestic electrical appliances.** Monthly. First issue, Jan. 1958. Bilingual.

ISSN 0410-5907. 338.4/768383 0971.

Production, shipments and month-end stocks of specified electrical appliances, including air space heaters, can-openers, coffee-makers, flat-irons, floor-polishers, food mixers, hair dryers, frying-pans, kettles, knives, toasters, vacuum cleaners, and waffle-irons.

### 43-005

**Factory sales of electric storage batteries.** Monthly. First issue, Jan. 1935. Bilingual.

ISSN 0380-7061. 338.4/76292542 0971.

Data on factory sales of electric storage batteries to wholesalers and retailers, but not actual retail sales to consumers.

### 43-009

**Electric lamps, light bulbs and tubes.** Monthly. First issue, Jan. 1978. Bilingual.

ISSN 0828-1777. 338.4/7621322 0971.

Quantity and value of manufacturers' sales (including imports) of electric lamps, light bulbs and tubes by type.



## MANUFACTURING

### 43-010

**Production, sales and stocks of major appliances.** Monthly. First issue, Apr. 1984. Bilingual.

ISSN 0825-1339. 338.4/768388/0971.

Sales by province, production and stocks for Canada for washing machines, clothes dryers, refrigerators, freezers, ranges and dishwashers.

### 43-250

**Electrical and electronic products industries.** Annual. First issue 1985. Bilingual. (Annual census of manufactures).

ISSN 0835-0159. 338.4/76213/0971.

- 43-250B**
- 3311 - Small electrical appliance industry
  - 3321 - Major appliance industry (electric and non-electric)
  - 3331 - Lighting fixture industry
  - 3332 - Electric lamp and shade industry (except bulb and tube)
  - 3333 - Electric lamp (bulb and tube industry)
  - 3341 - Record player, radio and television receiver industry
  - 3351 - Telecommunications equipment industry
  - 3352 - Electronic parts and components industry
  - 3359 - Other communication and electronic equipment industries
  - 3361 - Electronic computing and peripheral equipment industry
  - 3368 - Office, store and business machine industries (electronic and other)
  - 3371 - Electrical transformer industry
  - 3372 - Electrical switchgear and protective equipment industry
  - 3379 - Other electrical industrial equipment industries
  - 3381 - Communications and energy wire and cable industry
  - 3391 - Battery industry
  - 3392 - Non-current carrying wiring devices industry
  - 3399 - Other electrical products industries

(See the first page of chapter 3, *Manufacturing*, for a general description of this publication).

## NON-METALLIC MINERAL PRODUCTS

### 44-001

**Cement.** Monthly. First issue, Aug. 1931. Bilingual.

ISSN 0380-6898. 338.4/7620135/0971.

Products, shipments, domestic and export sales, and stocks on hand of cement, monthly and cumulative. Distribution of sales by region and type, monthly and cumulative.

### 44-003

**Gypsum products.** Monthly. First issue, Aug. 1931. Bilingual.

ISSN 0380-7223. 338.4/76223635/0971.

Production, factory shipments and stocks of gypsum products, monthly and cumulative.

### 44-004

**Mineral wool including fibrous glass insulation.** Monthly. First issue, Jan. 1950. Bilingual.

ISSN 0229-6098. 338.4/7620144/0971.

Production and factory shipments of mineral wool including fibrous glass insulation; monthly and cumulative.

### 44-250

**Non-metallic mineral products industries.** Annual. First issue 1985. Bilingual. (Annual census of manufactures).

ISSN 0835-0167. 338.4/7666/0971.

- 44-250B**
- 3511 - Clay products industry (from domestic clay)
  - 3512 - Clay products industry (from imported clay)
  - 3521 - Cement industry
  - 3541 - Concrete pipe industry
  - 3542 - Structural concrete products industry
  - 3549 - Other concrete products industries
  - 3551 - Ready-mix concrete industry
  - 3561 - Primary glass and glass containers industry
  - 3562 - Glass products industry (except glass containers)
  - 3571 - Abrasives industry
  - 3581 - Lime industry
  - 3591 - Refractories industry
  - 3592 - Asbestos products industry
  - 3593 - Gypsum products industry
  - 3594 - Non-metallic mineral insulating materials industry
  - 3599 - Other non-metallic mineral products industries

(See the first page of chapter 3, *Manufacturing*, for a general description of this publication).

## MANUFACTURING

### PETROLEUM AND COAL PRODUCTS

#### 45-001

**Asphalt roofing.** Monthly. First issue, Apr. 1932. Bilingual.

ISSN 0380-5786. 338.4/7695:0971.

Production and shipments, domestic and export, of asphalt roofing shingles, sidings, tar and asphalt felts and sheathings; monthly and cumulative.

#### 45-002

**Coal and coke statistics.** Monthly. First issue, June 1921. Bilingual.

ISSN 0380-6847. 338.2/724:0971.

Production, imports, exports, stocks and disposition of coal by province; supply and disposition of coke in Canada.

#### 45-004

**Refined petroleum products.** Monthly. First issue, Jan. 1946. Bilingual.

ISSN 0380-8629. 338.2/7282:0971.

Crude oil received by refineries with imports by source of supply; refinery operations, shipments and inventories. Includes notes, definitions and lists of refiners and distributors.

#### 45-250

**Refined petroleum and coal products industries.** Annual. First issue 1985. Bilingual. (Annual census of manufactures).

ISSN 0835-0175.

Incorrect ISSN (0319-9088) printed 338.4/7665538:0971. in 45-250.

**45-250B** 3611 - Refined petroleum products industry (except lubricating oil and grease)

3612 - Lubricating oil and grease industry

3699 - Other petroleum and coal products industries

(See the first page of chapter 3, *Manufacturing*, for a general description of this publication).

### CHEMICALS

#### 46-002

**Industrial chemicals and synthetic resins.** Monthly. First issue, Apr. 1958. Bilingual.

ISSN 0712-8592. 338.4/7661:00971.

Statistics on production of industrial chemicals and synthetic resins; monthly and cumulative.

#### 46-250

**Chemical and chemical products industries.** Annual. First issue 1985. Bilingual. (Annual census of manufactures).

ISSN 0835-0183.

Incorrect ISSN (0319-9088) printed 338.4/7661:00971. in 46-250.

- 46-250B** 3711 - Industrial inorganic chemical industries  
 3712 - Industrial organic chemical industries  
 3721 - Chemical fertilizer and fertilizer materials industry  
 3722 - Mixed fertilizer industry  
 3729 - Other agricultural chemical industries  
 3731 - Plastic and synthetic resin industry  
 3741 - Pharmaceutical and medicine industry  
 3751 - Paint and varnish industry  
 3761 - Soap and cleaning compounds industry  
 3771 - Toilet preparations industry  
 3791 - Printing ink industry  
 3792 - Adhesives industry  
 3799 - Other chemical products industries

(See the first page of chapter 3, *Manufacturing*, for a general description of this publication).

#### 46-504

**Usage of fertilizer materials, 1984 /** Statistics Canada, Industry Division, Census of Manufactures Section. 18 p. 28 cm. 1985. Bilingual.

ISBN 0-660-52850-9. 338.4/766862:0971.

Provides data on fertilizers shipped by wholesalers and their nutrient content, by province during fertilizer year July 1, 1983 to June 30, 1984 as well as trade data. This publication replaces 46-207 *Fertilizer trade*.

### MISCELLANEOUS MANUFACTURES

#### 47-004

**Production and sales of phonograph records and pre-recorded tapes in Canada.** Monthly. First issue, Feb. 1973. Bilingual.

ISSN 0706-229X. 338.4/7789912:0971.

Manufacturers' production and distributors' net shipments and sales of phonograph records and pre-recorded tapes; monthly and cumulative.

#### 47-005

**Factory shipments of high pressure decorative laminate sheet.** Quarterly. First issue, Mar. 1978. Bilingual.

ISSN 0706-2664. 338.4/7668492:0971.

Statistics on manufacturers' shipments of decorative laminate sheet to domestic customers only.

## MANUFACTURING

### 47-006

**Production and shipments of blow-moulded plastic bottles.** Quarterly. First issue, Mar. 1978. Bilingual.

ISSN 0713-9098. 338.4/7668497/0971.

Production and shipments of blow-moulded plastic bottles by end use; materials used in production. Includes lists of reporting firms and their plant locations.

### 47-007

**Shipments of plastic film and bags manufactured from resin.** Quarterly. First issue, Mar. 1983. Bilingual.

ISSN 0823-0900. 381/.45668495/0971.

Shipments of plastic film and bags; low and high density polyethylene. Includes a list of reporting firms by province and mailing addresses.

### 47-250

**Other manufacturing industries.** Annual. First issue 1985. Bilingual. (Annual census of manufactures).

ISSN 0835-0191. 338.4/767/0971.

- 47-250B**
- 3911 - Indicating, recording and controlling instruments industry
  - 3912 - Other instruments and related products industries
  - 3913 - Clock and watch industry
  - 3914 - Ophthalmic goods industry
  - 3921 - Jewellery and silverware industry
  - 3922 - Precious metal secondary refining industry
  - 3931 - Sporting goods industry
  - 3932 - Toys and games industry
  - 3971 - Sign and display industry
  - 3991 - Broom, brush and mop industry
  - 3992 - Button, buckle and clothes fastener industry
  - 3993 - Floor tile, linoleum and coated fabric industry
  - 3994 - Musical instrument and sound recording industry
  - 3999 - Other manufactured products industries

(See the first page of chapter 3, *Manufacturing*, for a general description of this publication).



## TRANSPORTATION, COMMUNICATIONS AND UTILITIES

### TRANSPORTATION - GENERAL

50-002

**Surface and marine transport.** Irregular. First issue, June 1985. Bilingual.

ISSN 0828-2897. 380.5/0971.

Presents timely analytical data, time series analysis and special tabulations covering trucking, rail and marine transportation and highway infrastructure. Includes summary information on commodity movements, port activities, vehicle registrations, fuel sales and highways.

### AIR TRANSPORT

51-002

**Air carrier operations in Canada.** Quarterly. First issue, Jan./Mar. 1970. Bilingual.

ISSN 0008-2570. 387.7/0971.

The publication presents statistics on the activities of approximately 600 Canadian air carriers. It contains information on passengers, goods and mail carried, kilometres and hours flown and financial data on operating revenues and expenses as well as statistics on employment and fuel consumption. Includes data analysis, glossary, level definitions, air service classification and bibliography.

51-004

**Service bulletin (Aviation Statistics Centre).** Irregular. First issue 1968. Bilingual.

ISSN 0068-7057. 387.7/0971.

Provides a variety of timely information on the air transport industry, airports, passenger and cargo traffic. Series of data released only in the bulletin include financial and operational advance statistics for Level 1 carriers and fare basis statistics.

51-005

**Air carrier traffic at Canadian airports.** Quarterly. First issue 1976. Bilingual.

ISSN 0701-7928. 387.7/36/0971.

Statistics on the volume of passengers, mail and cargo; the number of flights generated by scheduled airlines and international charter load information, for the top 50 airports in Canada. Includes definitions, methodology and data quality. This publication absorbed 51-203 *Air carrier traffic at Canadian airports*.

51-204

**Air passenger origin and destination, domestic report.** Annual. First issue 1968. Bilingual.

ISSN 0703-2692. 387.7 42/0971.

Sets forth statistics on the volume of domestic air passenger traffic generated at Canadian cities and carried between pairs of Canadian points. The data may be used to indicate the relative community of interest between Canadian cities. Includes data analysis, methodology, data quality, glossary and bibliography.

51-205

**Air passenger origin and destination, Canada-United States report.** Annual. First issue 1968. Bilingual.

ISSN 0705-4343. 387.7/42.

Presents an integrated set of Canada/US air passenger origin-destination statistics, and is the result of an agreement between Canada and the Civil Aeronautics Board in the US to exchange data from their respective surveys. The data may be used to indicate the relative community of interest between Canada and the United States. Includes data analysis, methodology, glossary and bibliography.

51-206

**Canadian civil aviation.** Annual. First issue 1970. Bilingual.

ISSN 0826-6026. 387.7/1/0971.

An annual statistical review containing operational and financial data of approximately 800 Canadian air carriers. Contains statements of income, balance sheets and data on flying expenses and aircraft fleet. Includes data analysis, explanatory notes, data quality, glossary and bibliography.

51-207

**Air charter statistics.** Annual. First issue 1974. Bilingual.

ISSN 0828-8208. 387.7/4.

This publication combines information on both domestic and international air charter operations. Over 100 Canadian and foreign charter carriers are included. Approximately 20 graphs and tables display data on passenger volumes, entity and courier cargo traffic. Previously *International air charter statistics*.

## TRANSPORTATION, COMMUNICATIONS AND UTILITIES

### 51-501E

**Aviation in Canada : historical and statistical perspectives on civil aviation** / Statistics Canada, Transportation Division, Aviation Statistics Centre. 210 p. 23 cm. 1986. E. and F.

ISBN 0-660-12030-5.

387.7/0971.

Presents an overview of both commercial and private aviation activity in Canada during the last 50 years. Chapters deal with historical developments, government legislation and regulations, aircraft and passenger traffic and the growth of aircraft fleets. Each chapter is supported by statistical tables, charts and photographs.

### RAIL TRANSPORT

#### 52-001

**Railway carloadings.** Monthly. First issue, Jan. 1924. Bilingual.

ISSN 0380-6308.

385/.24/0971.

Cars and tons of revenue freight loaded in Canada by 70 commodities for Class I and II railways, showing breakdown between eastern and western Canada. Summary tables and charts included. Considered a good indicator of current business activity.

#### 52-003

**Railway operating statistics.** Monthly. First issue, Jan. 1921. Bilingual.

ISSN 0380-5964.

Incorrect ISSN (0318-5964) printed in the publication.

385/.0971.

Presents information on major railways, including statistics on operating finances and traffic. Data on VIA, Canadian National and Canadian Pacific Rail operations are presented separately.

#### 52-211

**Railway transport in Canada, commodity statistics.** Annual. First issue 1875. Bilingual.

ISSN 0823-3969.

385/.24/0971.

Freight carried by principal commodity classes, including freight originated, terminated, delivered to and received from US rail connections. Separate data shown for each of the largest railways in Canada. Includes data analysis, definitions, methodology, data quality and bibliography.

#### 52-214

**Railway transport, railway commodity origin and destination statistics.** Annual. First issue 1976/79. Bilingual.

ISSN 0229-883X.

385/.24/0971.

Provides a four-year summary of tonnages and related

revenues of Canadian National and Canadian Pacific Rail. Principal commodities and commodity groups are shown by province, territory and international origin and destination. To further illustrate, flow charts are presented on maps of Canada. Includes data analysis, definitions, methodology, and bibliography.

#### 52-215

**Railway transport in Canada, general statistics.** Annual. First issue 1982. Bilingual.

ISSN 0823-3950.

385/.0971.

Provides annual financial and operational statistics on the Canadian railway system. Data on balance sheet, revenue and expenses, equipment and employment are collected from 31 companies providing railway transport in Canada. These data are used for policy planning and formulation, inputs into national aggregates and various regulatory studies. The data are presented by company or by group of companies. Includes data analysis, definitions, survey methodology, data quality and bibliography.

### ROAD TRANSPORT

#### 53-003

**Passenger bus and urban transit statistics.** Monthly. First issue, Jan. 1955. Bilingual.

ISSN 0829-1756.

388.4/0971.

Revenue passengers carried, revenue vehicle miles run of urban transit systems with gross annual operating revenues from urban transit operations exceeding \$500,000.

#### 53-007

**Fuel consumption survey, passenger cars, light trucks and vans.** Quarterly. First issue, July/Sept. 1979. Bilingual.

ISSN 0829-7533.

339.4/866553827/0971.

This publication provides information on motor vehicles' fuel consumption. It contains data on the number of vehicles in operation, the distance travelled and the quantity of fuel consumed by these vehicles as well as their fuel consumption ratio. Quarterly data are provided by type of vehicle, by model year and by province.

#### 53-215

**Passenger bus and urban transit statistics.** Annual. First issue 1956. Bilingual.

ISSN 0383-5766.

388.4/0971.

Investment, operating revenues, expenses and other data on intercity and rural bus companies and urban transit systems. Includes data analysis, methodology, glossary, and data quality.



## TRANSPORTATION, COMMUNICATIONS AND UTILITIES

### 53-218

**Road motor vehicles, fuel sales.** Annual. First issue 1960. Bilingual.

ISSN 0703-654X. 381/45/66553827/0971.

Gross and net sales of gasoline and net sales of diesel oil and of liquefied petroleum gas used for automotive purposes, by year and month, by province and territory.

### 53-219

**Road motor vehicles, registrations.** Annual. First issue 1960. Bilingual.

ISSN 0706-067X. 354.710087/834.

Registration of motor vehicles by type including passenger automobiles, trucks, motorcycles, buses, trailers and others; a historical table of total registrations, other licences including drivers', chauffeurs' and dealers' licences. Motor vehicle registrations are shown by census divisions and municipalities, where available. Includes data analysis, definitions, methodology and data quality.

### 53-222

**Trucking in Canada.** Annual. First issue 1961. Bilingual. ISSN 0829-8947. 388.3/24/0971.

Presents a comprehensive overview of the Canadian trucking industry, both for-hire and private, or own account. Principal information includes statistics on revenues and expenses, equipment operated, investment, employment and commodities transported from point of origin to point of destination. Includes data analysis, glossary, methodology and data quality. Previously *Motor carriers, freight and household goods movers*.

### 53-226

**Fuel consumption survey, annual report, Special Surveys Program.** Annual. First issue, Oct. 1979/Sept. 1980. Bilingual.

ISSN 0828-1548. 339.4/866553827/0971.

This report provides estimates for the two reference-years of the number of personal-use passenger cars in use (monthly average for the year), the total number of kilometres driven by these cars, and the total number of litres of fuel consumed by them. From these, total estimates have been derived and published of the average number of kilometres driven, the average number of litres consumed, and the fuel consumption ratio, expressed as the number of litres of fuel consumed per 100 kilometres, all for the personal-use passenger cars in use. The report provides breakdowns and an analysis of these data by model-year class, province, quarter of the year, fuel type (leaded versus unleaded gasoline), vehicle weight-class, transmission type (manual-shift versus automatic) and number of cylinders.

## WATER TRANSPORT

### 54-205

**Water transportation.** Annual. First issue 1946. Bilingual.

ISSN 0380-0342. 387/00971.

Presents principal statistics on private, government and for-hire water carriers. Includes number, kind, operating status and registry of vessels; gives property value, additions and retirements. Contains an explanation of methodology, a glossary, questionnaires and a list of related publications.

## PIPE LINE TRANSPORT

### 55-001

**Oil pipe line transport.** Monthly. First issue, July 1951. Bilingual.

ISSN 0380-4615. 338.4/7665544/0971.

Receipts and deliveries by source and by movement of crude oil and refined petroleum products by gathering and trunk lines, by provinces; barrel-miles, operating revenues. Includes data analysis.

### 55-002

**Gas utilities.** Monthly. First issue, June 1959. Bilingual.

ISSN 0380-2329. 338.4/766573/0971.

Receipts and disposition of natural gas by province, month; commodity distance, sales, revenues, customers by rate structure, imports and exports. Includes definitions.

### 55-201

**Oil pipe line transport.** Annual. First issue 1958. Bilingual.

ISSN 0410-5591. 338.4/7665544/0971.

Covers SIC 4612. Cubic metres of oil carried by gathering and trunk lines by province, by month; receipts and deliveries, cubic-metre kilometres, pipe line distance; balance sheet, property account revenues, expenses, income, employees, salaries and wages. Includes data analysis and glossary.



## TRANSPORTATION, COMMUNICATIONS AND UTILITIES

### COMMUNICATIONS

---

#### 56-001

**Communications.** Irregular. First issue, June 1971. Bilingual.  
ISSN 0380-0334. 384/0971.

Provides early release of summary information on telecommunications, including the telephone industry and other telecommunications carriers, radio and television broadcasting, cable television, and miscellaneous data of general interest. Includes methodology and data quality.

#### 56-002

**Telephone statistics.** Monthly. First issue, Apr. 1977. Bilingual.  
ISSN 0707-9753. 384.6/0971.

Operating revenue and expenses, salaries and wages, construction expenditures, number of toll messages, employees and telephones by type of service are shown, as aggregated from reports of 13 major Canadian telephone systems. Includes data analysis, methodology and data quality; and a list of respondents.

#### 56-201

**Telecommunications statistics.** Annual. First issue 1917. Bilingual.  
ISSN 0703-7252. 384/0971.

Presents data on telecommunications carriers in Canada: revenues, expenses, number of messages sent, mileage operated, employees, salaries, wages, by company. Includes data analysis, methodology, data quality and bibliography.

#### 56-203

**Telephone statistics.** Annual. First issue 1918. Bilingual.  
ISSN 0380-7843. 384.6/0971.

Number of telephone calls; telephones by type of service and organization; wire and pole-line mileage; employees, salaries and wages; assets, liabilities and net worth data; and revenue and expenditure by province. Includes data analysis, methodology, data quality, glossary and bibliography.

#### 56-204

**Radio and television broadcasting.** Annual. First issue 1961. Bilingual.  
ISSN 0575-9560. 384.54/0971.

Revenue and expenses by administrative department, area and revenue group; balance sheet data, property, plant, and equipment; employee statistics. Includes data analysis, data quality, glossary and bibliography.

#### 56-205

**Cable television.** Annual. First issue 1967. Bilingual.  
ISSN 0703-7244. 384.55/56/0971.

Wireline facilities, subscribers and contracts by area; operating revenue and expenses by area and by revenue group; employee statistics by area; income and surplus accounts; and assets, liabilities and net worth data. Includes data analysis, methodology, data quality, glossary and bibliography.

### OTHER UTILITIES

---

#### 57-001

**Electric power statistics.** Monthly. First issue, Jan 1933. Bilingual.  
ISSN 0380-0229. 338.4/762131/0971.

Generation of electricity by utilities and industrial establishments, imports and exports, energy made available for use in Canada, cumulative monthly totals for year to date, by province.

#### 57-003

**Quarterly report on energy supply-demand in Canada.** Quarterly. First issue 1976. Bilingual.  
ISSN 0702-0465. 333.79/13/0971.

Energy balance sheets in natural units and heat equivalents in primary and secondary forms, by province, each showing data on production, trade, interprovincial movements, conversion, and consumption by sector. Analytical tables and details on non-energy products are shown. Includes explanatory notes, data analysis.

#### 57-202

**Electric power statistics. Volume II, Annual statistics.** Annual. First issue 1925. Bilingual.  
ISSN 0380-9765. 338.4/762131/0971.

Supply and disposition of electricity together with number of customers and value of sales; also employees, salaries and wages, financial statistics, fuels used to generate electricity and historical tabulation of supply and disposal of electric energy, by province. Includes data analysis and bibliography.

## TRANSPORTATION, COMMUNICATIONS AND UTILITIES

57-203

**Electricity bills for domestic, commercial and small power service, examples of the applications of rates.** Annual. First issue 1925. Bilingual.  
ISSN 0575-8378. 338.4/362131/0971.

Presents examples of electricity bills for domestic, commercial and small power service in cities and representative municipalities.

57-204

**Electric power statistics. Volume I, Annual electric power survey of capability and load.** Annual. First issue 1955. Bilingual.  
ISSN 0380-951X. 338.4/762131/0971.

Current and projected data of capability and load of producers of electric energy by province. Includes data analysis, definitions, list of respondents and bibliography.

57-205

**Gas utilities, transport and distribution systems.** Annual. First issue 1959. Bilingual.  
ISSN 0527-5318. 338.2/7285/0971.

Receipts and disposition of natural gas by month and by province; pipeline distance; balance sheet, property account, income account, employees and earnings. Includes data analysis, glossary and bibliography.

57-206

**Electric power statistics. Volume III, Inventory of prime mover and electric generating equipment.** Annual. First issue 1971. Bilingual.  
ISSN 0702-6609. 621.31/21/0971.

A list of generating plants in Canada by ownership, showing the location, year of installation, name-plate rating and other technical details of each unit as of the end of the year. Includes explanatory notes and bibliography.

57-208

**Consumption of purchased fuel and electricity by the manufacturing, mining, logging and electric power industries.** Annual. First issue 1975. Bilingual.  
ISSN 0705-4327. 333.79/13/0971.

Presents data on fuel and electricity consumption by individual industry in manufacturing, mining, electric utility and logging areas, by fuel type (quantity and value) and by province. The series excludes any self-produced energy and fuel use for non-energy purposes, but includes the use of fuels for transportation, heating, etc., as well as for industrial applications. Includes data analysis, survey questionnaires, 1980 SIC revision and bibliography.

## COMMERCE, CONSTRUCTION, FINANCE AND PRICES

### BUSINESS CONDITIONS

61-003

**Industrial corporations, financial statistics.** Quarterly. First issue, Oct. 1954. Bilingual.  
ISSN 0380-7525. 338.7:40971.

Contains statements of estimated assets, liabilities and shareholders' equity by industry, and estimated revenue, expenses, profits and retained earnings by industry. Includes data analysis, quality, methodology, bibliography, and Industrial Classification of the TSE 300 Composite Index.

61-003P

**Industrial corporations, financial statistics, preliminary data.** Quarterly. First issue, Oct. 1974. Bilingual.  
ISSN 0225-9168. 338.7:40971.

Contains preliminary income statement data for 47 industries and three totals for the past quarter and for the comparable quarter one year ago. See also 61-003.

61-006

**Financial institutions, financial statistics.** Quarterly. First issue 1963. Bilingual.  
ISSN 0380-075X. 332.1:0971.

A comprehensive set of financial data, including balance sheet, income and expense statement, retained earnings statement, reserve accounts statement, and source and application of funds statement for financial institutions operating in Canada. Provides data sources, methodology, data quality, definitions, data analysis and charts.

61-203

**Federal government enterprise finance, income and expenditure, assets, liabilities and net worth.** Annual. First issue 1958/1959/1960. Bilingual.  
ISSN 0575-8505. 354.7109/2.

An analysis of financial statements of federal government enterprises, comprising details of assets, liabilities and net worth, surplus, revenue and expenditure by industry. Contains a list of the enterprises and their prime functions, an outline of concepts, terminology and classification.

61-204

**Provincial government enterprise finance, income and expenditure, assets, liabilities and net worth.** Annual. First issue 1958/61. Bilingual.  
ISSN 0575-9463. 354.7109/2.

An analysis of financial statements of provincial government enterprises, comprising details of assets, liabilities and net worth, surplus, current revenue and expenditure, on a comparative basis. Also contains a chart on the organization, size and main functions of these enterprises, and an outline of concepts, terminology and classifications.

61-205

**Private and public investment in Canada, intentions.** Annual. First issue 1946. Bilingual.  
ISSN 0823-065X. 338.4:367:0971.

Presents intended annual capital and repair expenditures on construction and on machinery and equipment, analyzed by sector and selected industry group for Canada and provinces, and by selected industry group for manufacturing, only for metropolitan areas, compared with actual data for two preceding years. Includes technical notes and an appraisal of proposed spending.

61-206

**Private and public investment in Canada, revised intentions.** Annual. First issue 1954. Bilingual.  
ISSN 0823-0668. 338.4:367:0971.

Includes updated estimates of intended capital spending in the current year, superseding estimates published at the beginning of the year in *Private and public investment in Canada, intentions* (61-205). Comparative figures are also included for the first estimates of intended outlays and the preliminary estimates of actual expenditure in the preceding year. National and provincial aggregates are provided by sector and selected industry groups. Metropolitan area totals are not compiled for this mid-year publication.

61-207

**Corporation financial statistics.** Annual. First issue 1965. Bilingual.  
ISSN 0575-8262. 338.7:40971.

Contains aggregate balance sheet, income and expense, profit and retained earnings information for corporations classified by 182 industries. Since 1969, the previous year's revised data (as well as current year's financial items) are included, along with the 15 commonly used key ratios. Also includes sources of data and coverage, methodology, data quality, definitions and bibliography.



## COMMERCE, CONSTRUCTION, FINANCE AND PRICES

### 61-207P

**Corporation financial statistics, preliminary data on matched corporations.** Annual. First issue 1979. Bilingual.

ISSN 0229-6233. 338.7/4/0971.

Partial and incomplete data on the assets, equity, sales and pretax profits of matched corporations in 182 industries.

### 61-208

**Corporation taxation statistics.** Annual. First issue 1965. Bilingual.

ISSN 0576-0119. 336.24/3/0971.

Taxation of corporation income, indicating the industries earning the income on which income tax is based, the province in which that income is earned and a reconciliation of corporation profit with taxable income and with taxes, including a general review and analysis of the data presented for the reference year. Included also are: technical notes, definitions, data sources, methodology and bibliography.

### 61-208P

**Corporation taxation statistics, preliminary data for income taxes and provincial allocation of taxable income.** Annual. First issue 1979. Bilingual.

ISSN 0833-2606.  
Incorrect ISSN (0229-6101) printed 336.24/3/0971.  
in this publication.

Estimates, based on partial data, of federal and provincial corporation income taxes and taxable income by province, for major industry groups. Includes data analysis.

### 61-209

**Credit unions.** Annual. First issue 1966. Bilingual.  
ISSN 0576-0100. 334.2/2/0971.

A comprehensive report on the operation and financial performance of credit unions and caisses populaires operating in Canada. Statistics, by province and nationally and by local and central credit unions, cover aspects all the way from number of members and employees to size and type of credit unions, to balance sheets, operating statements, undistributed surplus statements, and reserve accounts. Includes data analysis, methodology, list of provincial government officials of central credit unions, and bibliography.

### 61-210

**Annual report of the Minister of Supply and Services Canada under the Corporations and Labour Unions Returns Act. Part I, Corporations.** Annual. First issue 1962. Bilingual.  
ISSN 0823-4248.

Incorrect ISSN (0704-6650) printed 338.7/4/0971.  
in the publication.

Aggregate financial information for large corporations, stratified between foreign and Canadian. Analysis of aggregate concentration includes leading non-financial enterprises ranked by sales. Includes balance sheet analysis and business service payments to non-residents. The foreign control component is disaggregated into "United States" and "other" for major industries. "Other foreign" is presented for eight industry divisions. Contains definitions, data quality and analysis.

### 61-214

**Capital and repair expenditures, manufacturing sub-industries, intentions.** Annual. First issue 1978. Bilingual.

ISSN 0833-0042. 338.4/367/0971.

These estimates of capital and repair expenditures are based on the same questionnaire surveys of establishments engaged in manufacturing from which estimates are compiled for publication 61-205 at an earlier period for timeliness. In both publications estimates for the most recent year represent intended spending. Estimates for the immediately preceding year are preliminary actual and totals for the penultimate year represent actual or final expenditures. Previously *Investment statistics, manufacturing sub-industries and selected energy related industries, intentions*.

### 61-215

**Capital expenditures of domestic and foreign controlled establishments in manufacturing, mining and forestry.** Annual. First issue 1977/1979. Bilingual.

ISSN 0226-403X. 338.4/367/0971.

Presents estimates of capital and repair expenditures for the manufacturing, mining and forestry sectors by country of control. It contains two sets of tabulations. The first distributes capital and repair expenditures by control for the major industry groups of the above mentioned industries at the national level. The second provides a provincial distribution, giving a country-of-control breakdown for manufacturing, mining and forestry. Includes data analysis, charts, concepts, methodology and bibliography.

### 61-216

**Exploration, development and capital expenditures for mining and petroleum and natural gas wells, intentions.** Annual. First issue 1981. Bilingual.

ISSN 0833-0034. 3 38.2/3/0971.

Presents on-property exploration, on-property development, capital and repair expenditures and

## COMMERCE, CONSTRUCTION, FINANCE AND PRICES

general exploration by mining and exploration companies. Highlights of proposed spending, technical notes and bibliography are included. Previously *Investment statistics, exploration, development, capital and repair expenditures by mining and exploration companies, intentions*.

**61-231**

**Small business in Canada, a statistical profile.**

Annual. First issue 1982/1984. Bilingual.

ISSN 0820-9022.

338.6/42.0971.

This publication depicts small business in Canada by major industry group, i.e. Forestry, Mining, Manufacturing, Construction, Wholesale and Retail Trade, Real Estate Operators and Insurance Agencies and Business and Personal Services. The three tables show a breakdown of small businesses by number and province as well as industry. In addition selected Income Statement and Balance Sheet data are shown, at the Canada level only, for small, medium and large in-scope businesses.

**61-517**

**Inter-corporate ownership.** Biennial. First issue 1975. Bilingual.

ISSN 0575-8823.

338.8.0971.

A directory of who controls whom in Canadian business, including major takeovers to July 1, 1982. This report traces ownership of corporations to the ultimate owner. It also provides provincial and SIC data. Information is based primarily upon returns filed under the Corporations and Labour Unions Returns Act. Includes notes, definitions, SIC, and an index to corporate names.

**61-518**

**Investment statistics, manufacturing sub-industries, Canada, 1960-1977 /** Statistics Canada, Construction Division. 48 p. 28 cm. 1982. Bilingual.

ISBN 0-660-50907-5.

332.63.0971.

The totals in this publication represent the historical sub-industry detail for the same 20 major industry groups of manufacturing shown in Table 3 of *Private and public investment in Canada* (61-205). Estimates for 1978 to date appear in *Investment statistics, manufacturing sub-industries and selected energy related industries* (61-214). Includes definitions, methods and bibliography.

**61-522**

**Sales per selling area of independent retailers.**

Annual. First issue 1986. Bilingual.

ISSN 0835-4960.

381.1.0971.

The report provides data on independent retailers including space utilization (in sales/square foot and sales/square metre), sales volume, physical size and

location of store. Data for a full range of 38 different kinds of business (KOB) is provided at the Canada level. A narrower KOB range is provided at the provincial level of detail. Five store location types are shown: on-street, neighbourhood shopping centre, community shopping centre, regional shopping centre and indoor shopping mall. Four Tables are depicted: Tables A and B show how the intensity with which space is used varies with the level of sales; tables C and D show how the physical size of a business is associated with its level of sales. Table A, for instance, ranks using sales/square foot of selling area and provides breakdowns by level of sales/square foot for three store characteristics: store sales, physical size, and location type. The ranking order is shown by quartile i.e., the top 25%, the upper middle 25% (those in the 50-75% range) the lower middle 25% (those in the 25-50% range) and finally, the bottom 25%.

**61-601E**

**Small business profiles, Canada.** Annual. First issue 1984. E. and F.

ISSN 0835-2623.

338.6/42.0971.

The publication presents an intensive financial portrait of small firms operating in Canada, including: balance sheet profiles; liquidity, leverage and profitability ratios; source of financing; and the way such financing is applied. The firms are divided into quartiles, ranked by revenue to aid your analysis. A total of 13 industries is covered.

**61-602E**

**Small business profiles, Newfoundland.** Annual. First issue 1984. E. and F.

ISSN 0835-264X.

338.6/42.09718.

The publication presents an intensive financial portrait of small firms operating in Newfoundland, including: balance sheet profiles; liquidity, leverage and profitability ratios; source of financing; and the way such financing is applied. The firms are divided into quartiles, ranked by revenue to aid your analysis. A total of 13 industries is covered.

**61-603E**

**Small business profiles, Prince Edward Island.** Annual. First issue 1984. E. and F.

ISSN 0835-2666.

338.6/42.09717.

The publication presents an intensive financial portrait of small firms operating in Prince Edward Island, including: balance sheet profiles; liquidity, leverage and profitability ratios; source of financing; and the way such financing is applied. The firms are divided into quartiles, ranked by revenue to aid your analysis. A total of 13 industries is covered.



## COMMERCE, CONSTRUCTION, FINANCE AND PRICES

### 61-604E

**Small business profiles, Nova Scotia.** Annual. First issue 1984. E. and F.

ISSN 0835-2682. 338.6/42:09716.

The publication presents an intensive financial portrait of small firms operating in Nova Scotia, including: balance sheet profiles; liquidity, leverage and profitability ratios; source of financing; and the way such financing is applied. The firms are divided into quartiles, ranked by revenue to aid your analysis. A total of 13 industries is covered.

### 61-605E

**Small business profiles, New Brunswick.** Annual. First issue 1984. E. and F.

ISSN 0835-2704. 338.6/42:09715.

The publication presents an intensive financial portrait of small firms operating in New Brunswick, including: balance sheet profiles; liquidity, leverage and profitability ratios; source of financing; and the way such financing is applied. The firms are divided into quartiles, ranked by revenue to aid your analysis. A total of 13 industries is covered.

### 61-606E

**Small business profiles, Quebec.** Annual. First issue 1984. E. and F.

ISSN 0835-2720. 338.6/42:09714.

The publication presents an intensive financial portrait of small firms operating in Quebec, including: balance sheet profiles; liquidity, leverage and profitability ratios; source of financing; and the way such financing is applied. The firms are divided into quartiles, ranked by revenue to aid your analysis. A total of 13 industries is covered.

### 61-607E

**Small business profiles, Ontario.** Annual. First issue 1984. E. and F.

ISSN 0835-2747. 338.6/42:09713.

The publication presents an intensive financial portrait of small firms operating in Ontario, including: balance sheet profiles; liquidity, leverage and profitability ratios; source of financing; and the way such financing is applied. The firms are divided into quartiles, ranked by revenue to aid your analysis. A total of 13 industries is covered.

### 61-608E

**Small business profiles, Manitoba.** Annual. First issue 1984. E. and F.

ISSN 0835-2763. 338.6/42:097127.

The publication presents an intensive financial portrait of

small firms operating in Manitoba, including: balance sheet profiles; liquidity, leverage and profitability ratios; source of financing; and the way such financing is applied. The firms are divided into quartiles, ranked by revenue to aid your analysis. A total of 13 industries is covered.

### 61-609E

**Small business profiles, Saskatchewan.** Annual. First issue 1984. E. and F.

ISSN 0835-278X. 338.6/42:097124.

The publication presents an intensive financial portrait of small firms operating in Saskatchewan, including: balance sheet profiles; liquidity, leverage and profitability ratios; source of financing; and the way such financing is applied. The firms are divided into quartiles, ranked by revenue to aid your analysis. A total of 13 industries is covered.

### 61-610E

**Small business profiles, Alberta.** Annual. First issue 1984. E. and F.

ISSN 0835-2801. 338.6/42:097123.

The publication presents an intensive financial portrait of small firms operating in Alberta, including: balance sheet profiles; liquidity, leverage and profitability ratios; source of financing; and the way such financing is applied. The firms are divided into quartiles, ranked by revenue to aid your analysis. A total of 13 industries is covered.

### 61-611E

**Small business profiles, British Columbia.** Annual. First issue 1984. E. and F.

ISSN 0835-2828. 338.6/42:09711.

The publication presents an intensive financial portrait of small firms operating in British Columbia, including: balance sheet profiles; liquidity, leverage and profitability ratios; source of financing; and the way such financing is applied. The firms are divided into quartiles, ranked by revenue to aid your analysis. A total of 13 industries is covered.

### 61-612E

**Small business profiles, Yukon.** Annual. First issue 1984. E. and F.

ISSN 0835-2844. 338.6/42:097191.

The publication presents an intensive financial portrait of small firms operating in Yukon, including: balance sheet profiles; liquidity, leverage and profitability ratios; source of financing; and the way such financing is applied. The firms are divided into quartiles, ranked by revenue to aid your analysis. A total of 13 industries is covered.



## COMMERCE, CONSTRUCTION, FINANCE AND PRICES

### 61-613E

**Small business profiles, Northwest Territories.** Annual. First issue 1984. E. and F.

ISSN 0835-2860. 338.6/42.097192.

The publication presents an intensive financial portrait of small firms operating in Northwest Territories, including: balance sheet profiles; liquidity, leverage and profitability ratios; source of financing; and the way such financing is applied. The firms are divided into quartiles, ranked by revenue to aid your analysis. A total of 13 industries is covered.

### PRICE AND CONSUMER EXPENDITURE

#### 62-001

**The Consumer Price Index.** Monthly. First issue, Jan. 1935. Bilingual.

ISSN 0703-9352. 338.5/28/0971.

Monthly release of the Consumer Price Index for Canada and for the 15 regional cities. Provides a descriptive capsule summary of retail price movements and the factors underlying them. Also contains the following tabular information: latest price index movements for the seven major components; price index changes on one and 12-month bases for an extensive number of components and groups; historical monthly information; seasonally adjusted monthly price movements; and price indexes reclassified according to categories of goods and services.

#### 62-003

**Farm product price index.** Monthly. First issue, June 1946. Bilingual.

ISSN 0835-0906. 338.1/3/0971.

Overall indexes of prices received by farmers from the sale of farm products; Canada and the provinces. Notes regarding content, methods and sources. Previously *Index numbers of farm prices of agricultural products*.

#### 62-004

**Farm input price index.** Quarterly. First issue, Aug. 1944. Bilingual.

ISSN 0383-4875. 338.1/3/0971.

Indexes of prices of commodities and services used in Canadian farming operations for Eastern, Western and all Canada. Contains up to three years of quarterly and annual statistics. Includes technical notes and data analysis.

#### 62-007

**Construction price statistics.** Quarterly. First issue, Nov. 1974. Bilingual.

ISSN 0833-238X. 338.4/369/00971.

Contains price indexes of inputs into construction, contractors' selling prices and special purpose aggregations of price indexes for construction and machinery and equipment relating to specified categories of capital expenditures. Also presents new housing price indexes for 19 cities; detailed residential and non-residential input price indexes; and summaries of other construction statistics, as well as periodic articles relating to new or revised construction price statistics. Includes data analysis and technical notes.

#### 62-010

**Consumer prices and price indexes.** Quarterly. First issue, Oct./Dec. 1975. Bilingual.

ISSN 0380-691X. 338.5/28/0971.

Highlights current and historical statistics on consumer prices and related price indexes. A comparative index contains retail price differentials for 11 major cities by selected groups of consumer goods and services. The edition for the last quarter of the calendar year includes a supplement examining price movements in retrospect for the last 12 months. Includes definitions and data analysis.

#### 62-011

**Industry price indexes.** Monthly. First issue, Jan. 1971/Dec. 1975. Bilingual.

ISSN 0700-2033. 338.5/28/0971.

Monthly and annual indexes of industry selling prices for manufacturing industries, with commodity detail; purchase price indexes of selected industrial materials, and energy selling price indexes. Charts and graphs, explanation of methods used, additional sources are included.

#### 62-553

**The Consumer Price Index reference paper : updating based on 1982 expenditures** / Statistics Canada, Prices Division. 173 p. 28 cm. 1985. Bilingual.

ISBN 0-660-52801-0. 338.5/28/0971.

This reference document, released in conjunction with the ninth updating of the CPI, describes all aspects of the CPI, including definition, scope, concepts, data collection, calculation and interpretation of the index. Also includes a number of appendices pertaining to 1982 weighting diagram and classification system, and a comparison between 1987 and 1982 weighted indexes. Previously *The Consumer Price Index reference paper: concepts and procedures, updating based on 1978 expenditures*.

## COMMERCE, CONSTRUCTION, FINANCE AND PRICES

62-554

**Family food expenditure in Canada.** Biennial. First issue 1982. Bilingual.

ISSN 0838-3898. 339.4 863 0971.

Shows a summary of average weekly food expenditure for families and unattached individuals (spending units), living in both urban and rural areas of the 10 provinces, classified by family characteristics. Detailed average food expenditures are shown for selected cities, and for the provinces.

62-555

**Family expenditure in Canada.** Irregular. First issue 1982. Bilingual.

ISSN 0838-3715. 339.4/7 0971.

Shows a summary of average expenditure for families and unattached individuals (spending units), living in both urban and rural areas of the 10 provinces, classified by family characteristics. Detailed average non-food expenditures are shown for selected cities. Includes data analysis, methodology, definitions, survey questionnaires, user's guide and bibliography.

62-556

**Industrial product price indexes, 1981=100 : concepts and methods** / Statistics Canada, Prices Division, Industrial Prices Section. 216 p. 28 cm. 1986. Bilingual.

ISBN 0-660-52876-2. 338.5/28 0971.

This reference document was released in conjunction with the third updating of price indexes for the outputs of Canadian manufacturers and describes the concepts and methods used in the index calculation: formula, source and patterns of weights and sampling procedures are discussed. The measures of data quality provided are described. A detailed description of the commodity classification is given together with an outline of the aggregation systems used both for commodities and industries.

62-557E

**Your guide to the Consumer Price Index.** 15 p. 18 x 26 cm. 1986. E. and F.

ISBN 0-660-12789-X. 338.5/28 0971.

*Your guide to the Consumer Price Index* is a 16 page booklet prepared for the general public interested in obtaining a brief, non-technical introduction to the Consumer Price Index. The booklet poses and answers some of the more frequently asked questions relating to the construction, interpretation and use of this index.

62-602

**Price level measurement : proceedings from a conference sponsored by Statistics Canada** / editors, W.E. Diewert, C. Montmarquette. 1.179 p. 27 cm. 1983. Bilingual.

ISBN 0-660-52186-5. 338.5/28.

A collection of 21 selected papers authored by Canadian and international experts in the field of price indexes which were presented at a conference sponsored by Statistics Canada in the fall of 1982. The papers span such topics as the theoretical foundations of the Consumer Price Index, specific price measurement issues, output indexes and price behaviour and business cycles. The majority of the papers are presented in English accompanied by a summary in French.

62-603E

**Canada's Consumer Price Index** / Business, Provincial and Municipal Relations Division in consultation with Prices Division. 18 p. 30 cm. 1984. E. and F.

ISBN 0-660-11481-X. 338.5/28 0971.

Designed for the high school teacher, the kit contains a text, two full-colour posters and 10 colour transparencies of charts and tables. Each section of the text includes student worksheets with questions and answers. Also included is a class project involving the calculation of a Student Price Index.

62-606E

**The Consumer Price Index for Canada : a comparison of the 1978 and the 1982 primary classification systems** / Consumer Prices Section. 33 leaves. 28 cm. 1985. E. and F.

ISBN 0-660-12795-4. 338.5/28 0971.

The objective is to assist the user of Consumer Price Index information to compare the structure of the 1978 classification system with that of its successor, the 1982 classification system.

## MERCHANDISING AND SERVICES

63-002

**Department store sales and stocks.** Monthly. First issue, Feb. 1938. Bilingual.

ISSN 0380-7045. 381/.1 0971.

Presents data on department stores: sales, stocks and number of outlets. Includes data analysis, definitions, methodology, data reliability, list of department store organizations and bibliography.



## COMMERCE, CONSTRUCTION, FINANCE AND PRICES

63-004

**Department store monthly sales, by province and metropolitan area.** Monthly. First issue, Jan. 1950. Bilingual.

ISSN 0709-8650. 381/1/0971.

Presents data on department store sales and percentage changes of department store sales. Previously *Department store monthly sales, by province and selected metropolitan area*.

63-005

**Retail trade.** Monthly. First issue, Jan. 1929/1930. Bilingual.

ISSN 0380-6146. 381/1/0971.

Presents data on retail sales, for chain and independent stores; seasonally adjusted sales. Includes data analysis, definitions, methodology, data reliability and bibliography.

63-007

**New motor vehicle sales.** Monthly. First issue, Jan. 1932/Feb. 1933. Bilingual.

ISSN 0705-5595. 381/456292/0971.

Presents data on new motor vehicles: number and value of new passenger cars, trucks and buses sold; month and cumulative, current and previous year. Monthly unit sales, by type and origin, seasonally adjusted. See also 53-219 for registrations. Includes data analysis, methodology, data quality, definitions, bibliography, and lists of North American motor vehicle manufacturers, and importers and distributors of overseas manufactured motor vehicles.

63-008

**Wholesale trade.** Monthly. First issue, Nov. 1935. Bilingual.

ISSN 0380-7894. 381/2/0971.

Presents data on wholesale trade: estimated dollar sales and inventories (at cost) of wholesale merchants (excluding agents and brokers, manufacturers' sales branches and primary product dealers) for 26 kind-of-business groups; monthly and cumulative, current and previous year. Includes data analysis.

63-011

**Restaurant, caterer and tavern statistics.** Monthly. First issue, June 1967. Bilingual.

ISSN 0226-2320. 338.4/76479571.

Presents estimated restaurant, caterer and tavern statistics for Canada and the provinces, by chains and independents and by kind of business. Also includes revised figures for the previous month and cumulative-to-date estimates for chains and independents. Contains data analysis.

63-014

**Merchandising inventories.** Monthly. First issue, May 1972. Bilingual.

ISSN 0380-7177. 381/0971.

Presents data on merchandising trade. Consolidates inventories and stocks:sales ratios of wholesale merchants, chain stores, department stores and independent retail dealers. Inventories represent stocks of merchandise on hand at the end of the month or quarter. Contains retail trade: composition of kind of business groups and bibliography.

63-202

**The control and sale of alcoholic beverages in Canada.** Annual. First issue 1928. Bilingual.

ISSN 0705-4319. 338.4/76631/0971.

Presents annual and historical tables of government revenue from the control, sales and taxation of alcoholic beverages. Contains data on the sale of beverages by volume and by value, by type, by province and per capita, on warehousing transactions, imports, exports and retail sales by non-government outlets, as well as balance sheet information of provincial liquor boards and commissions. Contains data analysis.

63-204

**Traveller accommodation statistics.** Annual. First issue 1949. Bilingual.

ISSN 0380-5956. 338.4/76479471.

Statistics on hotels, motels, tourist camping grounds and other types of traveller accommodation (e.g., receipts, employment, expenses, occupancy). Includes definitions, methodology, data quality.

63-206

**Motion picture production.** Annual. First issue 1952. Bilingual.

ISSN 0527-5768. 338.4/738483/0971.

Presents data on motion picture industry: production, employees, salaries, gross revenue, and an analysis of types of film produced. Includes data analysis, methodology, and data quality.



## COMMERCE, CONSTRUCTION, FINANCE AND PRICES

63-207

**Motion picture theatres and film distributors.** Annual. First issue 1930. Bilingual.

ISSN 0380-6294. 338.4/738483/0971.

Presents principal statistics on motion picture theatres, regular and drive-in, film distributors and videotape production, Canadian and foreign: establishments, employment, revenue and expenses, theatre capacity, amusement taxes, etc. Includes methodology, data quality, definitions and data analysis.

63-210

**Retail chain and department stores.** Annual. First issue 1933. Bilingual.

ISSN 0227-017X. 381/.12/0971.

Focuses on retail sales of chain and department store organizations by kind of business, by province, by selected localities, by number of stores operated and by annual sales volume; statistics on stocks on hand at year end, cost of goods sold, and gross margins; and distributions covering sales volume, physical size, sales per square foot (metre), department store commodities and "major" and "junior" type department stores. Includes definitions, methodology, data quality, lists of chain store and department store organizations in Canada, survey questionnaire, and bibliography.

63-213

**Vending machine operators.** Annual. First issue 1959. Bilingual.

ISSN 0527-6411. 338.4/762982/0971.

Presents data on sales of merchandise by vending machine operators through automatic vending machines, type of machine and by location for Canada and the provinces. Includes definitions, methodology, data quality, survey questionnaire and bibliography.

63-218

**Direct selling in Canada.** Annual. First issue 1966/1967. Bilingual.

ISSN 0590-5702. 381/.1/0971.

Discusses non-store retail sales, giving data on commodities sold and breakdowns by method of distribution, from premises, by mail or door-to-door. Includes definitions, methodology, data quality, survey questionnaire and bibliography.

63-219

**Campus book stores.** Annual. First issue 1966/67/1968/69. Bilingual.

ISSN 0380-6286. 381/.450705/0971.

Presents data on campus book stores: retail sales (textbooks, trade books, stationery and supplies and sundries) with employees and payroll, by regions, provinces and Canada for academic years. Includes definitions, methodology, data quality, list of campus book stores, survey questionnaire and bibliography.

63-222

**Computer service industry.** Annual. First issue 1972. Bilingual.

ISSN 0318-4064. 338.4/700164/0971.

Provides operating revenue and expenses of companies engaged in providing computer services as a major activity; computer service revenue of companies and institutions engaged in providing these services to the public as a secondary activity; survey objectives, definitions, questionnaire content and methodology.

63-224

**Market research handbook.** Annual. First issue 1975. Bilingual.

ISSN 0590-9325. 658.8/3971.

The *Market research handbook* is designed to be a comprehensive source of socio-economic statistics for all those who study the Canadian consumer market--market researchers, strategists, product planners and sales leaders. The broad range of data are equally relevant to consumer and business-to-business marketing; they present profiles of key industries including the small business sector, as well as consumers in all provinces and 59 major cities. International trade data and trend projections--consumer spending, incomes, etc.--provide information for businesses seeking to expand or develop new product lines. The 1987-88 *Market research handbook* has been extensively updated to include relevant data from the 1986 Census, more information about small businesses and about Canada-U.S. trade in goods and services.

63-226

**Wholesale trade statistics, wholesale merchants, agents and brokers.** Annual. First issue 1981. Bilingual.

ISSN 0823-1214. 381.2/0971.

Provides principal statistics (volume of trade, net sales and receipts, purchases, inventories, etc.) of wholesale merchant and agent and broker establishments, by kind of business for Canada. Principal statistics, by Standard

## COMMERCE, CONSTRUCTION, FINANCE AND PRICES

Industrial Classification and type of operation for Canada and the provinces. Also, selected location series statistics for Canada, the provinces and kind of business categories. Includes terms and definitions, data quality, Standard Industrial Classification and kind-of-business list, survey questionnaires and bibliography.

63-231

**Selected service industries in Canada.** Annual. First issue 1982/1984. Bilingual.

ISSN 0835-5401. 338.7:61/0971.

Service industries contribute significantly to Canada's economic structure and performance. *Selected service industries in Canada* provides new information in the services area for many industries providing a wide array of services to business and to persons. Industries featured include advertising, employment agencies and personnel suppliers, barber and beauty salons, dry cleaners and laundries, among others. Estimates are provided on numbers of businesses, revenues, and other characteristics such as the client base, and full versus part-time employment. Provincial estimates of revenue by industry are also presented.

63-532

**Funeral directors.** Quadrennial. First issue 1976. Bilingual.

ISSN 0575-8629. 338.4/736375/0971.

Presents data on funeral services: receipts by source and type of service, average funeral cost, inventory, purchases and expenditures. Includes methodology, data quality, definitions and analysis.

63-536

**Restaurants, caterers and taverns industry survey.** Annual. First issue 1978. Bilingual.

ISSN 0713-746X. 338.4:76479571.

Presents data on restaurants, caterers and taverns industry: total net sales, receipts, and number of establishments. Includes definitions and methodology.

63-537

**Architectural, engineering and scientific services, 1982 /** Statistics Canada, Merchandising and Services Division, Retail Trade Section. 75 p. 28 cm. 1985. Bilingual.

ISBN 0-660-50611-4. 338.4:762/000971.

Principal statistics of offices of architects, consulting engineers and establishments primarily engaged in providing other engineering and scientific services (laboratory, surveying, etc.). The data are provided separately by size group, Canada and provinces, by type of work and class of customer. The text includes survey objectives, definitions, questionnaire content, methodology and supplementary information.

63-603

**Operating results, men's retail clothing stores.** Irregular. First issue 1974. Bilingual.

ISSN 0829-7401. 381/45687/088041.

Presents data on men's retail clothing stores: operating results, providing ratios of gross profit, detailed expense items and net profit as a percentage of net sales for incorporated and for unincorporated firms. These ratios are stratified by sales size and by province or region wherever possible. In order to enhance the usefulness of the data, both the "mean" and the "median" are shown for each financial ratio. Includes bibliography.

63-607

**Operating results, retail drug stores.** Irregular. First issue 1978. Bilingual.

ISSN 0829-741X. 381/456154/0971.

Presents data on retail drug stores: operating results, providing ratios of gross profit, detailed expense items and net profit as a percentage of net sales for incorporated and for unincorporated firms. These ratios are stratified by sales size and by province or region wherever possible. In order to enhance the usefulness of the data, both the "mean" and the "median" are shown for each financial ratio. Includes data analysis, methodology and bibliography.

63-608

**Operating results, retail florists.** Biennial. First issue 1979. Bilingual.

ISSN 0833-2274. 381/456359/0971.

Presents data on retail florists: operating results, providing ratios of gross profit, detailed expense items and net profit as a percentage of net sales for incorporated and unincorporated firms. These ratios are stratified by sales size and by province or region wherever possible. In order to enhance the usefulness of the data, both the "mean" and the "median" are shown for each financial ratio. Includes data analysis, methodology and bibliography.

63-609

**Operating results, retail jewellery stores.** Annual. First issue 1978. Bilingual.

ISSN 0833-2282. 381/4573927/0971.

Presents data on independent retail jewellery stores: operating results, providing ratios of gross profit, detailed expense items and net profit as a percentage of net sales for incorporated and unincorporated firms. These ratios are stratified by sales size and by province or region wherever possible. In order to enhance the usefulness of the data, both the "mean" and the "median" are shown for each financial ratio. Includes data analysis, methodology and bibliography. Previously *Operating results, independent retail jewellery stores*.



## COMMERCE, CONSTRUCTION, FINANCE AND PRICES

### CONSTRUCTION AND HOUSING

#### 64-001

**Building permits.** Monthly. First issue, Dec. 1922. Bilingual.

ISSN 0318-8809. 338.4/769-00971.

Statistics of building permits issued by municipalities: number of new dwelling units by type; value of residential, commercial, governmental and institutional building construction for individual municipalities, metropolitan areas, census divisions and provinces. Greater detail by type and value of structures for provinces. Includes data analysis and definitions.

#### 64-002

**Housing starts and completions.** Monthly. First issue, Apr. 1946. Bilingual.

ISSN 0319-8278. 338.4/76908-0971.

Construction of new permanent dwellings in Canada, showing starts, completions and units under construction: monthly figures for provinces and urban centres of 10,000 or greater population; quarterly estimates for all areas. Includes definitions and data analysis.

#### 64-003

**Construction statistics.** Irregular. First issue 1978. Bilingual.

ISSN 0705-5692. 338.4/76908-0971.

Provides a convenient source of information for those engaged in analyzing the housing market. The data covers such topics as annual and quarterly provincial capital expenditures, per capita value of construction by metropolitan areas, duration of construction of apartment buildings and growth of housing stock on a regional basis.

#### 64-201

**Construction in Canada.** Annual. First issue 1951/1953. Bilingual.

ISSN 0527-4974. 338.4/769-00971

Presents total value of construction work performed, with analyses in current and constant dollars, by new and repair, by type of structure, by type of construction by industry and by province. Includes separate analyses of labour content and cost of materials, and a general annual review. Includes definitions, data analysis, methods, coverage and bibliography.

#### 64-202

**Household facilities and equipment.** Annual. First issue, Sept. 1953. Bilingual.

ISSN 0318-5273. 363.5/0971.

Sample surveys of household facilities are taken in the spring of each year. Presents estimates of: heating, water, cooking and bathroom facilities; appliances like refrigerators, microwave ovens, washing machines and clothes dryers in Canadian homes. Also included are items such as telephones, radios, television sets, automobiles, etc. Recreation equipment, supplementary heating equipment and fuel, and questions on dwelling condition are included on a rotational basis, as are other household items. Includes data analysis, definitions, data quality and survey questionnaires.

#### 64-203

**Building permits, annual summary.** Annual. First issue 1966. Bilingual.

ISSN 0575-7975. 338.4/769-00971.

Annual summaries of data on the number and value of building permits issued in more than 1,600 Canadian municipalities. Data presented in similar form to those available in monthly publication 64-001. Includes data analysis and definitions.

#### 64-204

**Mechanical trade contractors.** Annual. First issue 1967. Bilingual.

ISSN 0835-1031. 338.4/76928-0971.

Analyzes the organization, output, labour characteristics, revenue, operating costs and capital expenditures by province or region of the mechanical contracting industry (including plumbing, wet and dry heating, air conditioning, sheet metal work, etc.). Presents summary statistics of balance sheet information and financial ratios. Includes notes on methodology, sample questionnaires and table of reliability levels. Previously *The mechanical contracting industry*.

#### 64-205

**Electrical trade contractors.** Annual. First issue 1969. Bilingual.

ISSN 0835-104X. 338.4/762131-0971.

Principal statistics on electrical contractors performing work on all types of building and engineering construction. The data are provided by size group, Canada and provinces, by major type of construction, type of work and legal entity. Includes value of work performed, labour content, cost of materials used and



## COMMERCE, CONSTRUCTION, FINANCE AND PRICES

other component items of the profit and loss statement. Selected balance sheet information and a series of financial ratios are also presented. Includes data analysis, definitions, survey questionnaire and bibliography. Previously *The electrical contracting industry*.

### 64-206

**Highway, road, street and bridge contractors.** Annual. First issue 1970. Bilingual.

ISSN 0835-1058. 338.4.7624.0971.

Principal statistics on general contractors primarily engaged in highway, road, street and bridge construction. The data are provided by size group, type of construction, labour content, sub-contracts, cost of materials used and other component items of the profit and loss statement. Selected balance sheet information and a series of financial ratios are also presented. Includes data analysis, definitions, methodology, survey questionnaire and bibliography. Previously *The highway, road, street and bridge contracting industry*.

### 64-207

**Non-residential general contractors and developers.** Annual. First issue 1971. Bilingual.

ISSN 0835-1066. 338.4.769.00971.

Principal statistics on general contractors primarily engaged in non-residential building construction. The data are provided by size group, Canada and provinces, by type of work and by type of construction. Includes value of work performed by type of structure, labour content, sub-contracts, cost of materials and other component items of the profit and loss statement. Selected balance sheet information and a series of financial ratios are also presented. Includes data analysis, methodology, definitions, survey questionnaire and bibliography. Previously *The non-residential general building contracting industry*.

### 64-208

**Residential general contractors and developers.** Annual. First issue 1973. Bilingual.

ISSN 0835-1074. 338.4.76908.0971.

Principal statistics on general contractors primarily engaged in residential building construction. The data are provided by size group, Canada and provinces, by type of work and type of construction. Includes value of work performed by type of structure, labour content, sub-contracts, cost of materials and other component items of the profit and loss statement. Selected balance sheet information and a series of financial ratios are also presented. Includes data analysis, definitions, methodology, survey questionnaire and bibliography. Previously *The residential general building contracting industry*.

### 64-209

**Heavy engineering contractors.** Annual. First issue 1975. Bilingual.

ISSN 0835-1082. 338.4.7624.0971.

Principal statistics on general contractors primarily engaged in construction of heavy facilities such as electric power, waterworks and sewage, gas and oil, marine and other heavy projects. It includes value of work performed, labour content, sub-contracts, materials and other components of the profit and loss statement. Selected balance sheet information and a series of financial ratios are also presented. Includes data analysis, definitions, methodology, survey questionnaire and bibliography. Previously *The heavy engineering contracting industry*.

### 64-210

**Special trade contractors.** Annual. First issue 1975. Bilingual.

ISSN 0835-1090. 338.4.7624.0971.

Analyzes the organization, output, labour characteristics, revenue, operating costs and capital expenditures by province or region of 36 contracting trades, including wet heating, environment control, well drilling, tiling, siding and elevator installation. Includes brief notes on methodology, sample questionnaires, a table of reliability levels, data analysis and bibliography. Previously *The special trades contracting industry*.

### 64-601

**Household facilities and equipment, 1977-1981 (revised estimates)** / Statistics Canada, Consumer Income and Expenditure Division. 46 p. 28 cm. 1982. Bilingual.

ISBN 0-660-51980-1. 338.4.769.00971.

Survey estimates are revised when the latest Census of Canada data become available. The latest set of revisions, based on the 1981 Census affected the data collected in the years 1977-1981. All tables which appeared in catalogue 64-202 for these years have been revised and are presented in this report.

## INTERNATIONAL TRADE

### 65-001

**Summary of Canadian international trade (H.S. Based).** Monthly. First issue, Jan. 1947. Bilingual.

ISSN 0828-1556. 382.0971.

Contains a series of summary tables and charts showing monthly, quarterly and annual trade data (values, price and volume indexes), seasonally adjusted on a Balance of Payments basis, by principal trading areas and

## COMMERCE, CONSTRUCTION, FINANCE AND PRICES

selected commodity groupings; unadjusted values (Customs Basis), current and previous month and three-year cumulative totals by country and commodity categories; exports by province of origin; landing and imports by province of clearance. Includes data analysis, definitions and commodity groupings; tables.

### 65-001P

**Preliminary statement of Canadian international trade (H.S. Based).** Monthly. First issue, Mar. 1985. Bilingual.

ISSN 0828-1998. 382.0971.

Monthly information bulletin releasing preliminary merchandise trade figures in advance of regular international trade publications. This release presents a textual analysis of Canadian trade on a Balance of Payments basis. The text is supplemented by a series of summary tables and charts.

### 65-003

**Exports by country (H.S. Based).** Quarterly. First issue, Mar. 1944. Bilingual.

ISSN 0703-0533. 382.60971.

Presents domestic export trade data (values only) by country and commodity according to the Harmonized System (H.S.) at the two digit (chapter) level showing the latest quarter together with the cumulative year-to-date totals (distributed by province of origin).

### 65-004

**Exports by commodity (H.S. Based).** Monthly. First issue, Jan. 1944. Bilingual.

ISSN 0318-238X. 382.60971.

Presents detailed export trade data, quantity and value (monthly and cumulative totals) by commodity and country according to the Harmonized System (H.S.) at the six digit level and summarized data by country, section (H.S.) and province of origin.

### 65-006

**Imports by country (H.S. Based).** Quarterly. First issue, Mar. 1944. Bilingual.

ISSN 0318-2606. 382.50971.

Presents import trade data (values only) by country and commodity according to the Harmonized System (H.S.) at the two digit (chapter) level showing the latest quarter together with the cumulative year-to-date totals (distributed by province of clearance).

### 65-007

**Imports by commodity (H.S. Based).** Monthly. First issue, Jan. 1944. Bilingual.

ISSN 0318-2398. 382.50971.

Presents detailed import trade data, quantity and value (monthly and cumulative totals) by commodity and country according to the Harmonized System (H.S.) at the six digit level of detail and summarized data by country, section (H.S.) and province of clearance.

### 65-202

**Exports, merchandise trade.** Annual. First issue 1939. Bilingual.

ISSN 0317-5375. 382.60971.

Summary tables of exports by country, by trading area, by section, by modes of transport and by regions of origin; detailed figures for three years of exports by commodities and countries; domestic exports to 19 census subdivisions in the US by commodity categories and regions of origin for latest year; total exports by mode of transport, value and quantity by commodity group, country and region of clearance, (two calendar years from 1972).

### 65-203

**Imports, merchandise trade.** Annual. First issue 1939. Bilingual.

ISSN 0380-1349. 382.50971.

Summary tables of imports by countries, by sections, free and dutiable imports and duty initially collected. Detailed figures for three years of imports by commodities and countries, of free and dutiable imports and duty collected in the latest year. Includes explanatory notes, country index and imperial to metric quantity conversion table.

### 65-503

**Canadian international trading patterns /** Statistics Canada, International Trade Division. 75 p. 28 cm. 1985. Bilingual.

ISBN 0-660-52869-X. 382.0971.

This chartbook reviews Canada's trading relations with its principal partners between 1970 and 1984. Charts illustrate the highlights of this period, such as the declining importance of trade with Europe and the recent shift from trade deficits to surplus in the motor vehicle sector. It also includes a calendar of events that have had a major impact on Canada's trade with other countries.



## COMMERCE, CONSTRUCTION, FINANCE AND PRICES

### INTERNATIONAL TRAVEL

66-001

**Travel between Canada and other countries.** Quarterly. First issue 1931. Bilingual.  
ISSN 0380-2094. 338.4/79171/0464.

Presents data on non-residents entering Canada by country and Canadian residents returning from abroad. Travel between Canada and the United States show both vehicles and persons as well as by length of stay. Quarterly estimates of receipts and payments on international travel are presented. Includes data analysis, method of data collection, definitions and bibliography.

66-001P

**International travel, advance information.** Monthly. First issue, Apr. 1985. Bilingual.  
ISSN 0705-5629. 338.4/79171/0464.

Summary of numbers of travellers between Canada and other countries and selected categories of non-residents (mainly one or more nights traffic) by province of entry; preliminary to publication 66-001.

66-201

**International travel, travel between Canada and other countries.** Annual. First issue 1920. Bilingual.  
ISSN 0317-6738. 338.4/79171/0464.

Non-resident travel in Canada and Canadian travel abroad is analyzed by country of residence, expenditures, length of stay, type of transportation, purpose of trip, accommodation used, and destinations. Includes data analysis, methods, definitions, data quality, survey questionnaires, etc., and bibliography. Previously *Travel between Canada and other countries*.

### BALANCE OF PAYMENTS AND INTERNATIONAL INVESTMENTS

67-001

**Quarterly estimates of the Canadian balance of international payments.** Quarterly. First issue 1953. Bilingual. (System of national accounts).  
ISSN 0410-5788. 382.1/7/0971.

Summary of main items of current and capital transactions between Canada and other countries and of Canada's reserve position for the current and two previous years with comment on developments in the period covered. A bulletin releasing preliminary data is available from International and Financial Economics Divisions, Statistics Canada. Includes data analysis, notes, and bibliography.

67-001P

**Quarterly estimates of the Canadian balance of international payments.** Quarterly. First issue, 2nd quarter 1980. Bilingual.  
ISSN 0225-3763. 382.1/7/0971.

Advance release on the integrated set of statistics covering Canada's international economic transactions, broken down between the current account (goods, services, investment income and transfers) and the capital account (direct investment and portfolio investments, reserves and other movements of capital). Transactions with all non-residents and with those of the United States are covered (quarterly and annual) for current and two previous years with comments on developments in the period covered; preliminary to publication 67-001.

67-002

**Security transactions with non-residents.** Monthly. First issue 1935. Bilingual.  
ISSN 0702-6587. 332.6/73/0971.

Security transactions between residents of Canada and residents of the United States, the United Kingdom, Continental Europe and other countries by type of securities. December issue contains an annual review and each quarterly issue contains comments on new issues and retirements of securities.

67-202

**Canada's international investment position.** Annual. First issue 1926/1967. Bilingual. (System of national accounts).  
ISSN 0318-8868. 332.6/73/0971.

A detailed analysis of foreign investments in Canada and Canadian investments abroad, analytical information on the relative position of foreign capital in the ownership and control of Canadian industry, and the financing of investment and the distribution of income. Includes data analysis and bibliography.

67-202P

**Canada's international investment position.** Irregular. First issue 1978/1984. Bilingual.  
ISSN 0833-5125. 332.6/73/0971.

Preliminary release on foreign investments in Canada (liabilities) and Canadian investment abroad (assets), by broad category such as direct portfolio and other investments; by industry and by type of claims (bond, equity, bank loans, etc); by absolute and relative amounts (ratios) concerning the countries of ownership and control of foreign capital in the Canadian industry, and of Canadian capital in foreign industries; on a seven year period. A detailed analysis of the current data and the major trends is also presented; preliminary to publication 67-202.



## COMMERCE, CONSTRUCTION, FINANCE AND PRICES

67-509

**Canadian imports by domestic and foreign controlled enterprises.** Biennial. First issue 1978. Bilingual.

ISSN 0830-0097.

382.5/0971.

Comprehensive study of Canadian imports in which the country of control of each importing firm is identified. The relative degree of import orientation of foreign and Canadian-controlled firms operating in Canada has been measured by employing a ratio of a firm's imports to its sales. The degree to which foreign-controlled firms' imports were sourced from their home countries has also been analyzed. In addition, the study illustrates the degree of import concentration in Canada. Includes data analysis, methodology and bibliography.

67-510

**Canada's international trade in services, 1969 to 1984** / Statistics Canada, Balance of Payments, International and Financial Economics Division. (System of national accounts). 52 p. 28 cm. 1986. Bilingual.

ISBN 0-660-52885-1.

382.17/0971.

Provides an analysis of important trends in this sector over 15 years. The analytical text and 22 tables draw on data selected from six of 15 years from 1969 to 1984. Business services are covered extensively, with detailed information available for the first time for 1983 and 1984 - including regional and industrial breakdowns. Data are given for up to six geographical areas around the world and 16 categories such as consulting and professional services, royalties and computer services. The data also show whether or not transactions were carried out with affiliates abroad (e.g. Canadian subsidiaries with their foreign head offices).

## GOVERNMENT FINANCE

68-202

**Consolidated government finance.** Annual. First issue 1954. Bilingual.

ISSN 0575-8254.

336.71.

A consolidation of the revenue and expenditure transactions of federal, provincial and local governments in Canada. Also presents a separate consolidation of the revenue and expenditure transactions of provincial and local governments. Includes data analysis and bibliography.

68-204

**Local government finance, revenue and expenditure, assets and liabilities, actual.** Annual. First issue 1944. Bilingual.

ISSN 0703-2749.

336.014/71.

Presents provincial and national aggregates of local government actual revenue and expenditure classified according to financial management series concepts. Also includes details of financial assets and liabilities and long-term debt. Includes definitions, data analysis, historical summary and bibliography.

68-207

**Provincial government finance, revenue and expenditure.** Annual. First issue 1950. Bilingual.

ISSN 0575-9498.

336.013/71.

Standardized data drawn from provincial public accounts provides forecasts of provincial government revenues by source and expenditure by function, with five-year summaries. Includes analyses of revenue sources and expenditures and federal-provincial fiscal agreements, explanatory notes and list of special funds included in the statistics of the report.

68-209

**Provincial government finance, assets, liabilities, source and application of funds.** Annual. First issue 1950. Bilingual.

ISSN 0710-1023.

336.013/71.

Standardized data drawn chiefly from provincial public accounts provide data of provincial assets and liabilities, with analyses of sources and uses of funds, and outstanding bond issues. Includes explanatory notes, list of special funds included in the statistics of the report, and bibliography.

## COMMERCE, CONSTRUCTION, FINANCE AND PRICES

68-211

**Federal government finance, revenue and expenditure, assets and liabilities.** Annual. First issue 1953. Bilingual.

ISSN 0575-8521

336.71.

An analysis of federal government revenue and expenditure, assets, liabilities and surplus within the financial management concepts, providing functional, economic cross-classifications together with analysis of sources and uses of funds, transfers to other levels of government, special fund operations and bonded debt. Also provides a reconciliation of financial management revenue and expenditure to budgetary revenue and expenditure as per public accounts. Includes data analysis and bibliography.

68-507E

**The system of government financial management statistics.** 158 p. 28 cm. 1984. E. and F.

ISBN 0-660-11577-8.

336.71.

Presents an operations manual for the Financial Management System of Government Statistics. It defines the scope and precise nature of data currently available for government financial transactions and the accounting concepts which underlie the data.

## EMPLOYMENT, UNEMPLOYMENT AND LABOUR INCOME

### LABOUR FORCE

#### 71-001

**The labour force.** Monthly. First issue, Nov. 1945. Bilingual.

ISSN 0380-6804. 331.11/0971.

Presents seasonally adjusted and unadjusted estimates of labour force, employment and unemployment, with unemployment and participation rates analyzed by selected geographic, demographic and occupational variables. Includes updates to historical series contained in 71-201, occasional special analyses and sample questionnaire, definitions, list of economic regions and bibliography.

#### 71-001P

**Labour force information.** Monthly. First issue, Oct. 1976. Bilingual.

ISSN 0708-3157. 331.11/0971.

Provides a series of summary tables for Canada, provinces and metropolitan areas as well as a brief commentary highlighting current developments in the Canadian labour force; preliminary to publication 71-001.

#### 71-201

**Historical labour force statistics, actual data, seasonal factors, seasonally adjusted data.** Annual. First issue 1953/1967. Bilingual.

ISSN 0703-2684. 331.11/0971.

Presents a selection of historical labour force statistics and related seasonal adjustment information. It also contains several hundred time series, derived from the monthly Labour Force Survey. Includes data analysis, definitions, data quality and survey questionnaires.

#### 71-202

**Annual report of the Minister of Supply and Services Canada under the Corporations and Labour Unions Returns Act. Part II, Labour unions.** Annual. First issue 1963. Bilingual.

ISSN 0228-345X. 331.88/0971.

Contains statistical summaries and analysis of labour union activity in Canada including organization and structure of the unions, male and female union membership, geographical location and industry of local unions, affiliations and union financial activity. Also included is the extent of the affiliation of organized labour in Canada with international unions.

#### 71-202S

**Annual report of the Minister of Supply and Services Canada under the Corporations and Labour Unions Returns Act. Part II, Labour unions. Supplement.** Annual. First issue 1970. Bilingual.

ISSN 0228-3468. 331.88/0971.

Contains supplementary information to 71-202.

#### 71-204

**Help-wanted index.** Annual. First issue 1985. Bilingual. ISSN 0828-1300. 331.12/4/0971.

The *Help-wanted index* is an important indicator of economic change. The index shows labour demand from help-wanted ads placed by employers in the classified ad sections of 18 metropolitan newspapers from Newfoundland to British Columbia. Tables provide figures for the years 1962 to 1985 for a longer term perspective. In addition the publication contains raw and seasonally adjusted line graphs of the last eight years for Canada and five regions: the Atlantic provinces, Québec, Ontario, the Prairie provinces and British Columbia.

#### 71-529

**Labour force annual averages, 1975-1983 /** Statistics Canada, Labour Force Survey Division, Processing and Data Dissemination Section. 544 p. 28 cm. 1984. Bilingual.

ISBN 0-660-52317-9. 331.11/0971.

This publication provides annual averages (for the years 1975 to 1983) of the tables published in 71-001. The data are derived from population projections based on the 1981 Census.

#### 71-533

**Family characteristics and labour force activity, annual averages, 1977-1984 /** Statistics Canada, Labour and Household Surveys Analysis Division. 131 p. 28 cm. 1986. Bilingual.

ISBN 0-660-52240-3. 331.12/0971.

Presents a set of tables which links the labour force activity of individuals to selected characteristics of the families to which they belong using annual average data from the Labour Force Survey. The accompanying text provides definitions of terms used followed by a description of the tables and technical notes related to the weighting and methodological limitations of the data.

#### 71-534

**Women in the workplace : selected data /** Statistics Canada, Target Groups Project. 78 p. 28 cm. 1987. Bilingual.

ISBN 0-660-53402-9. 331.4/0971.



## EMPLOYMENT, UNEMPLOYMENT AND LABOUR INCOME

The influx of women into the work force in the last 10 years has resulted in significant changes within Canadian society. The publication details such topics as education in relation to earnings, ratio of female to male income, and employment of women with children. Data, most recent as 1985, cover a 10-year period and are presented in 25 tables and six charts.

### LABOUR FORCE ACTIVITY SECTION: RESEARCH SERIES

#### 71-601 no.31

**Initial results from the 1981 survey of child care arrangements** / Statistics Canada, Economic Characteristics Staff, Labour Force Activity Section. (Labour force research series ; no. 31). 49 p. 28 cm. 1982. Bilingual.

ISBN 0-660-51608-X. 362.7/12 0971.

Contains the results of a Labour Force Survey supplementary survey on child care arrangements. The survey addresses the types of care arrangements used for pre-school-age and school-age children, the amount of time spent in non-parental care, the cost of such care, and parental perceptions regarding care arrangements used. Originally issued as 86-X-501. Includes data analysis, data quality, survey questionnaire, and code sheet.

#### 71-601 no.32

**Results from the absence from work surveys, 1978 to 1981** / Statistics Canada, Economic Characteristics Staff, Labour Force Activity Section. (Labour force research series ; no. 32). 49 p. 28 cm. 1982. Bilingual.

ISBN 0-660-51989-5. 331.25 762 0971.

Presents and analyzes selected results from the surveys concerning paid workers (employees) who were absent from work for a period of two or more consecutive weeks due to illness, accident or pregnancy at some time during the previous year. Originally issued as 71-X-503. Includes data analysis, notes, and survey questionnaire.

#### 71-601 no.33

**An overview of employment developments, 1980-1982** / Statistics Canada, Economic Characteristics Staff, Labour Force Activity Section. (Labour force research series ; no. 33). 36 p. 28 cm. 1983. Bilingual.

ISBN 0-660-52283-7. 331.12 5 0971.

Examines various aspects of labour market developments between 1980 and 1982. It includes discussions of yearly fluctuations in employment, the distribution of full and part-time employment, and average hours worked. Originally issued as 71-X-505. Includes data analysis, definitions, and survey questionnaire.

#### 71-601 no.36

**Unemployment rates for the full-time and part-time labour force** / Statistics Canada, Economic Characteristics Division, Labour Force Activity Section. (Labour force research series ; no. 36). 42 p. 28 cm. 1983. Bilingual.

ISBN 0-660-52313-2. 331.13/74 0971.

Examines unemployment rates for the full-time and part-time labour force using data from 1976 to 1982. It looks at the distinctly different patterns in these rates over time, and how both rates differ significantly from the overall unemployment rate. Originally issued as 71-X-508. Includes data analysis, definitions, and survey questionnaire.

#### 71-601 no.38

**Hourly earnings data from the survey of 1981 work history** / Statistics Canada, Economic Characteristics Division, Labour Force Activity Section. (Labour force research series ; no. 38). 87 p. 28 cm. 1984. Bilingual.

ISBN 0-660-52322-1. 331.2 971.

Presents hourly earnings data from the Survey of 1981 Work History according to selected demographic characteristics (including age, sex and educational attainment) and selected job characteristics (such as unionization and full-time/part-time status). Originally issued as 71-X-509. Includes data analysis and survey questionnaire.

#### 71-601 no.39

**Labour market-related reasons for suspending job search** / Statistics Canada, Economic Characteristics Division, Labour Force Activity Section. (Labour force research series ; no. 39). 53 p. 28 cm. 1983. Bilingual.

ISBN 0-660-52433-3. 331.12 8 0971.

Examines data on persons who have looked for work in the past six months but have suspended their job search for labour market-related reasons. It focuses on the demographic characteristics of these persons and the seasonal patterns evident in the data. Originally issued as 71-X-511. Includes data analysis, definitions, data quality and survey questionnaire.

#### 71-601 no.40

**Link between economic hardship and labour market problems in Canada** / Statistics Canada, Economic Characteristics Division, Labour Force Activity Section. (Labour force research series ; no. 40). 36 p. 28 cm. 1984. Bilingual.

ISBN 0-660-52719-7. 331.5/4 0971.

## EMPLOYMENT, UNEMPLOYMENT AND LABOUR INCOME

Examines the relationship between economic hardship and the annual work experience of family members. It also looks at the importance of government transfer payments and other sources of income for low income and other family units. Includes data analysis, definitions and bibliography.

71-601 no.41

**Supplementary measures of unemployment, an update** / Statistics Canada, Economic Characteristics Division, Labour Force Activity Section. (Labour force research series ; no. 41). 42 p. 28 cm. 1984. Bilingual.

ISBN 0-660-52720-0. 331.1374/0723.

Defines a number of supplementary unemployment rates that have been developed at Statistics Canada and describes their behaviour over time.

71-601 no.44

**Multiple jobholders, by industry and occupation** / Statistics Canada, Economic Characteristics Division, Labour Force Activity Section. (Labour force research series ; no. 44). 42 p. 28 cm. 1985. Bilingual.

ISBN 0-660-52994-7. 331.125/0971.

Examines and analyses the class of worker, industry and occupation data for multiple jobholders derived from the Survey of 1981 Work History, which provides detailed information about workers with more than one job. Includes data analysis, data quality and survey questionnaire.

71-601 no. 45

**Self-employment in Canada** / Statistics Canada, Labour and Household Surveys Analysis Division, Labour Force Activity Section. (Labour force research series ; no. 45). 33 p. 28 cm. 1985. Bilingual.

ISBN 0-660-52868-1. 331.125/0971.

Consists of two articles: the first deals with definitional and conceptual issues related to self-employment and presents an overview of trends over the 1979 to 1984 period; the second looks at self-employment in 1984 by age, sex and industry, and reviews changes in the characteristics of the self-employed during and after the recession. Previously 71-582.

71-603E

**Proceedings of a Workshop on Demographic Trends and their Impact on the Canadian Labour Market** / sponsored jointly by the Demography Division of Statistics Canada and the Employment and Immigration Analysis Directorate of Employment and Immigration Canada. 223 p. 28 cm. 1981. E. and F.

ISBN 0-660-11196-9.

304.6/0971.

Papers presented at the Workshop on Demographic Trends and Their Impact on the Canadian Labour Market, October 23, 1980, Ottawa. Includes seven papers and a list of participants.

## EMPLOYMENT AND EARNINGS

72-002

**Employment, earnings and hours, preliminary data.** Monthly. First issue, Dec. 1922. Bilingual.

ISSN 0380-6936. 331.125/0971.

Industry and area data on industrial employment, average weekly earnings, average weekly hours, average hourly earnings. Previously *Employment, earnings and hours*.

72-004

**Federal government employment.** Quarterly. First issue, Apr. 1952. Bilingual.

ISSN 0575-8491. 331.125/135471.

Analyzes employment and payroll by month of federal government employees by province of work, occupational category, department and function and by province of work for employees of federal government enterprises. Includes data analysis, methodology; list of special funds, and government enterprises; classification by function; glossary and bibliography.

72-005

**Estimates of labour income.** Quarterly. First issue, Jan. 1946/June 1947. Bilingual.

ISSN 0318-9007. 331.2/971.

Monthly estimates of wages and salaries and supplementary labour income on an unadjusted and seasonally adjusted basis by industry for Canada and the provinces, with annual totals for the last five years. Includes data analysis, methodology and bibliography.

72-007

**Provincial and territorial government employment.** Quarterly. First issue, Oct. 1959. Bilingual.

ISSN 0825-9224. 331.125/135471.

Number and earnings of provincial government employees, full-time and other, by function for departmental services; summary information for provincial institutions of higher learning, provincial government enterprises, and workmen's compensation boards. Includes data analysis, methodology, glossary, list of special funds and government enterprises by province, and bibliography.

## EMPLOYMENT, UNEMPLOYMENT AND LABOUR INCOME

72-009

**Local government employment.** Quarterly. First issue, Jan./Mar. 1967. Bilingual.  
ISSN 0703-7392. 331.12/51352071.

Employment and payrolls of municipal governments by province, metropolitan areas, major urban areas, and population group. Includes data analysis, methodology; list of local government entities, metropolitan areas and components; glossary and bibliography.

72-205

**Federal government employment in metropolitan areas.** Annual. First issue 1961. Bilingual.  
ISSN 0527-5148. 331.12/5135471.

An analysis of the number and regular payroll estimates of federal government employees by department, sex and occupation category within each of the Census Metropolitan Areas during the month of September each year. Also includes a list of the Census Metropolitan Areas and their components and a glossary of principal terms.

72-208

**Work injuries.** Annual. First issue 1983/1985. Bilingual.  
ISSN 0835-233X. 363.1/10971.

Provides information on work related injuries and illnesses in Canada. The data are tabulated by province, nature of injury, source of injury, type of accident and part of body injured. In addition, these statistics are related to the sex, age and occupation of the injured worker, and the industry of his or her employer.

### UNEMPLOYMENT INSURANCE

73-001

**Unemployment insurance statistics.** Monthly. First issue, Feb./June 1942. Bilingual.  
ISSN 0829-1098. 368.4/4/00971.

Presents data on unemployment insurance: estimates of the insured population; claims received; claims allowed; final beneficiary counts; weeks and amount of benefit; disqualifications and disentitlements.

73-201

**Annual report, benefit periods established and terminated under the Unemployment Insurance Act.** Annual. First issue 1942. Bilingual.  
ISSN 0707-0292. 368.4/4/00971.

Presents data on unemployment insurance: contributors, beneficiaries (unduplicated count); benefit periods established; benefit periods terminated. Includes data analysis, methodology, data quality, definitions and bibliography.

73-205S

**Unemployment insurance statistics, annual supplement.** Annual. First issue 1985. Bilingual.  
ISSN 0828-3176. 368.4/4/00971.

Provides information on the development of the Canadian Unemployment Insurance Program, the technical notes for the monthly report, and historical statistics (a few series showing data commencing with the Unemployment Insurance Program in the early 1940s). The unemployment insurance statistics time series published in the annual supplement includes data on the number of claims for benefits received, the number of benefit weeks paid, total benefit disbursements, average weekly payments, the number of disqualifications and the number of beneficiaries. Where applicable, the data are detailed by sex, type of benefit, month and province. In addition, the annual supplement features complementary statistics, including wages and salaries paid in Canada, maximum and average weekly unemployment insurance benefits expressed in current and 1981 dollars, average weekly earnings, and the number of unemployed by region as measured by the Labour Force Survey.

### EMPLOYEE BENEFIT PLANS

74-001

**Quarterly estimates of trustee pension funds.** Quarterly. First issue, Jan. 1973. Bilingual.  
ISSN 0700-205X. 331.25/2/0971.

Provides estimates of income, expenditures and the distribution of assets by major investment categories in respect of trustee pension plan funds. Includes data analysis.



## EMPLOYMENT, UNEMPLOYMENT AND LABOUR INCOME

74-201

**Trusteed pension funds, financial statistics.** Annual.  
First issue 1958. Bilingual.

ISSN 0835-4634.

331.25/2/0971.

This publication presents information on income, expenditure and assets of all trusteed pension funds in Canada in the form of tables, charts and comments. It is a continuation of a series of reports produced since 1957 and covers both the private and public sector operating trusteed pension plans with invested assets. As a single pool of investment capital in Canada, these funds are surpassed in size only by the aggregate reserves held by the chartered banks. Previously *Trusteed pension plans financial statistics*.

74-401

**Pension plans in Canada.** Biennial. First issue 1970.  
Bilingual.

ISSN 0701-5488.

331.25/2/0971.

Data are included for all occupational pension plans sponsored by employers in both public and private sectors. Also included are contributions to RRSP's as well as vesting, contribution and benefit rates, eligibility conditions, integration of private plans with the Canada and Quebec pension plans, retirement ages, contributions paid into plans by employers and employees, pension indexing and pensioners.

# EDUCATION, CULTURE, HEALTH AND WELFARE

## EDUCATION

81-002

**Education statistics bulletin.** Irregular. First issue, Oct. 1979. Bilingual.

ISSN 0826-8258. 370/.971.

Provides advance and timely information on education in Canada and the provinces. Includes data on enrolment, instructional staffs and finance, for all levels of education.

81-204

**Universities, enrolment and degrees.** Annual. First issue 1949/50. Bilingual.

ISSN 0706-3652. 378.71.

Presents data on undergraduate and graduate enrolment, full-time and part-time, and on degrees, diplomas and certificates granted in the Canadian universities. Data highlights cover foreign students by country of citizenship. Included also are data analysis, notes and bibliography.

81-208

**Financial statistics of education.** Annual. First issue 1954/56. Bilingual.

ISSN 0703-9328. 379.1/1:0971.

Presents financial statistics on all levels of education and on vocational training and related cultural activities. Includes data analysis, definitions, survey methodology, and bibliography.

81-210

**Elementary-secondary school enrolment.** Annual. First issue 1958/59. Bilingual.

ISSN 0704-6596. 371.2/19:71.

Presents statistics of enrolment in elementary and secondary schools in Canada, and includes data for provincial public school systems, private schools and schools operated under the auspices of the Government of Canada. Includes also data analysis and bibliography.

81-219

**Tuition and living accommodation costs at Canadian universities.** Annual. First issue 1965/66. Bilingual.

ISSN 0318-2991. 378/.38:0971.

Data on typical tuition and other academic fees and living accommodation costs at university operated residences. Information sources for careers and financial aid, data analysis and a list of institutions with mailing addresses are also included.

81-220

**Advance statistics of education.** Annual. First issue 1967/68. Bilingual.

ISSN 0575-786X. 370/.971.

Provides a brief summary of basic education statistics: number of educational institutions, teaching staff and enrolment for all three levels; number of graduates at post-secondary levels; and global estimates of expenditures on education by sources of funds. These data are estimates.

81-222

**Community colleges and related institutions, postsecondary enrolment and graduates.** Annual. First issue 1969/70. Bilingual.

ISSN 0832-6657. 378.71.

Presents data on full-time students of the community college system in Canada: enrolment, graduation and distribution. Data analysis and bibliography included. Previously *Enrolment in community colleges*.

81-229

**Education in Canada, a statistical review.** Annual. First issue 1973. Bilingual.

ISSN 0706-3679. 370/.971.

Deals with all levels of education, providing figures and background information on institutions, teachers and students, and also on financial expenditures for Canada and the provinces. Analyzes the nature of the growth in education, and provides data on the educational attainment of the population and of the labour force. Includes bibliography.

81-241

**Teachers in universities.** Annual. First issue 1971/72. Bilingual.

ISSN 0707-9737. 331.12:5137812:0971.

Presents statistics on the population and salaries of full-time teachers in Canadian universities with highlights into three sections: salaries, ages and qualifications. Includes data analysis, bibliography, list of universities and colleges by province.

## EDUCATION, CULTURE, HEALTH AND WELFARE

81-254

**Educational staff of community colleges and vocational schools.** Annual. First issue 1976/77. Bilingual.

ISSN 0706-2990. 331.12:5137812/0971.

Presents data on educational staff (teaching and administrative) in community colleges and vocational schools. Includes lists of institutions surveyed by province, location and personnel; definitions and data analysis.

81-257

**Minority and second language education, elementary and secondary levels.** Annual. First issue 1975/76/1976/77. Bilingual.

ISSN 0706-3717. 371.97/00971.

Data on enrolment and participation rates for second language education programs in public schools, at elementary and secondary levels in Canada. Time series analysis with 1970-71 as base. Data analysis, definitions and bibliography included.

81-258

**Salaries and salary scales of full-time teaching staff at Canadian universities.** Annual. First issue 1979/1980. Bilingual.

ISSN 0225-3682. 331.2/04137812/0971.

Presents salary statistics (averages, medians and percentiles) and salary scales of university teachers by ranks and by institution. Data are included for all institutions with teaching staff of 30 or more that have authorized Statistics Canada to release their data. This publication appears in three editions: the preliminary edition (81-258P), the supplementary edition (81-258S), and the final edition (81-258), which contains all the data from the first two editions as well as any additional information.

81-258P

**Salaries and salary scales of full-time teaching staff at Canadian universities.** Annual. First issue 1979/80. Bilingual.

ISSN 0225-3690.

Incorrect ISSN (0225-3704) printed 331.2/04137812/0971. in this publication.

The preliminary edition of 81-258 only contains information on those institutions that made their data available at the time of publication. Included are notes, bibliography and a list of institutions.

81-258S

**Salaries and salary scales of full-time teaching staff at Canadian universities.** Annual. First issue 1979/80. Bilingual.

ISSN 0225-3704. 331.2/04137812/0971.

The supplementary edition of 81-258 contains information that was not available when the preliminary edition was released.

81-259

**Postgraduation plans of Ph.D. graduates.** Annual. First issue 1981. Bilingual.

ISSN 0714-7961. 331.11/0971.

Presents statistical information on the socio-economic characteristics of doctoral degree recipients, their employment status, their post-graduation plans, expected work activities, expected income and migration, with data analysis included.

81-260

**University finance, trend analysis.** Annual. First issue 1972/73/1981/82. Bilingual.

ISSN 0829-7177. 379.1/18/0971.

Presents a 10-year financial analysis of all Canadian universities: expenditures, incomes and relevant financial ratios. Includes charts, data analysis, and bibliography.

81-560

**Decade of education finance.** Irregular. First issue 1960/1969. Bilingual.

ISSN 0827-0090. 379.1/1/0971.

Provides historical data and analysis of financial statistics for the Canadian educational system. Expenditures are shown as related to selected socio-economic indicators, and by functional area: instruction, administration, maintenance. Revenues are presented by source of funds: governments at all levels, fees, etc. Includes definitions.

81-569

**Education statistics for the seventies, 1979 /** Statistics Canada, Education, Culture and Tourism Division, Projections and Analysis Section. 453 p. 28 cm. 1984. Bilingual.

ISBN 0-660-51851-1.

Incomplete ISBN (0-51851-1) 370/.971. printed in this publication.

The publication is the sequel to *Historical compendium of education statistics* (81-568). Contains the final education statistics for the decade of the seventies. Includes data analysis, sources of information, bibliography and a subject index.



## EDUCATION, CULTURE, HEALTH AND WELFARE

81-572E

**Job market reality for postsecondary graduates, employment outcome by 1978, two years after graduation** / by W. Clark and Z. Zsigmond. 509 p. 28 cm. 1981. E. and F.

ISBN 0-660-10825-9.

331.12/0971.

The report, based on a June 1978 survey of former post-secondary students, presents detailed job outcomes for graduates of each of 62 fields, documenting differences between men and women and their employment status, salaries and levels of job satisfaction. Gives provincial comparisons and migration of graduates. Includes data analysis, survey questionnaire, highlights, and subject index.

### PUBLIC HEALTH

82-206

**Hospital morbidity.** Annual. First issue 1966. Bilingual.

ISSN 0575-8742.

362.1/1/0971.

Counts of cases separated from all general and allied special hospitals in Canada, and number of days of hospital care given to these cases, by the detailed list of three-digit categories of the International Classification of Diseases. Historical statistics to 1960 are also available. Included also are data analysis, methodology, definitions and bibliography.

82-207

**Cancer in Canada.** Annual. First issue 1970. Bilingual.

ISSN 0227-1788.

614.5/9994/00971.

New cancer cases diagnosed and reported to provincial tumor registries. The system provides a large base of information for the study of variations in cancer incidence by person characteristics and geographic region and to allow the monitoring of trends in cancer incidence over time. Included are history, data analysis, data sources, glossary and bibliography.

82-208

**Surgical procedures and treatments.** Annual. First issue 1969. Bilingual.

ISSN 0317-3720.

362.1/97/0971.

Counts of primary surgical procedures in general and allied hospitals. Includes data analysis, definitions, methodology and Canadian Classification Procedure and the Corresponding Canadian Procedure Short List, and bibliography.

82-212

**Tuberculosis statistics, morbidity and mortality.** Annual. First issue 1973. Bilingual.

ISSN 0708-4277.

614.5/9995/00971.

Admissions, discharges and deaths of patients during the year and patients in institutions at the end of the year, classified by medical, social and personal characteristics; anti-tuberculosis activities and historical tables. Includes definitions, source of data, and bibliography.

82-543E

**Demographic and health indicators : presentation and interpretation** / Yves Péron and Claude Strohmenger. 261 p. 28 cm. 1985. E. and F.

ISBN 0-660-11648-0.

362.1/028/7.

Presents more than 40 of the most frequently used indicators in the fields of population studies and public health along with explanations of their meaning, calculation and interpretation. Contains numerous examples and illustrations, mostly based on recent Canadian data from surveys, censuses, vital statistics, hospital statistics and diseases registries.

82-544

**Cardio-vascular disease in Canada** / by E. Nicholls, C. Nair, L. MacWilliam, J. Moen and Y. Mao. 182 p. 28 cm. 1986. Bilingual.

ISBN 0-660-52905-X.

616.1/2/00971.

This publication is the first comprehensive report about health risk number one in 15 years. Its 182 pages and 25 illustrative charts review major causes of death in Canada to put heart disease in context. Then, the causes of heart disease are examined in detail (heart attack, stroke, diseases of the arteries, ischemic heart disease, etc.). A look at hospital discharge rates is also included. The study also gives a global perspective, comparing Canada with other industrialized countries like the U.S., Switzerland and Japan.

82-545E

**Canadian youth : perspectives on their health** / by Louise Lapierre and Hélène Aylwin. 91 p. 28 cm. 1985. E. and F.

ISBN 0-660-11707-X.

613.0433/0971.

The report was prepared to mark the occasion of International Youth Year. It examines recent trends and levels of lifestyle habits, fertility, health status and health care utilization among the Canadian population aged 15 to 24. The report is compiled from a wide range of data sources and presents many provincial breakdowns. Includes data quality, data analysis and bibliography.

## EDUCATION, CULTURE, HEALTH AND WELFARE

82-546

**Therapeutic abortions, Canada.** Annual. First issue 1983. Bilingual.  
ISSN 0828-881X. 363.4:6:0971.

Contains information on therapeutic abortions performed in Canada authorized under Section 18, Criminal Law Amendment Act. Provides the numbers and rates of therapeutic abortions for the provinces and the territories, a list of hospitals with therapeutic abortion committees and selected medical and demographic characteristics of women obtaining therapeutic abortions.

82-555E

**Report of the Canadian Health and Disability Survey, 1983-1984.** 108 p. 28 cm. 1986. E. and F.  
ISBN 0-660-11966-8. 305.9:0816:0971.

Summarizes the findings of detailed health and disability surveys carried out by Statistics Canada in 1983 and 1984. Presents data on: demographics (e.g., urban or rural residency), types of disability, causes of disability (e.g., circulatory, lower limbs), use of aids and prostheses, socio-economic disadvantage, and disabled children.

82-562E

**Canadian classification of diagnostic, therapeutic and surgical procedures** / Statistics Canada, Health Division, Nosology Reference Centre. 2nd print. [with corrections and additions]. 604 p. 24 cm. 1986. E. and F.  
ISBN 0-660-11938-2. 616:.0012.

The new, revised issue of *Canadian classification of diagnostic, therapeutic and surgical procedures* published in 1986, lists 99 categories of procedures and their standard classification code numbers. The 604 page manual covers procedures from appendectomies to x-rays; information is arranged in chapters by major category and then broken into multiple sub-categories. An alphabetical index is included.

82-563E

**Highlights from the Canadian Health and Disability Survey, 1983-1984** / Statistics Canada, Health Division. 38 p. 28 cm. 1985. E. and F.  
ISBN 0-660-11874-2. 305.9:0816:0971.

This preliminary report presents tabulations showing the levels and socio-demographic correlates of disability in the Canadian population aged 15 and over, based on data from a household sample survey conducted in October 1983 and June 1984. The estimates are based on a sample of 65,800 households representing 126,698 individuals. *Also available on tape under reference 82-5637.*

## HOSPITALS AND HEALTH MANPOWER

83-002

**Quarterly hospital information system, hospital indicators.** Quarterly. First issue Jan./Dec. 1977. Bilingual.  
ISSN 0829-1764. 362.1/1:0971.

Participating hospitals received reports containing utilization and cost indicators. This publication presents some 32 of these indicators in a format that allows comparison of hospitals grouped according to type and size and province. Summary statistics for these hospital groupings include arithmetic mean, standard deviation and quartiles.

83-201

**List of Canadian hospitals.** Annual. First issue 1942. Bilingual.  
ISSN 0831-7313. 362.1/1:02571.

List of hospitals operating during the year in each province by category (public, private or federal), type, ownership and capacity. Previously *List of Canadian hospitals and special care facilities*.

83-204

**Mental health statistics.** Annual. First issue 1932. Bilingual.  
ISSN 0828-7066.

Incorrect ISSN (03808-6510) 362.2:0971.  
printed in this publication.

This report provides statistical information on the medical and demographic characteristics of psychiatric patients separated from psychiatric hospitals and general hospitals during the fiscal year. Includes terminology, description and limitation of the data, and bibliography. Previously *Mental health statistics, mental and psychiatric hospitals*.

83-217

**Hospital statistics, preliminary annual report.** Annual. First issue 1961. Bilingual.  
ISSN 0381-8802. 362.1/1:0971.

Includes number of hospitals, approved beds, patient days during the year, separations and paid hours of work in reporting general and allied special hospitals. Operating expenditures are available only for public hospitals. Also contains utilization ratios such as percentage ratios, occupancy, average length of stay, paid hours per patient-day and percentage distribution of operating expenditures and cost per patient-day. Includes questionnaire, glossary, and data highlights.

## EDUCATION, CULTURE, HEALTH AND WELFARE

83-221

**List of residential care facilities in Canada.** Annual. First issue 1974. Bilingual.

ISSN 0831-7321. 362.1/6:02571.

This publication provides a list of residential care facilities in each province/territory to governments and health organizations for their administrative and planning purposes. These facilities include those for the aged, physically and mentally handicapped, mentally retarded, emotionally disturbed children, alcohol and drug addicts and facilities for transients, delinquents and families in crisis.

83-232

**Hospital annual statistics.** Annual. First issue 1976. Bilingual.

ISSN 0228-5142. 362.1/1:0971.

Data on public, private and federal general and allied special hospitals: number of facilities and approved bed complement by province, type of hospital, service and size; movement of patients; laboratory, radiology, diagnostic and therapeutic services; administrative and support services; personnel and paid hours of work; and operating income and expenditures for public hospitals. Includes methodology, data items, definitions and bibliography.

83-233

**Annual return of hospitals, hospital indicators.** Annual. First issue 1982/83. Bilingual.

ISSN 0829-5069. 362.1/1:0971.

The indicators in this report have been calculated using data from the Annual Return of Hospitals, a census of general and allied special hospitals in Canada. The indicators provide a picture of hospital utilization, workload and costs, broken down by province and hospital type and size: the mean, standard deviation, first and third quartiles are calculated for each indicator.

83-234

**Canadian workload measurement system - laboratory.** Irregular. First issue 1982/83. Bilingual. ISSN 0830-8780. 658.5/42.

This manual is used by Canadian hospital laboratories to measure and record that portion of human resources which is directly responsible for the production of procedures in all laboratory disciplines, i.e. specimen procurement and dispatch, clinical chemistry, hematology, immunohematology, anatomic pathology, microbiology and miscellaneous procedures.

83-236

**Residential care facilities.** Annual. First issue 1976. Bilingual.

ISSN 0833-0697. 362.1/6:0971.

This report presents statistics on the facility characteristics, expenditures, manpower and movement of residents in residential care facilities and in other facilities such as transition homes and homes for unmarried mothers. These residential care facilities provide care and/or treatment for the aged, the physically handicapped, the mentally handicapped, emotionally disturbed children and residents with alcohol/drug problems. Previously *Selected tables from annual return of special care facilities*.

83-603

**Canadian workload measurement system - respiratory technology/pulmonary function /** Statistics Canada, Health Division, Institutional Statistics Section. 32 p. 28 cm. 1984. Bilingual.

ISBN 0-660-52809-6. 658.5/42.

Describes Canadian workload measurement system for hospitals and health services in the area of respiratory/pulmonary diagnostics, and routine and critical care therapeutics.

## VITAL STATISTICS

84-203

**Causes of death, vital statistics, volume IV.** Annual. First issue 1965. Bilingual.

ISSN 0380-7533. 614.4/2:0971.

Number of deaths by three-digit categories and four-digit sub-categories of the International Classification of Diseases (ICD-9), Injuries and Causes of Death, by sex for the provinces, and by sex and five-year age groups for Canada. Includes methodological notes, data quality and bibliography.

84-204

**Births and deaths, vital statistics, volume I.** Annual. First issue 1971. Bilingual.

ISSN 0825-2971. 304.6/3:0971.

Detailed data and cross tabulations of births and demographic aspects of deaths for Canada. Birth counts are given by subprovincial areas. Included also are cohort-fertility rates and international comparison of rates among selected countries.



## EDUCATION, CULTURE, HEALTH AND WELFARE

84-205

**Marriages and divorces, vital statistics, volume II.** Annual. First issue 1971. Bilingual.  
ISSN 0825-298X. 306.8/1 0971.

Detailed data, cross tabulations and some statistical indicators on marriages and divorces that take place in Canada annually. Some important tabulations on divorce and a table on the international comparison of rates among the selected countries are also covered. Included are data analysis, notes on methodology and quality of data, and bibliography.

84-206

**Mortality, summary list of causes, vital statistics, volume III.** Annual. First issue 1971. Bilingual.  
ISSN 0825-2998.

Incorrect ISSN (0225-7394) printed 614.4/2 0971.  
in the publication.

The number of deaths and rates by age and by selected abbreviated cause-groupings for Canada and the provinces. Includes also a summary of vital statistics and age-standardized death rates for the current year. Infant mortality, perinatal mortality, etc. by cause categories are also presented in the report.

84-532

**Life tables, Canada and provinces.** Irregular. First issue 1970/1972. Bilingual.  
ISSN 0827-990X. 614.4/2 0971.

Contains life tables for Canada and the provinces for the three years centred around the 1981 Census year. The tables are by single year of age for Canada and the provinces (except Prince Edward Island for which abridged life tables are presented by five-year age groups). Included methodology, explanations, and bibliography.

84-544

**Occupational mortality in British Columbia, 1950-1978** / by R.P. Gallagher, W.J. Trelfall, P.R. Band, J.J. Spinelli and A.J. Coldman. 72 p. + 33 microfiches. 28 cm. 1986. Bilingual.  
ISBN 0-660-52872-X. 363.1/1 09711.

This publication is the first province-wide analysis of occupational mortality risks in Canada. The authors used information on usual lifetime occupation recorded on death registrations for residents of British Columbia who died between 1950 and 1978. Proportionate mortality ratios (PMR) were used to detect unusual patterns of mortality. Although the data represent only one province, the wide range of occupations in British Columbia makes the publication useful to the country as a whole.

## JUSTICE STATISTICS

85-002

**Juristat.** Irregular. First issue, Oct. 1981. Bilingual.  
ISSN 0715-271X. 347.71.

Provides readers with timely and succinct statistical information on a variety of justice related programs. Currently, these programs cover the areas of law enforcement, legal aid, adult and juvenile courts, and corrections; prepared by the Canadian Centre for Justice Statistics.

85-205

**Canadian crime statistics.** Annual. First issue 1960. Bilingual.  
ISSN 0824-0337. 364/.971.

Statistical summary of some law enforcement activities in relation to crime and traffic offences as reported by municipal police forces in urban centres of 750 population and over, the Royal Canadian Mounted Police, the Ontario Provincial Police, the Quebec Police Force, the Railway and Ports Canada Police, New Brunswick Highway Patrol and Royal Newfoundland Constabulary. Includes data analysis, definitions, questionnaires, and bibliography.

85-209

**Homicide in Canada, a statistical perspective.** Annual. First issue 1961/1964. Bilingual.  
ISSN 0825-432X. 364.1.52 0971.

Homicides reported to Canadian police forces are carefully examined in tables, charts and narratives. Important patterns are identified and an historical perspective is also provided.

85-211

**Adult correctional services in Canada.** Annual. First issue 1981/82. Bilingual.  
ISSN 0715-2973. 365/.971.

Presents data descriptive of custodial and non-custodial services in provincial, territorial and federal sectors. Highlights caseload indicators, offender characteristics, and expenditure data. Narrative summaries examine organizational structures, administrative procedures and correctional programs functioning at both institutional and community level. Includes glossary.

85-216

**Legal aid in Canada.** Annual. First issue 1985. Bilingual.  
ISSN 0831-2281. 362.5/8 0971.

This publication provides historical and current

## EDUCATION, CULTURE, HEALTH AND WELFARE

perspectives of legal aid and its application on a national scale. Variability in organizational structures can be readily identified for comparative purposes and for understanding differences in service delivery. The publication also includes a demographic display of its user population in civil and criminal matters, a comprehensive glossary of terms and a directory of legal aid offices in Canada.

### 85-506E

**The future of national justice statistics and information in Canada : report from the Work Group of the National Project on Resource Coordination for Justice Statistics and Information (NPRC).** 2 v. 23-28 cm. 1981. E. and F.

ISBN 0-660-10803-8 (v. 1, 164

p.);

ISBN 0-660-10804-6 (v. 2, 128

347.71/013.

p.).

Describes, in vol. 1, the historical development of justice information and statistics. Contains a profile of information needs and resources of provinces and federal agencies. Vol. 2 comprises background papers on: issues of privacy and confidentiality; systems technology applications; and the experience of other jurisdictions in this field.

### 85-509

**Civil courts in Canada** / Statistics Canada, Canadian Centre for Justice Statistics. 183 p. 28 cm. 1985. Bilingual.

ISBN 0-660-52249-7.

347.71/012.

This publication presents descriptive information on civil courts operating across Canada, as of January 1, 1985. One of the publication's primary purposes is to provide a contextual framework within which future national civil court statistics can be analyzed. Areas examined include: administration of civil courts; civil law; court structures, hierarchies and location; civil procedure; and current developments in civil justice. Includes glossary of terms, civil matters by court level and jurisdiction and circuit court locations.

### 85-522

**Juvenile court statistics.** Annual. First issue 1982/1983. Bilingual.

ISSN 0822-0441.

345.71/081.

Provides an analytical summary of the 1983 survey data on Canadian juvenile courts collected by the Juvenile Justice Program of the Canadian Centre for Justice Statistics. Focuses on interprovincial comparisons of overall courts and rates of delinquency charges adjudicated by the courts.

### 85-523

**Policing in Canada, 1986** / Statistics Canada, Canadian Centre for Justice Statistics. 85 p. 28 cm. 1986. Bilingual.

ISBN 0-660-52886-X.

363.2/0971.

Provides qualitative information on policing services in Canada at the federal, provincial and municipal levels, as well as summary police strength statistics. Material includes descriptions of: public sector police forces, police commissions, pertinent legislation and native policing. Convenient summary pages and graphics allow for quick overviews.

## WELFARE STATISTICS

### 86-501

**Workmen's/workers' compensation, social security, provincial programs, 1980** / Statistics Canada, Health Division, Social Security Section. 63 p. 28 cm. 1980. Bilingual.

ISBN 0-660-53428-2.

368.41/00971.

Contains provincial and territorial program description and statistics on claims and compensation. Analyzes characteristics of claimants, degree of disability, duration of wage loss and other variables. Provides analysis in relation to the labour force, general population, personal income, assets and liabilities of the Workmen's Compensation Boards. Statistics for the period 1975 to 1977 are presented.

### 86-502

**Criminal injuries compensation.** Triennial. First issue 1980. Bilingual.

ISSN 0833-5737.

362.8/8/0971.

With extensive analysis and numerous charts, this publication draws a national profile of Canada's criminal injuries compensation programs. Complete with tables and graphs, it discusses federal-provincial compensation agreements, the considerations behind compensation and appeal procedures, total net payments of plans (in constant and current dollars), victim characteristics, victim-assailant relationships, etc. Historical data from 1975-76 to 1981-82 are included. Previously *Criminal injuries compensation, social security, provincial programs*.

### 86-506

**Social security, national programs. Volume 2, Unemployment insurance, 1984** / Statistics Canada, Health Division, Social Security Section. 292 p. 28 cm. 1984. Bilingual.

ISBN 0-660-50909-1.

368.4/4/00971.

Program description and detailed statistics with

## EDUCATION, CULTURE, HEALTH AND WELFARE

commentary on the number of people benefitting from the program and the amounts paid are presented. The statistics are examined in relation to demographic and macroeconomic data to provide a variety of measurements. The text is highlighted with numerous charts and analytic tables. The figures covers the 1970s and early 1980s for Canada, the provinces and territories. Volume 1 never published.

### 86-507

**Social security, national programs. Volume 3, Canada and Quebec pension plans, 1984** / Statistics Canada, Health Division, Social Security Section. 180 p. 28 cm. 1984. Bilingual.

ISBN 0-660-50910-5. 368.4/3/00971.

Two separate but complementary programs are presented with key statistics and program description. Includes data analysis, commentary on beneficiaries, contributors, payments, the funds of the two plans, and bibliography.

### 86-508

**Social security, national programs. Volume 4, Family allowances and related programs, 1982** / Statistics Canada, Health Division, Social Security Section. 104 p. 28 cm. 1982. Bilingual.

ISBN 0-660-50911-3. 368.4/00971.

Deals with Family Allowances and the Child Tax Credit as well as former programs, Family Assistance and Youth Allowances. Statistics are presented for beneficiaries, their number and amounts paid. Statistics for the period 1951 to 1981 are presented along with provincial data. Includes data analysis and features of the programs.

### 86-509

**Social security, national programs. Volume 5, Old age security, guaranteed income supplement and spouse's allowance, 1982** / Statistics Canada, Health Division, Social Security Section. 81 p. 28 cm. 1982. Bilingual.

ISBN 0-660-50912-1. 368.4/3/00971.

Old Age Security, Guaranteed Income Supplement and Spouse's Allowance make up integral parts of a total program for the elderly. Presents main features and statistical data on the recipients, and payments are related to demographic and macro-economic data to provide measures such as per capita and percent of Gross Domestic Product and personal income. Statistics are shown for the period 1951-52 to 1980-81.

### 86-510

**Social security, national programs. Volume 6, Social allowances and services, 1982** / Statistics Canada, Health Division, Social Security Section. 79 p. 28 cm. 1982. Bilingual.

ISBN 0-660-50913-X. 368.4/00971.

Presents description and data on federal-provincial cost-shared welfare programs directed to assisting the elderly, the blind, the disabled and to general welfare, including the Canada Assistance Plan and Vocational Rehabilitation of Disabled Persons. Statistics are provided for the period 1951 to 1980. Included also are data analysis and bibliography.

### 86-511

**Social security, national programs. Volume 7, Other programs, 1982** / Statistics Canada, Health Division, Social Security Section. 198 p. 28 cm. 1983. Bilingual.

ISBN 0-660-50914-8. 361.6/0971.

Presents statistics and description of five separate programs: Veterans; Indian Social Welfare; New Horizons; Family Planning Grants; National Welfare Grants. Statistics for the 1970's and early 1980's are provided. Includes data analysis and bibliographies.

## CULTURE STATISTICS

### 87-001

**Culture communiqué.** Irregular. First issue 1978. Bilingual.

ISSN 0822-6016. 338.4/7306/0971.

A bulletin used to release advanced timely data on cultural activities, institutions and industries in Canada. These data are often presented by province. They deal with book and periodical publishing, television, film, sound recording, libraries, museums, performing arts and other related subjects.

### 87-003

**Travel-log.** Quarterly. First issue, June 1982. Bilingual.

ISSN 0713-2840. 381/.45917104.

A statistical bulletin providing a medium for the release of advance and timely information on travel, tourism and recreation in Canada and the provinces. Presents data on domestic travel, ownership of recreational equipment and travel to work, and on the back page presents the National Tourism Indicators which includes the Travel Price Index.



## EDUCATION, CULTURE, HEALTH AND WELFARE

87-202

**Culture statistics, sound recording, preliminary statistics.** Annual. First issue 1984. Bilingual.

ISSN 0830-8373. 338.4/7789912/0971.

The publication provides the highlights and methodology of the recording industry survey. It contains the preliminary results of the survey covering employment, origin of master tapes, Canadian content of sales and new record releases, and a summary of the financial situation of label/record companies. Other information present includes estimates of the Canadian market, exports and imports.

87-203

**Culture statistics, periodical publishing, preliminary statistics.** Annual. First issue 1984. Bilingual.

ISSN 0831-7267. 070.5/72/0971.

Statistics on the publishing firms as well as on periodicals published in Canada are found in this publication. Estimates of the total revenue and employment generated by this sector are presented. Data on periodicals cover their number, the revenue and expenditures by source, the circulation and the single copy and subscription prices. This information is given by province and type of periodical.

87-204

**Culture statistics, film industry, tables, distribution, exhibition (regular theatres and drive-ins).** Annual. First issue 1983. Bilingual.

ISSN 0831-733X. 338.4/779143/0971.

This publication contains data tables from some or all of the four Statistics Canada Film surveys: (1) Film, Video and Audio-visual Production; (2) Motion Picture Laboratory Operations and Post-production Services; (3) Film and Video Distribution; and, (4) Motion Picture Theatres and Drive-ins.

87-206

**Culture statistics, government expenditures on culture in Canada, preliminary statistics.** Annual. First issue 1984/85. Bilingual.

ISSN 0832-9486. 354.710085.

In addition to survey highlights and a methodological summary, this publication contains statistical tables for the government expenditures on culture in Canada. Government (federal, provincial and local) expenditures are broken down by province, function and type of expenditure. Also included are statistics on employment.

87-207

**Culture statistics, heritage institutions, museums, parks, historic sites, archives, other related institutions (e.g. zoos, botanical gardens, exhibition centres).** Annual. First issue 1984/85. Bilingual.

ISSN 0833-0344. 069/0971.

In addition to survey highlights and a methodological summary, this publication contains statistical tables on non-profit heritage institutions including museums, art galleries, nature parks, historic sites, archives and other related institutions (e.g. zoos, botanical gardens, exhibition centres). Data are presented concerning their total operating and capital revenues and expenditures, their average attendance, their average admission fees and number of personnel. This information is broken down by province, governing authority or type of heritage institution.

87-208

**Culture statistics, television viewing in Canada.** Annual. First issue 1986. Bilingual.

ISSN 0835-6041. 384.55/0971.

The publication contains a series of tables showing the average hours of television viewed per week by Canadians 2 years of age and over. Separate tables provide a breakdown by age, sex and language groups as well as by province of residence. Each table also reports viewing by type of program (news, sports, drama, etc.), nationality of broadcasting station and Canadian content of program.

87-210

**Culture statistics, book publishing in Canada.** Annual. First issue 1985/86. Bilingual.

ISSN 0835-9857. 338.4/70705/0971.

This publication contains statistical tables on book publishers and exclusive agents. Included are estimates of the total market, the number of titles published, the sales of the domestic production and of imports, and employment. This information is broken down by financial control, size, language and province of the firms.

87-401

**Tourism and recreation, a statistical digest.** Biennial. First issue 1978/79. Bilingual.

ISSN 0824-9032. 338.4/79171/0464.

Presents data on domestic travel, travel to work, international travel, recreation, and tourism. Examines the socio-economic impact of travel and of recreation as well as the demographic factors influencing them. Provides information for selected cities, major airports and selected census metropolitan areas. Includes elaborate data analysis, concepts and definitions, and bibliography.

## EDUCATION, CULTURE, HEALTH AND WELFARE

87-504

**Domestic travel, Canadians travelling in Canada.** Annual. First issue 1979/80. Bilingual.  
ISSN 0835-9474. 338.4/79171:0464.

Provides information on the socio-economic characteristics of Canadian residents travelling in Canada and the nature of their travel. Includes data highlights, survey questionnaire, methodology and definitions. Previously *Canadian travel survey, Canadians travelling in Canada*.

87-527

**Arts and culture : a statistical profile /** Statistics Canada, Education, Culture and Tourism Division, Projects and Analysis Section. 44 p. 28 cm. 1985. Bilingual.  
ISBN 0-660-52853-3. 700/.971.

Presents interesting highlights on Canada's arts and culture, covering such topics as the labour force, heritage institutions and producers and distributors of cultural goods.

87-530

**Culture statistics, performing musicians and composers, 1982 /** Statistics Canada, Education, Culture and Tourism Division. 34 p. 28 cm. 1986. Bilingual.  
ISBN 0-660-52851-7. 780/.971.

Presents selected data from the 1983 sample Survey of Performing Musicians and Composers. Combines the general characteristics of the population and examines musicians' employment and their income and artistic expenses.

87-532

**Culture statistics, the economic impact of the arts and culture sector /** Statistics Canada, Education, Culture and Tourism Division. 34 p. 28 cm. 1986. Bilingual.  
ISBN 0-660-52880-0. 338.4/7306/0971.

This study addresses the matter of the economic value of the activities of this sector. Through an input-output model, the contribution of arts and culture to such key economic indicators as Domestic Output, Gross Domestic Product, and Employment is explored. Estimates of direct, indirect, and induced economic impact upon these variables are provided for each of the major arts and culture sectors of written media, film, broadcasting, sound recording, performing arts, heritage institutions and libraries, government programs, and the wholesaling and retailing of arts and culture products. The study focuses on economic impact at the national level for 1981, with annual projections to 1984.

## SCIENCE AND TECHNOLOGY

88-001

**Science statistics.** Irregular. First issue, Sept. 1983. Bilingual.  
ISSN 0706-0793. 609/.71.

Statistics of science and technology prepared by the Science Statistics Centre. Contains summary statistics from recently completed surveys and studies, descriptions of current surveys and notices of available statistical tabulations.

88-201

**Science and technology indicators.** Annual. First issue 1983. Bilingual.  
ISSN 0825-5717.

Incorrect ISSN (0824-8133) printed in the publication. 609/.71.

Presents a broad range of statistical data as indicators of science and technology in Canada. Provides information on the use and meaning of the various statistics including research and development expenditures and personnel; university teachers; students of science, engineering and technology; patents and Canadian inventions; productivity; and trade and technology. Includes data analysis.

88-202

**Industrial research and development statistics (with estimates).** Annual. First issue 1982. Bilingual.  
ISSN 0824-8133. 607/.2/71.

This annual report provides current and historical detailed statistics on industrial research and development in Canada. The information is presented by industry company sales (size) and country of control of R&D performers. Numerous tables highlight the following subjects: expenditures on research and development; tax credits for research and development; energy research and development expenditures; research and development personnel; technological balance of payments. Definitions, methodology, data reliability and estimates included. Previously *Industrial research and development statistics (with forecasts)*.

88-203

**Resources for research and development in Canada (with estimates).** Annual. First issue 1982. Bilingual.  
ISSN 0824-9865. 607/.2/71.

This publication is intended mainly to serve those interested in national science and technology policy and contains estimates of expenditures and personnel

## EDUCATION, CULTURE, HEALTH AND WELFARE

devoted to scientific research and experimental development. It presents estimates of expenditures and personnel, in total and by sector of performance; expenditures are also displayed by four regions of performance. International comparisons are made for both expenditures and personnel.

### 88-204

**Federal scientific activities.** Annual. First issue 1984/1985. Bilingual.

ISSN 0824-0310.

Incorrect ISSN (0724-0310) printed 609:71.  
in the publication.

This report provides statistical information of the Federal Government's activities in science and technology. Expenditure and person-year data are provided for the latest five years by type of science, by performing sector and by federal department or agency. Distribution of expenditures by province are provided for government laboratories and for payments to industry and universities. Technical notes, definitions, bibliography and subject index included.

### 88-206E

**Directory of federal government scientific & technological establishments.** Annual. First issue 1985. E. and F.

ISSN 0829-6030. 001.4/025:71.

A listing of federal establishments engaged in S&T activities in the natural sciences and engineering, containing information on activities performed, specialized equipment, the number of scientists and engineers, as well as identifying institutional name, and the name, address and phone number of a contact person.

### 88-501E

**An indicator of excellence in Canadian science** / by James B. MacAulay. 111 p. 28 cm. 1985. E. and F.

ISBN 0-660-11445-3. 609:71.

One of a series of background papers on science and technology indicators. This publication presents a methodology for evaluating Canada's contribution to world science through the number and relative influence of articles written by Canadian researchers. Results from a pilot study of the implementation of the procedures are provided.

### 88-502E

**International payments and receipts for technology.** 48 p. 28 cm. 1984. E. and F.

ISBN 0-660-11446-1. 338.9/26.

This is a background paper for the science and technology indicators program. Examines the

applicability of statistics of international payments and receipts for technology as an indicator of the volume of technological information transferred between countries. It contains a brief discussion of the theoretical foundations, limitations and uses of international payments and receipts data, as well as an overview of existing statistics. It includes case studies, and bibliography.

### 88-503E

**Technology and commodity trade.** 40 p. 28 cm. 1984. E. and F.

ISBN 0-660-11447-X. 382.456/0971.

This is a background paper for the science and technology indicators program. It examines the use of commodity trade statistics as an indicator of the international transfer of technology. It presents a review of the theoretical and statistical foundation of the indicator and outlines existing statistics and their uses. It includes analysis, bibliography, and high technology commodity list.

### 88-504E

**Patents as indicators of invention.** 48 p. 28 cm. 1985. E. and F.

ISBN 0-660-11448-8. 608.771.

This paper examines the use of patent statistics as indicators of technological change in Canada. It describes the current status of patent statistics and analyzes the advantages and disadvantages of their use as indicators of invention; reviews the various types of indicators constructed on the basis of patent statistics; and presents recommendations for the development of statistical series. Includes bibliography.

### 88-505E

**Industrial productivity and research and development indicators.** 28 p. 28 cm. 1984. E. and F.

ISBN 0-660-11449-6. 607.2/71.

This is a background paper for the science and technology indicators program. It describes the conceptual and statistical issues involved in the measurement of productivity change. In particular, it examines the role of research and development capital as a factor of production. It includes analysis, methodology, and bibliography.

### 88-506E

**A framework for measuring research and development expenditures in Canada.** 42 p. 28 cm. 1984. E. and F.

ISBN 0-660-11381-3. 607.2/71.

Describes the concepts, definitions, content and methodology underlying the Gross Domestic Expenditures on Research and Development, a statistical



## EDUCATION, CULTURE, HEALTH AND WELFARE

series employed internationally to measure countries' research and development activities. This report is an adaptation, for Canada, of guidelines published by the Organization for Economic Co-operation and Development. Includes definitions, methodology and bibliography.

### 88-507E

**An indicator of excellence in Canadian science : summary report** / by James B. MacAulay. 27 p. 28 cm. 1984. E. and F.

ISBN 0-660-11466-6.

609/.71.

Introduces the concept of using scientific literature as an indicator of Canadian research. Describes the theoretical development of a bibliometric analysis, presents a new measure of the quality of research in science and technology and outlines a procedure for using that measure to analyze scientific journals and research papers. Selected results of a pilot study of the implementation of the procedures are provided. Includes data analysis and bibliography.

### 88-509

**Price indexes for Canadian industrial research and development expenditures** / Jeffrey I. Bernstein. 37 p. 28 cm. 1986. Bilingual.

ISBN 0-660-52889-4.

607/.2/.71.

Price indexes for research and development expenditures are constructed for 26 industry groups containing 247 industries defined at the 3-digit Standard Industrial Classification. The publication also includes a general introduction, discussion of the data presented and conclusions.

## SOCIAL ANALYTICAL STUDIES

### 89-501E

**University graduates and jobs : changes during the 1970s : a comparison of the occupations and industrial sectors entered by university graduates in 1971 and 1978** / by W.G. Picot. 137 p. 28 cm. 1983. E. and F.

ISBN 0-660-11231-0.

331.12/0971.

Examines the occupation and industries entered by university graduates during the first two years following graduation, and assesses if there were significant changes during the 1970s. Emphasis is placed on the type of jobs found by graduates of various disciplines, and the growth in degrees granted in those disciplines between 1970 and 1981. Includes data analysis and bibliography.

### 89-502E

**Divorce : law and the family in Canada** / D.C. McKie, B. Prentice, P. Reed. 249 p. 23 cm. 1983. E. and F.

ISBN 0-660-11283-3.

306.8 9/0971.

Facts, figures and analysis of the historical, social and legal aspects of divorce. Presents historical overview of marriage and divorce in Canada from the early 1800s to the present. In addition, using a detailed statistical record of all Canadian divorces from 1969 to 1979, the book examines divorce in Canada during the 1970s in light of the revised Divorce Act. Data analysis and bibliography included.

### 89-503E

**Women in Canada : a statistical report** / Statistics Canada, Social and Economic Studies Division. 119 p. 28 cm. 1985. E. and F.

ISBN 0-660-11740-1.

305.4 0971.

Documents, in statistical terms, the evolving status of women in Canada since 1970 with respect to their family status, education, health, labour force participation, income, criminal activity and victimization. Statistics are presented in a comparative form for both sexes.

### 89-506

**Longevity and historical life tables, 1921-1981 (abridged) : Canada and the provinces** / by Dhruva Nagnur. 215 p. 28 cm. 1982. Bilingual.

ISBN 0-660-52882-7.

614.4/2/0971.

Presents 420 abridged life tables supplied for Canada and the provinces at five-year intervals from 1921 to 1981. Mortality statistics are provided in 15 different categories such as median and mean age at death, life expectancy at selected ages, and increase in years of life expectancy. An analytical text summarizes the important trends such as the phenomenal drop in infant, neonatal and post-neonatal death rates. The text deals with an important demographic trend regarding longevity.

## EDUCATION, CULTURE, HEALTH AND WELFARE

89-515

**The seniors boom : dramatic increases in longevity and prospects for better health** / by Leroy O. Stone and Susan Fletcher. 46 p. 28 cm. 1986. Bilingual.

ISBN 0-660-52898-3.

305.2/6/0971.

This publication offers innovative approaches to analysing data on aging. It charts Statistics Canada's latest projections of what will happen as the baby boomers pass through their senior years, as well as exploring aspects of lifestyles that appear to promote better health among the elderly.

89-518

**The changing labour market for postsecondary graduates, 1975-1984** / W. Garnett Picot and Ted Wannell, Doug Lynd. 86 p. 23 cm. 1987. Bilingual.

ISBN 0-660-52896-7.

331.11/423/0971.

This publication examines the growth in employment for graduates from various disciplines, trends in the supply of graduates and labour market conditions (salary and unemployment rates) for graduates in selected disciplines in 1978 and 1984. It also reviews employment trends in the economy as a whole between 1975 and 1984 and places changes in labour market conditions for graduates within this context. The study is intended to inform the public and contribute to a better understanding of issues by providing systematic quantitative analysis of changing labour market conditions. Major variables in this report include number of graduates by field, employment and salary, and unemployment statistics on graduates by field of study, and employment trends by occupation and industry for Canada and in some cases Canada excluding Quebec. This publication includes 14 tables and 32 charts.

## CENSUS AND INTERCENSAL STUDIES

### POPULATION ESTIMATES AND PROJECTIONS

91-002

**Quarterly demographic statistics.** Quarterly. First issue, Jan./Mar. 1987. Bilingual.

ISSN 0835-4057. 304.6/0971.

This publication contains the highlights of current demographic trends, a brief description of the methods used to estimate these figures, as well as quarterly and 12-month data for Canada, provinces and territories for population estimates, the number of births, deaths and marriages, the number of immigrants and emigrants and the number of interprovincial migrants by region of origin and destination. It incorporates data previously found in the following publications: *Quarterly estimates of population for Canada, the provinces and the territories* (no. 91-001) and *Vital statistics quarterly* (no. 84-001).

91-204

**Estimates of families for Canada and the provinces.** Annual. First issue 1947. Bilingual.

ISSN 0227-180X. 306.8/5/0971.

Estimates of families: husband-wife; lone-parent; with children at home; with female head; etc., for Canada and provinces. Includes data highlights, reliability, definitions and bibliography.

91-209E

**Report on the demographic situation in Canada.** Annual. First issue 1983. E. and F.

ISSN 0715-9293. 304.6/0971.

Report on major demographic developments in Canada in recent years. Highlights relate to population changes: births; deaths; nuptiality and divorce; life expectancy; infant mortality; leading causes of death; married and single mothers; international migration; interprovincial migration; changes in the concentrations and relative proportion of francophones and anglophones. Includes data analysis, glossary, and bibliography.

91-210

**Postcensal annual estimates of population by marital status, age, sex and components of growth for Canada, provinces and territories.** Annual. First issue 1982/1983. Bilingual.

ISSN 0827-9624.

Incorrect ISSN (0824-9563) printed in the publication. 304.6/0971.

This publication updates the last Census of population, providing a reliable profile by age, sex and marital status of the Canadian population. It also contains data by age and sex on the various components of population growth: births, deaths, immigration, emigration and interprovincial migration.

91-211

**Postcensal annual estimates of population for census divisions and census metropolitan areas, (regression method).** Annual. First issue 1982/1983. Bilingual.

ISSN 0824-9571. 304.6/0971.

Presents the highlights of postcensal population estimates, for Census Divisions (CDs) and Census Metropolitan Areas (CMAs), and describes the regression-nested method used. Includes the evaluation of the methodology, quality of estimates, boundary changes and bibliography.

91-212

**Postcensal annual estimates of population for census divisions and census metropolitan areas, (component method).** Annual. First issue 1982. Bilingual.

ISSN 0825-1320. 304.6/0971.

Presents the highlights of postcensal population estimates, for Census Divisions (CDs) and Census Metropolitan Areas (CMAs), and describes the component method used. Includes evaluation of the methodology, quality of estimates, boundary changes, and bibliography.

91-518

**Intercensal annual estimates of population by sex and age for Canada and the provinces, 1976-1981 /** Statistics Canada, Demography Division, Population Estimates Section. 63 p. 28 cm. 1983. Bilingual.

ISBN 0-660-50920-2. 304.6/0971.  
Incomplete ISBN (0-50920-2) printed in the publication.

Contains intercensal annual population estimates by sex and single years of age, for Canada and the provinces as of the June 1 reference date. Details on the data sources, methodology, definitions and bibliography are also included.

91-519

**Intercensal annual estimates of population by marital status, age and sex for Canada and the provinces, 1976-1981 /** Statistics Canada, Demography Division, Population Estimates Section. 102 p. 28 cm. 1983. Bilingual.



## CENSUS AND INTERCENSAL STUDIES

ISBN 0-660-50921-0.

304.6/0971.

Presents the revised intercensal estimates of the population, by sex and marital status, in quinquennial age groups from 15 years to 90 years of age, for Canada and the provinces, with June 1 as the reference date. Includes data highlights, definitions, methodology and bibliography.

**91-520**

**Population projections for Canada, provinces and territories, 1984-2006** / prepared by M.V. George and J. Perreault. 346 p. 28 cm. 1985. Bilingual.

ISBN 0-660-52718-9.

304.6/2/0971.

Presents the updated population projections for Canada and provinces from 1976 to 2001. Projections are based on the regional component method and several sets of projections are made by combining alternative hypotheses regarding fertility, mortality and migration. Population projections are extended to year 2026 for Canada only. Includes data highlights, methodology, and its limitations.

**91-521**

**Intercensal annual estimates of population for census divisions, 1976-1981** / Statistics Canada, Demography Division, Population Estimates Section. 30 p. 28 cm. 1984. Bilingual.

ISBN 0-660-50922-9.

304.6/0971.

Presents intercensal population estimates for the Census Divisions (CDs) in each province. Provides also data highlights, methodology, reliability of estimates, and bibliography.

**91-524E**

**Fertility in Canada : from baby-boom to baby-bust** / A. Romaniuc. 156 p. 23 cm. 1984. E. and F.

ISBN 0-660-11330-9.

304.6/32/0971.

Presents a synthesis of the knowledge of current fertility in Canada. Analyzes the levels and trends in fertility, the emerging reproductive patterns, birth control, factors in the current fertility decline, future course, and an international perspective. Includes data analysis and notes.

**91-528E**

**Population estimation methods, Canada** / Statistics Canada, Demography Division. 117 p. 23 cm. 1987. E. and F.

ISBN 0-660-12028-3.

304.6/0971.

This publication provides under one cover, a detailed description of the methods employed by Statistics Canada to estimate the population of Canada, the provinces, territories, census divisions and census metropolitan areas. Throughout the eight chapters the following questions are addressed: How are the estimates produced? What are the data and their sources? and; How reliable are the estimates?

## CENSUS AND INTERCENSAL STUDIES (1981 CENSUS)

### VOLUME 1 - NATIONAL SERIES

This series presents data for Canada and the provinces. Bulletins are organized to facilitate comparisons at the national level. More detailed data are provided for both national and provincial levels than for lower geographic levels.

#### 1.1 BULLETINS BASED ON 100% DATA

##### 92-901

**Population : age, sex and marital status : Canada, provinces, urban size groups, rural non-farm and rural farm.** 120 p. in various pagings. 28 cm. 1982. Bilingual.

ISBN 0-660-51050-2. 304.6/0971.

Presents 1981 Census data, based on 100% data, on age, sex and marital status composition of Canada's population, 1981, and as such provides fundamental demographic profile. Includes definitions and data quality.

##### 92-902

**Population : mother tongue : Canada, provinces, urban size groups, rural non-farm and rural farm.** 46 p. in various pagings. 28 cm. 1982. Bilingual.

ISBN 0-660-51051-0. 305.7/0971.

Presents 1981 Census data, based on 100% data, on the mother tongue distribution of the population of Canada. Includes definitions and data quality.

##### 92-903

**Occupied private dwellings : type and tenure (also showing collective dwellings) : Canada, provinces, urban size groups, rural non-farm and rural farm.** 42 p. 28 cm. 1982. Bilingual.

ISBN 0-660-51052-9. 363.5/0971.

Presents 1981 Census data, based on 100% data, pertaining to occupied private dwellings and collective dwellings, for Canada and provinces. Includes definitions and data quality.

##### 92-904

**Private households : type, number of persons, composition : Canada, provinces, urban size groups, rural non-farm and rural farm.** 32 p. in various pagings. 28 cm. 1982. Bilingual.

ISBN 0-660-51053-7. 304.6/0971.

Presents 1981 Census data, based on 100% data, on private households, family and non-family, for Canada and provinces. Includes definitions and data quality.

##### 92-905

**Census families in private households : persons, children at home, structure and type, living arrangements : Canada, provinces, urban size groups, rural non-farm and rural farm.** 84 p. in various pagings. 28 cm. 1982. Bilingual.

ISBN 0-660-51054-5. 304.6/0971.

Presents 1981 Census data, based on 100% coverage, on census families, family persons and non-family persons. Includes definitions and data quality.

#### 1.2 BULLETINS BASED ON SAMPLE DATA

##### 92-906

**Population : nuptiality and fertility : Canada, provinces, urban size groups, rural non-farm and rural farm.** 231 p. in various pagings. 28 cm. 1983. Bilingual.

ISBN 0-660-51055-3. 304.6/32/0971.

Presents 1981 Census nuptiality and fertility data, based on 20% sample, for urban and rural population of Canada. Includes definitions and data quality.

##### 92-907

**Population : mobility status : Canada, provinces, census divisions, census metropolitan areas.** 324 p. in various pagings. 28 cm. 1984. Bilingual.

ISBN 0-660-51056-1. 304.8/0971.

Presents 1981 Census data, based on 20% sample, on the mobility status of Canadian residents, highlighting demographic and socio-economic characteristics of population movement. Includes definitions and data quality.

##### 92-908

**Population : place of work, census metropolitan areas : census metropolitan areas, census subdivisions.** 297 p. in various pagings. 28 cm. 1983. Bilingual.

ISBN 0-660-51057-X. 331.11/1/0971.

Presents 1981 Census data, based on 20% sample, on persons in the employed labour force, 15 years and over, working in one of the 24 Census Metropolitan Areas of Canada. Includes definitions and data quality.

## CENSUS AND INTERCENSAL STUDIES (1981 CENSUS)

92-909

**Population : place of work, census agglomerations of 25,000 population and over : census agglomerations of 25,000 population and over, census subdivisions.** 159 p. in various pagings. 28 cm. 1983. Bilingual.

ISBN 0-660-51058-8.

331.11/1/0971.

Presents 1981 Census data, based on 20% sample, on persons in the employed labour force, living and/or working in one of the 53 Census Agglomerations of 25,000 population and over. Includes definitions and data quality.

92-910

**Population : mother tongue, official language and home language : Canada, provinces, urban size groups, rural non-farm and rural farm.** 574 p. in various pagings. 28 cm. 1983. Bilingual.

ISBN 0-660-51059-6.

305.7/0971.

Presents 1981 Census data, based on 20% sample, on mother tongue, official language and home language of the population in Canada. Includes definitions and data quality.

92-911

**Population : ethnic origin : Canada, provinces, urban size groups, rural non-farm and rural farm.** 482 p. in various pagings. 28 cm. 1984. Bilingual.

ISBN 0-660-51060-X.

305.8/00971.

Out-of-print.

Presents 1981 Census data, based on 20% sample, on population distribution by ethnic origin, mother tongue and religion. Includes definitions and data quality.

92-912

**Population : religion : Canada, provinces, urban size groups, rural non-farm and rural farm.** 90 p. in various pagings. 28 cm. 1984. Bilingual.

ISBN 0-660-51061-8.

305.6/0971.

Presents 1981 Census religion data, based on 20% sample, grouped under main religions and their sub-groups, for urban and rural population of Canada. Includes definitions and data quality.

92-913

**Population : place of birth, citizenship, period of immigration : Canada, provinces, urban size groups, rural non-farm and rural farm.** 257 p. in various pagings. 28 cm. 1984. Bilingual.

ISBN 0-660-51062-6.

304.6/0971.

Presents 1981 Census data, based on 20% sample, on the place of birth, language and citizenship characteristics of the Canadian population. Includes definitions and data quality.

92-914

**Population : school attendance and level of schooling : Canada, provinces, urban and rural.** 339 p. in various pagings. 28 cm. 1984. Bilingual.

ISBN 0-660-51063-4.

370/971.

Presents 1981 Census data, based on 20% sample, on the distribution of school attendance and level of schooling for Canada and provinces, highlighting basic demographic and socio-cultural characteristics. Includes definitions and data quality.

92-915

**Population : labour force activity : Canada, provinces, urban size groups, rural non-farm and rural farm.** 237 p. in various pagings. 28 cm. 1984. Bilingual.

ISBN 0-660-51064-2.

331.11/0971.

Presents 1981 Census data, based on 20% sample, on the labour force activity of the population 15 years and over, highlighting basic demographic and socio-cultural characteristics. Includes definitions and data quality.

92-916

**Population : work activity in 1980 : Canada, provinces.** 74 p. in various pagings. 28 cm. 1983. Bilingual.

ISBN 0-660-51065-0.

331.12/5/0971.

Presents 1981 Census data, based on 20% sample, on the work activity in 1980 of the population 15 years and over, excluding inmates, for Canada and provinces. Includes definitions and data quality.

92-917

**Population : labour force, occupation by demographic and educational characteristics : Canada, provinces, urban, rural non-farm and rural farm.** 236 p. in various pagings. 28 cm. 1983. Bilingual.



## CENSUS AND INTERCENSAL STUDIES (1981 CENSUS)

ISBN 0-660-51066-9.

331.7 00971.

Presents 1981 Census data, based on 20% sample, on occupations of the labour force 15 years and over for Canada and provinces, showing demographic and educational characteristics. Includes definitions, data quality and Occupational Classification codes (1980).

92-918

**Population : labour force, occupation by cultural characteristics : Canada, provinces.** 190 p. in various pagings. 28 cm. 1984. Bilingual.

ISBN 0-660-51067-7.

331.7/00971.

Presents 1981 Census data, based on 20% sample, on the labour force 15 years and over by occupation, highlighting demographic and socio-cultural characteristics. Includes definitions, data quality and Occupational Classification codes (1980).

92-919

**Population : worked since January 1, 1980 : occupation by labour force and work activity : Canada, provinces.** 242 p. in various pagings. 28 cm. 1983. Bilingual.

ISBN 0-660-51068-5.

331.7 00971.

Presents 1981 Census data, based on 20% sample, on the work activity of the population 15 years and over, excluding inmates, who worked since January 1, 1980, for Canada and provinces. Includes definitions, data quality, and Standard Occupational Classification codes (1980).

92-920

**Population : labour force : occupation trends : Canada, provinces.** 78 p. in various pagings. 28 cm. 1983. Bilingual.

ISBN 0-660-51069-3.

331.7 00971.

Presents 1981 Census data, based on 20% sample, on occupation trends of the labour force 15 years and over for Canada and provinces, with 1971-1981 comparison. Includes definitions, data quality and Occupational Classification codes (based on the 1971 classification).

92-921

**Population : labour force, industry by demographic and educational characteristics : Canada, provinces, urban, rural non-farm and rural farm.** 211 p. in various pagings. 28 cm. 1984. Bilingual.

ISBN 0-660-51070-7.

331.7/00971.

Presents 1981 Census data, based on 20% sample, on industry for the labour force 15 years and over, highlighting demographic and educational characteristics. Includes definitions and data quality.

92-922

**Population : labour force, industry by cultural characteristics : Canada, provinces.** 93 p. in various pagings. 28 cm. 1984. Bilingual.

ISBN 0-660-51071-5.

331.7 00971.

Presents 1981 Census data, based on 20% sample, on industry for the labour force 15 years and over, highlighting socio-cultural characteristics. Includes definitions and data quality.

92-923

**Population : labour force, industry by occupation : Canada, provinces** 704 p. in various pagings. 28 cm. 1984. Bilingual.

ISBN 0-660-51072-3.

331.7/00971.

Presents 1981 Census data, based on 20% sample, on industry (SIC 1970): divisions, major groups and selected classes, by occupation (SOC 1980): major, minor and selected unit groups. Includes definitions and data quality.

92-924

**Population : worked since January 1, 1980, industry by labour force and work activity : Canada, provinces.** 74 p. in various pagings. 28 cm. 1984. Bilingual.

ISBN 0-660-51073-1.

331.7/00971.

Presents 1981 Census data, based on 20% sample, on industry (SIC 1970) by work activity in 1980 and labour force activity of persons 15 years and over, excluding inmates, who worked since January 1, 1980 for Canada and provinces. Includes definitions and data quality.

92-925

**Population : labour force, industry trends : Canada, provinces.** 39 p. 28 cm. 1983. Bilingual.

ISBN 0-660-51074-X.

331.7 00971.

Presents 1981 Census data, based on 20% sample, on industry trends for the labour force 15 years and over, for Canada and provinces, with 1971-1981 comparison. Includes definitions, data quality and Industrial Classification codes (1970).

92-926

**Population : mobility status of the labour force : Canada, provinces, urban and rural, census metropolitan areas, selected subprovincial areas.** 313 p. in various pagings. 28 cm. 1984. Bilingual.

ISBN 0-660-51075-8.

331.12 7971.

## CENSUS AND INTERCENSAL STUDIES (1981 CENSUS)

Presents 1981 Census data, based on 20% sample, on the mobility status of the population 15 years and over, excluding inmates and persons enumerated outside of Canada, and their labour force activity, highlighting their educational characteristics. Includes definitions and data quality.

### 92-927

**Population : labour force, occupation and industry, mobility status : Canada, provinces.** 78 p. in various pagings. 28 cm. 1983. Bilingual.

ISBN 0-660-51076-6. 331.12/7971.

Presents 1981 Census data, based on 20% sample, on occupation and industry of the labour force 15 years and over, excluding persons enumerated outside Canada. Includes definitions and data quality.

### 92-928

**Population : total income : Canada, provinces, urban size groups, rural non-farm and rural farm.** 145 p. in various pagings. 28 cm. 1984. Bilingual.

ISBN 0-660-51077-4. 339.2/2/0971.

Presents information from the 1981 Census of Canada, for the population 15 years and over, showing 1980 income size distributions by sex, sources of income, major source of income, marital status, age, level of schooling, period of immigration, mother tongue, economic family status and census family status. Includes definitions and data quality.

### 92-929

**Population : employment income distributions : Canada, provinces, urban size groups, rural non-farm and rural farm.** 70 p. in various pagings. 28 cm. 1984. Bilingual.

ISBN 0-660-51078-2. 331.2/971.

Presents 1981 Census data, based on 20% sample, on employment income distributions of population 15 years and over, excluding inmates, who worked in 1980, highlighting their employment characteristics. Includes definitions and data quality.

### 92-930

**Population : worked in 1980 : employment income by occupation : Canada, provinces.** 275 p. in various pagings. 28 cm. 1984. Bilingual.

ISBN 0-660-51079-0. 331.2/971.

Presents 1981 Census data, based on 20% sample, on employment income of the population 15 years and over, excluding inmates, who worked in 1980, highlighting their socio-economic characteristics. Includes definitions and data quality.

### 92-931

**Population : worked in 1980 : employment income by selected characteristics : Canada, provinces.** 133 p. in various pagings. 28 cm. 1984. Bilingual.

ISBN 0-660-51080-4. 331.2/971.

Presents 1981 Census data, based on 20% sample, on employment income and work activity of the population 15 years and over, excluding inmates, who worked in 1980, highlighting their socio-economic characteristics. Includes definitions and data quality.

### 92-932

**Occupied private dwellings : selected characteristics : Canada, provinces, urban size groups, rural non-farm and rural farm.** 181 p. in various pagings. 28 cm. 1983. Bilingual.

ISBN 0-660-51081-2. 363.5/0971.

Presents 1981 Census data, based on 20% sample, on occupied private dwellings and their occupants, highlighting some selected characteristics. Includes definitions and data quality.

### 92-933

**Private households, selected characteristics : Canada, provinces, urban size groups, rural non-farm and rural farm.** 153 p. in various pagings. 28 cm. 1984. Bilingual.

ISBN 0-660-51082-0. 304.6/0971.

Presents 1981 Census data, based on 20% sample, on private households, highlighting their socio-economic characteristics. Includes definitions and data quality.

### 92-934

**Private households, income : Canada, provinces, urban size groups, rural non-farm and rural farm.** 37 p. in various pagings. 28 cm. 1984. Bilingual.

ISBN 0-660-51083-9. 339.2/2/0971.

Presents 1980 income size distributions from the 1981 Census of Canada for private households by household type, number of persons and number of children. Includes definitions and data quality.

### 92-935

**Census families in private households : selected characteristics : Canada, provinces.** 336 p. in various pagings. 28 cm. 1984. Bilingual.

ISBN 0-660-51084-7. 306.8/5/0971.

Presents 1981 Census data, based on 20% sample, on census families, family persons and non-family persons, in private households, highlighting their socio-cultural characteristics. Includes definitions and data quality.



## CENSUS AND INTERCENSAL STUDIES (1981 CENSUS)

92-936

**Census families in private households : income : Canada, provinces, urban size groups, rural non-farm and rural farm.** 199 p. in various pagings. 28 cm. 1984. Bilingual.

ISBN 0-660-51085-5.

339.2/2/0971.

Presents 1981 Census data, based on 20% sample, on 1980 income size distributions for census families and non-family persons in private households, highlighting socio-economic characteristics. Includes definitions and data quality.

92-937

**Economic families in private households : income and selected characteristics : Canada, provinces, urban size groups and rural.** 197 p. in various pagings. 28 cm. 1984. Bilingual.

ISBN 0-660-51086-3.

306.8/5/0971.

Presents statistics on the number, size distribution and composition of economic families as well as the demographic characteristics of economic family persons and unattached individuals. Also presents income size distributions of economic families and unattached individuals by family structure, family characteristics, sources of income as well as low income statistics for economic families and unattached individuals. Includes definitions and data quality.

### VOLUME 2 - PROVINCIAL SERIES

This series is based on a user-preferred method of data presentation: the data are published in separate bulletins for each province. This eliminates the need to purchase data for all provinces when the user is interested only in data for certain provinces.

#### 2.1 BULLETINS BASED ON 100% DATA

93-901 to 93-912

**Population : geographic distributions.** 12 v. 28 cm. 1982. Bilingual.

304.6/0971.

Presents 1981 Census data, based on 100% coverage on Canada and provinces : geographic distribution and density of population, land area and occupied dwellings. Includes definitions and data quality.

**93-901 Newfoundland.** Census divisions, urban size groups and rural, census metropolitan areas and census agglomerations, urbanized core and fringe with components, census subdivisions. 39 p. ISBN 0-660-51087-1. Out-of-print.

**93-902 Prince Edward Island.** Census divisions, urban size groups, and rural, census agglomerations, urbanized core and fringe with components, census subdivisions. 31 p. ISBN 0-660-51088-X. Out-of-print.

**93-903 Nova Scotia.** Census divisions, urban size groups and rural, census metropolitan areas and census agglomerations, urbanized core and fringe with components, census subdivisions. 25 p. ISBN 0-660-51089-8.

**93-904 New Brunswick.** Census divisions, urban size groups and rural, census metropolitan areas and census agglomerations, urbanized core and fringe with components, census subdivisions. 37 p. ISBN 0-660-51090-1.

**93-905 Québec.** Census divisions, urban size groups and rural, census metropolitan areas and census agglomerations, urbanized core and fringe with components, census subdivisions. 127 p. ISBN 0-660-51091-X.

**93-906 Ontario.** Census divisions, urban size groups and rural, census metropolitan areas and census agglomerations, urbanized core and fringe with components, census subdivisions. 83 p. ISBN 0-660-51092-8.

**93-907 Manitoba.** Census divisions, urban size groups and rural, census metropolitan areas and census agglomerations, urbanized core and fringe with components, census subdivisions. 33 p. ISBN 0-660-51093-6.

**93-908 Saskatchewan.** Census divisions, urban size groups and rural, census metropolitan areas and census agglomerations, urbanized core and fringe with components, census subdivisions. 65 p. ISBN 0-660-51094-4.

**93-909 Alberta.** Census divisions, urban size groups and rural, census metropolitan areas and census agglomerations, urbanized core and fringe with components, census subdivisions. 39 p. ISBN 0-660-51095-2.

**93-910 British Columbia.** Census divisions, urban size groups and rural, census metropolitan areas and census agglomerations, urbanized core and fringe with components, census subdivisions. 53 p. ISBN 0-660-51096-0.

**93-911 Yukon.** Census divisions, urban size groups and rural, census subdivisions. 13 p. ISBN 0-660-51097-9. Out-of-print.

**93-912 Northwest Territories.** Census divisions, urban size groups and rural, census subdivisions. 15 p. ISBN 0-660-51098-7. Out-of-print.



## CENSUS AND INTERCENSAL STUDIES (1981 CENSUS)

### 2.2 BULLETINS BASED ON 100% DATA

#### 93-913 to 93-924

**Population : occupied private dwellings, private households, census families in private households : selected characteristics : census divisions, census metropolitan areas, urbanized core and fringe with components, census subdivisions, census subdivisions of 10,000 population and over.** 12 v. 28 cm. 1982. Bilingual.

304.6/0971.

Presents 1981 Census data, based on 100% coverage, on population of Canada, highlighting special characteristics of dwellings, households and families. Includes definitions and data quality.

- 93-913 **Newfoundland.** 90 p. ISBN 0-660-51099-5.
- 93-914 **Prince Edward Island.** 68 p. ISBN 0-660-51100-2.
- 93-915 **Nova Scotia.** 92 p. ISBN 0-660-51101-0.
- 93-916 **New Brunswick.** 100 p. ISBN 0-660-51102-9.
- 93-917 **Québec.** 314 p. ISBN 0-660-51103-7.
- 93-918 **Ontario.** 335 p. ISBN 0-660-51104-5.
- 93-919 **Manitoba.** 88 p. ISBN 0-660-51105-3.
- 93-920 **Saskatchewan.** 116 p. ISBN 0-660-51106-X.
- 93-921 **Alberta.** 100 p. ISBN 0-660-51107-X.
- 93-922 **British Columbia.** 87 p. ISBN 0-660-51108-8.
- 93-923 **Yukon.** 34 p. ISBN 0-660-51109-6.
- 93-924 **Northwest Territories.** 36 p. ISBN 0-660-51110-X.

### 2.3 BULLETINS BASED ON SAMPLE DATA

#### 93-925 to 93-936

**Population : language, ethnic origin, religion, place of birth, schooling.** 12 v. 28 cm. 1984. Bilingual.

304.6/0971.

Presents 1981 Census data, based on 20% sample, on the socio-cultural profile of the population of provinces in Canada. Includes definitions and data quality.

- 93-925 **Newfoundland.** Census divisions, census metropolitan areas, urbanized core and fringe with components, census subdivisions of 10,000 population and over. 79 p. ISBN 0-660-51111-8.
- 93-926 **Prince Edward Island.** Census divisions, census agglomerations of 50,000 population and over, urbanized core and fringe with components, census subdivisions of 10,000 population and over. 74 p. ISBN 0-660-51112-6.
- 93-927 **Nova Scotia.** Census divisions, census metropolitan areas, census agglomerations of 50,000 population and over, urbanized core and fringe with components, census subdivisions of 10,000 population and over. 99 p. ISBN 0-660-51113-4.

- 93-928 **New Brunswick.** Census divisions, census metropolitan areas, census agglomerations of 50,000 population and over, urbanized core and fringe with components, census subdivisions of 10,000 population and over. 105 p. ISBN 0-660-51114-2.

- 93-929 **Québec.** Census divisions, census metropolitan areas, census agglomerations of 50,000 population and over, urbanized core and fringe with components, census subdivisions of 10,000 population and over. 415 p. ISBN 0-660-51115-0.

- 93-930 **British Columbia.** Census divisions, census metropolitan areas, census agglomerations of 50,000 population and over, urbanized core and fringe with components, census subdivisions of 10,000 population and over. 593 p. ISBN 0-660-51116-9.

- 93-931 **Manitoba.** Census divisions, census metropolitan areas, urbanized core and fringe with components, census subdivisions of 10,000 population and over. 103 p. ISBN 0-660-51117-7.

- 93-932 **Saskatchewan.** Census divisions, census metropolitan areas, urbanized core and fringe with components, census subdivisions of 10,000 population and over. 143 p. ISBN 0-660-51118-5.

- 93-933 **Alberta.** Census divisions, census metropolitan areas, urbanized core and fringe with components, census subdivisions of 10,000 population and over. 143 p. ISBN 0-660-51119-3.

- 93-934 **British Columbia.** Census divisions, census metropolitan areas, census agglomerations of 50,000 population and over, urbanized core and fringe with components, census subdivisions of 10,000 and over. 237 p. ISBN 0-660-51120-7.

- 93-935 **Yukon.** Census divisions, census subdivisions of 10,000 population and over. 4 p. ISBN 0-660-51121-5.

- 93-936 **Northwest Territories.** Census divisions, census subdivisions of 10,000 population and over. 4 p. ISBN 0-660-51122-3.

**NOTE:** For the Yukon and Northwest Territories, the titles of these publications are "Population, schooling."

#### 93-937 to 93-948

**Occupied private dwellings, private households, census families in private households, selected characteristics.** 12 v. 28 cm. 1984. Bilingual.

363.5/0971.

Presents 1981 Census data, based on 20% sample on Canada and provinces : dwellings, households, census families, and their socio-economic highlights. Includes definitions and data quality.

## CENSUS AND INTERCENSAL STUDIES (1981 CENSUS)

- 93-937 Newfoundland.** Census divisions, census metropolitan areas, census subdivisions of 10,000 population and over. 122 p. ISBN 0-660-51123-1.
- 93-938 Prince Edward Island.** Census divisions, census agglomerations of 50,000 population and over, urbanized core and fringe, census subdivisions of 10,000 population and over. 81 p. ISBN 0-660-51124-X.
- 93-939 Nova Scotia.** Census divisions, census metropolitan areas, census agglomerations of 50,000 population and over, urbanized core and fringe, census subdivisions of 10,000 population and over. 151 p. ISBN 0-660-51125-8.
- 93-940 New Brunswick.** Census divisions, census metropolitan areas, census agglomerations of 50,000 population and over, urbanized core and fringe, census subdivisions of 10,000 population and over. 154 p. ISBN 0-660-51126-6.
- 93-941 Québec.** Census divisions, census metropolitan areas, census agglomerations of 50,000 population and over, urbanized core and fringe, census subdivisions of 10,000 population and over. 346 p. ISBN 0-660-51127-4.
- 93-942 Ontario.** Census divisions, census metropolitan areas, census agglomerations of 50,000 population and over, urbanized core and fringe, census subdivisions of 10,000 population and over. 630 p. ISBN 0-660-51128-2.
- 93-943 Manitoba.** Census divisions, census metropolitan areas, urbanized core and fringe, census subdivisions of 10,000 population and over. 127 p. ISBN 0-660-51129-0.
- 93-944 Saskatchewan.** Census divisions, census metropolitan areas, urbanized core and fringe, census subdivisions of 10,000 population and over. 154 p. ISBN 0-660-51130-4.
- 93-945 Alberta.** Census divisions, census metropolitan areas, urbanized core and fringe, census subdivisions of 10,000 population and over. 155 p. ISBN 0-660-51131-2.
- 93-946 British Columbia.** Census divisions, census metropolitan areas, census agglomerations of 50,000 population and over, urbanized core and fringe, census subdivisions of 10,000 population and over. 240 p. ISBN 0-660-51132-0.
- 93-947 Yukon.** Census divisions, census subdivisions of 10,000 population and over. 16 p. ISBN 0-660-51133-9.
- 93-948 Northwest Territories.** Census divisions, census subdivisions of 10,000 population and over. 16 p. ISBN 0-660-51134-7.
- 93-949 to 93-960**
- Population : private households, census families in private households : income.** 12 v. 28 cm. 1984. Bilingual.
- 339.2/2:0971.
- Presents 1981 Census data, based on 20% sample, on 1980 income size distributions for population 15 years and over for Canada and provinces and their demographic highlights. Includes definitions and data quality.
- 93-949 Newfoundland.** Census divisions, urban, rural non-farm and rural farm, census metropolitan areas, urbanized core and fringe. 80 p. ISBN 0-660-51135-5.
- 93-950 Prince Edward Island.** Census divisions, urban, rural non-farm and rural farm, census agglomerations of 50,000 population and over, urbanized core and fringe. 10 p. ISBN 0-660-51136-3.
- 93-951 Nova Scotia.** Census divisions, urban, rural non-farm and rural farm, census metropolitan areas, census agglomerations of 50,000 population and over, urbanized core and fringe. 40 p. ISBN 0-660-51137-1.
- 93-952 New Brunswick.** Census divisions, urban, rural non-farm and rural farm, census metropolitan areas, census agglomerations of 50,000 population and over, urbanized core and fringe. 40 p. ISBN 0-660-51138-X.
- 93-953 Quebec.** Census divisions, urban, rural non-farm and rural farm, census metropolitan areas, census agglomerations of 50,000 population and over, urbanized core and fringe. 78 p. ISBN 0-660-51139-8.
- 93-954 Ontario.** Census divisions, urban, rural non-farm and rural farm, census metropolitan areas, census agglomerations of 50,000 population and over, urbanized core and fringe. 72 p. ISBN 0-660-51140-1.
- 93-955 Manitoba.** Census divisions, urban, rural non-farm and rural farm, census metropolitan areas, urbanized core and fringe. 38 p. ISBN 0-660-51141-X.
- 93-956 Saskatchewan.** Census divisions, urban, rural non-farm and rural farm, census metropolitan areas, urbanized core and fringe. 34 p. ISBN 0-660-51142-8.
- 93-957 Alberta.** Census divisions, urban, rural non-farm and rural farm, census metropolitan areas, urbanized core and fringe. 34 p. ISBN 0-660-51143-6.



## CENSUS AND INTERCENSAL STUDIES (1981 CENSUS)

**93-958 British Columbia.** Census divisions, urban, rural non-farm and rural farm, census metropolitan areas, urbanized core and fringe. 44 p. ISBN 0-660-51144-4.

**93-959 Yukon.** Census divisions, urban, rural non-farm and rural farm. 4 p. ISBN 0-660-51145-2.

**93-960 Northwest Territories.** Census divisions, urban, rural non-farm and rural farm. 4 p. ISBN 0-660-51146-0.

**NOTE:** For the Yukon and Northwest Territories and the province of Prince Edward Island, the titles of these publications are "Population : income."

### 93-961 to 93-972

**Population, economic characteristics.** 12 v. 28 cm. 1984. Bilingual.

331.12/5/0971.

Presents 1981 Census data, based on 20% sample, on labour force activity of the population 15 years and over in provinces and territories in Canada, highlighting their socio-economic profiles. Includes definitions and data quality.

**93-961 Newfoundland.** Provinces, census divisions, census metropolitan areas, urbanized core and fringe, census agglomerations of 10,000 to 49,999 population, census subdivisions of 10,000 population and over. 258 p. ISBN 0-660-51147-9.

**93-962 Prince Edward Island.** Provinces, census divisions, census agglomerations of 10,000 to 49,999 population and over, urbanized core and fringe, census agglomerations of 10,000 to 49,999 population, census subdivisions of 10,000 population and over. 196 p. ISBN 0-660-51148-7.

**93-963 Nova Scotia.** Provinces, census divisions, census agglomerations of 10,000 to 49,999 population and over, urbanized core and fringe, census agglomerations of 10,000 to 49,999 population, census subdivisions of 10,000 population and over. 352 p. ISBN 0-660-51149-5.

**93-964 New Brunswick.** Provinces, census divisions, census agglomerations of 10,000 to 49,999 population and over, urbanized core and fringe, census agglomerations of 10,000 to 49,999 population, census subdivisions of 10,000 population and over. 304 p. ISBN 0-660-51150-9.

**93-965 Québec.** Provinces, census divisions, census agglomerations of 10,000 to 49,999 population and over, urbanized core and fringe, census agglomerations of 10,000 to 49,999 population, census subdivisions of 10,000 population and over. 114 p. ISBN 0-660-51151-7.

**93-966 Ontario.** Provinces, census divisions, census agglomerations of 10,000 to 49,999 population and over, urbanized core and fringe, census agglomerations of 10,000 to 49,999 population, census subdivisions of 10,000 population and over. 218 p. ISBN 0-660-51152-5.

**93-967 Manitoba.** Provinces, census divisions, census metropolitan areas, urbanized core and fringe, census agglomerations of 10,000 to 49,999 population, census subdivisions of 10,000 population and over. 312 p. ISBN 0-660-51153-3.

**93-968 Saskatchewan.** Provinces, census divisions, census metropolitan areas, urbanized core and fringe, census agglomerations of 10,000 to 49,999 population, census subdivisions of 10,000 population and over. 318 p. ISBN 0-660-51154-1.

**93-969 Alberta.** Provinces, census divisions, census metropolitan areas, urbanized core and fringe, census agglomerations of 10,000 to 49,999 population, census subdivisions of 10,000 population and over. 356 p. ISBN 0-660-51155-X.

**93-970 British Columbia.** Provinces, census divisions, census metropolitan areas, census agglomerations of 10,000 to 49,999 population and over, urbanized core and fringe, census agglomerations of 10,000 to 49,999 population, census subdivisions of 10,000 population and over. 634 p. ISBN 0-660-51156-8.

**93-971 Yukon.** Provinces, census divisions, census subdivisions of 10,000 population and over. 142 p. ISBN 0-660-51157-6.

**93-972 Northwest Territories.** Provinces, census divisions, census subdivisions of 10,000 population and over. 156 p. ISBN 0-660-51158-4.

### 93-975

**Canada, provinces and economic regions : population, occupied private dwellings, private households and census and economic families in private households : selected social and economic characteristics : Labour Force Survey economic regions, 1981.** 74 p. 28 cm. 1985. Bilingual.

ISBN 0-660-53000-7.

304.6/0971.

Provides a wide range of background data, for the recently revised Labour Force Survey economic regions, on topics such as income, education, language and occupation. The report puts the current LFS data in the context of the social demographic and economic characteristics of the population, as measured in the 1981 Census.



## CENSUS AND INTERCENSAL STUDIES (1981 CENSUS)

### GEOGRAPHIC REFERENCE PRODUCTS AND POPULATION COUNTS

#### 94-901

**Equivalent 1981 and 1976 enumeration areas.** 129 p. in various pagings. 28 cm. 1982. Bilingual.  
ISBN 0-660-51559-8. 304.6/0971.  
Out-of-print.

Lists geographically equivalent 1976 and 1981 Census of Canada enumeration areas (EAs) by province to aid users in the comparison of 1976 and 1981 Census data at EA level. Includes definitions.

#### 94-902 to 94-904

**Place name reference list.** 3 v. 28 cm. 1983. Bilingual.  
317.1.

Provides an index for all place names in Canada associated with 1981 Census of Population and Housing: all census subdivisions (CSDs) - cities, towns, villages, rural municipalities, etc.; all unincorporated places; all census divisions (CDs). Table 1 lists all place names alphabetically and provides their Standard Geographical Classification (SGC) codes, geographical location and 1981 population. Table 2 lists all places in SGC code order within CDs and CSDs. Includes definitions.

**94-902 Atlantic provinces.** 206 p. ISBN 0-660-51560-1. Out-of-print.

**94-903 Québec and Ontario.** 230 p. ISBN 0-660-51561-X. Out-of-print.

**94-904 Western Provinces and the Territories.** 166 p. ISBN 0-660-51562-8. Out-of-print.

#### 94-905

**Census subdivisions in decreasing population order.** 173 p. 28 cm. 1982. Bilingual.  
ISBN 0-660-51563-6. 304.6/0971.

Presents final population counts of the 1981 Census for all census subdivisions (CSDs) in Canada, in decreasing population order and in alphabetical order showing the national population rank order of each CSD. Includes definitions and data quality.

#### 94-906

**Population and dwelling counts : enumeration areas by federal electoral district and province.** 602 p. 28 cm. 1982. Bilingual.  
ISBN 0-660-51564-4. 304.6/0971.

Presents the final counts of the 1981 Census, based on 100% coverage, for all federal electoral districts (FEDs) and enumeration areas (EAs) in Canada: population, occupied dwellings and private occupied dwellings, including dwellings occupied solely by foreign and temporary residents. Includes definitions and data quality.

#### 94-911 to 94-946

**Final population counts, 1976 and 1981 : census tracts.** 36 v. 28 cm. 1982. Bilingual.

304.6/0971.

Presents the final population counts of 1981 Census for census tracts: based on the 1981 area, as well as the 1976-1981 population percentage change. Includes definitions, data quality and reference map(s).

**94-911 Brantford.** 2 p. ISBN 0-660-51565-2.

**94-912 Calgary.** 3 p. ISBN 0-660-51566-0.

**94-913 Chicoutimi-Jonquière.** 2 p. ISBN 0-660-51567-9.

**94-914 Edmonton.** 3 p. ISBN 0-660-51568-7.

**94-915 Guelph.** 2 p. ISBN 0-660-51569-5.

**94-916 Halifax.** 2 p. ISBN 0-660-51570-9.

**94-917 Hamilton.** 3 p. ISBN 0-660-51571-7.

**94-918 Kamloops.** 2 p. ISBN 0-660-51572-5.

**94-919 Kelowna.** 2 p. ISBN 0-660-51573-3.

**94-920 Kingston.** 2 p. ISBN 0-660-51574-1.

**94-921 Kitchener.** 2 p. ISBN 0-660-51575-X.

**94-922 London.** 2 p. ISBN 0-660-51576-8.

**94-923 Moncton.** 2 p. ISBN 0-660-51577-8.

**94-924 Montréal.** 9 p. ISBN 0-660-51578-4.

**94-925 North Bay.** 2 p. ISBN 0-660-51579-2.

**94-926 Oshawa.** 2 p. ISBN 0-660-51580-6.

**94-927 Ottawa-Hull.** 3 p. ISBN 0-660-51581-4.

**94-928 Peterborough.** 2 p. ISBN 0-660-51582-2.

**94-929 Prince George.** 3 p. ISBN 0-660-51583-0.

**94-930 Québec.** 3 p. ISBN 0-660-51584-9.

**94-931 Regina.** 2 p. ISBN 0-660-51585-7.

**94-932 St. Catharines-Niagara.** 2 p. ISBN 0-660-51586-5.

**94-933 St. John's.** 2 p. ISBN 0-660-51587-3.

**94-934 Saint John.** 2 p. ISBN 0-660-51588-1.

**94-935 Sarnia.** 2 p. ISBN 0-660-51589-X.

**94-936 Saskatoon.** 2 p. ISBN 0-660-51590-3.

**94-937 Sault Ste Marie.** 2 p. ISBN 0-660-51591-1.

**94-938 Sherbrooke.** 1 p. ISBN 0-660-51592-X.

**94-939 Sudbury.** 2 p. ISBN 0-660-51593-8.

**94-940 Thunder Bay.** 2 p. ISBN 0-660-51594-6.

**94-941 Toronto.** 7 p. ISBN 0-660-51595-4.

**94-942 Trois-Rivières.** 2 p. ISBN 0-660-51596-2.

**94-943 Vancouver.** 4 p. ISBN 0-660-51597-0.

**94-944 Victoria.** 2 p. ISBN 0-660-51598-9.

**94-945 Windsor.** 2 p. ISBN 0-660-51599-7.

**94-946 Winnipeg.** 3 p. ISBN 0-660-51610-1.

#### 94-947

**Final population counts, 1976 and 1981 : census metropolitan areas and census agglomerations, and components.** 22 p. 28 cm. 1982. Bilingual.  
ISBN 0-660-51611-X. 304.6/0971.

Presents final population counts of the 1981 Census for

## CENSUS AND INTERCENSAL STUDIES (1981 CENSUS)

24 census metropolitan areas (CMAs) and 88 census agglomerations (CAs) and their component municipalities or census subdivisions (CSDs): shows 1976 and 1981 population counts based on 1981 area, as well as the 1976-1981 percentage change. Includes definitions and data quality.

### 94-951 to 94-988

**Street index : post-census.** 37 v. 28 cm. 1983. Bilingual.

917.1/0025.

Presents a 1981 Street Index and a Post-census Street Index for Canada. Provides information linking street data, such as name, direction and odd/even address number ranges, to geographic data, such as municipality, federal electoral district (FED), enumeration area (EA) and census tract (CT).

- 94-951 **Brantford.** 41 p. ISBN 0-660-51612-8.
- 94-952 **Calgary.** 151 p. ISBN 0-660-51613-6.
- 94-953 **Chicoutimi-Jonquière.** 46 p. ISBN 0-660-51614-4.
- 94-954 **Edmonton.** 130 p. ISBN 0-660-51615-2.
- 94-955 **Guelph.** 29 p. ISBN 0-660-51616-0.
- 94-956 **Halifax.** 54 p. ISBN 0-660-51617-9.
- 94-957 **Hamilton.** 95 p. ISBN 0-660-51618-7.
- 94-958 **Kingston.** 33 p. ISBN 0-660-51619-5.
- 94-959 **Kitchener.** 92 p. ISBN 0-660-51620-9.
- 94-960 **London.** 58 p. ISBN 0-660-51621-7.
- 94-961 **Montréal.** 365 p. ISBN 0-660-51312-9.
- 94-962 **Ottawa.** 110 p. ISBN 0-660-51313-7.
- 94-963 **Hull.** 59 p. ISBN 0-660-51314-5.
- 94-964 **Peterborough.** 33 p. ISBN 0-660-51315-3.
- 94-965 **Québec.** 121 p. ISBN 0-660-51316-1.
- 94-966 **Regina.** 58 p. ISBN 0-660-51317-X.
- 94-967 **St. Catharines-Niagara.** 69 p. ISBN 0-660-51318-8.
- 94-968 **St. John's.** 31 p. ISBN 0-660-51319-6.
- 94-969 **Saint John.** 57 p. ISBN 0-660-51320-X.
- 94-970 **Sarnia.** 36 p. ISBN 0-660-51321-8.
- 94-971 **Saskatoon.** 72 p. ISBN 0-660-51322-6.
- 94-972 **Sault Ste Marie.** 32 p. ISBN 0-660-51323-4.
- 94-973 **Sherbrooke.** 42 p. ISBN 0-660-51324-2.
- 94-974 **Sudbury.** 44 p. ISBN 0-660-51282-3.
- 94-975 **Thunder Bay.** 50 p. ISBN 0-660-51283-1.
- 94-976 **Toronto.** 383 p. ISBN 0-660-51284-X.
- 94-977 **Trois-Rivières.** 40 p. ISBN 0-660-51285-8.
- 94-978 **Vancouver.** 265 p. ISBN 0-660-51286-6.
- 94-979 **Victoria.** 84 p. ISBN 0-660-51287-4.
- 94-980 **Windsor.** 50 p. ISBN 0-660-51288-2.
- 94-981 **Winnipeg.** 152 p. ISBN 0-660-51289-0.
- 94-982 **Saint-Jérôme.** 26 p. ISBN 0-660-51290-4.
- 94-983 **Oshawa.** 36 p. ISBN 0-660-51291-2.
- 94-984 **Kamloops.** 38 p. ISBN 0-660-51824-4.
- 94-985 **Kelowna.** 36 p. ISBN 0-660-51825-2.
- 94-986 **Moncton.** 33 p. ISBN 0-660-51826-0.
- 94-987 **North Bay.** 28 p. ISBN 0-660-51827-9.
- 94-988 **Prince George.** 41 p. ISBN 0-660-51828-7.

### VOLUME 3 - PROFILE SERIES A

This series is based on the same concept as the Census Tract series in 1971 and 1976. A range of population, housing and socio-economic data is presented for specific geographic areas which, for 1981, were expanded to cover Census Divisions.

### 3.1 BULLETINS BASED ON 100% DATA

#### 95-901

**Federal electoral districts : population, occupied private dwellings, private households, census families in private households : selected characteristics.** 108 p. 28 cm. 1982. Bilingual.

ISBN 0-660-51159-2.

304.6/0971.

Presents for all federal electoral districts (FEDs), a compendium of most frequently used data collected by 1981 Census, based on 100% coverage, on population, private dwellings, households, families, and their socio-cultural characteristics. Includes definitions, data quality and reference map.

#### 95-902

**Census divisions : population, occupied private dwellings, private households, census families in private households : selected characteristics.** 105 p. 28 cm. 1982. Bilingual.

ISBN 0-660-51160-6.

304.6/0971.

Presents for all census divisions (CDs), a compendium of most frequently used data collected by 1981 Census, based on 100% coverage, on population, private dwellings, households, families, and their socio-cultural characteristics. Includes definitions, data quality and reference map.

#### 95-903

**Census metropolitan areas and census agglomerations with components : population, occupied private dwellings, private households, census families in private households : selected characteristics.** 327 p. 28 cm. 1982. Bilingual.

ISBN 0-660-51161-4.

304.6/0971.

Presents for 24 census metropolitan areas (CMAs), their component municipalities or census subdivisions and 88 census agglomerations (CAs), a compendium of most frequently used data collected by 1981 census, based on 100% coverage, on population, private dwellings, households, families, and their socio-cultural characteristics. Includes definitions, data quality and reference map.



## CENSUS AND INTERCENSAL STUDIES (1981 CENSUS)

95-904

**Census subdivisions of 5,000 population and over : population, occupied private dwellings, private households, census families in private households : selected characteristics.** 233 p. 28 cm. 1982. Bilingual.

ISBN 0-660-51162-2.

304.6:0971.

Presents for all census subdivisions (CSDs) of 5,000 population and over, a compendium of most frequently used data collected by 1981 Census, based on 100% coverage, on population, private dwellings, households, families, and their socio-cultural characteristics. Includes definitions, data quality and reference map.

95-905 to 95-940

**Census tracts : population, occupied private dwellings, private households, census families in private households : selected characteristics.** 36 v. 28 cm. 1982. Bilingual.

304.6:0971.

Presents 1981 Census data, based on 100% coverage, on population, private dwellings, households and census families for Canada, highlighting their socio-cultural characteristics. Includes definitions, data quality, reference maps and conversion table (CT nos. in 1981 with nos. for corresponding CTs in 1976).

95-905 **Brantford.** 9 p. ISBN 0-660-51163-0.95-906 **Calgary.** 42 p. ISBN 0-660-51164-9.95-907 **Chicoutimi-Jonquière.** 13 p. ISBN 0-660-51165-7.95-908 **Edmonton.** 54 p. ISBN 0-660-51166-5.95-909 **Guelph.** 9 p. ISBN 0-660-51167-3.95-910 **Halifax.** 25 p. ISBN 0-660-51168-1.95-911 **Hamilton.** 54 p. ISBN 0-660-51169-X.95-912 **Kamloops.** 9 p. ISBN 0-660-51170-3.95-913 **Kelowna.** 13 p. ISBN 0-660-51171-1.95-914 **Kingston.** 13 p. ISBN 0-660-51172-X.95-915 **Kitchener.** 25 p. ISBN 0-660-51173-8.95-916 **London.** 25 p. ISBN 0-660-51174-6.95-917 **Moncton.** 9 p. ISBN 0-660-51175-4.95-918 **Montréal.** 231 p. ISBN 0-660-51176-2.95-919 **North Bay.** 9 p. ISBN 0-660-51177-0.95-920 **Oshawa.** 13 p. ISBN 0-660-51178-9.95-921 **Ottawa-Hull.** 62 p. ISBN 0-660-51179-7.95-922 **Peterborough.** 9 p. ISBN 0-660-51180-0.95-923 **Prince George.** 9 p. ISBN 0-660-51181-9.95-924 **Québec.** 46 p. ISBN 0-660-51182-7.95-925 **Regina.** 17 p. ISBN 0-660-51183-5.95-926 **St. Catharines-Niagara.** 29 p. ISBN 0-660-51184-2.95-927 **St. John's.** 13 p. ISBN 0-660-51185-1.95-928 **Saint John.** 17 p. ISBN 0-660-51186-X.95-929 **Sarnia.** 9 p. ISBN 0-660-51187-8.95-930 **Saskatoon.** 13 p. ISBN 0-660-51188-6.95-931 **Sault Ste. Marie.** 9 p. ISBN 0-660-51189-4.95-932 **Sherbrooke.** 13 p. ISBN 0-660-51190-8.95-933 **Sudbury.** 17 p. ISBN 0-660-51191-6.95-934 **Thunder Bay.** 13 p. ISBN 0-660-51192-4.95-935 **Trois-Rivières.** 13 p. ISBN 0-660-51193-2.95-936 **Toronto.** 211 p. ISBN 0-660-51194-0.95-937 **Vancouver.** 67 p. ISBN 0-660-51195-9.95-938 **Victoria.** 21 p. ISBN 0-660-51196-7.95-939 **Windsor.** 21 p. ISBN 0-660-51197-5.95-940 **Winnipeg.** 50 p. ISBN 0-660-51198-3.

### VOLUME 3 - PROFILE SERIES B

This series is based on the same concept as the Census Tract series in 1971 and 1976. A range of population, housing and socio-economic data is presented for specific geographic areas which, for 1981, were expanded to cover Census Divisions.

#### 3.2 BULLETINS BASED ON SAMPLE DATA

95-941

**Federal electoral districts : population, occupied private dwellings, private households and census and economic families in private households : selected social and economic characteristics.** 302 p. 28 cm. 1983. Bilingual.

ISBN 0-660-51199-1.

304.6:0971.

Presents for federal electoral districts (FEDs), a compendium of frequently used data collected by 1981 Census of a 20% sample basis: population, dwelling, household and family distributions and their socio-economic profile. Includes definitions, data quality, and reference map.

95-942

**Census divisions : population, occupied private dwellings, private households and census and economic families in private households : selected social and economic characteristics.** 282 p. 28 cm. 1983. Bilingual.

ISBN 0-660-51200-9.

304.6:0971.

Presents for Census Divisions (CDs), a compendium of frequently used data collected by 1981 Census on a 20% sample basis: population, dwelling, household and family distributions and their socio-economic profile. Includes definitions, data quality, and reference map.

95-943

**Census metropolitan areas with components : population, occupied private dwellings, private households and census and economic families in private households : selected social and economic characteristics.** 386 p. 28 cm. 1983. Bilingual.

ISBN 0-660-51201-7.

304.6:0971.

Presents for 25 Census metropolitan areas (CMAs) and



## CENSUS AND INTERCENSAL STUDIES (1981 CENSUS)

their component municipalities or census subdivisions, a compendium of frequently used data collected by 1981 Census on a 20% sample basis: population, dwelling, household and family distributions and their socio-economic profile. Includes definitions and data quality.

### 95-944

**Census agglomerations with components : population, occupied private dwellings, private households and census and economic families in private households : selected social and economic characteristics.** 522 p. 28 cm. 1983. Bilingual.

ISBN 0-660-51202-5. 304.6/0971.

Presents for Census agglomerations (91) and their component municipalities or census subdivisions, a compendium of frequently used data collected by 1981 Census on a 20% sample basis: population, dwelling, household and family distributions and their socio-economic profile. Includes definitions and data quality.

### 95-945

**Census subdivisions of 5,000 population and over : population, occupied private dwellings, private households and census and economic families in private households : selected social and economic characteristics.** 672 p. 28 cm. 1983. Bilingual.

ISBN 0-660-51203-3. 304.6/0971.

Presents for Census subdivisions (CSDs) of 5,000 population and over, a compendium of frequently used data collected by 1981 Census on a 20% sample basis: population, dwelling, household and family distributions and their socio-economic profile. Includes definitions and data quality.

### 95-946 to 95-981

**Census tracts : population, occupied private dwellings, private households and census and economic families in private households : selected social and economic characteristics.** 36 v. 28 cm. 1982-1983. Bilingual.

304.6/0971.

Presents 1981 Census data, based on 20% sample, on population, private dwellings, households and families for census tracts, highlighting their socio-economic profile. Includes definitions, data quality, reference maps, and conversion table : CT nos. in 1981 with nos. for corresponding CTs in 1976.

**95-946 Brantford.** 33 p. ISBN 0-660-51204-1.

**95-947 Calgary.** 124 p. ISBN 0-660-51205-X. Out-of-print.

**95-948 Chicoutimi-Jonquière.** 33 p. ISBN 0-660-51206-8.

**95-949 Edmonton.** 144 p. ISBN 0-660-51207-6. Out-of-print.

**95-950 Guelph.** 23 p. ISBN 0-660-51208-4.

**95-951 Halifax.** 73 p. ISBN 0-660-51209-2. Out-of-print.

**95-952 Hamilton.** 154 p. ISBN 0-660-51210-6.

**95-953 Kamloops.** 33 p. ISBN 0-660-51211-4.

**95-954 Kelowna.** 33 p. ISBN 0-660-51212-2.

**95-955 Kingston.** 43 p. ISBN 0-660-51213-0.

**95-956 Kitchener.** 73 p. ISBN 0-660-51214-9. Out-of-print.

**95-957 London.** 83 p. ISBN 0-660-51215-7.

**95-958 Moncton.** 23 p. ISBN 0-660-51216-5.

**95-959 Montréal.** 669 p. ISBN 0-660-51217-3.

**95-960 North Bay.** 23 p. ISBN 0-660-51218-1.

**95-961 Oshawa.** 43 p. ISBN 0-660-51219-X.

**95-962 Ottawa-Hull.** 184 p. ISBN 0-660-51220-3. Out-of-print.

**95-963 Peterborough.** 33 p. ISBN 0-660-51221-1.

**95-964 Prince George.** 33 p. ISBN 0-660-51222-X.

**95-965 Québec.** 134 p. ISBN 0-660-51223-8.

**95-966 Regina.** 43 p. ISBN 0-660-51224-6.

**95-967 St. Catharines-Niagara.** 83 p. ISBN 0-660-51225-4.

**95-968 St. John's.** 43 p. ISBN 0-660-51226-2.

**95-969 Saint John.** 43 p. ISBN 0-660-51227-0.

**95-970 Sarnia.** 23 p. ISBN 0-660-51228-9.

**95-971 Saskatoon.** 43 p. ISBN 0-660-51229-7.

**95-972 Sault Ste. Marie.** 33 p. ISBN 0-660-51230-0.

**95-973 Sherbrooke.** 33 p. ISBN 0-660-51231-9.

**95-974 Sudbury.** 43 p. ISBN 0-660-51232-7.

**95-975 Thunder Bay.** 43 p. ISBN 0-660-51233-5.

**95-976 Trois-Rivières.** 33 p. ISBN 0-660-51234-3.

**95-977 Toronto.** 619 p. ISBN 0-660-51235-1.

**95-978 Vancouver.** 255 p. ISBN 0-660-51236-X. Out-of-print.

**95-979 Victoria.** 63 p. ISBN 0-660-51237-8.

**95-980 Windsor.** 63 p. ISBN 0-660-51238-6.

**95-981 Winnipeg.** 144 p. ISBN 0-660-51239-4. Out-of-print.

## ADDITIONAL PROVINCIAL SERIES

Selected social and economic characteristics for Census Divisions and Subdivisions for population, occupied private dwellings, private households and census and economic families in private households.

### 95-983 to 95-994

**Census divisions and subdivisions, population, occupied private dwellings, private households and census and economic families in private households : selected social and economic characteristics.** 13 v. 28 cm. 1983. Bilingual.

304.6/0971.

Presents for all CDs and CSDs in Canada, a compendium of frequently used 1981 Census data, based on 20% sample, on population, private dwellings and households, and their socio-economic profile. Includes definitions and data quality.

## CENSUS AND INTERCENSAL STUDIES (1981 CENSUS)

- 95-983 **Newfoundland.** 334 p. ISBN 0-660-51662-4.  
 95-984 **Prince Edward Island.** 107 p. ISBN 0-660-51663-2.  
 95-985 **Nova Scotia.** 115 p. ISBN 0-660-51664-0.  
 95-986 **New Brunswick.** 253 p. ISBN 0-660-51665-9.  
 95-987 **Québec. Part I.** 632 p. ISBN 0-660-51667-5.  
**Part II.** 720 p. ISBN 0-660-51668-3.  
 Out-of-print.  
 95-988 **Ontario.** 797 p. ISBN 0-660-51669-1.  
 95-989 **Manitoba.** 253 p. ISBN 0-660-51670-5.  
 95-990 **Saskatchewan.** 732 p. ISBN 0-660-51671-3.  
 95-991 **Alberta.** 850 p. ISBN 0-660-51672-1.  
 95-992 **British Columbia.** 377 p. ISBN 0-660-51673-X.  
 95-993 **Yukon.** 22 p. ISBN 0-660-51674-8.  
 95-994 **Northwest Territories.** 74 p. ISBN 0-660-51675-6.

### CENSUS OF AGRICULTURE

#### 96-901 to 96-911

**Agriculture.** 11 v. 28 cm. 1982. Bilingual.

338.1/0971.

Presents comparable agricultural data from previous censuses and provides current data for Canada and provinces: farms, operators, crops, sales, capital value, expenditures, hired labour, etc. Includes data analysis, quality, methodology, explanations of terms, questionnaire and maps.

- 96-901 **Canada.** 120 p. ISBN 0-660-51292-0.  
 96-902 **Newfoundland.** 116 p. ISBN 0-660-51293-9.  
 96-903 **Prince Edward Island.** 104 p. ISBN 0-660-51294-7.  
 96-904 **Nova Scotia.** 148 p. ISBN 0-660-51295-5.  
 96-905 **New Brunswick.** 144 p. ISBN 0-660-51296-3.  
 96-906 **Québec.** 221 p. ISBN 0-660-51297-1.  
 96-907 **Ontario.** 224 p. ISBN 0-660-51298-X.  
 96-908 **Manitoba.** 172 p. ISBN 0-660-51299-8.  
 96-909 **Saskatchewan.** 168 p. ISBN 0-660-51300-5.  
 96-910 **Alberta.** 144 p. ISBN 0-660-51301-3.  
 96-911 **British Columbia.** 170 p. ISBN 0-660-51302-1.

#### 96-912

**Agriculture, field crops.** 149 p. in various pagings. 28 cm. 1982. Bilingual.

ISBN 0-660-51303-X. 633/.00971.

Shows the comparison of 1981 data to previous censuses, at the provincial level: farms reporting, their size and area sown for harvest for selected crops.

#### 96-913

**Agriculture, horticultural crops.** 129 p. in various pagings. 28 cm. 1982. Bilingual.

ISBN 0-660-51304-8. 635/.0971.

Shows the comparison of 1981 data to previous censuses at the provincial level: horticultural farms, their size and area sown for harvest for selected crops. Includes reference maps.

#### 96-914

**Agriculture, livestock and poultry.** 93 p. in various pagings. 28 cm. 1982. Bilingual.

ISBN 0-660-51305-6. 636/.00971.

Shows 1981 data, with the historical comparisons from previous censuses, at the provincial level: farms reporting; holdings of livestock and poultry. Includes reference maps.

#### 96-915

**Agriculture, machinery and equipment.** 66 p. in various pagings. 28 cm. 1982. Bilingual.

ISBN 0-660-51306-4. 631.3/0971.

Shows the number of machines and farms reporting for censuses 1961, 1971, 1976 and 1981 at the provincial level. Includes reference maps.

#### 96-916

**Agriculture, land use.** 71 p. in various pagings. 28 cm. 1982. Bilingual.

ISBN 0-660-51307-2. 333.76/13/0971.

Reports data relating to the distribution of size and use of land from the 1981 Census of Agriculture, and historical comparisons with the previous censuses. An outline map of the census division boundaries is included.

#### 96-917

**Agriculture, sales class and product type.** 76 p. in various pagings. 28 cm. 1983. Bilingual.

ISBN 0-660-51308-0. 338.1/0971.

Presents the frequency distributions of census farms by sales class and product type from the 1981 Census of Agriculture, and historical comparisons with the previous censuses. An outline map of the census division boundaries is also included.

#### 96-918

**Agriculture, evaluation of data quality.** 91 p. 28 cm. 1984. Bilingual.

ISBN 0-660-51309-9. 338.1/072.

Highlights the data quality aspects of the 1981 Census of

## CENSUS AND INTERCENSAL STUDIES (1981 CENSUS)

Agriculture. The evaluation methodology is explained and the results of the study in terms of coverage and response errors are presented. Indicators of quality of each variable are also given. A summary of the evaluation results is presented followed by the detailed evaluation report.

96-919

**Agriculture, indexed agricultural sales 1961 to 1981.** 28 p. in various pagings. 28 cm. 1983. Bilingual.  
ISBN 0-660-51310-2. 338.1/0971.

Presents selected data from 1981 Census of Agriculture and previous censuses, cross-classified by sales class, with sales of each farm expressed in 1975 constant dollars. The intent is to create comparable economic classes of farms. Includes indexing methodology, explanations of terms and data quality.

96-920

**Agriculture, a profile of Canadian agriculture.** 178 p. 28 cm. 1984. Bilingual.  
ISBN 0-660-51311-0. 338.1/0971.

Graphically highlights the results of the 1981 Census of Agriculture by comparing them to results from past censuses and surveys. The intent is to give a structural overview of Canadian agricultural land resource by examining it from different perspectives: area, use, products, ownership, revenue and expenses, and market worth. Includes methodology, notes, data sources, index, maps.

### ADDITIONAL PROVINCIAL SERIES

Selected characteristics for census divisions and subdivisions, for population, occupied private dwellings, private households, and census families in private households.

98-901 to 98-912

**Census divisions and subdivisions : population, occupied private dwellings, private households, census families in private households : selected characteristics.** 12 v. 28 cm. 1982. Bilingual.

304.6 0971.

Presents for all census divisions (CD) and subdivisions (CSD) in Canada a compendium of frequently used 1981 Census data, based on 100% coverage, on population, private dwellings, households, and census families and their socio-cultural profile. Includes definitions and data quality.

**98-901 Newfoundland.** 140 p. ISBN 0-660-51650-0.  
Out-of-print.

**98-902 Prince Edward Island.** 40 p. ISBN  
0-660-51651-9. Out-of-print.

**98-903 Nova Scotia.** 44 p. ISBN 0-660-51652-7.  
Out-of-print.

**98-904 New Brunswick.** 104 p. ISBN 0-660-51653-5.  
Out-of-print.

**98-905 Québec.** 568 p. ISBN 0-660-51654-3  
Out-of-print.

**98-906 Ontario.** 332 p. ISBN 0-660-51655-1.

**98-907 Manitoba.** 104 p. ISBN 0-660-51656-X.

**98-908 Saskatchewan.** 304 p. ISBN 0-660-51657-8.  
Out-of-print.

**98-909 Alberta.** 144 p. ISBN 0-660-51658-6.

**98-910 British Columbia.** 204 p. ISBN  
0-660-51659-4. Out-of-print.

**98-911 Yukon.** 4 p. ISBN 0-660-51660-8. Out-of-print.

**98-912 Northwest Territories.** 28 p. ISBN  
0-660-51661-1. Out-of-print.

### GEOGRAPHIC AND OTHER REFERENCE PRODUCTS, ANALYTICAL STUDIES AND WORKING PAPERS

99-901

**1981 census dictionary.** 151 p. 28 cm. 1982. Bilingual.  
ISBN 0-660-51240-8. 354.710081/9.

Presents definitions of variables and terms used in 1981 Census data products: publications, tapes, and microfiche. The dictionary indicates the previous censuses for which data on a particular variable are available, the variable universe, the data responses on the 1981 Census data base and any explanatory remarks that may be helpful. Also includes an index to give cross-references of commonly used census terminology.

99-902

**Summary guide : total population.** 135 p. 28 cm. 1983. Bilingual.  
ISBN 0-660-51241-6. 354.710081/9.

Presents a summary guide to 1981 Census of Canada (Total population), giving a general overview from development to final processing of the data: methodology; questionnaires; historical precedents; legal requirements; data collection and processing techniques; data quality and reconciliation; data products; reference maps. Includes tables showing response rates and Total Standard Error (TSE) estimates for various geographic size groups, with explanatory notes to highlight anomalies in the data. "Summary Guide - Sample Population" is a companion volume to this guide.

99-903

**Summary guide : sample population.** 215 p. 28 cm. 1984. Bilingual.  
ISBN 0-660-51242-4. 354.710081/9.

Presents a summary guide to 1981 Census of Canada



## CENSUS AND INTERCENSAL STUDIES (1981 CENSUS)

(Sample population), giving a general overview from development to final processing of the data: methodology; questionnaires; historical precedents; legal requirements; data collection and processing techniques; data quality and reconciliation; data products; reference maps. Includes tables showing response rates and Total Standard Error (TSE) estimates for various geographic size groups, with explanatory notes to highlight anomalies in the data. "Summary Guide - Total Population" is a companion volume to this guide.

### 99-906

**Reference maps : census metropolitan areas and census agglomerations.** 132 maps. 28 cm. 1982. Bilingual.

ISBN 0-660-51245-9. 912/.13046/0971.

Presents a series of reference maps which show the components of census metropolitan areas (CMAs) and census agglomerations (CAs) in Canada. Includes definitions.

### 99-907

**Reference maps : census divisions and subdivisions.** 34 maps. 28 cm. Bilingual.

ISBN 0-660-51246-7. 912/.13046/0971.

Presents a series of reference maps showing census divisions (CDs), census subdivisions (CSDs) and census consolidated subdivisions (CCSs). Includes definitions.

### 99-908

**Population counts, 1976 and 1981 : federal electoral districts.** 55 p. 28 cm. 1982. Bilingual.

ISBN 0-660-51247-5. 304.6/0971.

Presents the final population counts of 1981 Census of Canada, based on 100% coverage, for 282 federal electoral districts (FEDs) as established by the 1976 Representation Order to the Electoral Boundaries Readjustment Act, RSC, 1970. Provides also the comparative population counts from 1976 census. Includes definitions and reference map.

### 99-909 to 99-912

**Enumeration area reference list : census divisions and subdivisions, urban and rural.** 4 v. 28 cm. 1982. Bilingual.

304.6/0971.

Presents geographic reference list for provinces showing linkages between the basic unit of census data collection, the enumeration area (EA) and the various standard geographic areas of data presentation, the census geostatistical areas. Includes definitions and

indexes.

**99-909 Atlantic Provinces.** 54 p. ISBN 0-660-51248-3.

**99-910 Québec.** 83 p. ISBN 0-660-51249-1.

**99-911 Ontario.** 57 p. ISBN 0-660-51250-5.

**99-912 Western Provinces and the Territories.** 106 p. ISBN 0-660-51251-3.

### 99-913

**Enumeration area reference list : census tracts.** 151 p. 28 cm. 1982. Bilingual.

ISBN 0-660-51252-1. 304.6/0971.

Presents geographic reference list for Canada showing linkages between the basic unit of census data collection, the enumeration area (EA) and the various standard geographic areas of data presentation, the census geostatistical areas. Includes definitions and Index-Census subdivisions.

### 99-914 to 99-917

**Enumeration area reference list : provincial census tracts.** 4 v. 28 cm. 1982. Bilingual.

304.6/0971.

Presents geographical reference list for provinces showing linkages between the basic unit of census data collection, the enumeration area (EA) and the various standard geographic areas of data presentation, the census geostatistical areas. Includes definitions and index.

**99-914 Atlantic Provinces.** 66 p. ISBN 0-660-51253-X.

**99-915 Québec.** 96 p. ISBN 0-660-51254-8.

**99-916 Ontario.** 71 p. ISBN 0-660-51255-6.

**99-917 Western Provinces and the Territories.** 139 p. ISBN 0-660-51256-4.

### 99-918

**Enumeration area reference list : census metropolitan areas and census agglomerations, components.** 91 p. 28 cm. 1982. Bilingual.

ISBN 0-660-51257-2. 304.6/0971.

Presents geographic reference list for Canada showing linkages between the basic unit of census data collection, the enumeration area (EA) and the various standard geographic areas of data presentation, the census geostatistical areas. Includes definitions and Index-Census subdivisions.

### 99-919 to 99-930

**Metropolitan atlas series.** 12 v. 28 cm. 1984. Bilingual. 307.7/64/0971.

Presents maps and graphs to portray 1981 Census data for census metropolitan areas (CMAs), on key statistical themes: population, housing, place of work, and income.

## CENSUS AND INTERCENSAL STUDIES (1981 CENSUS)

highlighting demographic, socio-economic, cultural and spatial dimensions. Includes definitions and data quality.

- 99-919 **Toronto.** 129 p. ISBN 0-660-51258-0.
- 99-920 **Montréal.** 129 p. ISBN 0-660-51259-2.
- 99-921 **Vancouver.** 129 p. ISBN 0-660-51260-2.
- 99-922 **Winnipeg.** 65 p. ISBN 0-660-61261-0.
- 99-923 **Halifax.** 61 p. ISBN 0-660-51262-9.
- 99-924 **Ottawa-Hull.** 63 p. ISBN 0-660-51263-7.
- 99-925 **Edmonton.** 65 p. ISBN 0-660-51264-5.
- 99-926 **Québec.** 61 p. ISBN 0-660-51265-3.
- 99-927 **Calgary.** 65 p. ISBN 0-660-51266-1.
- 99-928 **Hamilton.** 63 p. ISBN 0-660-51267-X.
- 99-929 **Regina.** 63 p. ISBN 0-660-51268-8.
- 99-930 **St. John's.** 61 p. ISBN 0-660-51269-6.

### DESCRIPTIVE SERIES

#### 99-931

**Canada's changing population distribution.** 20 p. 28 cm. 1984. Bilingual.  
ISBN 0-660-51270-X. 304.6/0971.

Presents the population distribution trends and highlights of information about changes in geographic distribution of Canada's population since 1871.

#### 99-933

**Canada's lone-parent families.** 31 p. 28 cm. 1984. Bilingual.  
ISBN 0-660-51272-6. 306.8/56/0971.

Presents statistical overview of Canada's lone-parent families: distribution and trends, living arrangements, income, housing, family type and some demographic characteristics.

#### 99-934

**Living alone.** 20 p. 28 cm. 1984. Bilingual.  
ISBN 0-660-51273-4. 305.9/0652/0971.

Takes an in-depth look at people who live alone: distribution and trends; income, housing conditions, and some demographic characteristics.

#### 99-935

**Language in Canada.** 18 p. 28 cm. 1985. Bilingual.  
ISBN 0-660-51274-2. 409/.71.

The publication is part of a special series of popular studies undertaken on selected topics of public interest. Using 1981 Census data, it provides highlights of information about the language situation in Canada (e.g. location of language groups across the country, retention of mother tongue, Canada's bilingual population). It is designed for use at the high school and community college levels and could also be of interest to the general public.

#### 99-937

**Canada's native people.** 30 p. 28 cm. 1984. Bilingual.  
ISBN 0-660-51276-9. 305.8/97/071.

Approximately half a million Canadians reported that they were of native origin in the 1981 Census of Canada. These people belonged to one of four native groups: status Indians, non-status Indians, Métis and Inuit. This publication includes basic 1981 Census counts for the Atlantic Provinces, Quebec, Ontario, the Prairies, British Columbia and the Territories. It also highlights, mainly at the national level, some of the principal demographic and socio-economic characteristics of Canada's native people, including family size, level of education, income and household characteristics.

#### 99-938

**Schooling in Canada.** 20 p. 28 cm. 1984. Bilingual.  
ISBN 0-660-51277-7. 370/.971.

Presents information about the education and school attendance of the population, in the light of three main questions: How much schooling or education do Canadians have? How much schooling is actually going on in any given school year? How is schooling related to economic factors such as unemployment and to social characteristics such as ethnicity or religion?

#### 99-939

**Canada's young family home-owners.** 15 p. 28 cm. 1984. Bilingual.  
ISBN 0-660-51278-5. 363.5/0971.

Discusses many aspects of home-ownership among young families from the quality of shelter and regional differences, to shelter costs, family types and family incomes. The study highlights the social and demographic issues of the 1980's.

#### 99-940

**Women in the work world.** 24 p. 28 cm. 1984. Bilingual.  
ISBN 0-660-51279-3. 331.4/125/0971.

Presents socio-economic and demographic profile of Canadian women in the labour market: education, employment, income, and compares the data with similar data on men.

#### 99-941

**Changes in income in Canada, 1970-1980.** 22 p. 28 cm. 1984. Bilingual.  
ISBN 0-660-51280-7. 339.2/2/0971.

Presents 1981 Census information on the incomes of families in 1980 with comparisons from 1970 incomes, with highlights to analyze the changes in the composition of upper, lower and middle income groups.

## CENSUS AND INTERCENSAL STUDIES (1981 CENSUS)

99-942

**Urban growth in Canada.** 22 p. 28 cm. 1984. Bilingual.  
ISBN 0-660-51281-5. 307.2/0971.

Examines the recent turnaround in migration from rural areas to cities and compares population growth in urban and rural areas in Canada and other parts of the world.

99-943

**1981 shelter cost data : editing and imputation strategies** / Walton O. Boxhill and Oliver Lo. 55 p. 28 cm. 1985. Bilingual.  
ISBN 0-660-52823-1. 363.5/0971

This report summarizes the options evaluated and exercised in providing a module for editing and imputing values to several shelter cost variables (mortgage, property taxes, fuel, etc.) in the 1981 Census of Canada. It documents the consideration given to various shelter cost elements prior to and during the process.

99-944

**Relationship to person 1 and family characteristics : 1981 census head office processing results** / Brian Hamm and Walton O. Boxhill. 33 p. 28 cm. 1985. Bilingual.  
ISBN 0-660-52824-X. 306.85/028.

This technical report summarizes the results of the processing of responses to the 1981 Census question on "Relationship to Person 1". Describes how Canada's population was grouped into census and economic family units, so as to make it possible to prepare information on husbands, wives, lone-parents, children and non-family persons, found in the 1981 Census publications.

99-945

**Mortgagor households in Canada : their geographic and household characteristics, affordability and housing problems** / by Janet Che-Alford. 100 p. 28 cm. 1986. Bilingual.  
ISBN 0-660-52986-6. 363.5/0971.

Analyzes data from the 1981 Census on the shelter costs of homeowners with a mortgage on their dwelling, highlighting household and dwelling characteristics such as age and sex of the household maintainer, household type, value of dwelling and owners' major payments as a percentage of household income. Also discussed are provincial distribution of mortgagor households, urban-rural differences, affordability, housing adequacy and crowding problems.

99-946

**A user's guide to 1981 census data on place of birth, citizenship and immigration** / by Walton O. Boxhill. 78 p. 28 cm. 1986. Bilingual.  
ISBN 0-660-52858-4. 305.8/00971.

The report, prepared for the users of the 1981 Census data, describes the relationships among the concepts of place of birth, citizenship and immigration. Provides information on the processing of the data collected on the basis of these concepts, addresses the comparability of the statistics compiled in recent censuses and discusses data quality issues. Includes glossary and bibliographic references.

99-949

**A user's guide to 1981 census data on ethnic origin** / by Walton O. Boxhill. 77 p. 28 cm. 1986. Bilingual.  
ISBN 0-660-52861-4. 305.8/00971.

Examines the statistics on ethnic origin collected and published from the 1981 Census. Identifies the major concepts of the data, principal processing strategies, significant comparability issues and guidelines and cautions regarding the use of this information.

99-950

**The citizenship characteristics of the Canadian population : 1981 census** / by Walton O. Boxhill. 43 p. 28 cm. 1986. Bilingual.  
ISBN 0-660-52862-2. 323.6/0971.

The report analyzes the responses in 1981 to the Census citizenship question and provides a supplement to Canadian citizenship information desired in censuses over a period of 80 years. Studies the propensity of immigrants to acquire citizenship and examines the incidence of dual and multiple citizenship held by Canadian citizens and immigrants who are not citizens of Canada, with highlights on language and place of birth characteristics. Includes data analysis, reference bibliography and a brief summary of entitlements to Canadian citizenship.

99-951

**Who are the professional women?** / by Katherine Marshall. 47 p. 28 cm. 1987. Bilingual.  
ISBN 0-660-52863-0. 331.4/81/0971.

This study examines entry of women into the ranks of traditionally male professions and determines through a number of family and demographic characteristics, whether differences exist between women in male-dominated professions, other professional women and non-professional women. Tables, graphs and descriptive analytical text give a good general understanding of women and how they have adapted to the demands of their professional careers.



## CENSUS AND INTERCENSAL STUDIES (1981 CENSUS)

99-952

**1981 census information on place of birth, citizenship and immigration : some facts and figures** / by Walton O. Boxhill, Robert McCrea, Michael Crew. 69 p. 28 cm. 1986. Bilingual.

ISBN 0-660-52864-9.

305.8/00971.

Provides answers to the most frequently asked questions about the 1981 Census statistics on place of birth, citizenship and immigration, as defined in the Canadian Census, presenting explanations with maps, charts and tables.

99-954E

**Census education information, an inventory** / by George Mori, Marc Lalonde, Michael Crew. 137 p. 28 cm. 1986. E. and F.

ISBN 0-660-12029-1.

370/.971.

Brings together various items of information that will be useful to researchers and analysts of Census of Canada education data. It does not contain any data, but rather auxiliary information needed to find, understand and analyze the data.

99-955

**Family history survey : preliminary findings** / by Thomas K. Burch. 49 p. 28 cm. 1985. Bilingual.

ISBN 0-660-52865-7.

306.8/5/0971.

Reports initial findings from Statistics Canada's 1984 Family History Survey. Provides new insights into the relationship between significant demographic events, such as marriages, divorces, births, deaths, labour force participation and work interruption and movement through the family cycle.

99-957

**Limitations to the use of ethnic origin data to quantify visible minorities in Canada** / Walton O. Boxhill. 48 p. 28 cm. 1984. Bilingual.

ISBN 0-660-52744-8.

305.8/00971.

Presents Canada's multicultural and multiracial profile with demographic and socio-cultural highlights. The paper analyses, from the 1981 Census, the quantification of visible minorities in Canada vis-à-vis the quality of the ethnic origin data collected. Includes lists of European/non-European ethnic origins on the 1981 Census data base and bibliography.

99-958

**The Muslim Canadians, a profile** / A. Rashid. 85 p. 28 cm. 1985. Bilingual.

ISBN 0-660-52983-1.

305.6/971/071.

One of a series on Canada's ethnic and religious groups and communities, the report, based on the 1981 Census,

highlights the geographic distribution, education, occupation, employment income and family characteristics of Muslims in Canada. Analyzes the similarities or differences of these characteristics in relation to either all Canadians, or in some cases, immigrants only. Includes definitions, methodology, data quality and bibliography.

99-959E

**Highlights, 1981 census of Canada : a compendium of six articles on the 1981 census of population and housing which appeared in the Canadian statistical review (catalogue no. 11-003E) between June and December 1983** / Statistics Canada, Census and Household Statistics Branch. 52 p. 28 cm. 1984. E. and F.

ISBN 0-660-11569-7.

304.6/0971.

Compendium of six overview articles, written by demographers and economists expert in the analysis of census data.

99-960

**On the comparability of the census mother tongue data, 1976-1981** / Linda Demers and John Kralt. 29 p. 28 cm. 1984. Bilingual.

ISBN 0-660-52745-6.

305.7/0971.

Provides information on the comparability of mother tongue data from the 1976 and 1981 Censuses, in order to create a better understanding of the nature and magnitude of these problems. Includes methodology.

99-961

**Lone parenthood : characteristics and determinants, results from the 1984 Family History Survey** / by Ian Pool and Maureen Moore. 59 p. 28 cm. 1986. Bilingual.

ISBN 0-660-52860-6.

306.8/56/0971.

This study provides new insights into the timing of events that lead to lone parenthood. In this publication, the family is analyzed by type of union (marriage or common-law), age of mother at time of children's births, level of education and family history. The data cover both men and women and compare various socio-demographic characteristics of lone parent and husband-wife families.

99-962

**Women's work interruptions : results from the 1984 Family History Survey** / by Patricia Robinson. 36 p. 28 cm. 1987. Bilingual.

ISBN 0-660-52895-9.

331.4/11/0971.

The changing patterns of women's work activities are

## CENSUS AND INTERCENSAL STUDIES (1981 CENSUS)

revealed in this study based on the 1984 Family History Survey. The publication also examines the relation between childbearing and women's temporary absences from the labour force. Data are provided by age, work experience, level of education, social status and reason for leaving the work force.

99-963

**Union formation and dissolution : results from the 1984 Family History Survey** / by Thomas K. Burch and Ashok K. Madan. 34 p. 28 cm. 1986. Bilingual.  
ISBN 0-660-52897-5. 306.8/1/0971.

This publication outlines the probability of a marriage ending in separation or divorce, and the likelihood of a common-law union surviving, becoming a legal marriage or ending. This publication also examines family formation as it has evolved in the last 50 years, whether by marriage or common-law union, and family dissolution through separation, divorce or death.

99-971

**The municipal structure in Canada : problems it creates for users of statistics** / by Françoise R. Singh. (Working paper (Geography series) ; no. 1). 22 p. 28 cm. 1982. Bilingual.  
ISBN 0-660-51804-X. 352/0072/0971.

This working paper reviews the pitfalls inherent in using the municipal structure of Canada as a geographic level for analytical purposes; examines the various solutions developed to limit the consequences of these pitfalls. The solutions outlined include reduction in the lack of comparability, stability, consistency and coverage.

99-972

**Geography and the 1981 census of Canada** / by Geography Division. (Working paper (Geography series) ; no. 2). 48 p. 28 cm. 1982. Bilingual.  
ISBN 0-660-51887-2. 912.13046/0971.

Describes the functions of the Geography Division within the 1981 Census: definitions of geographic concepts; preparation and updating of the cartographic products; development and maintenance of the computer systems used for processing the data and the specifications of census outputs in both cartographic and tabular forms.

99-973

**Metropolitan area concepts in Canada and selected foreign countries** / by Raymond Dubuisson. (Working paper (Geography series) ; no. 4). 30 p. 28 cm. 1983. Bilingual.  
ISBN 0-660-52049-4. 307.7/64/028.

Outlines the conceptual development of Census Metropolitan Areas (CMA) and Census Agglomerations (CA) between 1951 and 1981 for the Censuses of Canada and other statistical uses. The type of data that are published for these concepts and the year on which the definition or delineation is based is also presented. The working paper also provides a comparison between the CMA/CA concepts of Statistics Canada and equivalent concepts used in selected foreign countries.

99-976

**Block-face geocoding coverage for the 1971, 1976 and 1981 censuses** / by Geography Division. (Working paper (Geography series) ; no. 6). 91 p. 28 cm. 1983. Bilingual.  
ISBN 0-660-52295-0. 917.1/001/48.

The working paper contains a series of 39 reference maps, one for each geocoded census metropolitan area (CMA) and census agglomeration (CA) in Canada. On the maps, different coloured screens are used to show how geocoding coverage has been extended between the 1971, 1976 and 1981 Censuses. Complementing the series is a table showing the proportion of the CMA/CA population included and not included at the block-face level.

99-977

**Census tract programme : a review, 1941-1981** / by Rick Mitchell and Raymond Dubuisson. (Working paper (Geography series) ; no. 7). 60 p. 28 cm. 1983. Bilingual.  
ISBN 0-660-52381-7. 304.6/072.

Traces the historical evolution of the census tract (CT) program from its inception in the 1941 Census to 1981. Provides detailed description of the three main delineation criteria for CT's: permanency, population and homogeneity, and gives a detailed study of the 14 CMA's showing their historical evolution from the 1941 Census to the 1981 Census in light of the permanency and population criteria.

## CENSUS AND INTERCENSAL STUDIES (1981 CENSUS)

99-978

**Census metropolitan area/census agglomeration program : a review, 1941-1981** / by Grafton Ross. (Working paper (Geography series) : no. 8). 112 p. 28 cm. 1984 Bilingual.

ISBN 0-660-52382-5.

307.7/64/0971.

Traces the historical evolution of the Census metropolitan area/Census agglomeration (CMA/CA) program from 1941 to 1981, outlining the concepts and criteria which have been used to define CMA's and CA's since the inception of the program in 1941. Includes a series of maps for the 32 largest centres and a bibliography.

99-980

**Unoccupied private dwellings : limitations to the data : Canada, provinces, census metropolitan areas, census agglomerations of 50,000 population and over, urbanized core and fringe.** 21 p. 28 cm. 1983. Bilingual.

ISBN 0-660-51894-5.

363.5/0971.

Presents data problems with the counts of unoccupied private dwellings as identified in 1981 Census, based on 100% coverage. Notes on data quality are provided alongside the data for occupied and unoccupied dwellings and occupied collective dwellings for different levels of geography. Includes definitions.



## CENSUS AND INTERCENSAL STUDIES (1986 CENSUS)

For more information concerning the 1986 Census of Canada publications consult catalogue no. 99-103 **Products and services**.

### POPULATION AND DWELLING COUNTS, CANADA AND PROVINCES

The Population and Dwelling Counts publications provide basic 1986 counts for all standard levels of census geography. Measures of change since 1981 are frequently given as well.

#### POPULATION

This series of publications provides final, unrounded population and dwelling counts (1) in a national context (for example, counts for census divisions and census subdivisions across the country are grouped together into a single publication) and (2) in a provincial context (for example, counts for most standard levels of census geography - CD, CSD, CCS, CMA, CA, PCMA, PCA, urban and rural in a province are grouped together in a series of tables in one publication for each province).

#### POPULATION AND DWELLING COUNTS - CANADA

##### 92-101

**Census divisions and subdivisions.** 270 p. in various pagings. 28 cm. 1987. Bilingual.  
ISBN 0-660-53450-9. 304.6/0971.

The first of a series of national geographic data publications from the 1986 Census provides users with population counts for the 266 census divisions (i.e. counties) and 6,009 census subdivisions (i.e. municipalities) in Canada. Data is provided for census divisions (CDs) in alphabetical order and for census subdivisions (CSDs) in alphabetical and decreasing population order. Each table in the publication identifies the national and provincial/territorial population rank of each CD or CSD.

##### 92-102

**Federal electoral districts.** 99 p. in various pagings. 28 cm. 1987. Bilingual.  
ISBN 0-660-53451-7. 304.6/0971.

Included in this publication are 1981 and 1986 population counts for Canada's 282 FEDs, along with percentage changes for population. Dwelling counts for 1986 are also shown. A map showing FEDs is included.

##### 92-103

**Federal electoral districts and census enumeration areas.** 559 p. in various pagings. 28 cm. 1987. Bilingual.  
ISBN 0-660-53452-5. 304.6/0971.

EA population counts and occupied private dwelling counts for 1986 are presented in this publication, grouped by FED.

##### 92-104

**Census metropolitan areas and census agglomerations.** 78 p. in various pagings. 28 cm. 1987. Bilingual.

ISBN 0-660-53453-3.

304.6/0971.

These data for CMAs and CAs include 1986 and 1981 population counts, percentage population changes, provincial rank and national rank. Also shown are counts for component CSDs of CMAs, CAs, PCMA and PCA.

### POPULATION AND DWELLING COUNTS, PROVINCES AND TERRITORIES

#### 92-109 to 92-120

**Population and dwelling counts, provinces and territories.** 12 v. 28 cm. 1987. Bilingual.

304.6/0971.

These publications include, in addition to basic 1986 counts, information on population change (1981 counts and percentage changes), "provincial rank", "national rank", land area, population density and geographic location.

**92-109 Newfoundland.** 135 p. ISBN 0-660-53455-X.

**92-110 Prince Edward Island.** 108 p. ISBN 0-660-53456-8.

**92-111 Nova Scotia.** 108 p. ISBN 0-660-53457-6.

**92-112 New Brunswick.** 126 p. ISBN 0-660-53858-4.

**92-113 Québec.** 232 p. ISBN 0-660-53459-2.

**92-114 Ontario.** 238 p. ISBN 0-660-53460-6.

**92-115 Manitoba.** 128 p. ISBN 0-660-53461-4.

**92-116 Saskatchewan.** 196 p. ISBN 0-660-53462-2.

**92-117 Alberta.** 138 p. ISBN 0-660-53463-0.

**92-118 British Columbia.** 180 p. ISBN 0-660-53464-9.

**92-119 Yukon.** 92 p. ISBN 0-660-53465-7.

**92-120 Northwest Territories.** 90 p. ISBN 0-660-53466-5.

### POPULATION AND DWELLING CHARACTERISTICS, NATIONAL SERIES

The Population and Dwelling Characteristics publications present a wide range of census data by variable, selected topics and standard geographic areas.

## CENSUS AND INTERCENSAL STUDIES (1986 CENSUS)

### THE NATION

This series of publications is designed to illustrate the scope and depth of census subject-matter. This is achieved by displaying considerable detail for selected variables or alternatively by cross-tabulating variables to illustrate the analytical potential of the data.

#### 93-101

**Age, sex and marital status.** 132 p. in various pagings. 28 cm. 1987. Bilingual.

ISBN 0-660-53470-3. 304.6/10971.

The first in a series of 19 publications illustrating the scope and depth of information collected from the 1986 Census of Population, this report presents data from all households on the age, sex and marital status of Canada's population. Included are counts of the population by single years of age, other detailed cross-classifications and some historical comparisons (1921-1986). Coverage is provided at the national, provincial, and territorial levels.

#### 93-102

**Language, part 1.** 193 p. in various pagings. 28 cm. 1987. Bilingual.

ISBN 0-660-53471-1. 305.7/0971.

Mother tongue distributions are cross-classified by age groups and sex. Historical data (1981-1986) are also presented. Data collected on a 100% basis.

#### 93-104

**Dwellings and households, part 1.** 103 p. in various pagings. 28 cm. 1987. Bilingual.

ISBN 0-660-53472-X. 304.6/0971.

Home language and official language distributions are cross-classified by age group, sex, mother tongue and mobility status. Historical data (1981-1986) are also presented. Data are collected on a 100% basis.

#### 93-106

**Families, part 1.** 132 p. in various pagings. 28 cm. 1987. Bilingual.

ISBN 0-660-53473-8. 306.8/5/0971.

This publication presents statistics, from the 1986 Census, on census families, family persons and non-family persons. Data collected on a 100% basis.

### PROFILE SERIES, CENSUS DIVISIONS AND SUBDIVISIONS/PROVINCES

#### PROFILE

This series is a statistical overview of geographic areas. A wide range of census variables are covered in limited detail.

#### 94-101 to 94-124

**Population and dwelling characteristics, census divisions and subdivisions.** 23 v. 1987. Bilingual.

304.6/0971.

These publications present a statistical "profile" of census divisions and census subdivisions in the provinces of Canada, and territories. It is based on data collected by the 1986 Census of Canada from all households. For each province and territory, two profiles will be produced containing 100% data (part 1) and 20% sample data (part 2) for census divisions and all census subdivisions. An alphabetically ordered place name index with page references is included.

**94-101 Newfoundland, part 1.** 264 p. ISBN 0-660-53474-6.

**94-102 Newfoundland, part 2.** (to be released)

**94-103 Prince Edward Island, part 1.** 127 p. ISBN 0-660-53475-4.

**94-104 Prince Edward Island, part 2.** (to be released)

**94-105 Nova Scotia, part 1.** 133 p. ISBN 0-660-53476-2.

**94-106 Nova Scotia, part 2.** (to be released)

**94-107 New Brunswick, part 1.** 196 p. ISBN 0-660-53477-0.

**94-108 New Brunswick, part 2.** (to be released)

**94-109 Québec, part 1.** 916 p. ISBN 0-660-53478-9.

**94-110 Québec, part 2.** (to be released)

**94-111 Ontario, part 1.** 330 p. ISBN 0-660-53479-7.

**94-112 Ontario, part 2.** (to be released)

**94-113 Manitoba, part 1.** 218 p. ISBN 0-660-53480-0.

**94-114 Manitoba, part 2.** (to be released)

**94-115 Saskatchewan, part 1.** 736 p. ISBN 0-660-53481-9.

**94-116 Saskatchewan, part 2.** (to be released)

**94-117 Alberta, part 1.** 314 p. ISBN 0-660-53482-7.

**94-118 Alberta, part 2.** (to be released)

**94-119 British Columbia, part 1.** 410 p. ISBN 0-660-53483-5.

**94-120 British Columbia, part 2.** (to be released)

**94-121 Yukon, part 1.** 82 p. ISBN 0-660-53484-3.

**94-122 Yukon, part 2.** (to be released)

**94-123 Northwest Territories, part 1.** 103 p. ISBN 0-660-53485-1.

**94-124 Northwest Territories, part 2.** (to be released)

## CENSUS AND INTERCENSAL STUDIES (1986 CENSUS)

### 94-125

**Federal electoral districts, part 1.** 226 p. in various pagings. 28 cm. 1987. Bilingual.

ISBN 0-660-53486-X.

304.6:0971.

This publication provides a statistical "profile" of the federal electoral districts (FEDs) in Canada. Data for Canada, provinces and territories are also shown. Part I provides demographic, housing and family characteristics of all households. This includes population counts by age group, marital status and mother tongue; home ownership and dwelling information; and data on the size and structure of households and families. Data collected on a 100% basis.

### 94-127

**Census metropolitan areas and census agglomerations, part 1.** 181 p. in various pagings. 28 cm. 1987.

ISBN 0-660-53487-8.

304.6:0971.

The 100% data profiles for census metropolitan areas and census agglomerations contain, like the FED profiles, more detail than their CSD counterparts.

## PROFILE SERIES, CENSUS TRACTS

### 95-101 to 95-174

**Census tracts.** 74 v. 28 cm. 1988. Bilingual.

304.6:0971.

A 100% (part 1) and a 20% (part 2) sample data profile for each census-tract centre provide data for census tracts and components (CSDs) of census metropolitan areas and selected census agglomerations (census-tract centre). The content is similar to the profile for CDs/CSDs.

- 95-101 **Brantford: part 1.** 73 p. ISBN 0-660-53489-4.
- 95-102 **Brantford: part 2.** (to be released)
- 95-103 **Calgary: part 1.** 115 p. ISBN 0-660-53490-8.
- 95-104 **Calgary: part 2.** (to be released)
- 95-105 **Chicoutimi-Jonquière: part 1.** 79 p. ISBN 0-660-53491-6.
- 95-106 **Chicoutimi-Jonquière: part 2.** (to be released)
- 95-107 **Edmonton: part 1.** 161 p. ISBN 0-660-53492-4.
- 95-108 **Edmonton: part 2.** (to be released)
- 95-109 **Guelph: part 1.** 84 p. ISBN 0-660-53493-2.
- 95-110 **Guelph: part 2.** (to be released)
- 95-111 **Halifax: part 1.** 116 p. ISBN 0-660-53494-0.
- 95-112 **Halifax: part 2.** (to be released)
- 95-113 **Hamilton: part 1.** 150 p. ISBN 0-660-53495-9.
- 95-114 **Hamilton: part 2.** (to be released)
- 95-115 **Kamloops: part 1.** 84 p. ISBN 0-660-53496-7.
- 95-116 **Kamloops: part 2.** (to be released)
- 95-117 **Kelowna: part 1.** 94 p. ISBN 0-660-53497-5.

- 95-118 **Kelowna: part 2.** (to be released)
- 95-119 **Kingston: part 1.** 75 p. ISBN 0-660-53498-3.
- 95-120 **Kingston: part 2.** (to be released)
- 95-121 **Kitchener: part 1.** 98 p. ISBN 0-660-53499-1.
- 95-122 **Kitchener: part 2.** (to be released)
- 95-123 **Lethbridge: part 1.** 84 p. ISBN 0-660-53500-9.
- 95-124 **Lethbridge: part 2.** (to be released)
- 95-125 **London: part 1.** 109 p. ISBN 0-660-53501-7.
- 95-126 **London: part 2.** (to be released)
- 95-127 **Moncton: part 1.** 74 p. ISBN 0-660-53502-5.
- 95-128 **Moncton: part 2.** (to be released)
- 95-129 **Montréal: part 1.** 453 p. ISBN 0-660-53503-3.
- 95-130 **Montréal: part 2.** (to be released)
- 95-131 **North Bay: part 1.** 69 p. ISBN 0-660-53504-1.
- 95-132 **North Bay: part 2.** (to be released)
- 95-133 **Oshawa: part 1.** 96 p. ISBN 0-660-53505-X.
- 95-134 **Oshawa: part 2.** (to be released)
- 95-135 **Ottawa-Hull: part 1.** 171 p. ISBN 0-660-53506-8.
- 95-136 **Ottawa-Hull: part 2.** (to be released)
- 95-137 **Peterborough: part 1.** 84 p. ISBN 0-660-53507-6.
- 95-138 **Peterborough: part 2.** (to be released)
- 95-139 **Prince George: part 1.** 85 p. ISBN 0-660-53508-4.
- 95-140 **Prince George: part 2.** (to be released)
- 95-141 **Québec: part 1.** 142 p. ISBN 0-660-53509-2.
- 95-142 **Québec: part 2.** (to be released)
- 95-143 **Regina: part 1.** 110 p. ISBN 0-660-53510-6.
- 95-144 **Regina: part 2.** (to be released)
- 95-145 **Saint John: part 1.** 85 p. ISBN 0-660-53511-4.
- 95-146 **Saint John: part 2.** (to be released)
- 95-147 **St. Catharines-Niagara: part 1.** 128 p. ISBN 0-660-53512-2.
- 95-148 **St. Catharines-Niagara: part 2.** (to be released)
- 95-149 **St. John's: part 1.** 85 p. ISBN 0-660-53513-0.
- 95-150 **St. John's: part 2.** (to be released)
- 95-151 **Sarnia: part 1.** 90 p. ISBN 0-660-53514-9.
- 95-152 **Sarnia: part 2.** (to be released)
- 95-153 **Saskatoon: part 1.** 76 p. ISBN 0-660-53515-7.
- 95-154 **Saskatoon: part 2.** (to be released)
- 95-155 **Sault Ste. Marie: part 1.** 84 p. ISBN 0-660-53516-5.
- 95-156 **Sault Ste. Marie: part 2.** (to be released)
- 95-157 **Sherbrooke: part 1.** 81 p. ISBN 0-660-53717-3.
- 95-158 **Sherbrooke: part 2.** (to be released)
- 95-159 **Sudbury: part 1.** 96 p. ISBN 0-660-53518-1.
- 95-160 **Sudbury: part 2.** (to be released)
- 95-161 **Thunder Bay: part 1.** 90 p. ISBN 0-660-53519-X.
- 95-162 **Thunder Bay: part 2.** (to be released)
- 95-163 **Toronto: part 1.** 429 p. ISBN 0-660-53520-3.
- 95-164 **Toronto: part 2.** (to be released)
- 95-165 **Trois-Rivières: part 1.** 72 p. ISBN 0-660-53521-1.
- 95-166 **Trois-Rivières: part 2.** (to be released)
- 95-167 **Vancouver: part 1.** 202 p. ISBN 0-660-53522-X.
- 95-168 **Vancouver: part 2.** (to be released)



## CENSUS AND INTERCENSAL STUDIES (1986 CENSUS)

- 95-169 Victoria: part 1. 99 p. ISBN 0-660-53523-8.  
 95-170 Victoria: part 2. (to be released)  
 95-171 Windsor: part 1. 102 p. ISBN 0-660-53524-6.  
 95-172 Windsor: part 2. (to be released)  
 95-173 Winnipeg: part 1. 126 p. ISBN 0-660-53525-4.  
 95-174 Winnipeg: part 2. (to be released)

### CENSUS OF AGRICULTURE

96-101

**User's guide.** 28 p. 28 cm. 1987. Bilingual.  
 ISBN 0-660-53551-3. 001.4/33.

The user's guide is a reference document for users of the 1986 Census of Agriculture data. It details the content, confidentiality procedures, geographic structure, variety of products, prices and ordinary procedures.

96-102 to 96-112

**Agriculture.** 11 v. 28 cm. 1987. Bilingual.  
 338.1/0971.

These publications present the results of the 1986 Census of Agriculture. They provide statistics on crops, livestock, farm land, labour, capital and many other variables. The introduction includes explanations of questions used and contains some indicators of the quality of the data. The tabular material is presented in four sections. The first section presents data by province. The second section consists of cross-classified data by province. The third section contains historical data by provinces. The fourth section contains selected data for the Yukon and Northwest Territories. A fifth section (appendices) contains a copy of the 1986 Census of Agriculture questionnaire.

- 96-102 Canada. 140 p. ISBN 0-660-53539-4.  
 96-103 Newfoundland. 121 p. ISBN 0-660-53540-8.  
 96-104 Prince Edward Island. 103 p. ISBN  
 0-660-53541-6.  
 96-105 Nova Scotia. 169 p. ISBN 0-660-53542-4.  
 96-106 New Brunswick. 176 p. ISBN 0-660-53543-2.  
 96-107 Québec. 512 p. ISBN 0-660-53544-0.  
 96-108 Ontario. 347 p. ISBN 0-660-53545-9.  
 96-109 Manitoba. 226 p. ISBN 0-660-53546-7.  
 96-110 Saskatchewan. 240 p. ISBN 0-660-53547-5.  
 96-111 Alberta. 222 p. ISBN 0-660-53548-3.  
 96-112 British Columbia. 225 p. ISBN  
 0-660-53549-1.

### GENERAL AND GEOGRAPHIC REFERENCE

General and Geographic Reference products increase the accessibility and usefulness of publications, custom products and other output modes.

### REFERENCE PRODUCTS (GENERAL)

These publications help data users understand census concepts, products and services.

99-101E

**Dictionary.** 216 p. 28 cm. 1987. E. and F.  
 ISBN 0-660-12250-2. 001.4/33.

The first of several reference products from the 1986 Census, provides alphabetically listed definitions of census variables from the four major universes: population, families, households, and dwellings and also for the geographic variables. The dictionary includes a colour-coded cross reference index to the most commonly used census terms and synonyms, and appendices with additional details on census concepts.

99-102E

**Products and services.** Preliminary ed. 136 p. 28 cm.  
 1987. E. and F.  
 ISBN 0-660-12251-0. 016.3171.

The 1986 Census Products and Services provides detailed information on the products and services available from the 1986 Census. The publication is divided into four sections: publications, other data products, geographic products and geocartographic products. It provides the necessary ordering information, as well as three appendices showing samples of a profile and maps and a detailed index.

99-103E

**Products and services.** Final ed. 136 p. 28 cm. 1988.  
 E. and F.  
 ISBN 0-660-12252-9. 016.3171.

The 1986 Census Products and Services provides detailed information on the products and services available from the 1986 Census. The publication is divided into four sections: publications, other data products, geographic products and geocartographic products. It provides necessary ordering information, as well as three appendices showing samples of a profile, maps and a detailed index.

99-105E

**Census metropolitan areas and census agglomerations : a 1986 and 1981 comparison.** 89 p.  
 28 cm. 1987. E. and F.  
 ISBN 0-660-12508-0. 307.2/0971.

## CENSUS AND INTERCENSAL STUDIES (1986 CENSUS)

This publication is the first in a series of reference documents designed to assist users in finding, understanding and comparing 1986 Census data. It provides comparisons of 1986 census metropolitan areas (CMAs) and census agglomerations (CAs) and their 1981 versions. These and other pertinent geographic areas are defined, and changes from the 1981 Census are explained. The publication lists those census subdivisions (CSDs) that make up the 1986 version of each CMA and CA, and shows corresponding delineation for 1981.

### 99-106E

**1986 census geography : a historical comparison.** 51 p. 28 cm. 1988. E. and F.  
ISBN 0-660-12730-X. 917.1/09173.  
Out-of-print.

This publication is designed to aid users in the comprehension of standard geographic terms. In addition, it also compares geographic terms associated with the 1986 Census to those of previous censuses.

### GEOGRAPHIC REFERENCE PRODUCTS

These publications assist in the use and interpretation of census data. They are intended to be reference tools rather than data sources and include: maps, enumeration area reference lists, and equivalent enumeration areas, 1986 and 1981.

### 99-115

**Maps, census divisions and subdivisions.** 27 p. in various pagings. 30 cm. 1987. Bilingual.  
ISBN 0-660-53526-2. 912.13046/0971.

This publication presents reference maps of census divisions and census subdivisions in each province and territory of Canada for the 1986 Census of Canada. The same series of maps appears in Volume II of the 1986 *Standard Geographical Classification Manual*, catalogue no. 12-572.

### 99-116

**Maps, census metropolitan areas and census agglomerations.** 298 p. in various pagings. 30 cm. 1987. Bilingual.  
ISBN 0-660-53527-0. 912.13046/0971.

This publication enables users to relate census data to the geographic areas known as Census Metropolitan Areas (CMAs) and Census Agglomerations (CAs). CMAs and CAs reflect an urban labour market area, an urban core together with surrounding urban and rural areas that are economically and socially integrated with that core. The publication highlights the boundaries of the 25 CMAs and 114 CAs along with their component Census

Subdivisions (municipalities). As well, the publication displays the various parts of a CMA/CA-urbanized core, urban fringe, and rural fringe.

### ENUMERATION AREA REFERENCE LISTS

This series includes 10 publications that link EAs to higher census geographic levels.

### 99-117 to 99-120

**Census divisions and subdivisions.** 4 v. 28 cm. 1987. Bilingual.

304.6/0971.

These four publications together identify all the census divisions (CDs) and census subdivisions (CSDs) in Canada and their constituent 1986 Census enumeration areas (EAs).

**99-117 Atlantic provinces.** 86 p. ISBN 0-660-53528-9.

**99-118 Québec.** 149 p. ISBN 0-660-53529-7.

**99-119 Ontario.** 92 p. ISBN 0-660-53530-0.

**99-120 Western provinces and the Territories.** 176 p. ISBN 0-660-53531-9.

### 99-121

**Census tracts.** 206 p. in various pagings. 28 cm. 1987. Bilingual.

ISBN 0-660-53532-7.

304.6/0971.

This publication reports each census tract (CT) in the 25 census metropolitan areas (CMAs) and 12 census agglomerations (CAs) in Canada that are part of the census tract program. All enumeration areas (EAs) within each census tract are identified.

### 99-122 to 99-125

**Provincial census tracts.** 4 v. 28 cm. 1987. Bilingual.

304.6/0971.

These publications report all provincial census tracts (PCTs) in Canada and identify the census enumeration areas (EAs) within each PCT.

**99-122 Atlantic provinces.** 92 p. ISBN 0-660-53533-5.

**99-123 Québec.** 123 p. ISBN 0-660-53534-3.

**99-124 Ontario.** 91 p. ISBN 0-660-53535-1.

**99-125 Western provinces and the Territories.** 167 p. ISBN 0-660-53536-X.

### 99-126

**Census metropolitan areas and census agglomerations.** 148 p. in various pagings. 28 cm. 1987. Bilingual.

ISBN 0-660-53537-8.

304.6/0971.

This publication presents the 25 census metropolitan areas (CMAs) and 114 census agglomerations (CAs) in Canada and identifies all the enumeration areas (EAs) within each CMA and CA.

## Author, Title, Subject and Commodity Index

The index contains entries for titles, subjects, commodities and personal authors, including terms derived from the publications and from a thesaurus created during the online cataloguing process. The entries are arranged alphabetically, but initial articles are disregarded, years are treated as though they were spelled out (e.g. 1986 is spelled out as nineteen hundred and eighty six), and abbreviations are placed at the beginning of each section in which they appear.

CA = Census agglomeration  
 CD = Census division  
 CMA = Census metropolitan area  
 CSD = Census subdivision  
 CT = Census tract  
 EA = Enumeration area  
 FED = Federal electoral district

### A

Abduction, 85-205  
 Aboriginal languages. **See** Native languages.  
 Aboriginal population. **See** Native peoples.  
 Abrasives  
   industry, 44-250, 44-250B  
 Absence from work, 71-601 no. 32. **See also** Employment;  
   Unemployment insurance; Work injuries.  
 Accidents  
   work, 72-208  
 Accommodation  
   traveller, 63-204, 87-401  
 Accommodation, University. **See** University accommodation.  
 Acids. **See** Industrial chemicals.  
 Adhesives  
   industry, 46-250, 46-250B  
 Adoption benefits. **See** Unemployment insurance.  
 Adult correctional services in Canada, 85-211  
 Advance statistics of education, 81-220  
 Advertising. **See also** Signs and displays.  
   industry, 63-231  
 Age, sex and marital status, 1986 census, 93-101  
 Age-sex distribution, 91-209E  
   estimates, 91-210  
   estimates, 1976-1981, 91-518, 91-519  
   immigrants, 1981 census, 92-913  
   1981 census, 92-901  
   1986 census, 93-101  
   projections, 1984-2006, 91-520  
 Aged. **See** Elderly.  
 Agents and brokers, 63-226  
 Aggregate productivity measures, 14-201  
 Agricultural chemicals. **See also** Crop spraying; Fertilizers.  
   industries, 46-250, 46-250B  
 Agricultural implements. **See** Farm equipment.  
 Agricultural labour. **See** Farm labour.  
 Agricultural land. **See** Land.  
 Agricultural products. **See also** Agriculture; Animal products;  
   Crops.  
   price index, 62-003  
   sales, 1981 census, 96-919  
 Agriculture, 11-010, 11-402E. **See also** Agricultural products;  
   Farms.  
   data collection, history, 21-602E no. 9

economic statistics, 21-603E  
 economic statistics, methodology, 21-603E  
 historical statistics, 11-210  
 1981 census and historical statistics, 96-901 to 96-911, 96-920  
 1981 census, data quality, 96-918  
 1986 census, 96-102 to 96-112  
 1986 census, user's guide, 96-101  
 statistical summary, 21-522E  
**Agriculture**, 1981 census, 96-901 to 96-911  
**Agriculture**, 1986 census, 96-102 to 96-112  
**Agriculture, a profile of Canadian agriculture**, 1981 census,  
   96-920  
**Agriculture economic statistics**, 21-603E  
**Agriculture, evaluation of data quality**, 1981 census, 96-918  
**Agriculture, field crops**, 1981 census, 96-912  
**Agriculture, horticultural crops**, 1981 census, 96-913  
**Agriculture, indexed agricultural sales, 1961 to 1981**, 1981  
   census, 96-919  
**Agriculture, land use**, 1981 census, 96-916  
**Agriculture, livestock and poultry**, 1981 census, 96-914  
**Agriculture, machinery and equipment**, 1981 census, 96-915  
**Agriculture methodology papers**, 21-602E  
**Agriculture, sales class and product type**, 1981 census,  
   96-917  
**Agriculture working papers**, 21-601E  
**Air carrier operations in Canada**, 51-002  
**Air carrier traffic at Canadian airports**, 51-005  
 Air carriers, 51-004, 51-005. **See also** Air transport; Carriers.  
   employment, 51-002  
   financial statistics, 51-002, 51-206  
   fuel consumption, 51-002, 51-004  
   historical and statistical perspectives, 51-501E  
**Air charter statistics**, 51-207  
 Air charters. **See also** Air transport.  
   domestic and international, 51-207  
 Air conditioning, 64-202. **See also** Household facilities;  
   Refrigeration equipment.  
   equipment industry, 42-250, 42-250B  
**Air passenger origin and destination, Canada/United States  
 report**, 51-205  
**Air passenger origin and destination, domestic report**,  
   51-204  
 Air traffic, 51-002, 51-004, 51-207. **See also** Air transport;  
   Passengers.  
   Canada/United States, origin and destination, 51-205  
   domestic and international, 51-005  
   domestic, origin and destination, 51-204  
   historical and statistical perspectives, 51-501E  
 Air transport. **See also** Air carriers; Air charters; Air traffic; Air  
   travel; Aircraft; Airports.  
   historical and statistical perspectives, 51-501E  
 Air travel, 87-401. **See also** Air transport.  
 Aircraft. **See also** Air transport; Helicopters.  
   and aircraft parts, industry, 42-251, 42-251B  
   Canadian air carriers, 51-206  
 Airlines. **See** Air carriers.  
 Airports, 51-004, 51-005. **See also** Air transport.  
   historical and statistical perspectives, 51-501E  
 Alcohol consumption  
   adults, 11-612E no. 1  
 Alcoholic beverages. **See also** Beer; Spirits; Taverns and bars;  
   Wines.  
   consumer price index, 62-001  
   control and sales, 63-202



industries, 32-251, 32-251B

Alcoholics. **See also** Special care.  
in psychiatric and general hospitals, 83-204

Aluminum  
primary production, industry, 41-250, 41-250B  
rolling, casting and extruding industry, 41-250, 41-250B

Amerindian languages. **See** Native languages.

Animal feed. **See** Feed.

Animal products. **See also** Dairy products; Eggs; Fish products;  
Furs; Honey; Lard; Livestock; Meat; Wool.  
data collection and estimating procedures, 21-602E no. 2  
farm cash receipts, 21-001  
farm product price index, 62-003  
production, consumption, imports and exports, 21-522E

Animals, Live. **See** Livestock

**Annual report, benefit periods established and terminated under the Unemployment Insurance Act, 73-201**

**Annual report of Statistics Canada, 11-201**

**Annual report of the Minister of Supply and Services Canada under the Corporations and Labour Unions Returns Act. Part I, Corporations, 61-210**

**Annual report of the Minister of Supply and Services Canada under the Corporations and Labour Unions Returns Act. Part II, Labour unions, 71-202**

**Annual report of the Minister of Supply and Services Canada under the Corporations and Labour Unions Returns Act. Part II, Labour unions. Supplement, 71-202S**

**Annual return of hospitals, hospital indicators, 83-233**

Apparel. **See** Clothing.

**Apparent per capita food consumption in Canada, part I, 32-229**

**Apparent per capita food consumption in Canada, part II, 32-230**

**Apparent per capita food consumption in Canada: reference manual for catalogue 32-229 and 32-230, 32-509E**

Apples  
production, 22-003

Appliances. **See** Electrical appliances.

Architects  
establishments, 63-537

**Architectural, engineering and scientific services, 1982, 63-537**

Arts, 11-403E, 87-001. **See also** Broadcasting; Culture; Film;  
Publishing; Sound recordings.  
economic impact, 87-532  
statistical profile, 87-527

**Arts and culture: a statistical profile, 87-527**

Asbestos. **See also** Asbestos products.  
production and shipments, 26-224

Asbestos products. **See also** Asbestos.  
industry, 44-250, 44-250B

Asphalt  
roofing, industry, 36-250, 36-250B  
roofing, production and shipments, 45-001

**Asphalt roofing, 45-001**

Assaults, 85-205

Assets, Personal. **See** Wealth.

Automobile travel, 87-401

Automotive batteries. **See** Batteries.

Aviation. **See** Air transport.

**Aviation in Canada: historical and statistical perspectives on civil aviation, 51-501E**

Aylwin, H., 82-545E

## B

Bags. **See also** Paper products.  
paper, industry, 36-250, 36-250B  
plastic, industry, 33-250, 33-250B  
plastic, shipments, 47-007

Bakery products. **See also** Biscuits; Bread.  
industry, 32-250, 32-250B

Balance of international payments. **See** Balance of payments.

Balance of payments, 65-001, 67-001, 67-001P, 67-510. **See also** Foreign investments; International trade; National accounts.

Balance of trade, 65-001. **See also** International trade.

**Band, P., 84-544**

Banks, 11-402E  
financial statistics, 61-006

Barber and beauty shops, 63-231

Bars. **See** Taverns and bars.

Batteries. **See also** Electrical equipment.  
factory sales, 43-005  
industry, 43-250, 43-250B

Beans, Dry. **See** Dry beans.

Bed springs and mattresses. **See** Mattresses.

Beef  
frozen, stocks, 23-203, 32-012  
imports and exports, 23-203

Beekeepers  
number, 23-211

Beer  
industry, 32-251, 32-251B

**Beerstecher, P., 21-602E no. 2**

Bees  
number of colonies, 23-211

Beeswax  
and honey, value, 23-211

Beet sugar. **See** Sugar.

Benefits, Employee. **See** Employee benefits.

**Beverage and tobacco products industries, 32-251, 32-251B**

Beverages. **See also** Alcoholic beverages; Cocoa; Coffee; Food;  
Soft drinks; Tea.  
consumption, 32-229

Bibliometrics, 88-501E, 88-507E

Bilingualism. **See also** Languages; Official languages.  
1981 census, 99-935

Binding. **See** Platemaking, typesetting, binding.

Birth control, 91-524E. **See also** Fertility.

Birthplace. **See also** Ethnicity; Population.  
by province and census districts, 1981 census, 93-925 to 93-936  
guide to data, 1981 census, 99-946  
1981 census, 92-913, 99-950, 99-952

Births, 84-204, 91-210, 91-524E. **See also** Fertility; Vital statistics.

**Births and deaths, vital statistics, volume I, 84-204**

Biscuits  
industry, 32-250, 32-250B  
production, 32-026

Bituminous coal. **See** Coal.

**Block-face geocoding coverage for the 1971, 1976 and 1981 censuses, 99-976**

Blouses  
industry, 34-252, 34-252B

Boars. **See** Pigs.

Boatbuilding  
and repair, industry, 42-251, 42-251B

Boilers. **See also** Heating equipment.  
residential, shipments, 25-002

Book publishing. **See** Publishing.

Book stores. **See also** Books; Stationery.  
campus, 63-219

Bookbinding. **See** Platemaking, typesetting, binding.

Books. **See also** Book stores; Publishing; Reading.  
publishing industry, 36-251, 36-251B, 87-210

Boots. **See** Footwear.

Bottles. **See also** Plastic products.  
plastic, shipments, 47-006

Boxes. **See also** Paper products; Wood industries.  
paper, industry, 36-250, 36-250B  
wooden, industry, 35-250, 35-250B

Boxhill, W. O., 99-943, 99-944, 99-946, 99-949, 99-950, 99-952

Bread  
industry, 32-250, 32-250B

Breaking and entering, 85-205

Brewery products. **See** Beer.

Bridge construction. **See** Highway construction.

Broadcasting, 56-001, 87-527. **See also** Arts;  
Telecommunications.  
economic statistics, 87-532  
radio and television, 56-204

Brokers. **See** Agents and brokers.

Brooms, brushes, mops  
industry, 47-250, 47-250B

Brushes. **See** Brooms, brushes, mops.

Buckles. **See** Buttons, buckles, fasteners.

Building. **See** Construction.

Building board. **See also** Hardboard; Paperboard; Particleboard;  
Waferboard.  
industry, 36-250, 36-250B  
production and shipments, 36-002

Building management  
small business profile, Canada and provinces, 61-601 to  
61-613

Building permits, 64-001, 64-203. **See also** Construction.

Building permits, 64-001

Building permits, annual summary, 64-203

Building services, 63-231

Buildings, Prefabricated. **See** Prefabricated buildings.

Bulls. **See** Cattle.

Burch, T., 99-955, 99-963

Buses, 53-003  
bus body industry, 42-251, 42-251B  
industry and establishments, 53-215

Business enterprises. **See** Enterprises.

Business machines. **See** Office machines.

Business services, 63-231. **See also** Advertising; Computer  
services; Consulting; Employment agencies.  
international trade, 67-510

Butter. **See also** Margarine.  
production and stocks, 23-001

Buttons, buckles, fasteners  
industry, 47-250, 47-250B

## C

Cabinets. **See also** Millwork.  
wooden, industry, 35-250, 35-250B

Cable television, 56-205

Cables. **See** Wires and cables.

Caisses populaires. **See** Credit unions.

Calves. **See also** Veal.  
prices and slaughter, 23-203

Campus book stores, 63-219

Canada Assistance Plan. **See** Social allowances.

Canada handbook, 11-403E

Canada Pension Plan, 86-507. **See also** Pensions.

Canada, provinces and economic regions: population,  
occupied private dwellings, private households and  
census and economic families in private households:  
selected social and economic characteristics: Labour  
Force Survey economic regions, 1981, 1981 census,  
93-975

The Canada year book, 11-402E

Canada's changing population distribution, 1981 census,  
99-931

Canada's Consumer Price Index, 62-603E

Canada's international investment position, 67-202, 67-202P

Canada's international trade in services, 1969-1984, 67-510

Canada's lone-parent families, 1981 census, 99-933

Canada's lone-parent families, a family studies teaching kit,  
11-520E

Canada's mineral production, preliminary estimates, 26-202

Canada's native people, 1981 census, 99-937

Canada's young family home-owners, 1981 census, 99-939

Canada's young family home-owners, a family studies  
teaching kit, 11-517E

Canadian civil aviation, 51-206

Canadian classification of diagnostic, therapeutic and  
surgical procedures, 82-562E (1986)

Canadian crime statistics, 85-205

Canadian economic observer, 11-010

Canadian economic observer. Historical statistical  
supplement, 11-210

Canadian export classification: based on the Harmonized  
System, 12-578E

Canadian export-import alphabetical index (based on the  
Harmonized System), 12-579E

Canadian forestry statistics, 25-202

Canadian Health and Disability Survey, 82-555E, 82-563E

Canadian imports by domestic and foreign controlled  
enterprises, 67-509

Canadian international trading patterns, 65-503

Canadian potato production, 22-008

Canadian social trends, 11-008E

Canadian socio-economic information management system. **See**  
CANSIM.

Canadian standard industrial classification for companies  
and enterprises, 1980, 12-570E

Canadian workload measurement system - laboratory,  
83-234

Canadian workload measurement system - respiratory  
technology/pulmonary function, 83-603

Canadian youth: perspectives on their health, 82-545E

Cancer, 82-207  
new primary sites, 82-207

Cancer in Canada, 82-207

Cane sugar. **See** Sugar.

Canned and frozen fruits and vegetables, 32-011

Canned food  
fruits and vegetables, 32-011

CANSIM  
mini base, series directory, 12-569E

CANSIM, Canadian Socio-economic Information  
Management System, mini base series directory,  
12-569E

Canvas  
industry, 34-251, 34-251B

Capacity utilization. **See also** Capital; Manufacturing.



- manufacturing industries, 31-003
- Capacity utilization rates in Canadian manufacturing, 31-003**
- Capital. *See also* Capacity utilization; Capital expenditure; Depreciation; Farm capital; Investments; Wealth.
- flows and stocks, 13-211
- flows and stocks, historical data, 13-568
- formation, historical data, 13-568
- Capital and repair expenditures, manufacturing sub-industries, intentions, 61-214**
- Capital consumption allowance. *See* Depreciation.
- Capital expenditure, 13-211. *See also* Capital; Construction; Investments; Machinery and equipment.
- historical data, 13-568
- manufacturing industries, historical statistics, 61-518
- manufacturing industries, intentions, 61-214
- manufacturing, mining, and forestry, by country of control, 61-215
- price indexes, 62-007
- private and public, intentions, 61-205, 61-206
- Capital expenditures of domestic and foreign controlled establishments in manufacturing, mining and forestry, 61-215**
- Capital flows. *See* Capital.
- Capital formation. *See* Capital.
- Capital stocks. *See* Capital.
- Carbonated beverages. *See* Soft drinks.
- Carcinoma. *See* Cancer.
- Cardio-vascular disease in Canada, 82-544**
- Carpets
- industry, 34-251, 34-251B
- Carriers, 50-002. *See also* Air carriers; Freight; Motor carriers; Passengers; Railways; Water transport.
- railway, 52-215
- railway, carloadings, 52-001
- railway, freight by commodity, 52-211
- railway, freight by commodity, origin and destination, 52-214
- railway, operating statistics, 52-003
- water, domestic, by commodity and port, 54-210
- water, international, by commodity and port, 54-209
- water, operating statistics, 54-205
- Cartier, Jacques
- commemorative history of Quebec, 11-606E
- Cartons. *See* Boxes.
- Caskets. *See* Coffins.
- Cassettes. *See* Tapes.
- Castings, Iron and steel. *See* Iron and steel.
- Caterers. *See also* Food; Restaurants.
- receipts, 63-011, 63-536
- Cattle. *See also* Calves.**
- number on farms, 23-008
- number on farms, farm values, prices, slaughter and exports, 23-203
- Causes of death, vital statistics, volume IV, 84-203**
- CEGEPs. *See* Community colleges
- Cement
- industry, 44-250, 44-250B
- production, shipments, sales and stocks, 44-001
- Cement, 44-001**
- Census agglomerations. *See also* Urban areas.
- definition, delineation, concept, 99-973
- geographical classification, 12-571 to 12-573
- index to data, 11-515
- 1981 census, 99-918
- 1986 and 1981 censuses, 1986 census, 99-105E
- 1986 census, 99-106E, 99-126
- population, 1981 census, 94-947
- population and population rank, 1986 census, 92-104
- population, dwellings, households, and families, 1981 census, 95-903, 95-944
- population, dwellings, households, families and land area, 1986 census, 94-127
- programme, 1941-1981, 99-978
- reference maps, 1981 census, 99-906
- reference maps, 1986 census, 99-116
- street indexes, 1981 census, 94-951 to 94-988
- Census agglomerations with components: population, occupied private dwellings, private households and census and economic families in private households: selected social and economic characteristics, 1981 census, 95-944**
- Census divisions
- geographical classification, 12-571 to 12-573
- land area, 1981 census, 98-901 to 98-912
- 1981 census, 99-909 to 99-912, 99-914 to 99-917
- 1986 and 1981 censuses, 1986 census, 99-106E
- 1986 census, 99-117 to 99-120, 99-122 to 99-125
- population and population rank, 1986 census, 92-101
- population, dwellings, households, and families, 1981 census, 95-902, 95-942, 95-983 to 95-994
- population, dwellings, households, families and land area, 1986 census, 94-101 to 94-123
- population estimates, 1976-1981, 91-521
- reference maps, 1981 census, 99-907
- reference maps, 1986 census, 99-115
- Census divisions and subdivisions, 1986 census, 92-101, 99-117 to 99-120**
- Census divisions and subdivisions, population, occupied private dwellings, private households and census and economic families in private households: selected social and economic characteristics, 1981 census, 95-983 to 95-994**
- Census divisions and subdivisions: population, occupied private dwellings, private households, census families in private households: selected characteristics, 1981 census, 98-901 to 98-912**
- Census divisions: population, occupied private dwellings, private households and census and economic families in private households: selected social and economic characteristics, 1981 census, 95-942**
- Census divisions: population, occupied private dwellings, private households, census families in private households: selected characteristics, 1981 census, 95-902**
- Census education information, an inventory, 1981 census, 99-954E**
- Census families in private households: income: Canada, provinces, urban size groups, rural non-farm and rural farm, 1981 census, 92-936**
- Census families in private households: persons, children at home, structure and type, living arrangements: Canada, provinces, urban size groups, rural non-farm and rural farm, 1981 census, 92-905**
- Census families in private households: selected characteristics: Canada, provinces, 1981 census, 92-935**
- Census forms. *See also* Censuses.
- inventory index, 12-205S
- inventory (microfiche), 12-205
- 1981 census, 99-902, 99-903
- Census geostatistical areas. *See* Geostatistical areas.
- Census metropolitan area/census agglomeration program: a review, 1941-1981, 99-978**
- Census metropolitan areas. *See also* Urban areas.



- definition, delineation, concept, 99-973
- geographical classification, 12-571 to 12-573
- growth, 1981 census, 99-942
- index to data, 11-515
- 1981 census, 99-918
- 1986 and 1981 censuses, 1986 census, 99-105E
- 1986 census, 99-106E, 99-121, 99-126
- population, 1981 census, 94-947
- population and population rank, 1986 census, 92-104
- population, dwellings, households, families and land area, 1986 census, 94-127
- population, dwellings, households, and families, 1981 census, 95-903, 95-943
- programme, 1941-1981, 99-978
- reference maps, 1981 census, 99-906, 99-919 to 99-930
- reference maps, 1986 census, 99-116
- street indexes, 1981 census, 94-951 to 94-988
- Census metropolitan areas and census agglomerations,** 1986 census, 92-104, 99-126
- Census metropolitan areas and census agglomerations: a 1986 and 1981 comparison,** 1986 census, 99-105E
- Census metropolitan areas and census agglomerations, part 1,** 1986 census, 94-127
- Census metropolitan areas and census agglomerations with components: population, occupied private dwellings, private households, census families in private households: selected characteristics,** 1981 census, 95-903
- Census metropolitan areas with components: population, occupied private dwellings, private households and census and economic families in private households: selected social and economic characteristics,** 1981 census, 95-943
- Census of Agriculture** 1986, user's guide, 96-101
- Census subdivisions**
  - changes to boundaries, status and names, 12-201
  - geographical classification, 12-201, 12-571 to 12-573
  - in alphabetical order, 1981 census, 94-905
  - in decreasing population order, 1981 census, 94-905
  - index to data, 11-515
  - land area, 1981 census, 98-901 to 98-912
  - 1981 census, 99-909 to 99-912, 99-913, 99-914 to 99-917
  - 1986 and 1981 censuses, 1986 census, 99-106E
  - 1986 census, 99-117 to 99-120, 99-121, 99-122 to 99-125
  - of over 5,000 population, population, dwellings, households, and families, 1981 census, 95-904, 95-945, 95-983 to 95-994
  - population, 1986 census, 92-102
  - population and population rank, 1986 census, 92-101
  - population counts, 1976 and 1981, 1981 census, 99-908
  - population, dwellings, households, and families, 1981 census, 95-983 to 95-994
  - population, dwellings, households, families and land area, 1986 census, 94-101 to 94-123
  - reference maps, 1981 census, 99-907
  - reference maps, 1986 census, 99-115
  - street indexes, 1981 census, 94-951 to 94-988
- Census subdivisions in decreasing population order,** 1981 census, 94-905
- Census subdivisions of 5,000 population and over: population, occupied private dwellings, private households and census and economic families in private households: selected social and economic characteristics,** 1981 census, 95-945
- Census subdivisions of 5,000 population and over: population, occupied private dwellings, private households, census families in private households: selected characteristics,** 1981 census, 95-904
- Census tract programme: a review, 1941-1981,** 99-977
- Census tracts**
  - 1981 census, 99-913, 99-914 to 99-917
  - 1986 and 1981 censuses, 1986 census, 99-106E
  - 1986 census, 99-121, 99-122 to 99-125
  - population distribution and growth, 1976-1981, 1981 census, 94-911 to 94-946
  - population, dwellings, families, labour force, income, and social and cultural characteristics, 1986 census, 95-101 to 95-174
  - population, dwellings, households, and families, 1981 census, 95-905 to 95-940, 95-946 to 95-981
  - programme, 1941-1981, 99-977
  - reference maps, 1981 census, 94-911 to 94-946
  - street indexes, 1981 census, 94-951 to 94-988
- Census tracts, 1986 census,** 99-121, 95-101 to 95-174
- Census tracts: population, occupied private dwellings, private households and census and economic families in private households: selected social and economic characteristics,** 1981 census, 95-946 to 95-981
- Census tracts: population, occupied private dwellings, private households, census families in private households: selected characteristics,** 1981 census, 95-905 to 95-940
- Censuses.** *See also* Census forms; Housing; Population.
  - dictionary, 1981 census, 99-901
  - dictionary, 1986 census, 99-101E
  - methodology, 1981 census, 99-902, 99-903
  - products and services, 1986 census, 99-102E, 99-103E
- Cereal foods.** *See also* Grains.
  - industry, 32-250, 32-250B
- Cereal grains.** *See* Grains.
- Cereals and oilseeds review,** 22-007
- Certificates.** *See* Diplomas and certificates.
- Chain stores.** *See also* Department stores.
  - retail, 63-210
  - sales, by kind of business, 63-005
- Changes in income in Canada, 1970-1980,** 1981 census, 99-941
- Changes in the distribution of wealth in Canada, 1970-1984,** 13-588 no. 1
- Changes to municipal boundaries, status and names,** 12-201
- The changing labour market for postsecondary graduates, 1975- 1984,** 89-518
- The changing profile of the Canadian pig sector,** 21-601E no. 9
- Characteristics of farm entrants and their enterprises in Southern Ontario for the years 1966 to 1976,** 21-601E no.
- Charter banks.** *See* Banks.
- Charter flights.** *See* Air charters.
- Charting Canadian incomes, 1951-1981,** 13-581E
- Che-Alford, J.,** 99-945
- Cheese**
  - processed, production and inventories, 32-024
  - production and stocks, 23-001
- Chemical and chemical products industries,** 46-250, 46-250B
- Chemicals.** *See also* Industrial chemicals.
  - industries, 46-250, 46-250B
- Chewing gum**
  - industry, 32-250, 32-250B
- Chickens.** *See* Hens and chickens.
- Child care.** *See* Day care.
- Child tax credit.** *See* Family allowances.
- Children,** 99-955

- care arrangements, 71-601 no. 31
- estimates, 91-204
- Children's clothing
  - industry, 34-252, 34-252B
- Chips, Potato. **See** Snack food.
- Chocolate. **See also** Cocoa.
  - industry, 32-250, 32-250B
- Chronic care. **See** Special care.
- Cider. **See also** Wines.
  - industry, 32-251, 32-251B
- Cigarettes. **See** Tobacco products.
- Cigars. **See** Tobacco products.
- Cinemas. **See** Motion-picture theatres.
- Cities and towns. **See** Urban areas.
- Citizenship. **See also** Immigrants.
  - guide to data, 1981 census, 99-946
  - 1981 census, 92-913, 99-950, 99-952
- The citizenship characteristics of the Canadian population:**
  - 1981 census, 99-950
- Civil aviation. **See** Air transport.
- Civil courts in Canada**, 85-509
- Civil law
  - federal and provincial legislation, 85-509
- Civil service. **See** Public administration.
- Clark, W.**, 81-572E
- Classification. **See also** Geographical classification; Harmonized System.
  - corporations, 61-207, 61-207P
  - diagnostic, therapeutic and surgical procedures, 82-562E (1986)
  - export, 12-578E
  - export, alphabetical index, 12-579E
  - industrial, 12-501E, 12-501E Suppl.
  - industrial, for companies and enterprises, 12-570E
  - industries, 1981 census, 92-921, 92-922, 92-923, 92-924, 92-925, 93-961 to 93-972
  - occupational, 12-565E
  - occupations, 1981 census, 92-917, 92-918, 92-919, 92-920, 92-923, 92-930, 93-961 to 93-972
- Clay products
  - industries, 44-250, 44-250B
- Cleaning compounds. **See** Soaps.
- Clocks and watches
  - industry, 47-250, 47-250B
- Cloth
  - industry, 34-250, 34-250B
- Clothing. **See also** Footwear; Furs; Leather; Men's clothing; Textiles.
  - consumer price index, 62-001
  - industries, 34-252, 34-252B
  - occupational, industry, 34-252, 34-252B
- Clothing industries**, 34-252, 34-252B
- Coaches. **See** Buses.
- Coal. **See also** Coal products; Mining; Non-metallic minerals.
  - production, exports, imports and disposition, 45-002
  - production, exports, supply and disposition, 26-206
- Coal and coke statistics**, 45-002
- Coal mines**, 26-206
- Coal products. **See also** Asphalt; Coal; Coke; Mineral products; Petroleum products.
  - industries, 45-250, 45-250B
- Coastwise shipping statistics**, 54-210
- Coats
  - industry, 34-252, 34-252B
- Cocoa. **See also** Chocolate.
  - production and stocks, 32-025
- Coffee
  - industry, 32-250, 32-250B
  - production and stocks, 32-025
- Coffins
  - industry, 35-250, 35-250B
- Coke
  - production, consumption and stocks, 26-206
  - stocks and disposition, 45-002
- Cold storage. **See** Food storage.
- Coldman, A.**, 82-544
- Collective dwellings
  - by type, 1981 census, 92-903
  - 1986 census, 93-104
- Commerce. **See** Trade.
- Commercial printing. **See** Printing.
- Commercials. **See** Advertising.
- Commodities. **See also** Exports; Food; Freight; Imports; Livestock; Manufacturing; Trade.
  - classification, Harmonized System, 12-578E
  - classification, Harmonized System, alphabetical index, 12-579E
  - exports, 65-004
  - imports, 65-007
  - shipped by manufacturers, 31-211
- Commodity classification. **See** Classification.
- Commodity programs in the United States, Summary of**, 21-601E, no. 7
- Common-law marriages, 99-955, 99-963
- Communications, 11-402E, 11-403E, 56-001. **See also** Broadcasting; Telecommunications.
- Communications**, 56-001
- Communications equipment. **See also** Electronic equipment; Telecommunications equipment.
  - domestic, 64-202, 64-601
  - industry, 43-250, 43-250B
- Community colleges. **See also** Vocational training.
  - educational staff, 81-254
  - enrolment and graduates, 81-222
- Community colleges and related institutions, postsecondary enrolment and graduates**, 81-222
- Companies. **See** Enterprises.
- Composers. **See** Musicians.
- Compressors, pumps and fans
  - industry, 42-250, 42-250B
- Computer service industry**, 63-222
- Computer services. **See also** Computers.
  - industry, 63-222
- Computers. **See also** Computer services; Electronic equipment.
  - industry, 43-250, 43-250B
- Concentration
  - industrial, in manufacturing, mining and logging industries, 31-402, 31-402P
- Concepts and definitions
  - 1981 census, 99-901
  - 1986 census, 99-101E
- Concrete
  - and concrete products, industries, 44-250, 44-250B
- Confectionery
  - industry, 32-250, 32-250B
- Consolidated government finance**, 68-202
- Construction, 11-010, 11-402E, 64-003. **See also** Building
  - permits; Capital expenditure; Contracting; Non-residential construction; Repair construction; Residential construction.
  - fixed capital flows and stocks, historical data, 13-568
  - historical statistics, 11-210
  - value of work performed, 64-201, 64-204 to 64-210
- Construction equipment



- industry, 42-250, 42-250B
- Construction in Canada**, 64-201
- Construction materials. *See also* Building board; Cement; Clay products; Concrete; Lime; Lumber; Mineral products; Refractories; Roofing; Sand and gravel; Stone.
- industries, 44-250, 44-250B
- production, 26-202, 26-225
- Construction price indexes, 62-007
- Construction price statistics**, 62-007
- Construction statistics**, 64-003
- Construction type plywood**, 35-001
- Consulting
- management, small business profile, Canada and provinces, 61-601 to 61-613
- Consumer price index, 62-001, 62-010, 62-553, 62-557E, 62-602, 62-606E
- teaching kit, 62-603E
- The consumer price index**, 62-001
- The consumer price index for Canada : a comparison of the 1978 and the 1982 primary classification systems**, 62-606E
- The consumer price index reference paper: updating based on 1982 expenditures**, 62-553
- Consumer prices and price indexes**, 62-010
- Consumption of containers and other packaging supplies by the manufacturing industries**, 31-212
- Consumption of purchased fuel and electricity by the manufacturing, mining, logging and electric power industries**, 57-208
- Containerized freight. *See* Freight.
- Containers. *See also* Bags; Bottles; Boxes.
- consumption by manufacturing industries, 31-212
  - glass, industry, 44-250, 44-250B
  - metal, industry, 41-251, 41-251B
- Contracting. *See also* Construction.
- electrical, establishments, output, labour, revenue and expenditure, 64-205
  - heavy engineering construction, establishments, output, labour, revenue and expenditure, 64-209
  - highway construction, establishments, output, labour, revenue and expenditure, 64-206
  - mechanical, establishments, output, labour, revenue and expenditure, 64-204
  - non-residential construction, establishments, output, labour, revenue and expenditure, 64-207
  - residential construction, establishments, output, labour, revenue and expenditure, 64-208
  - special trade, establishments, output, labour, revenue and expenditure, 64-210
- Contractors. *See* Contracting.
- The control and sale of alcoholic beverages in Canada**, 63-202
- Cookies. *See* Biscuits.
- Co-operative banks. *See* Credit unions.
- Copper
- prices, 26-201
  - production and shipments, 26-223
  - rolling, casting and extruding industry, 41-250, 41-250B
- Cordage and twine. *See* Textile products.
- Corporation financial statistics**, 61-207
- Corporation financial statistics, preliminary data on matched corporations**, 61-207P
- Corporation taxation statistics**, 61-208
- Corporation taxation statistics, preliminary data for income taxes and provincial allocation of taxable income**, 61-208P
- Corporation taxes, 61-208, 61-208P
- Corporations. *See also* Foreign control; Industrial corporations; Ownership.
- by industry, financial statistics, 61-003, 61-003P, 61-207, 61-207P
  - financial statistics, 61-210
  - foreign control and ownership, 61-210
  - industrial classification, financial statistics, 61-207, 61-207P
  - ownership and control, 61-517
  - taxation statistics, 61-208, 61-208P
- Corrections, 85-002. *See also* Criminal justice; Offenders.
- adult services, 85-211
  - staff murdered, 85-209
- Corrugated boxes and wrappers**, 36-004
- Cost of living index. *See* Consumer price index.
- Courts, 85-002. *See also* Justice; Juvenile courts.
- Crackers. *See* Biscuits.
- Crafts. *See* Visual arts.
- Cream
- sales, 23-001
- Credit unions
- financial statistics, 61-006
  - financial statistics and membership, 61-209
- Credit unions**, 61-209
- Crew, M.**, 99-952, 99-954E
- Crime victims. *See* Victims.
- Crimes, 11-511E, 85-002, 85-205. *See also* Drug offences; Offenders; Property crimes; Victims; Violent crimes.
- and women, 89-503E
  - committed by juveniles, 85-522
  - trends, 11-008E
- Criminal injuries compensation**, 86-502
- Criminal justice, 85-002. *See also* Corrections; Law enforcement.
- Criminals. *See* Offenders.
- Crop spraying. *See also* Agricultural chemicals; Crops.
- 1981 census, 96-901 to 96-911
  - 1986 census, 96-102 to 96-112
- Crops. *See also* Crop spraying; Farms; Fertilizers; Field crops; Fruits; Horticultural crops; Land; Vegetables.
- farm cash receipts, 21-001
  - farm product price index, 62-003
  - 1981 census, 96-901 to 96-911
  - 1986 census, 96-102 to 96-112
  - production, disposition and consumption, 21-522E
  - reporting service, history, 21-602E no. 9
- Crude oil. *See* Oil.
- The crude petroleum and natural gas industry**, 26-213
- Crude petroleum and natural gas production**, 26-006
- Culture, 11-402E, 11-403E. *See also* Arts; Heritage
- resources; Multiculturalism.
  - economic impact, 87-532
  - government expenditures, 87-206
  - government support, 87-527
  - statistical profile, 87-527
- Culture communiqué**, 87-001
- Culture statistics, book publishing in Canada**, 87-210
- Culture statistics, film industry, tables, distribution, exhibition (regular theatres and drive-ins)**, 87-204
- Culture statistics, government expenditures on culture in Canada, preliminary statistics**, 87-206
- Culture statistics, heritage institutions, museums, parks, historic sites, archives, other related institutions (e.g. zoos, botanical gardens, exhibition centers)**, 87-207
- Culture statistics, performing musicians and composers, 1982**, 87-530
- Culture statistics, periodical publishing, preliminary**



statistics, 87-203

**Culture statistics, sound recording preliminary statistics,** 87-202

**Culture statistics, television viewing in Canada,** 87-208

**Culture statistics, the economic impact of the arts and culture sector,** 87-532

Customs duties, 65-203. **See also** Imports.

Cutlery. **See** Hardware.

## D

**The daily,** 11-001E

Dairy products. **See also** Butter; Cheese; Cream; Ice cream; Milk; Yogurt.

consumption, 32-229

data collection and estimating procedures, 21-602E no. 2

industry, 32-250, 32-250B

production, stocks and sales, 23-001

stocks in cold storage, 32-217

**The dairy review,** 23-001

**Data collection and estimating procedures of the Animal Products Unit,** 21-602E no. 2

Data quality

1981 census, 99-902, 99-903

1981 census of agriculture, 96-918

unoccupied dwellings, 1981 census, 99-980

Day care, 71-601 no. 31

Deaths, 84-204, 91-210. **See also** Homicides; Mortality; Separations (Hospitals); Stillbirths.

causes, 84-206

causes, Canada and provinces, by sex and age, 84-203

rates, historical tables, 89-506

**Decade of education finance,** 81-560

Defence, 11-402E, 11-403E

Definitions. **See** Concepts and definitions.

Degrees, 81-204, 81-220. **See also** Diplomas and certificates;

Graduates; Schooling level; Universities.

diplomas and certificates, inventory of census information, 1981 census, 99-954E

**Demers, L.,** 99-960

**Demographic and health indicators: presentation and interpretation,** 82-543E

Demography. **See** Population.

**Department store monthly sales, by province and metropolitan area,** 63-004

**Department store sales and stocks,** 63-002

Department stores

monthly sales, by province and metropolitan area, 63-004

retail, 63-210

sales and stocks, 63-002

Depreciation. **See also** Capital.

historical data, 13-568

Detergents. **See** Soaps.

**Development and design of survey questionnaires,** 12-519E

Diagnosis. **See also** Health care.

classification, 82-562E (1986)

**Dictionary,** 1986 census, 99-101E

Dies, moulds, and patterns

metal, industry, 41-251, 41-251B

**Diewert, W. E.,** 62-602

Diplomas and certificates. **See also** Degrees; Graduates.

granted by universities, 81-204

**Direct selling in Canada,** 63-218

**Directory of federal government scientific & technological establishments,** 88-206E

**Directory of survey organizations,** 11-610

Disability

survey, 82-555E, 82-563E

Disabled. **See** Handicapped.

Discharges, Hospital. **See** Separations (Hospitals).

Discs. **See** Records.

Displays. **See** Signs and displays.

Distillery products. **See** Spirits.

**The distribution of wealth in Canada, 1984,** 13-580

Divorce law, 89-502E

**Divorce: law and the family in Canada,** 89-502E

Divorces, 84-205. **See also** Marital status; Marriages.

and separations, 91-209E, 99-955, 99-963

Doctoral graduates

postgraduation plans, 81-259

**Domestic and foreign control of manufacturing, mining and logging establishments in Canada,** 31-401, 31-401P

**Domestic travel, Canadians travelling in Canada,** 87-504

Doors and windows. **See also** Metal products; Millwork.

metal, industry, 41-251, 41-251B

wooden, industry, 35-250, 35-250B

**Down, J. B.,** 21-601E no. 6

Dresses

industry, 34-252, 34-252B

Drilling. **See also** Mining; Natural gas; Oil wells.

non-metal mines, 26-224

Drinks. **See** Beverages.

Drive-in theatres. **See** Motion-picture theatres.

Driver's licences. **See** Licences and permits.

Drug offences, 85-205. **See also** Drugs.

Drug stores. **See also** Drugs.

retail trade, operating results, 63-607

Drugs. **See also** Drug offences; Drug stores.

industry, 46-250, 46-250B

Dry beans

consumption, 32-229

Dry cleaners. **See** Laundries and cleaners.

Dry peas

consumption, 32-229

**Dubuisson, R.,** 99-973, 99-977

Dwellings, 63-224. **See also** Collective dwellings; Household facilities; Households; Living arrangements; Mobile homes; Residential construction.

CAs, 1981 census, 95-944

CDs, 1981 census, 95-902, 95-942

CDs and CSDs, 1981 census, 95-983 to 95-994, 98-901 to 98-912

CDs and CSDs, 1986 census, 94-101 to 94-123

CMAAs, 1981 census, 95-943

CMAAs and CAs, 1981 census, 95-903

CMAAs and CAs, 1986 census, 94-127

CSDs, CDs, CMAAs, CAs, urban areas and rural areas, by province, 1986 census, 92-109 to 92-120

CSDs of over 5,000 population, 1981 census, 95-904, 95-945

CTs, 1981 census, 95-905 to 95-940, 95-946 to 95-981

CTs, 1986 census, 95-101 to 95-174

FEDs, 1981 census, 95-901, 95-941

FEDs, 1986 census, 92-102, 94-125

FEDs and EAs, 1986 census, 92-103

by type and tenure, 1981 census, 92-903

by type and tenure, 1986 census, 93-104

construction, 64-003

construction, starts and completions, 64-002

cost data, editing and imputation strategies, 1981 census, 99-943

facilities, 64-202, 64-601

for EA's by FED, 1981 census, 94-906

1981 census, 99-959E, 99-980  
 1986 census, 93-104  
 selected characteristics, 1981 census, 92-932, 92-933  
 selected characteristics, province and census districts, 1981  
 census, 93-913 to 93-924, 93-937 to 93-948  
 selected social and economic characteristics, by Labour Force  
 Survey economic regions, 1981 census, 93-975  
 unoccupied, data limitations, 1981 census, 99-980

**Dwellings and households, part I, 1986 census, 93-104**

Dyeing and finishing  
 industry, 34-251, 34-251B

## E

Earnings, 72-005. *See also* Employment; Salaries and wages.  
 by industry and province, 72-002  
 by occupation, 1981 census, 92-930  
 by province and census districts, 1981 census, 93-961 to  
 93-972  
 by selected characteristics, 1981 census, 92-931  
 distribution, 1981 census, 92-929  
 hourly, 71-601 no. 38  
 men and women, 13-217  
 women, 71-534  
 women, 1981 census, 99-940

**Earnings of men and women, 13-217**

Ecology. *See* Environment.

Economic conditions, 11-010, 11-402E, 11-403E, 11-511E. *See also* Economic indicators; Social conditions.

**Economic families in private households: income and selected characteristics: Canada, provinces, urban size groups and rural, 1981 census, 92-937**

Economic indicators, 11-001E, 11-002E, 11-010, 11-402E, 63-224. *See also* Economic conditions; Indexes; National accounts.

historical statistics, 11-210

Edible oils. *See* Oils and fats.

Education, 11-402E, 11-403E, 11-511E, 81-002, 81-220. *See also* Educational institutions; Elementary education; Language education; Postsecondary education; Schooling level; Secondary education.

and labour force participation, income, occupation, historical data, 13-579, 13-579S

consumer price index, 62-001

demographic profile, historical data, 13-579, 13-579S

economic aspects, 1981 census, 99-938

finance, 81-208, 81-220, 81-229

finance, historical statistics, 81-560

historical statistics, 81-569

inventory of census information, 1981 census, 99-954E

native peoples, 1981 census, 99-937

1981 census, 99-938, 99-959E

trends, 11-008E

women, 89-503E

**Education in Canada, a statistical review, 81-229**

**Education statistics bulletin, 81-002**

**Education statistics for the seventies, 1979, 81-569**

Educational attainment. *See* Schooling level.

Educational institutions, 81-229. *See also* Community colleges; Education; Enrolment; Universities.

by type, 81-220

**Educational staff of community colleges and vocational schools, 81-254**

Eggs. *See also* Hens and chickens; Poultry.

consumption, 32-229

data collection and estimating procedures, 21-602E no. 2

production, disposition and prices, 23-202

production, stocks and prices, 23-003

Elderly. *See also* Old age security; Social allowances; Special care.

demographic trends, teaching kit, 11-519E

income and household facilities, 13-218

lifestyle and support systems, 11-612E no. 1

living alone, 1981 census, 99-934

living alone, teaching kit, 11-518E

living arrangements, teaching kit, 11-519E

longevity and health, 89-515

mental health, 83-204

**The elderly in Canada, a family studies teaching kit, 11-519E**

Electric appliances, 64-202, 64-601

**Electric lamps, light bulbs and tubes, 43-009**

Electric lighting

industry, 43-250, 43-250B

light bulbs and tubes, sales, 43-009

Electric power. *See also* Electricity; Power plants.

capability and load, 57-204

generation, and imports and exports, 57-001

generation, sales, financial data, 57-202

inventory of generating plants and equipment, 57-206

**Electric power statistics, 57-001**

**Electric power statistics. Volume I, Annual electric power survey of capability and load, 57-204**

**Electric power statistics. Volume II, Annual statistics, 57-202**

**Electric power statistics. Volume III, Inventory of prime mover and electric generating equipment, 57-206**

Electric wires and cables. *See* Wires and cables.

**Electrical and electronic products industries, 43-250, 43-250B**

Electrical appliances, 64-202

domestic, production and shipments, 43-003

industry, 43-250, 43-250B

production, sales and stocks, 43-010

Electrical contracting. *See* Contracting.

Electrical equipment. *See also* Batteries; Communications

equipment; Electric lighting; Electrical appliances; Electrical

industrial equipment; Electronic equipment; Office machines;

Radio and television sets; Sound equipment; Wires and

cables.

industries, 43-250, 43-250B

Electrical industrial equipment

industry, 43-250, 43-250B

**Electrical trade contractors, 64-205**

Electricity. *See also* Electric power.

bills, 57-203

commercial bills, 57-203

consumption, by industry, 57-208

industrial bills, 57-203

residential bills, 57-203

**Electricity bills for domestic, commercial and small power service, examples of the applications of rates, 57-203**

Electronic equipment. *See also* Communications equipment; Computers.

industry, 43-250, 43-250B

Elementary education

enrolment, 81-210

finance, 81-208

finance, historical statistics, 81-560

historical statistics, 81-569

inventory of census information, 1981 census, 99-954E

**Elementary-secondary school enrolment, 81-210**

Emergency services

hospital, 83-002



- Emigrants, 91-210. **See also** Emigration.
- Emigration. **See also** Emigrants; Migration.  
estimation methods, 91-528E
- Employed. **See also** Employment.  
by industry, 1981 census, 92-924  
by occupation, 1981 census, 92-919  
multiple jobholders, 71-601 no. 44  
1981 census, 92-915  
place of work, CAs, 1981 census, 92-909  
place of work, CMAs and CSDs, 1981 census, 92-908
- Employee benefits. **See also** Employment; Pensions.  
pension plans, 74-401  
pension plans, financial statistics, 74-001, 74-201
- Employment, 11-010, 11-402E, 11-403E, 11-511E, 71-001, 71-001P. **See also** Absence from work; Earnings; Employed; Employee benefits; Full-time employment; Hours worked; Job search; Labour; Labour force; Labour market; Occupations; Part-time employment; Unemployment.  
air carriers, 51-002  
annual averages, 71-529  
by demographic characteristics and industry, 71-601 no. 33  
by industry and province, 72-002  
employment/population ratio, historical statistics, 71-201  
federal government, 72-004  
federal government, in metropolitan areas, 72-205  
full-time and part-time, by school attendance, age and sex, 1981 census, 92-916  
historical statistics, 11-210, 71-201  
local government, 72-009  
musicians and composers, 87-530  
native peoples, 1981 census, 99-937  
postsecondary graduates, 81-572E, 89-518  
professional, 1981 census, 99-951  
provincial and territorial government, 72-007  
railways, 52-215  
trends, 11-008E  
university graduates, by occupation and industry, 89-501E  
women, 71-534  
women's work interruptions, 99-962  
work interruptions, 99-955
- Employment agencies, 63-231
- Employment, earnings and hours, preliminary data**, 72-002
- Employment income. **See** Earnings.
- Energy, 11-010, 11-402E, 11-511E. **See also** Electric power; Energy consumption; Fuel.  
historical statistics, 11-210  
supply and demand, 57-003
- Energy consumption, 57-003. **See also** Energy.
- Engineering construction. **See also** Highway construction.  
contractors, establishments, output, labour, revenue and expenditure, 64-209
- Engineering instruments. **See** Scientific equipment.
- Engineers  
establishments, 63-537
- Enrolment, 81-220, 81-229. **See also** Educational institutions  
School attendance.  
community colleges, 81-222  
elementary and secondary schools, 81-210  
universities, 81-204
- Enterprises. **See also** Corporations; Foreign control; Government enterprises; Industrial enterprises; Ownership; Small businesses.  
capital expenditure, by country of control, 61-215  
classification, 12-570E  
expenditure, intentions, 61-205, 61-206
- Enumeration area reference list: census divisions and subdivisions, urban and rural**, 1981 census, 99-909 to 99-912
- Enumeration area reference list: census metropolitan areas and census agglomerations, components**, 1981 census, 99-918
- Enumeration area reference list: census tracts**, 1981 census, 99-913
- Enumeration area reference list: provincial census tracts**, 1981 census, 99-914 to 99-917
- Enumeration areas  
by FED, population and dwelling counts, 1981 census, 94-906  
1981 and 1976 censuses, 1981 census, 94-901  
1981 census, 99-909 to 99-912, 99-913, 99-914 to 99-917, 99-918  
1986 census, 99-117 to 99-120, 99-121, 99-122 to 99-125, 99-126  
population and dwellings, 1986 census, 92-103  
street indexes, 1981 census, 94-951 to 94-988
- Environment, 11-402E, 11-403E, 11-511E  
and human activity, 11-509E
- Environmental information systems, 11-510
- Equipment. **See** Machinery and equipment.
- Equivalent 1981 and 1976 enumeration areas**, 1981 census, 94-901
- Error evaluation. **See** Data quality.
- Estimates of families for Canada and the provinces**, 91-204
- Estimates of labour income**, 72-005
- Ethnicity, 11-403E. **See also** Birthplace; Immigrants; Multiculturalism; Native peoples; Population; Religion; Visible minorities.  
by province and census districts, 1981 census, 93-925 to 93-936  
guide to data, 1981 census, 99-949  
Muslims, 1981 census, 99-958  
1981 census, 92-911, 99-957
- Expenditure, 11-511E. **See also** Capital expenditure; Family expenditure; Government expenditure; Income; National income and expenditure; Prices.  
exploration, development and capital expenditure, for mining and petroleum and natural gas wells, intentions, 61-216  
personal, 13-001, 63-224
- Exploration, development and capital expenditures for mining and petroleum and natural gas wells, intentions**, 61-216
- Export classification. **See** Classification.
- Exports. **See also** Commodities.  
by commodity, 65-001P  
by commodity, country and trading area, 65-004  
by trading area, country, commodity, and province of origin, 65-001, 65-003  
by trading area, country, stage of fabrication by province of clearance and origin, commodity, and mode of transport, 65-202  
classification, 12-578E  
classification, alphabetical index, 12-579E  
to U.S.A., 65-003, 65-202
- Exports by commodity**, 65-004
- Exports by country**, 65-003
- Exports, merchandise trade**, 65-202
- Extended care. **See** Special care.
- External affairs, 11-402E, 11-403E. **See also** International trade.
- External trade. **See** International trade.



## F

Fabricated metal products. **See** Metal products.

**Fabricated metal products industries**, 41-251, 41-251B

**Factory sales of electric storage batteries**, 43-005

**Factory shipments of high pressure decorative laminate sheet**, 47-005

**Families**, 11-511E, 99-955. **See also** Children; Family households; Husbands; Lone-parent families; Unattached individuals; Wives.

CAs, 1981 census, 95-944

CDs, 1981 census, 95-902, 95-942

CDs and CSDs, 1981 census, 95-983 to 95-994, 98-901 to 98-912

CDs and CSDs, 1986 census, 94-101 to 94-123

CMAs, 1981 census, 95-943

CMAs and CAs, 1981 census, 95-903

CMAs and CAs, 1986 census, 94-127

CSDs of over 5,000 population, 1981 census, 95-904, 95-945

CTs, 1981 census, 95-905 to 95-940, 95-946 to 95-981

CTs, 1986 census, 95-101 to 95-174

FEDs, 1981 census, 95-901, 95-941

FEDs, 1986 census, 94-125

and divorce, 89-502E

and women, 89-503E

demographic trends, teaching kit, 11-520E

estimates, 91-204

estimation methods, 91-528E

food expenditure, 62-554

housing and home ownership, teaching kit, 11-517E

income and household facilities, 13-218

labour force characteristics, 71-533

lone-parent, 1981 census, 99-933

low income, labour force characteristics, 71-601 no. 40

native peoples, 1981 census, 99-937

1986 census, 93-104, 93-106

relationship to person 1, processing procedures and results, 1981 census, 99-944

selected characteristics, province and census districts, 1981 census, 93-913 to 93-924

selected social and economic characteristics, by Labour Force Survey economic regions, 1981 census, 93-975

trends, 11-008E

young, home-ownership, 1981 census, 99-939

**Families, part 1**, 1986 census, 93-106

Family allowances, 86-508

**Family characteristics and labour force activity, annual averages, 1977-1984**, 71-533

Family expenditure, 62-555 **See also** Lifestyle.

food, 62-554

**Family expenditure in Canada**, 62-555

**Family food expenditure in Canada**, 62-554

Family History Survey, 99-955, 99-961 to 99-963

**Family History Survey: preliminary findings**, 99-955

Family households. **See also** Families.

by number of persons, children at home, dwelling structure and type, and living arrangements, 1981 census, 92-905

income, 1981 census, 92-936

income and selected characteristics, 1981 census, 92-937

income, by province and census districts, 1981 census, 93-949 to 93-960

1981 census, 92-904

1986 census, 93-104, 93-106

selected characteristics, 1981 census, 92-935

selected characteristics, province and census districts, 1981 census, 93-937 to 93-948

Family income. **See also** Working wives.

by income earner, 13-217

by province and census districts, 1981 census, 93-949 to 93-960

distribution, 13-206 to 13-208, 13-580

lone-parent families, 1981 census, 99-933

1981 census, 92-936, 92-937, 99-959E

1970-1980, 1981 census, 99-941

**Family incomes, census families**, 13-208

Family planning. **See** Birth control.

Family wealth

and working wives, 13-578

Fans, Industrial. **See** Compressors, pumps and fans.

Farm capital

and debt, 21-603E

1981 census, 96-901 to 96-911, 96-920

1986 census, 96-102 to 96-112

Farm cash receipts, 21-001, 21-603E

**Farm cash receipts**, 21-001

Farm equipment

industry, 42-250, 42-250B

1981 census, 96-915

on farms, 1981 census, 96-901 to 96-911

on farms, 1986 census, 96-102 to 96-112

Farm expenses, 21-603E. **See also** Farm income.

farm input price index, 62-004

1981 census, 96-901 to 96-911, 96-920

1986 census, 96-102 to 96-112

treatment of house rents in farm accounts, 21-601E no. 10

Farm income, 21-603E. **See also** Farm cash receipts; Farm expenses.

direct government payments, 21-601 no. 5, 21-603E

methodology, 21-601E no. 10

1981 census, 96-920

**Farm input price index**, 62-004

Farm labour

1981 census, 96-901 to 96-911, 96-920

1986 census, 96-102 to 96-112

Farm land. **See** Land.

Farm machinery. **See** Farm equipment.

Farm operators. **See** Farmers.

Farm price indexes, 62-003, 62-004

**Farm product price index**, 62-003

Farm production indexes, 21-603E

Farm products. **See** Agricultural products.

Farm wages. **See** Farm labour.

Farmers

characteristics, 1981 census, 96-901 to 96-911, 96-920

characteristics, 1986 census, 96-102 to 96-112

entrants into agriculture, 21-601E no. 6

Farming. **See** Agriculture.

**Farming facts, statistical insights on crops, livestock, poultry, farm income, investment and expenses**, 21-522E

**Farms. See also** Agriculture; Crops; Livestock.

by sales class, 1981 census, 96-919

by sales class and product type, 1981 census, 96-917

investment and operational data, 21-522E

land area and use, 1981 census, 96-916

1981 census, 96-901 to 96-911, 96-920

1986 census, 96-102 to 96-112

Fasteners, Clothes. **See** Buttons, buckles, fasteners.

Fasteners, Industrial. **See** Wire.

Fats. **See** Oils and fats.

Federal electoral districts. **See also** Geographical classification; Geostatistical areas; Small area data.

- population and dwelling counts, 94-906
- population and dwellings, 1986 census, 92-102, 92-103
- population counts, 1976 and 1981, 1981 census, 99-908
- population, dwellings, households, and families, 1981 census, 95-901, 95-941
- population, dwellings, households, and families, 1986 census, 94-125
- street indexes, 1981 census, 94-951 to 94-988
- Federal electoral districts**, 1986 census, 92-102
- Federal electoral districts and census enumeration areas**, 1986 census, 92-103
- Federal electoral districts, part 1**, 1986 census, 94-125
- Federal electoral districts: population, occupied private dwellings, private households and census and economic families in private households: selected social and economic characteristics**, 1981 census, 95-941
- Federal electoral districts: population, occupied private dwellings, private households, census families in private households: selected characteristics**, 1981 census, 95-901
- Federal government**
  - assets and liabilities, 68-211
  - employment, 72-004
  - employment in metropolitan areas, 72-205
  - enterprises, financial statistics, 61-203
  - expenditures on culture, 87-206
  - expenditures on science and technology, 88-204
  - finance, 68-211
  - revenue and expenditure, 68-211
  - scientific and technological establishments, directory, 88-206E
- Federal government employment**, 72-004
- Federal government employment in metropolitan areas**, 72-205
- Federal government enterprise finance, income and expenditure, assets, liabilities and net worth**, 61-203
- Federal government finance, revenue and expenditure, assets and liabilities**, 68-211
- Federal scientific activities**, 88-204
- Feed**. *See also* Fodder crops.
  - industry, 32-250, 32-250B
  - shipments, 22-201, 32-004
- Felts**
  - and sheathings, tar and asphalt, 45-001
  - industry, 34-251, 34-251B
- Females**. *See* Women.
- Ferro-alloys**. *See* Iron and steel.
- Fertility**, 91-209E, 91-524E. *See also* Birth control; Births; Population growth.
  - 1981 census, 92-906
  - projections, 1984-2006, 91-520
- Fertility in Canada, from baby-boom to baby-bust**, 91-524E
- Fertilizers**. *See also* Agricultural chemicals; Crops.
  - industry, 46-250, 46-250B
  - shipments, exports and imports, 46-504
  - used on farms, 1981 census, 96-901 to 96-911
  - used on farms, 1986 census, 96-102 to 96-112
- Fibreboard**. *See* Building board.
- Fibreglass**. *See* Insulating materials.
- Fibres**. *See also* Yarn.
  - man-made, industry, 34-250, 34-250B
  - natural, processing industry, 34-251, 34-251B
- Field crop reporting series**, 22-002
- Field crops**. *See also* Dry beans; Dry peas; Fodder crops; Grains; Oilseeds; Potatoes; Tobacco.
  - area seeded, production and stocks, 22-002
  - 1981 census, 96-912
- Film**. *See also* Arts; Motion-picture theatres.
  - industry, 87-527
  - industry, distribution and exhibition, 63-207, 87-204
  - industry, economic statistics, 87-532
  - industry, production, 63-206
- Final population counts, 1976 and 1981: census metropolitan areas and census agglomerations, and components**, 1981 census, 94-947
- Final population counts, 1976 and 1981: census tracts**, 1981 census, 94-911 to 94-946
- Finance**, 11-010, 11-402E. *See also* Capital; Expenditure; Financial institutions; Government finance; Income; National accounts; Wealth.
  - education, historical statistics, 81-560
  - historical statistics, 11-210
  - universities, trend analysis, 81-260
- Finance companies**
  - financial statistics, 61-006
- Financial flow accounts**, 13-002
- Financial flow accounts, financial activity in Canada, preliminary data**, 13-002P
- Financial flows**, 13-002, 13-002P
  - statistics, 61-006
- Financial institutions**. *See also* Banks; Credit unions; Finance; Finance companies; Insurance; Investments; Mortgages; Trust companies.
  - expenditure, intentions, 61-205, 61-206
  - financial statistics, 61-006
- Financial institutions, financial statistics**, 61-006
- Financial management statistics (FMS)**. *See* Government finance.
- Financial services**. *See* Financial institutions.
- Financial statistics**. *See* Finance.
- Financial statistics of education**, 81-208
- Fireplaces**
  - shipments, 25-002
- Fish products**. *See also* Fisheries.
  - consumption, 32-230
  - industry, 32-250, 32-250B
- Fisheries**, 11-402E. *See also* Fish products.
- Fishing benefits**. *See* Unemployment insurance.
- Fitness**. *See* Physical health.
- Fixed capital flows and stocks**, 13-211
- Fixed capital flows and stocks, historical, 1936-1983**, 13-568
- Fletcher, S.**, 89-515
- Flights**. *See* Air traffic.
- Floor coverings**. *See also* Carpets.
  - industry, 47-250, 47-250B
- Florists**. *See also* Flowers.
  - retail trade, operating results, 63-608
- Flour**. *See also* Bakery products; Grains.
  - and flour mixes, industries, 32-250, 32-250B
  - domestic consumption and exports, 22-502
  - mills, 22-502
- Flowers**. *See also* Florists; Nursery products.
  - and plants, production and sales, 22-202
- Fodder crops**. *See also* Grains.
  - 1981 census, 96-912
- Fontaine, G. D.**, 12-601
- Food**. *See also* Bakery products; Beverages; Canned food; Caterers; Confectionery; Dairy products; Eggs; Feed; Fish products; Food consumption; Food storage; Frozen food; Fruits; Grains; Meat; Nuts; Oils and fats; Pasta products; Restaurants; Snack food; Vegetables.
  - consumer price index, 62-001
  - expenditure, families, 62-554

industries, 32-250, 32-250B  
 supply and disposition, 32-229, 32-230

**Food consumption.** *See also* Food.  
 per capita, 32-229, 32-230  
 statistical methodology, 32-509E

**Food industries,** 32-250, 32-250B

**Food storage.** *See also* Food.  
 frozen food, data collection and estimating procedures, 21-602E  
 no. 2  
 grain elevators, 22-201  
 stocks, 32-217

**Footwear.** *See also* Clothing; Leather.  
 industry, 33-002, 33-251, 33-251B

**Footwear statistics,** 33-002

**Forage crops.** *See* Fodder crops.

**Foreign affairs.** *See* External affairs.

**Foreign control.** *See also* Corporations; Enterprises; Ownership.  
 and domestic control, of enterprises, 61-215  
 corporations, 61-210, 61-517  
 of manufacturing, mining and logging establishments, 31-401,  
 31-401P

**Foreign investments,** 67-001, 67-001P, 67-202, 67-202P. *See also* Balance of payments.

**Foreign ownership.** *See* Foreign control.

**Foreign trade.** *See* International trade.

**Forest industries.** *See* Forestry.

**Forestry,** 11-402E, 25-202. *See also* Forests; Logging; Paper  
 products; Wood industries.  
 capital expenditures, by country of control, 61-215

**Forests.** *See also* Forestry.  
 land area and timber, 25-202

**Foundation garments.** *See* Underwear.

**Foundries, Iron and steel.** *See* Iron and steel.

**Fowl.** *See* Poultry.

**Fox.** *See also* Furs.  
 number, supply and disposition, 23-208  
 pelts, number and value, 23-208

**A framework for measuring research and development  
 expenditures in Canada,** 88-506E

**Frauds,** 85-205

**Freight.** *See also* Carriers; Commodities; Railways; Trucking.  
 railway, by commodity, 52-211  
 railway, by commodity, origin and destination, 52-214  
 railway carloadings, 52-001  
 railways, 52-215

**French language**  
 word division, 12-601

**Friend, A.,** 11-510

**Frozen food**  
 fruits and vegetables, 32-011  
 stocks, 32-217  
 stocks, data collection and estimating procedures, 21-602E no.  
 2

**Fruit and vegetable preservation,** 32-023

**Fruit and vegetable production,** 22-003

**Fruits.** *See also* Apples.  
 canned and frozen, industry, 32-023  
 canned and frozen, pack and stocks, 32-011  
 canned and preserved, industry, 32-250, 32-250B  
 consumption, 32-230  
 frozen, industry, 32-250, 32-250B  
 1981 census, 96-913  
 nursery stock, purchases and sales, 22-203  
 production, 22-003  
 stocks, 32-217

**Fuel,** 57-003. *See also* Coal; Coke; Energy; Fuel consumption;

Heating equipment; Natural gas; Oil; Petroleum products.  
 heating, 64-601  
 heating and cooking, 64-202  
 production, 26-202

**Fuel consumption.** *See also* Fuel; Motor vehicles.  
 air carriers, 51-002, 51-004  
 by industry, 57-208  
 by passenger cars, light trucks, and vans, 53-007, 53-226  
 by road motor vehicles, 53-218  
 by urban transit vehicles, 53-003

**Fuel consumption survey, annual report, Special Surveys  
 Program,** 53-226

**Fuel consumption survey, passenger cars, light trucks and  
 vans,** 53-007

**Full-time employment,** 71-601 no. 36  
 by school attendance, age and sex, 1981 census, 92-916

**Funeral directors,** 63-532

**Fur production,** 23-207

**Furnaces**  
 shipments, 25-002

**Furniture.** *See also* Household furniture; Mattresses; Office  
 furniture; Wood industries.  
 hotel, restaurant and institutional, industry, 35-251, 35-251B  
 household, industry, 35-251, 35-251B  
 office, industry, 35-251, 35-251B  
 office, shipments, 35-006

**Furniture and fixture industries,** 35-251, 35-251B

**Furs,** 11-402E. *See also* Clothing; Fox; Mink.  
 imports and exports, 23-207, 23-208  
 industry, 34-252, 34-252B  
 pelts, production and value, 23-207  
 production, data collection and estimating procedures, 21-602E  
 no. 2

**Future of national justice statistics and information in  
 Canada: report from the Work Group of the National  
 Project on Resource Coordination for Justice Statistics  
 and Information (NPRC),** 85-506E

## G

**Gallagher, R. P.,** 84-544

**Garages.** *See* Service stations and garages.

**Garments.** *See* Clothing.

**Gas.** *See* Natural gas.

**Gas stations.** *See* Service stations and garages.

**Gas utilities,** 55-002, 57-205

**Gauthier, L.,** 21-601 no. 5

**General review of the mineral industries, mines, quarries  
 and oil wells,** 26-201

**Generating plants.** *See* Power plants.

**Geocoding system.** *See also* Geographical classification.  
 for 1971, 1976 and 1981 censuses, 99-976

**Geographical classification,** 12-571 to 12-573. *See also* Federal  
 electoral districts; Geocoding system; Geostatistical areas;  
 Place names; Reference maps; Rural areas; Small area data;  
 Street indexes; Urban areas.  
 changes, CSDs, 12-201  
 1981 and 1976 censuses, 1981 census, 94-901  
 1981 census, 99-909 to 99-912, 99-913, 99-914 to 99-917,  
 99-918  
 1986 census, 99-117 to 99-120, 99-121, 99-122 to 99-125,  
 99-126  
 place names, 1981 census, 94-902 to 94-904

**Geography,** 11-402E, 11-403E  
 and the 1981 census, 99-972  
 1986 and 1981 censuses, 1986 census, 99-106E



**Geography and the 1981 census of Canada, 99-972****George, M. V., 91-520**

Geostatistical areas, 99-972. *See also* Census agglomerations; Census divisions; Census metropolitan areas; Census subdivisions; Census tracts; Enumeration areas; Federal electoral districts; Geographical classification; Reference maps; Small area data.

classification, 12-571 to 12-573

1981 census, 99-909 to 99-918

1986 and 1981 censuses, 1986 census, 99-105E, 99-106E

1986 census, 99-117 to 99-126

Gilts. *See* Pigs.

Glass

industries, 44-250, 44-250B

Glasses. *See* Ophthalmic goods.

Gloves

industry, 34-252, 34-252B

Glues. *See* Adhesives.**Godfrey, E. H., 21-602E no. 9**Gold. *See also* Precious metal industries.

production and shipments, 26-223

Goods and services. *See* Commodities.

Goods-producing industries, 11-403E

Government, 11-402E, 11-403E. *See also* Federal government;

Local government; Provincial government; Public administration.

assets and liabilities, 68-202, 68-507E

employment, 68-507E

source and application of funds, 68-507E

Government enterprises, 68-507E

federal, financial statistics, 61-203

provincial, financial statistics, 61-204

Government expenditure, 13-201, 68-202, 68-507E. *See also*

Government finance; Transfer payments.

by level of government, 13-001

by province, 13-213

intentions, 61-205, 61-206

on culture, 87-206

Government finance, 11-402E, 68-202, 68-507E. *See also*

Government expenditure; Government revenue; National accounts.

federal, 68-211

local, 68-204

provincial, 68-207, 68-209

statistics, 61-203, 61-204

Government grants. *See* Transfer payments.Government payments. *See* Transfer payments.Government revenue, 13-201, 68-202, 68-507E. *See also*

Government finance.

by level of government, 13-001

by province, 13-213

from sales of alcoholic beverages, 63-202

Graduates. *See also* Community colleges; Degrees; Diplomas and certificates; Doctoral graduates; Universities.

community colleges, 81-222

Ph.D., postgraduation plans, 81-259

postsecondary, employment, 81-572E, 89-518

postsecondary, unemployment, 89-518

secondary and postsecondary, 81-229

university, employment by occupation and industry, 89-501E

Grain storage. *See* Food storage.**Grain trade of Canada, 22-201**Grains. *See also* Bakery products; Cereal foods; Flour; Fodder crops; Malt; Wheat.

and grain products, exports, 22-201

area seeded, production and stocks, 22-002

commodity programs in the U.S., 21-601E no. 7

consumption, 32-229

marketing and pricing, 22-502

milling, 22-502

1981 census, 96-913

prices, Canada and U.S., 22-007

production, supply and disposition, prices, quality, domestic processing, shipments, 22-201

storage and movement, 22-201

supply and disposition, marketings, exports, 22-007

Gravel. *See* Sand and gravel.**Greenhouse industry, 22-202**Greenhouses. *See also* Horticultural crops; Mushroom houses. industry, 22-202

1981 census, 96-913

Gross domestic product. *See also* National accounts.

and expenditure, by province, 13-213

by industry, 15-001

by industry, historical statistics, 15-512

industrial distribution, 13-201

provincial, by industry, 15-203

**Gross domestic product by industry (1981 = 100), 1961-1980, 15-512****Gross domestic product by industry, 15-001**Gross national expenditure, 13-001, 13-201. *See also* National income and expenditure.Gross national product, 13-001, 13-201. *See also* National income and expenditure.Guaranteed income supplement. *See* Old age security.**Guide to Statistics Canada data on women, 11-523E****Guide to sub-provincial data: excluding census data, 1979, 12-566**

Gypsum products

industry, 44-250, 44-250B

production, shipments and stocks, 44-003

**Gypsum products, 44-003****H**Hairdressers. *See* Barber and beauty shops.**Hamm, B., 99-944**Handbags. *See* Luggage.Handicapped. *See also* Mentally handicapped; Social allowances; Special care.

survey, 82-555E, 82-563E

Hardboard

production and shipments, 36-003

Hardware. *See also* Dies, moulds and patterns; Tools.

industries, 41-251, 41-251B

Hardwood lumber. *See* Lumber.

Harmonized System, 12-578E, 12-579E

Health, 11-402E, 11-403E, 11-511E. *See also* Health care; Life expectancy; Lifestyle; Mental health; Morbidity.

adults, 11-612E no. 1

indicators, 82-543E

indicators, youth, 82-545E

senior citizens, 89-515

survey, 82-555E, 82-563E

trends, 11-008E

women, 89-503E

**Health and support, 1985, 11-612E no. 1**Health care. *See also* Hospital services; Laboratories; Personal care; Special care.

classification, 82-562E (1986)

consumer price index, 62-001

use by adults, 11-612E no. 1

- Health insurance  
paid for sick leave, 71-601 no. 32
- Health services. **See** Health care.
- Heating equipment. **See also** Boilers; Fireplaces; Fuel; Furnaces; Stoves.  
and fuel, 64-202, 64-601  
industry, 41-251, 41-251B  
solid fuel, shipments, 25-002
- Heavy engineering contractors**, 64-209
- Heifers. **See** Cattle.
- Helicopters  
Canadian air carriers, 51-206
- Help-wanted index**, 71-204
- Hens and chickens. **See also** Eggs; Poultry.  
frozen, stocks, 23-003  
production, disposition and farm value, 23-202
- Heritage resources, 87-001, 87-207, 87-527. **See also** Culture; Libraries; Parks.  
economic statistics, 87-532
- Hickson, A.**, 21-601E no. 7
- High technology  
commodity trade, 88-503E
- Higher education. **See** Postsecondary education.
- Highlights from the Canadian Health and Disability Survey, 1983-1984**, 82-563E
- Highlights, 1981 census of Canada: a compendium of 6 articles on the 1981 census of population and housing which appeared in the Canadian statistical review (catalogue no. 11-003E) between June and December 1983**, 99-959E
- Highway construction  
contractors, establishments, output, labour, revenue and expenditure, 64-206
- Highway, road, street and bridge contractors**, 64-206
- Highways, 50-002
- Historical labour force statistics, actual data, seasonal factors, seasonally adjusted data**, 71-201
- Historical statistics, 11-210
- Historical statistics of New Brunswick**, 11-608
- Hogs. **See** Pigs.
- Home language. **See also** Mother tongue.  
1981 census, 92-910, 92-913
- Home-ownership  
by young families, 1981 census, 99-939  
by young families, teaching kit, 11-517E  
families with and without working wives, 13-578  
mortgagor, 1981 census, 99-945
- Homes. **See** Dwellings.
- Homicide in Canada, a statistical perspective**, 85-209
- Homicides, 85-205, 85-209. **See also** Deaths.
- Honey  
production and value, 23-211
- Horticultural crops. **See also** Fruits; Greenhouses; Maple products; Mushroom houses; Nursery products; Vegetables.  
1981 census, 96-913
- Hosiery  
industry, 34-252, 34-252B
- Hospital annual statistics**, 83-232
- Hospital morbidity**, 82-206
- Hospital services, 82-208, 83-002. **See also** Emergency services; Hospitals; Surgery.  
laboratory, respiratory technology/pulmonary function, workload measurement system, 83-603  
laboratory, workload measurement system, 83-234
- Hospital statistics, preliminary annual report**, 83-217
- Hospital utilization, 82-206, 83-002. **See also** Hospitals; Patients; Separations (Hospitals).
- Hospitalization. **See** Hospital utilization.
- Hospitals, 83-217, 83-232, 83-233. **See also** Hospital services; Hospital utilization; Psychiatric hospitals; Special care.  
directory, by province, 83-201  
morbidity, discharges, and days of care, 82-206  
psychiatric patients, 83-204  
separations, mental disorders, 83-204  
treatments, discharges, and days of care, 82-208
- Hourly earnings data from the survey of 1981 work history**, 71-601 no. 38
- Hours worked. **See also** Employment.  
by industry and province, 72-002
- Household equipment. **See** Household facilities.
- Household facilities, 63-224, 64-202, 64-601. **See also** Dwellings; Electrical appliances; Lifestyle.  
by income, 13-218  
1981 census, 92-932
- Household facilities and equipment**, 64-202
- Household facilities and equipment, 1977-1981 (revised estimates)**, 64-601
- Household facilities by income and other characteristics**, 13-218
- Household furniture  
wooden and upholstered, industries, 35-251, 35-251B
- Household products, Textile. **See** Textile products.
- Households. **See also** Dwellings; Family households; Living arrangements; Persons living alone.  
CAs, 1981 census, 95-944  
CDs, 1981 census, 95-902, 95-942  
CDs and CSDs, 1981 census, 95-983 to 95-994, 98-901 to 98-912  
CDs and CSDs, 1986 census, 94-101 to 94-123  
CMAs, 1981 census, 95-943  
CMAs and CAs, 1981 census, 95-903  
CMAs and CAs, 1986 census, 94-127  
CSDs of over 5,000 population, 1981 census, 95-904, 95-945  
CTs, 1981 census, 95-905 to 95-940, 95-946 to 95-981  
FEDs, 1981 census, 95-901, 95-941  
FEDs, 1986 census, 94-125  
by income groups, 1981 census, 92-934  
by type, number of persons, composition, and size, 1981 census, 92-904  
family, by income, 1981 census, 92-936  
family, by income and selected characteristics, 1981 census, 92-937  
family, by number of persons, children at home, dwelling structure and type, and living arrangements, 1981 census, 92-905  
family, by selected characteristics, 1981 census, 92-935  
income and household facilities, 13-218  
income, by province and census districts, 1981 census, 93-949 to 93-960  
low income, 13-218  
mortgagor, geographic and household characteristics, affordability and housing problems, 1981 census, 99-945  
1981 census, 92-903  
1986 census, 93-104, 93-106  
selected characteristics, 1981 census, 92-933  
selected characteristics, province and census districts, 1981 census, 93-913 to 93-924, 93-937 to 93-948  
selected social and economic characteristics, by Labour Force Survey economic regions, 1981 census, 93-975
- Housing, 11-402E. **See also** Censuses; Dwellings; Residential construction.  
and home ownership for young families, teaching kit, 11-517E



- consumer price index, 62-001
  - lone-parent families, 1981 census, 99-933
  - native peoples, 1981 census, 99-937
  - trends, 11-008E
  - Housing construction. **See** Residential construction.
  - Housing starts and completions**, 64-002
  - Human activity and the environment: a statistical compendium**, 11-509E
  - Husband-wife families. **See** Families.
  - Husbands. **See also** Wives.
    - labour force characteristics, 71-533
  - Hygiene products. Textile. **See** Textile products.
- I**
- Ice cream
    - production, 23-001
  - Immersion programs. **See** Language education.
  - Immigrants, 91-210. **See also** Citizenship; Ethnicity; Immigration.
    - Muslim, 1981 census, 99-958
    - 1981 census, 92-913, 99-950
  - Immigration, 91-002, 91-209E. **See also** Immigrants; Migration.
    - and emigration, projections, 1984-2006, 91-520
    - guide to data, 1981 census, 99-946
    - 1981 census, 92-913, 99-952
  - Implicit price indexes, 13-001, 13-201
  - Imports. **See also** Commodities; Customs duties.
    - by commodity, 65-001P, 67-509
    - by commodity, country, and trading area, 65-007, 65-203
    - by country of control of importer, 67-509
    - by trading area, country, commodity and province of clearance, 65-001, 65-006
  - Imports by commodity**, 65-007
  - Imports by country**, 65-006
  - Imports, merchandise trade**, 65-203
  - Improved land. **See** Land.
  - In the footsteps of Jacques Cartier: 450 years later: a statistical portrait**, 11-606E
  - Income, 11-402E, 11-511E. **See also** Earnings; Expenditure;
    - Family income; Farm income; Government revenue; Income distribution; Investment income; Low income; National income and expenditure; Transfer payments; Wealth.
  - CTs, 1986 census, 95-101 to 95-174
  - after tax, family and individual, 13-210
  - and household facilities, 13-218
  - by postal code areas, 17-602
  - estimates for subprovincial areas, 13-216
  - family and individual, 13-206, 13-207, 13-208
  - family households, 1981 census, 92-936, 92-937
  - historical statistics, 13-581E
  - households, 1981 census, 92-934
  - households, by province and census districts, 1981 census, 93-949 to 93-960
  - musicians and composers, 87-530
  - native peoples, 1981 census, 99-937
  - 1970-1980, 1981 census, 99-941
  - personal, 13-201, 63-224
  - personal, sources and disposition, 13-001
  - taxable, corporations, 61-208, 61-208P
  - total, 1981 census, 92-928
  - trends, 11-008E
  - women, 71-534, 89-503E
  - Income after tax, distributions by size in Canada**, 13-210
  - Income distribution. **See also** Income; Low income; Wealth.
    - by subprovincial area, 13-216
    - estimates for subprovincial areas, 13-216
    - families and unattached individuals, 13-206, 13-207, 13-208, 13-210, 13-580
    - family households, 1981 census, 92-936, 92-937
    - historical statistics, 13-581E, 13-588 no. 1
    - households, 1981 census, 92-934
    - households, by province and census districts, 1981 census, 93-949 to 93-960
    - 1981 census, 92-928
    - 1970-1980, 1981 census, 99-941
  - Income distributions by size in Canada**, 13-207
  - Income distributions by size in Canada, preliminary estimates**, 13-206
  - Income estimates for subprovincial areas**, 13-216
  - Income taxes. **See also** Corporation taxes.
    - corporations, 61-208, 61-208P
    - returns, demographic and income data, by postal code areas, 17-602
  - Indecent assault. **See** Sexual offences.
  - Independent stores
    - sales, by kind of business, 63-005
  - Index to municipal data, 1982**, 11-515
  - Index to the Inventory of Statistics Canada questionnaires on microfiche**, 12-205S
  - Indexes. **See also** Price indexes; Productivity indexes.
    - demographic and health, 82-543E
  - Indian reserves. **See** Census subdivisions.
  - Indians
    - 1981 census, 99-937
    - policing of reserves, 85-523
  - An indicator of excellence in Canadian science**, 88-501E
  - An indicator of excellence in Canadian science: summary report**, 88-507E
  - Industrial chemicals
    - industries, 46-250, 46-250B
    - production, 46-002
  - Industrial chemicals and synthetic resins**, 46-002
  - Industrial classification. **See** Classification.
  - Industrial concentration. **See** Concentration.
  - Industrial corporations
    - financial statistics, 61-003, 61-003P
  - Industrial corporations, financial statistics**, 61-003
  - Industrial corporations, financial statistics, preliminary data**, 61-003P
  - Industrial enterprises
    - classification, 12-570E
  - Industrial equipment, Electrical. **See** Electrical industrial equipment.
  - Industrial organization and concentration in the manufacturing,
    - mining and logging industries, 31-402, 31-402P
  - Industrial product price index. **See** Industry price indexes.
  - Industrial product price indexes, 1981 = 100: concepts and methods**, 62-556
  - Industrial production indexes, 88-505E
  - Industrial productivity and research and development indicators**, 88-505E
  - Industrial research and development. **See** Research and development.
  - Industrial research and development statistics (with estimates)**, 88-202
  - Industries. **See also** Goods-producing industries; Service industries.
    - by work activity, 1981 census, 92-924
    - classification, 12-570E
    - classification and index, 12-501E, 12-501E Suppl.
    - fixed capital flows and stocks, 13-211
    - fixed capital flows and stocks, historical data, 13-568
    - labour force, 1981 census, 92-925



- labour force by cultural characteristics, 1981 census, 92-922
- labour force by educational and demographic characteristics, 1981 census, 92-921
- labour force by occupation, 1981 census, 92-923
- labour force by province and census districts, 1981 census, 93-961 to 93-972
- labour force mobility, 1981 census, 92-927
- manufacturing, capital and repair expenditures, intentions, 61-214
- manufacturing, historical investment statistics, 61-518
- provincial gross domestic product, 15-203
- research and development, 88-202
- Industry price indexes, 62-011, 62-556
- Industry price indexes**, 62-011
- Infanticides. *See* Homicides.
- Infomat, a weekly review**, 11-002E
- Initial results from the 1981 survey of child care arrangements**, 71-601 no. 31
- Inks
- printing, industry, 46-250, 46-250B
- Inorganic industrial chemicals. *See* Industrial chemicals.
- The input-output structure of the Canadian economy**, 15-201E
- The input-output structure of the Canadian economy in constant prices**, 15-202E
- The input-output structure of the Canadian economy in constant prices, 1961-1981 (revised data)**, 15-511
- The input-output structure of the Canadian economy, 1961-1981 (revised data)**, 15-510
- Input-output tables, 15-201E, 15-202E. *See also* National accounts.
- methodology, 15-201E
- 1961-1981, 15-510, 15-511
- Instruments, Scientific. *See* Scientific equipment.
- Insulating board. *See* Building board.
- Insulating materials
- industry, 44-250, 44-250B
- production and shipments, 44-004
- Insurance, 11-402E. *See also* Financial institutions; Health insurance; Unemployment insurance.
- companies, financial statistics, 61-006
- Intercensal annual estimates of population by marital status, age and sex for Canada and the provinces, 1976-1981**, 91-519
- Intercensal annual estimates of population by sex and age for Canada and the provinces, 1976-1981**, 91-518
- Intercensal annual estimates of population for census divisions, 1976-1981**, 91-521
- Intercity buses. *See* Buses.
- Inter-corporate ownership**, 61-517
- Intergovernmental transfers. *See* Transfer payments.
- Internal migration, 91-210. *See also* Migration.
- estimation methods, 91-528E
- 1981 census, 92-907
- projections, 1984-2006, 91-520
- International investments. *See* Foreign investments.
- International payments and receipts technology**, 88-502E
- International relations. *See* External affairs.
- International seaborne shipping statistics**, 54-209
- International trade, 11-403E, 63-224. *See also* Balance of payments; Balance of trade; Exports; External affairs; Imports.
- Canadian, 65-001, 65-003, 65-004, 65-006, 65-007, 65-202, 65-203, 67-001, 67-001P, 67-509
- Canadian, by country and commodity, 65-503
- Canadian, by trading area, 65-001P
- Canadian, in services, 67-510
- Canadian, with U.S.A., 65-503
- International travel
- between Canada and other countries, 66-001, 66-001P, 66-201
- International travel, advance information**, 66-001P
- International travel, travel between Canada and other countries**, 66-201
- Interprovincial migration. *See* Internal migration.
- Inuit
- 1981 census, 99-937
- Inuktitut. *See* Native languages.
- Inventions. *See* Patents.
- Inventories. *See also* Manufacturing; Merchandising; Orders; Shipments.
- department stores, 63-002
- manufacturing industries, 31-001
- merchandising, 63-014
- Inventories, shipments and orders in manufacturing industries**, 31-001
- Inventory of Statistics Canada questionnaires on microfiche**, 12-205
- Investment funds. *See* Investments.
- Investment income
- foreign, 67-202, 67-202P
- Investment statistics, manufacturing sub-industries, Canada, 1960-1977**, 61-518
- Investments. *See also* Capital; Capital expenditure; Financial institutions; Foreign investments; Securities; Wealth.
- companies, financial statistics, 61-006
- manufacturing industries, historical statistics, 61-518
- private and public, intentions, 61-205, 61-206
- Iron and steel. *See also* Iron ore; Pipes; Steel plates.
- industries, 41-250, 41-250B
- production and shipments, 41-001
- Iron ore. *See also* Iron and steel.
- production, 26-223
- Irrigation. *See also* Land.
- on farms, 1981 census, 96-901 to 96-911
- on farms, 1986 census, 96-102 to 96-112

## J

- Jackets. *See* Coats.
- Janitorial services. *See* Building services.
- Jewellery
- industry, 47-250, 47-250B
- retail trade, operating results, 63-609
- Job market. *See* Labour market.
- Job market reality for postsecondary graduates, employment outcome by 1978, two years after graduation**, 81-572E
- Job search, 71-601 no. 39. *See also* Employment; Unemployment
- Job sharing. *See* Part-time employment.
- Jobs. *See* Employment.
- Juristat**, 85-002
- Justice, 11-402E, 11-403E, 11-511E, 85-002. *See also* Courts; Criminal justice.
- national statistics and information, requirements, 85-506E
- Justice information systems, 85-506E
- Juvenile court statistics**, 85-522
- Juvenile courts. *See also* Young offenders.
- survey data and analysis, 85-522
- Juvenile delinquents. *See* Young offenders.

## K

## Kindergartens

and nursery schools, as child care, 71-601 no. 31

## Knitted fabrics

industry, 34-250, 34-250B

**Kralt, J.**, 99-960

## L

Laboratories. **See also** Health care; Scientific services.

hospital, respiratory technology/pulmonary function, workload measurement system, 83-603

hospital, workload measurement system, 83-234

Labour. **See also** Employment; Farm labour; Labour force; Labour market; Labour unions; Unemployment.

productivity measures, 14-201

Labour force, 11-010, 11-403E, 63-224, 71-001, 71-001P,

71-601 no. 36. **See also** Employed; Employment; Labour;

Labour force activity; Labour force mobility; Labour force participation; Occupations; Unemployed.

CTs, 1986 census, 95-101 to 95-974

annual averages, 71-529

by industry and sex, 1981 census, 92-921, 92-922, 92-925

by industry and work activity, 1981 census, 92-924

by occupation and labour force activity, 1981 census, 92-919

by occupation and sex, 1981 census, 92-917, 92-918, 92-920

historical statistics, 11-210, 71-201

industry by occupation, 1981 census, 92-923

1981 census, 99-959E

place of work, CAs, 1981 census, 92-909

place of work, CMAs and CSDs, 1981 census, 92-908

self-employed, 71-601 no. 45

temporary absences, 99-962

work activity by school attendance, age and sex, 1981 census, 92-916

**The labour force**, 71-001

Labour force activity, 71-533. **See also** Labour force.

by occupation, 1981 census, 92-919

by province and census districts, 1981 census, 93-961 to 93-972

1981 census, 92-915

**Labour force annual averages, 1975-1983**, 71-529

**Labour force information**, 71-001P

Labour force mobility. **See also** Labour force.

by occupation and industry, 1981 census, 92-927

1981 census, 92-926

Labour force participation, 71-001, 71-001P. **See also** Labour force.

annual averages, 71-529

historical statistics, 71-201

measurement, 71-601 no. 41

women, 71-534, 89-503E, 99-962

women, 1981 census, 99-940

**Labour force research series**, 71-601

Labour Force Survey

economic regions, 1981 census, 93-975

Labour income. **See** Earnings.

Labour market. **See also** Employment; Labour; Occupations.

and demographic trends, 71-603E

and economic hardship, 71-601 no. 40

fluctuations, 71-601 nos. 33, 39, 89-518

help-wanted index, 71-204

**Labour market-related reasons for suspending job search**, 71-601 no. 39

Labour unions. **See also** Labour.

directory, membership, collective agreements, 71-202S

membership and financial statistics, 71-202

Ladies' wear. **See** Women's clothing.

**Lalonde, M.**, 99-954E

Lamb. **See** Mutton and lamb.

Lambs. **See** Sheep.

Laminates. **See also** Plastic.

decorative and backing, shipments, 47-005

Land. **See also** Crops; Irrigation.

agricultural, area and use, 1981 census, 96-901 to 96-911, 96-916

agricultural, area and use, 1986 census, 96-102 to 96-112

agricultural, area, use and tenure, 1981 census, 96-920

Language education. **See also** Languages.

elementary and secondary levels, 81-257

**Language in Canada**, 1981 census, 99-935

**Language, part 1**, 1986 census, 93-102

Languages, 91-209E. **See also** Bilingualism; Home language;

Language education; Mother tongue; Native languages;

Official languages; Population.

by province and census districts, 1981 census, 93-925 to 93-936

1981 census, 92-910, 99-935

**Lapierre, L.**, 82-545E

Lard. **See also** Pork.

imports and exports, consumption, 23-203

Laspeyres indexes. **See** Price indexes.

Laundries and cleaners, 63-231

Law. **See also** Civil law.

aviation, historical and statistical perspectives, 51-501E

Law enforcement, 85-002. **See also** Criminal justice; Police.

Lead

prices, 26-201

production and shipments, 26-223

Leasing. **See** Rentals and leasing.

Leather. **See also** Clothing; Footwear; Luggage.

industries, 33-251, 33-251B

**Leather and allied products industries**, 33-251, 33-251B

**Leckie, E.**, 21-602E no. 2

**Legal aid in Canada**, 85-216

Legal proceedings. **See** Justice.

Legislation. **See** Law.

Leisure activities. **See** Recreation.

Level of schooling. **See** Schooling level.

Libraries, 87-527

economic statistics, 87-532

Licences and permits. **See also** Building permits; Motor vehicle registrations.

road motor vehicles, 53-219

Life expectancy. **See also** Health; Mortality.

historical tables, 89-506

senior citizens, 89-515

tables, 84-532

**Life tables, Canada and provinces**, 84-532

Lifestyle, 11-511E. **See also** Family expenditure; Health;

Household facilities; Living arrangements; Recreation.

adults, 11-612E no. 1

elderly, 11-612E no. 1

household facilities and equipment, 13-218

unattached individuals, 1981 census, 99-934

unattached individuals, teaching kit, 11-518E

youth, 82-545E

Lighting, Electric. **See** Electric lighting.

Lignite. **See** Coal.

Lime

industry, 44-250, 44-250B

**Limitations to the use of ethnic origin data to quantify visible minorities in Canada, 1981 census, 99-957**

**Link between economic hardship and labour market problems in Canada, 71-601 no. 40**

Linoleum. *See* Floor coverings.

Liquefied natural gas. *See* Natural gas.

Liquor. *See* Alcoholic beverages.

**List of Canadian hospitals, 83-201**

**List of residential care facilities in Canada, 83-221**

**Listing of supplementary documents, 11-207**

**Listing of supplementary documents, supplement, 11-207S**

**Livestock. *See also* Animal products; Cattle; Farms; Pigs; Poultry; Sheep; Slaughtering.**

farm cash receipts, 21-001

farm product price index, 62-003

1981 census, 96-901 to 96-911, 96-914, 96-920

1986 census, 96-102 to 96-112

numbers on farms, imports and exports, 21-522E

**Livestock and animal products statistics, 23-203**

**Livestock report, 23-008**

**Living alone, 1981 census, 99-934**

**Living alone: a family studies teaching kit, 11-518E**

**Living arrangements. *See also* Dwellings; Households; Lifestyle; Persons living alone.**

unattached individuals, 1981 census, 99-934

unattached individuals, teaching kit, 11-518E

**Lo, O., 99-943**

**Local government**

assets and liabilities, 68-204

employment, 72-009

expenditures on culture, 87-206

finance, 68-204

revenue and expenditure, 68-204

structure, problems it creates for users of statistics, 99-971

**Local government employment, 72-009**

**Local government finance, revenue and expenditure, assets and liabilities, actual, 68-204**

**Locomotives. *See* Rolling stock.**

**Logging. *See also* Lumber.**

establishments, domestic and foreign control, 31-401, 31-401P

industrial organization and concentration, 31-402, 31-402P

industry, 25-201, 25-202

**Logging industry, 25-201**

**Lone parenthood: characteristics and determinants: results from the 1984 Family History Survey, 99-961**

**Lone-parent families, 99-961. *See also* Unmarried mothers.**

demographic trends, teaching kit, 11-520E

estimates, 91-204

home-ownership, 1981 census, 99-939

housing and home ownership, teaching kit, 11-517E

income, 1970-1980, 1981 census, 99-941

living arrangements, teaching kit, 11-520E

1981 census, 99-933

**Longevity. *See* Life expectancy.**

**Longevity and historical life tables, 1921-1981 (abridged):**

**Canada and the provinces, 89-506**

**Low income. *See also* Income distribution.**

and labour market, 71-601 no. 40

**Lubricating oil**

and grease, industry, 45-250, 45-250B

**Luggage**

industry, 33-251, 33-251B

**Lumber. *See also* Logging; Sawmills; Wood industries.**

production and shipments, 25-202

production, shipments and stocks, 35-002

production, shipments and stocks, British Columbia, 35-003

**Lynd, D., 89-518**

## M

**MacAulay, J. B., 88-501E, 88-507E**

**Machine parts. *See also* Machinery and equipment.**

industry, 41-251, 41-251B

**Machinery and equipment. *See also* Capital expenditure;**

Electrical equipment; Farm equipment; Heating equipment;

Machine parts; Rentals and leasing; Scientific equipment;

Tools; Transportation equipment.

industries, 42-250, 42-250B

**Machinery industries, except electrical machinery, 42-250, 42-250B**

**MacWilliam, L., 82-544**

**Madan, A. K., 99-963**

**Magazines. *See* Periodicals.**

**Malt. *See also* Grains.**

and malt flour, industry, 32-250, 32-250B

**Management consulting. *See* Consulting.**

**Manhours. *See* Hours worked.**

**Manpower. *See* Labour force.**

**Manslaughter. *See* Homicides.**

**Manufactures. *See* Manufacturing.**

**Manufacturing, 11-010, 11-402E. *See also* Capacity utilization;**

Commodities; Inventories; Orders; Shipments.

by industry, capital and repair expenditures, intentions, 61-214

by industry, historical investment statistics, 61-518

capital expenditures, by country of control, 61-215

capacity utilization rates, 31-003

consumption of containers and packaging, 31-212

establishments, domestic and foreign control, 31-401, 31-401P

expenditure, intentions, 61-205, 61-206

historical statistics, 11-210

industrial organization and concentration, 31-402, 31-402P

industries related to mining, 26-201

inventories, shipments and orders, 31-001

principal statistics, national and provincial, 31-203

principal statistics, sub-provincial, 31-209

shipments, 31-211

**Manufacturing industries of Canada, national and provincial areas, 31-203**

**Manufacturing industries of Canada, sub-provincial areas, 31-209**

**Mao, Y., 82-544**

**Maple products. *See also* Horticultural crops.**

production and value, 23-211

**Maps, census divisions and subdivisions, 1986 census, 99-115**

**Maps, census metropolitan areas and census agglomerations, 1986 census, 99-116**

**Maps, Reference. *See* Reference maps.**

**Margarine. *See also* Butter.**

sales, 32-006

**Marine transport. *See* Water transport.**

**Marital status. *See also* Divorces; Marriages; Population;**

Unattached individuals.

estimates, 91-210

estimates, 1976-1981, 91-519

lone parents, 99-961

1981 census, 92-901

1986 census, 93-101

**Market research handbook, 63-224**



Marriages, 84-205, 91-209E, 99-955, 99-963. **See also**

Common-law marriages; Divorces; Marital status.

and fertility, 1981 census, 92-906

**Marriages and divorces, vital statistics, volume II, 84-205**

**Marshall, K., 99-951**

Maternity benefits. **See** Unemployment insurance.

Mattresses

industry, 35-251, 35-251B

**McCrea, R., 99-952**

**McKie, C., 89-502E**

Meat. **See also** Beef; Mutton and lamb; Pork; Poultry meat; Veal.

consumption, 23-203, 32-229

frozen, stocks, 23-203, 32-012, 32-217

industry, 32-250, 32-250B

Mechanical contracting. **See** Contracting.

**Mechanical trade contractors, 64-204**

Medical care. **See** Health care.

Medicines. **See** Drugs.

Men's clothing

industry, 34-252, 34-252B

retail trade, operating results, 63-603

Mental health, 83-204. **See also** Psychiatric hospitals.

youth, 82-545E

**Mental health statistics, 83-204**

Mental hospitals. **See** Psychiatric hospitals.

Mental illness. **See** Mental health.

Mentally handicapped, 83-204

Merchandising, 11-402E. **See also** Inventories; Retail trade;

Wholesale trade.

inventories, 63-014

**Merchandising inventories, 63-014**

Mergers. **See** Ownership.

Metal industries, 41-250, 41-250B. **See also** Aluminum; Iron and

steel; Metal products; Metals; Precious metal industries;

Rolling, casting, extruding; Smelting and refining.

**Metal mines, 26-223**

Metal products. **See also** Heating equipment; Metal industries;

Metals; Mineral products; Plumbing fixtures; Prefabricated buildings; Wire.

industries, 41-251, 41-251B

ornamental and architectural, industries, 41-251, 41-251B

stamped, pressed and coated, industries, 41-251, 41-251B

structural, industries, 41-251, 41-251B

Metals. **See also** Copper; Gold; Iron ore; Lead; Metal industries;

Metal products; Mining; Nickel; Silver.

prices, 26-201

production, 26-202, 26-223

Metalwork. **See** Metal products.

Methodology. **See also** Bibliometrics; Classification; Concepts and definitions; Data quality; Seasonality; Surveys; Workload measurement.

agricultural economic statistics, 21-603E

agricultural statistics and crop reports, history, 21-602E no. 9

animal products data, 21-602E no. 2

census, 1981 census, 99-902, 99-903

component method, 91-212

data on birthplace, citizenship and immigration, 1981 census, 99-946

data on ethnic origin, 1981 census, 99-949

demographic and health indicators, 82-543E

editing and imputation of 1981 shelter cost data, 1981 census, 99-943

estimates of families, 91-204

farm income and expenses, 21-601E no. 10

food consumption statistics, 32-509E

homicide statistics, 85-209

mother tongue data, 1981 census, 99-960

population estimates, 91-528E

population projections (regional cohort-component approach), 91-520

processing procedures and results of relationship to person 1

and family characteristics, 1981 census, 99-944

regression method, 91-211

Métis

1981 census, 99-937

**Metropolitan area concepts in Canada and selected foreign countries, 99-973**

Metropolitan areas. **See** Census metropolitan areas.

**Metropolitan atlas series, 1981 census, 99-919 to 99-930**

Migration, 91-002, 91-209E. **See also** Emigration; Immigration;

Internal migration; Population change; Population growth.

1981 census, 92-907

Milk

industry, 32-250, 32-250B

production, stocks and sales, 23-001

skim powder, production and inventories, 32-024

Millwork. **See also** Cabinets; Doors and windows; Prefabricated buildings.

industries, 35-250, 35-250B

Mineral industries. **See** Mining.

Mineral products. **See also** Cement; Coal products; Construction

materials; Gypsum products; Insulating materials; Metal

products; Non-metallic minerals; Petroleum products; Sand

and gravel.

non-metallic, industries, 44-250, 44-250B

Mineral wool. **See** Insulating materials.

**Mineral wool including fibrous glass insulation, 44-004**

Mines. **See** Mining.

Mining, 11-010, 11-402E. **See also** Coal; Drilling; Metals; Natural

gas; Natural resources; Non-metallic minerals; Oil wells.

capital expenditures, by country of control, 61-215

coal, industry, 26-206

establishments, domestic and foreign control, 31-401, 31-401P

expenditure, intentions, 61-205, 61-206

exploration, development and capital expenditures, intentions, 61-216

historical statistics, 11-210

industrial organization and concentration, 31-402, 31-402P

industries, 26-201

industries, production, 26-202

metals, industries, 26-223

non-metals, industries, 26-224

related manufacturing industries, 26-201

Mining equipment

industry, 42-250, 42-250B

Mink. **See also** Furs.

number, supply and disposition, 23-208

pelts, number and value, 23-208

Minorities, Visible. **See** Visible minorities.

**Minority and second language education, elementary and secondary levels, 81-257**

Minority language education. **See** Language education.

**Mitchell, R., 99-977**

Mobile homes. **See also** Trailers.

industry, 42-251, 42-251B

Mobility. **See also** Labour force mobility; Migration.

labour force, 1981 census, 92-926

labour force, by occupation and industry, 1981 census, 92-927

1981 census, 92-907

**Moen, J., 82-544**

**Monthly production of soft drinks, 32-001**

**Montmarquette, C., 62-602**

**Moore, M.**, 99-961

Mops. **See** Brooms, brushes, mops.

Morbidity. **See also** Health; Mortality

hospital, 82-206

hospital, due to cancer, 82-207

tuberculosis, 82-212

**Mori, G.**, 99-954E

Mortality, 91-209E. **See also** Deaths; Life expectancy; Morbidity;

Population growth.

causes, 82-544, 84-206

from cancer, 82-207

from cardio-vascular disease, 82-544

from tuberculosis, 82-212

occupational, British Columbia, 84-544

projections, 1984-2006, 91-520

**Mortality, summary list of causes, vital statistics, volume III**, 84-206

Mortgages. **See also** Financial institutions.

financial statistics, 61-006

1981 census, 99-939, 99-945

**Mortgagor households in Canada: their geographic and household characteristics, affordability and housing problems**, 1981 census, 99-945

Mother tongue. **See also** Home language.

comparability of data from 1976 and 1981 censuses, 1981

census, 99-960

1981 census, 92-902, 92-910, 92-911, 92-913, 99-935

1986 census, 93-102

**Motion picture production**, 63-206

**Motion picture theatres and film distributors**, 63-207

Motion-picture theatres, 63-207, 87-204. **See also** Film.

Motor carriers, 53-222. **See also** Buses; Road transport; Taxis; Trucking; Trucks.

Motor oil. **See** Lubricating oil.

Motor vehicle registrations, 53-219. **See also** Motor vehicles.

Motor vehicles, 63-224, 64-202, 64-601. **See also** Buses; Fuel

consumption; Motor vehicle registrations; Rentals and

leasing; Road transport; Service stations and garages; Taxis; Trucks.

accessories, parts and assemblies industries, 42-251, 42-251B

fuel sales, 52-218

industry, 42-251, 42-251B

new, sales, 63-007

personal use, fuel consumption, 53-007, 53-226

Moving services. **See** Trucking.

Multiculturalism. **See also** Culture; Ethnicity.

1981 census, 99-958

**Multiple jobholders, by industry and occupation**, 71-601 no. 44

**Municipal boundaries, status and names, Changes to**, 12-201

Municipal data. **See** Small area data.

**Municipal data, Index to**, 11-515

Municipal government. **See** Local government.

**The municipal structure in Canada: problems it creates for users of statistics**, 99-971

Municipalities. **See** Census subdivisions.

Murders. **See** Homicides

Mushroom houses. **See also** Greenhouses; Horticultural crops.

1981 census, 96-913

Musical instruments

industry, 47-250, 47-250B

Musicians

employment and income, 87-530

**The Muslim Canadians, a profile**, 1981 census, 99-958

Mutton and lamb. **See also** Sheep.

frozen, stocks, 23-203, 32-012

imports and exports, 23-203

## N

**Nagnur, D.**, 89-506

Nails, staples, tacks. **See** Wire.

**Nair, C.**, 82-544

Narrow fabrics

industry, 34-251, 34-251B

National accounts, 11-010. **See also** Balance of payments;

Economic indicators; Financial flows; Government finance;

Gross domestic product; Input-output tables; National balance

sheets; National income and expenditure; Productivity

indexes.

aggregate productivity measures, 14-201

financial flows, 13-002, 13-002P

gross domestic product by industry, 15-001

gross domestic product by industry, historical statistics, 15-512

historical statistics, 11-210

input-output tables, 15-201E, 15-202E

input-output tables, 1961-1981, 15-510, 15-511

national balance sheets, 13-214

national income and expenditure, 13-001, 13-201

provincial economic accounts, 13-213

provincial gross domestic product, by industry, 15-203

**National balance sheet accounts**, 13-214

National balance sheets, 13-214, 67-202, 67-202P

National defence. **See** Defence.

National income and expenditure, 13-001, 13-201. **See also**

Expenditure; Income.

**National income and expenditure accounts**, 13-001

**National income and expenditure accounts, the annual estimates**, 13-201

National savings

sources and disposition, 13-001

Native languages

1981 census, 99-935, 99-937

Native peoples, 11-511E. **See also** Ethnicity; Population.

1981 census, 99-937

Natural gas. **See also** Drilling; Mining; Oil; Petroleum products.

industry, 26-213

supply and disposition, 26-006, 26-213

use, 26-006

utilities, 55-002

utilities, transport and distribution systems, 57-205

wells, exploration, development and capital expenditures,

intentions, 61-216

Natural resources. **See also** Fisheries; Forests; Land; Mining;

Natural gas; Oil.

and human activity, 11-509E

Naturalization. **See** Citizenship.

Neoplasms, Malignant. **See** Cancer.

Neuroses. **See** Mental health.

New Brunswick

historical statistics, 11-608

**New motor vehicle sales**, 63-007

Newspapers

publishing and printing industry, 36-251, 36-251B

Newsprint

industry, 36-250, 36-250B

**Nicholls, E.**, 82-544

Nickel

production, 26-223

1981 census dictionary, 99-901  
 1981 census information on place of birth, citizenship and immigration: some facts and figures, 99-952  
 1981 shelter cost data: editing and imputation strategies, 1981 census, 99-943  
 1986 census geography: a historical comparison, 99-106E  
 Non-family persons. *See* Unattached individuals.  
 Non-ferrous metals. *See* Metals.  
 Non-metal mines, 26-224  
 Non-metallic mineral products. *See* Mineral products.  
 Non-metallic mineral products industries, 44-250, 44-250B  
 Non-metallic minerals. *See also* Coal; Mineral products; Mining, production, 26-202, 26-224  
 Non-residential construction. *See also* Engineering construction, contractors, establishments, output, labour, revenue and expenditure, 64-207  
   fixed capital flows and stocks, 13-211  
   value of work performed, 64-201  
 Non-residential general contractors and developers, 64-207  
 Nuptiality. *See* Marriages.  
 Nursery products. *See also* Flowers; Sod, industry, 22-203  
   1981 census, 96-913  
 Nursery schools. *See* Kindergartens.  
 Nuts  
   consumption, 32-229

## O

Occupational classification. *See* Classification.  
 Occupational mortality in British Columbia, 1950-1978, 84-544  
 Occupational training. *See* Vocational training.  
 Occupations. *See also* Employment; Labour force; Labour market; Vocational training.  
   by cultural characteristics, 1981 census, 92-918  
   by educational and demographic characteristics, 1981 census, 92-917  
   by industry, 1981 census, 92-923  
   by labour force activity, 1981 census, 92-919  
   by province and census districts, 1981 census, 93-961 to 93-972  
   classification, 12-565E  
   earnings, 1981 census, 92-930  
   labour force mobility, 1981 census, 92-927  
   mortality rates, British Columbia, 84-544  
   1981 census, 92-920  
   women, 1981 census, 99-940  
 Occupied private dwellings, private households, census families in private households, selected characteristics, 1981 census, 93-937 to 93-948  
 Occupied private dwellings: selected characteristics: Canada, provinces, urban size groups, rural non-farm and rural farm, 1981 census, 92-932  
 Occupied private dwellings: type and tenure (also showing collective dwellings): Canada, provinces, urban size groups, rural non-farm and rural farm, 1981 census, 92-903  
 Offenders. *See also* Corrections; Crimes; Young offenders, homicide suspects, 85-209  
 Office furniture  
   industries, 35-251, 35-251B  
   shipments, 35-006  
 Office machines. *See also* Computers, industry, 43-250, 43-250B  
 Office supplies. *See* Stationery.

Official language education. *See* Language education.  
 Official languages, 91-209E. *See also* Bilingualism, 1981 census, 92-910, 92-913, 99-935  
 Oil. *See also* Fuel; Natural gas; Natural resources; Oil wells; Petroleum products.  
   crude, industry, 26-213  
   crude, supply and disposition, 26-006, 26-213  
   pipe line transport, 55-001, 55-201  
 Oil pipe line transport, 55-001, 55-201  
 Oil wells. *See also* Drilling; Mining; Oil, exploration, development and capital expenditures, intentions, 61-216  
 Oils and fats. *See also* Lard; Margarine; Oilseeds; Vegetable oils, consumption, 32-230  
   production, purchases and sales, 32-006  
 Oils and fats, 32-006  
 Oilseeds. *See also* Oils and fats; Vegetable oils, crushings, 32-006  
   crushings and stocks, 22-201  
   1981 census, 96-912  
   supply and disposition, marketings, exports, 22-007  
 Oja, G., 13-588 no.1  
 Old age security, 86-509. *See also* Elderly; Pensions.  
 On the comparability of the census mother tongue data, 1976-1981, 1981 census, 99-960  
 One-parent families. *See* Lone-parent families.  
 One-person households. *See* Persons living alone.  
 Operating results, men's retail clothing stores, 63-603  
 Operating results, retail drug stores, 63-607  
 Operating results, retail florists, 63-608  
 Operating results, retail jewellery stores, 63-609  
 Ophthalmic goods  
   industry, 47-250, 47-250B  
 Orders. *See also* Inventories; Manufacturing; Sales; Shipments, manufacturing industries, 31-001  
 Organic industrial chemicals. *See* Industrial chemicals  
 Other manufacturing industries, 47-250, 47-250B  
 An overview of Canadian grain milling, 22-502  
 An overview of employment developments, 1980-1982, 71-601 no. 33  
 Ownership. *See also* Corporations; Enterprises; Foreign control, corporations, 61-517  
   foreign, corporations, 61-210  
   of manufacturing, mining and logging establishments, 31-401, 31-401P

## P

Paasche indexes. *See* Price indexes.  
 Packaging. *See also* Containers, consumption by manufacturing industries, 31-212  
 Paint  
   industry, 46-250, 46-250B  
 Pants  
   industry, 34-252, 34-252B  
 Paper and allied products industries, 36-250, 36-250B  
 Paper bags  
   shipments, 36-004  
 Paper boxes  
   shipments, 36-004  
 Paper products. *See also* Bags; Boxes; Roofing, industries, 25-202, 36-250, 36-250B  
 Paperboard. *See also* Building board, industry, 36-250, 36-250B  
   production and shipments, 25-202  
 Parks, 87-207. *See also* Heritage resources; Recreation.



- Particleboard. **See also** Building board.  
industry, 35-250, 35-250B  
production and shipments, 36-003
- Particleboard, waferboard and hardboard**, 36-003
- Part-time employment, 71-601 no. 36  
by school attendance, age and sex, 1981 census, 92-916  
women, 1981 census, 99-940
- Passenger bus and urban transit statistics**, 53-003, 53-215
- Passengers. **See also** Air traffic; Carriers.  
air carriers, 51-002, 51-004, 51-005  
air carriers, origin and destination, 51-204, 51-205  
air charters, 51-207  
railways, 52-215
- Pasta products  
industry, 32-250, 32-250B
- Patents as indicators of invention**, 88-504E
- Patients. **See also** Hospital utilization.  
psychiatric, 83-204
- Pay. **See** Earnings.
- Peas, Dry. **See** Dry peas.
- Penitentiaries. **See** Corrections.
- Pension plans in Canada**, 74-401
- Pensions. **See also** Canada Pension Plan; Employee benefits; Old age security; Quebec Pension Plan.  
employer-sponsored, 74-401  
employer-sponsored, financial statistics, 74-001, 74-201  
national programs, 86-507  
Workmen's Compensation Board, 86-501
- Pentanes plus. **See** Oil.
- Performing arts, 87-527  
economic statistics, 87-532
- Periodicals. **See also** Publishing.  
publishing and printing industry, 36-251, 36-251B  
publishing industry, 87-203
- Permits. **See** Licences and permits.
- Péron, Y.**, 82-543E
- Perreault, J.**, 91-520
- Personal care. **See also** Health care.  
consumer price index, 62-001
- Personal income. **See** Income.
- Personal income tax. **See** Income taxes.
- Personal services, 63-231. **See also** Barber and beauty shops;  
Funerals; Laundries and cleaners.  
small business profiles, Canada and provinces, 61-601 to 61-613
- Persons living alone. **See also** Households; Living arrangements;  
Unattached individuals.  
1981 census, 92-904, 99-934  
1986 census, 93-104  
teaching kit, 11-518E
- Perspectives Canada III**, 11-511E
- Pesticides, Agricultural. **See** Agricultural chemicals.
- Petrochemicals. **See** Chemicals.
- Petroleum. **See** Oil.
- Petroleum products. **See also** Asphalt; Coal products; Fuel;  
Mineral products; Natural gas; Oil.  
industries, 45-250, 45-250B  
supply, sales and disposition, 45-004
- Pharmaceuticals. **See** Drugs.
- Pharmacies. **See** Drug stores.
- Photographers, 63-231
- Physical health  
adults, 11-612E no. 1  
youth, 82-545E
- Picot, W. G.**, 89-501E, 89-518
- Pierre-Pierre, F. K.**, 12-519E
- Pigments. **See** Paint.
- Pigs. **See also** Pork.  
inventories and farming operations, 21-601E no. 9  
number on farms, 23-008  
number on farms, farm values, prices, slaughter and exports, 23-203
- Pipelines, 55-001, 55-201. **See also** Natural gas; Oil.
- Pipes. **See also** Concrete; Iron and steel; Plastic products.  
and tubes, steel, production and shipments, 41-011  
concrete, industry, 44-250, 44-250B  
plastic, industry, 33-250, 33-250B  
steel, industry, 41-250, 41-250B
- Place name reference list**, 1981 census, 94-902 to 94-904
- Place names. **See also** Geographical classification.  
CSDs and unincorporated places, 1981 census, 94-902 to 94-904
- Place of birth. **See** Birthplace.
- Planing mills. **See** Sawmills.
- Plastic. **See also** Laminates; Synthetic resins.  
industry, 46-250, 46-250B
- Plastic products. **See also** Bags; Bottles; Pipes.  
bottles, shipments, 47-006  
film and bags, shipments, 47-007  
industries, 33-250, 33-250B
- Plate work. **See** Steel plate.
- Platek, R.**, 12-519E
- Platemaking, typesetting, binding  
industry, 36-251, 36-251B
- Plumbing fixtures, 64-202, 64-601. **See also** Metal products.  
metal, industry, 41-251, 41-251B
- Plywood. **See** Veneer and plywood.
- Police. **See also** Law enforcement.  
federal, provincial, and Indian reserves, 85-523  
officers murdered, 85-209
- Policing in Canada, 1986**, 85-523
- Pollution. **See** Environment.
- Pool, I.**, 99-961
- Popcorn. **See** Snack food.
- Population, 11-010, 11-402E, 11-403E, 91-002. **See also**  
Age-sex distribution; Birthplace; Censuses; Ethnicity;  
Languages; Marital status; Native peoples; Population  
change; Population distribution; Population estimates;  
Population growth; Population projections; Religion; Rural  
population; Urban population; Vital statistics.  
CAs, 1981 census, 95-944  
CDs, 1981 census, 95-902, 95-942  
CDs and CSDs, 1981 census, 95-983 to 95-994, 98-901 to 98-912  
CDs and CSDs, 1986 census, 92-101, 94-101 to 94-123  
CMAs, 1981 census, 95-943  
CMAs and CAs, 1981 census, 94-947, 95-903  
CMAs and CAs, 1986 census, 92-104, 94-127  
CSDs, 1981 census, 94-905  
CSDs, CDs, CMAs, CAs, urban areas and rural areas, by  
province, 1986 census, 92-109 to 92-120  
CSDs of over 5,000 population, 1981 census, 95-904, 95-945  
CTs, 1981 and 1976 census, 94-911 to 94-946  
CTs, 1981 census, 95-905 to 95-940, 95-946 to 95-981  
FEDs, 1981 census, 95-901, 95-941  
FEDs, 1986 census, 94-125  
FEDs and CSDs, 1986 census, 92-102  
FEDs and EAs, 1986 census, 92-103  
age, sex and marital status, 1981 census, 92-901  
age, sex and marital status, 1986 census, 93-101  
age, sex and marital status, estimation methods, 91-528E

- birthplace, citizenship, immigration period, 1981 census, 92-913
- characteristics, 63-224
- demographic and income data, by postal code areas, 17-602
- demographic and socio-cultural highlights, 1981 census, 99-959E
- demographic indicators, 82-543E
- dwellings, households, and families, 1986 census, 93-104
- economic characteristics, by province and census districts, 1981 census, 93-961 to 93-972
- estimation methods, 91-528E
- ethnic origin, 1981 census, 92-911
- families, households, and dwellings, by selected characteristics, province and census districts, 1981 census, 93-913 to 93-924
- for EA's by FED, 1981 census, 94-906
- historical statistics, 11-210
- household income, by province and census districts, 1981 census, 93-949 to 93-960
- households, family, by age, sex, marital status and living arrangements, 1981 census, 92-905
- language, ethnic origin, religion, place of birth, schooling, by province and census districts, 1981 census, 93-925 to 93-936
- mobility status, 1981 census, 92-907
- mother tongue, 1981 census, 92-902
- mother tongue, 1986 census, 93-102
- mother tongue, official language and home language, 1981 census, 92-910
- 1976 and 1981, FEDs and CSDs, 1981 census, 99-908
- nuptiality and fertility, 1981 census, 92-906
- rank, CDs and CSDs, 1986 census, 92-101
- rank, CMAs and CAs, 1986 census, 92-104
- religion, 1981 census, 92-912
- school attendance and level of schooling, 1981 census, 92-914
- selected social and economic characteristics, by Labour Force Survey economic regions, 1981 census, 93-975
- total income, 1981 census, 92-928
- trends, 11-008E, 11-511E
- Population: age, sex and marital status: Canada, provinces, urban size groups, rural non-farm and rural farm, 1981 census, 92-901**
- Population and dwelling characteristics, census divisions and subdivisions, 1986 census, 94-101 to 94-123**
- Population and dwelling counts, Canada, 1986 census, 92-101 to 92-104**
- Population and dwelling counts, provinces and territories, 1986 census, 92-109 to 92-120**
- Population and dwellings: enumeration areas by federal electoral district and province, 1981 census, 94-906**
- Population change, 91-002. *See also* Migration; Population; Population growth.
- 1981 census, 99-931
- Population counts, 1976 and 1981: federal electoral districts, 1981 census, 99-908**
- Population distribution. *See also* Population; Rural population; Urban population.
- by province, census districts and urban and rural groups, 1981 census, 93-901 to 93-912
- 1981 census, 99-931, 99-942
- Population, economic characteristics, 1981 census, 93-961 to 93-972**
- Population: employment income distributions: Canada, provinces, urban size groups, rural non-farm and rural farm, 1981 census, 92-929**
- Population estimates. *See also* Population; Population projections.
- CDs, 1976-1981, 91-521
- CMAs and CDs, 91-211, 91-212
- by marital status, age and sex, 1976-1981, 91-519
- by marital status, age, sex and components of growth, 91-210
- by sex and age, 1976-1981, 91-518
- Population estimation methods, Canada, 91-528E**
- Population: ethnic origin: Canada, provinces, urban size groups, rural non-farm and rural farm, 1981 census, 92-911**
- Population: geographic distributions, 1981 census, 93-901 to 93-912**
- Population growth, 91-002, 91-209E, 91-210, 91-524E. *See also* Fertility; Migration; Mortality; Population; Population change.
- impact on labour market, 71-603E
- 1981 census, 99-931
- projections, 1984-2006, 91-520
- Population: historical tables for census education data, 1971, 1976 and 1981: Canada, regions, provinces, 13-579**
- Population: labour force activity: Canada, provinces, urban size groups, rural non-farm and rural farm, 1981 census, 92-915**
- Population: labour force, industry by cultural characteristics: Canada, provinces, 1981 census, 92-922**
- Population: labour force, industry by demographic and educational characteristics: Canada, provinces, urban, rural non-farm and rural farm, 1981 census, 92-921**
- Population: labour force, industry by occupation: Canada, provinces, 1981 census, 92-923**
- Population: labour force, industry trends: Canada, provinces, 92-925**
- Population: labour force, occupation and industry, mobility status: Canada, provinces, 1981 census, 92-927**
- Population: labour force, occupation by cultural characteristics: Canada, provinces, 1981 census, 92-918**
- Population: labour force, occupation by demographic and educational characteristics: Canada, provinces, urban, rural non-farm and rural farm, 1981 census, 92-917**
- Population: labour force: occupation trends: Canada, provinces, 1981 census, 92-920**
- Population: language, ethnic origin, religion, place of birth, schooling, 1981 census, 93-925 to 93-936**
- Population: mobility status: Canada, provinces, census divisions, census metropolitan areas, 1981 census, 92-907**
- Population: mobility status of the labour force: Canada, provinces, urban and rural, census metropolitan areas, selected subprovincial areas, 1981 census, 92-926**
- Population: mother tongue: Canada, provinces, urban size groups, rural non-farm and rural farm, 1981 census, 92-902**
- Population: mother tongue, official language and home language: Canada, provinces, urban size groups, rural non-farm and rural farm, 1981 census, 92-910**
- Population movement. *See* Mobility.
- Population: nuptiality and fertility: Canada, provinces, urban size groups, rural non-farm and rural farm, 1981 census, 92-906**
- Population: occupied private dwellings, private households, census families in private households: selected characteristics: census divisions, census metropolitan areas, urbanized core and fringe with components, census subdivisions, census subdivisions of 10,000 population and over, 1981 census, 93-913 to 93-924**
- Population: place of birth, citizenship, period of immigration: Canada, provinces, urban size groups,**



- rural non-farm and rural farm, 1981 census, 92-913
- Population: place of work, census agglomerations of 25,000 population and over: census agglomerations of 25,000 population and over, census subdivisions, 1981 census, 92-909**
- Population: place of work, census metropolitan areas: census metropolitan areas, census subdivisions, 1981 census, 92-908**
- Population: private households, census families in private households; income, census divisions, urban, rural non-farm and rural farm, census metropolitan areas, urbanized core and fringe, 1981 census, 93-949 to 93-960**
- Population projections. *See also* Population; Population estimates. 1984-2006, 91-520
- Population projections for Canada, provinces and territories, 1984-2006, 91-520**
- Population: religion: Canada, provinces, urban size groups, rural non-farm and rural farm, 1981 census, 92-912**
- Population: school attendance and level of schooling: Canada, provinces, urban and rural, 1981 census, 92-914**
- Population: total income: Canada, provinces, urban size groups, rural non-farm and rural farm, 1981 census, 92-928**
- Population: work activity In 1980: Canada, provinces, 1981 census, 92-916**
- Population: worked in 1980: employment income by occupation: Canada, provinces, 1981 census, 92-930**
- Population: worked in 1980: employment income by selected characteristics: Canada, provinces, 1981 census, 92-931**
- Population: worked since January 1, 1980: industry by labour force and work activity: Canada, provinces, 1981 census, 92-924**
- Population: worked since January 1, 1980: occupation by labour force and work activity: Canada, provinces, 1981 census, 92-919**
- Pork. *See also* Lard; Pigs.  
frozen, stocks, 23-203, 32-012  
imports, 23-203
- Post-graduation plans of Ph.D. graduates, 81-259**
- Postal service  
postal code index, 17-602
- Postcensal annual estimates of population by marital status, age, sex and components of growth for Canada, provinces and territories, 91-210**
- Postcensal annual estimates of population for census divisions and census metropolitan areas, (component method), 91-212**
- Postcensal annual estimates of population for census divisions and census metropolitan areas, (regression method), 91-211**
- Postsecondary education. *See also* Community colleges; Universities; Vocational training.  
community college, enrolment and graduates, 81-222  
demographic profile, historical data, 13-579, 13-579S  
finance, 81-208  
finance, historical statistics, 81-560  
historical statistics, 81-569  
inventory of census information, 1981 census, 99-954E
- Potatoes. *See also* Vegetables.  
area planted, yield and production, 22-008  
consumption, 32-230
- Poultry. *See also* Eggs; Hens and chickens; Poultry meat; Turkeys.  
consumption, 32-229  
data collection and estimating procedures, 21-602E no. 2  
feed, shipments, 32-004  
frozen, stocks, 23-003, 32-217  
1981 census, 96-901 to 96-911, 96-914  
1986 census, 96-102 to 96-112  
products, industry, 32-250, 32-250B  
Poultry meat. *See also* Poultry.  
frozen, stocks, 23-003  
supply and disposition, 23-202
- Poverty-level income. *See* Low income.
- Power plants. *See also* Electric power; Power transmission equipment; Turbines.  
electric, 57-204  
electric, inventory, 57-206
- Power transmission equipment. *See also* Power plants.  
industry, 42-250, 42-250B
- Precast concrete. *See* Concrete.
- Precious metal industries, 47-250, 47-250B. *See also* Gold; Metal industries; Silver.
- Prefabricated buildings. *See also* Metal products; Millwork.  
metal, industry, 41-251, 41-251B  
wooden, industry, 35-250, 35-250B
- Preliminary analysis of the contribution of direct government ; payments to realized net farm income, 21-601 no. 5**
- Preliminary statement of Canadian international trade, 65-001P**
- Prentice, B., 89-502E
- Price indexes, 62-602, 65-001, 65-001P. *See also* Construction price indexes; Consumer price indexes; Farm price indexes; Implicit price indexes; Industry price indexes; Prices; Travel price index.  
construction price indexes, 62-007  
consumer price index, 62-001, 62-557E, 62-606E  
consumer price index, teaching kit, 62-602  
consumer price indexes, 62-010, 62-553,  
farm input price index, 62-004  
farm product price index, 62-003  
industrial product price indexes, 62-556  
industry price indexes, 62-011  
research and development expenditures, 88-509
- Price indexes for Canadian industrial research and development expenditures, 88-509**
- Price level measurement: proceedings from a conference sponsored by Statistics Canada, 62-602**
- Prices, 11-010. *See also* Expenditure; Price indexes.  
consumer, 62-010  
historical statistics, 11-210  
measurement, 62-602
- Primary iron and steel, 41-001**
- Primary metal industries, 41-250, 41-250B**
- Primary textile industries, 34-250, 34-250B**
- Printing. *See also* Platemaking, typesetting, binding; Publishing.  
industries, 36-251, 36-251B
- Printing inks. *See* Inks.
- Printing, publishing and allied industries, 36-251, 36-251B**
- Prisons. *See* Corrections.
- Private and public investment in Canada, intentions, 61-205**
- Private and public investment in Canada, revised intentions, 61-206**
- Private households, income: Canada, provinces, urban size groups, rural non-farm and rural farm, 1981 census, 92-934**
- Private households, selected characteristics: Canada, provinces, urban size groups, rural non-farm and rural farm, 1981 census, 92-933**



**Private households: type, number of persons, composition:**  
Canada, provinces, urban size groups, rural non-farm and rural farm, 1981 census, 92-904

**Proceedings of a workshop on demographic trends and their impact on the Canadian labour market,** 71-603E

**Production and disposition of tobacco products,** 32-022

**Production and inventories of process cheese and instant skim milk powder,** 32-024

**Production and sales of phonograph records and pre-recorded tapes in Canada,** 47-004

**Production and shipments of blow-moulded plastic bottles,** 47-006

**Production and shipments of steel pipe and tubing,** 41-011

**Production and stocks of eggs and poultry,** 23-003

**Production and stocks of tea, coffee and cocoa,** 32-025

**Production and value of honey and maple products,** 23-211

**Production of poultry and eggs,** 23-202

**Production of selected biscuits,** 32-026

**Production, sales and stocks of major appliances,** 43-010

**Production, shipments and stocks on hand of sawmills east of the Rockies (excluding Newfoundland and Prince Edward Island),** 35-002

**Production, shipments and stocks on hand of sawmills in British Columbia,** 35-003

**Productivity indexes**  
labour, 14-201

**Products and services,** 1986 census, 99-102E, 99-103E

**Products shipped by Canadian manufacturers,** 31-211

**Professors.** *See* University teachers.

**Progress in the collection of annual agricultural statistics and of crop reports during growth in the Dominion of Canada, 1908-1935,** 21-602E no. 9

**Property crimes,** 85-205

**Property management.** *See* Building management.

**Provincial and territorial government employment,** 72-007

**Provincial census tracts,** 1986 census, 99-122 to 99-125

**Provincial economic accounts, experimental data,** 13-213

**Provincial government**

assets and liabilities, source and application of funds, 68-209

employment, 72-007

enterprises, financial statistics, 61-204

expenditures on culture, 87-206

finance, 68-207, 68-209

revenue and expenditure, 68-207

**Provincial government enterprise finance, income and expenditure, assets, liabilities and net worth,** 61-204

**Provincial government finance, assets, liabilities, source and application of funds,** 68-209

**Provincial government finance, revenue and expenditure,** 68-207

**Provincial gross domestic product by industry,** 15-203

**Psychiatric hospitals.** *See also* Mental health.  
separations, 83-204

**Psychoses.** *See* Mental health.

**Public administration.** *See also* Government.

federal, employment, 72-004

federal, employment in metropolitan areas, 72-205

local, employment, 72-009

provincial and territorial, employment, 72-007

**Public finance.** *See* Government finance.

**Public service.** *See* Public administration.

**Publications**

census, catalogue, 1986 census, 99-102E, 99-103E

current, catalogue, 11-204E

new releases, 11-001E, 11-002E

on women, 11-523E

selected, catalogue, 11-009E

uncatalogued, listing, 11-207, 11-207S

**Publishing,** 87-527. *See also* Arts; Books; Printing.

books, industry, 87-210

industries, 36-251, 36-251B

industries, economic statistics, 87-532

periodicals, industry, 87-203

**Pulp and paper.** *See also* Building board; Paperboard; Wood industries; Wood pulp.

industries, 25-202, 36-250, 36-250B

**Pulpwood and wood residue statistics,** 25-001

**Pumps.** *See* Compressors, pumps and fans.

**Purses.** *See* Luggage.

## Q

**Quarries and sand pits,** 26-225

**Quarterly demographic statistics,** 91-002

**Quarterly estimates of the Canadian balance of international payments,** 67-001, 67-001P

**Quarterly estimates of trustee pension funds,** 74-001

**Quarterly hospital information system, hospital indicators,** 83-002

**Quarterly report on energy supply-demand in Canada,** 57-003

**Quarterly shipments of office furniture products,** 35-006

**Quebec**

statistical history, 11-606E

**Quebec Pension Plan,** 86-507. *See also* Pensions.

**Questionnaires.** *See also* Census forms; Surveys.

development and design, 12-519E

inventory index, 12-205S

inventory (microfiche), 12-205

## R

**R & D.** *See* Research and development.

**Race.** *See* Ethnicity.

**Radio**

broadcasting industry, 56-204

**Radio and television broadcasting,** 56-204

**Radio and television sets**

industry, 43-250, 43-250B

**Rail transport.** *See* Railways.

**Railway carloadings.** *See* Freight.

**Railway carloadings,** 52-001

**Railway operating statistics,** 52-003

**Railway ties.** *See* Railway tracks.

**Railway tracks,** 52-215. *See also* Railways.

**Railway transport in Canada, commodity statistics,** 52-211

**Railway transport in Canada, general statistics,** 52-215

**Railway transport, railway commodity origin and destination statistics,** 52-214

**Railways,** 50-002. *See also* Carriers; Freight; Railway tracks;

Rolling stock.

carloadings, 52-001

employment, 52-215

financial statistics, 52-215

freight and passengers, 52-215

freight by commodity, 52-211

freight by commodity, origin and destination, 52-214

operating statistics, 52-003

rolling stock industry, 42-251, 42-251B

**Rape.** *See* Sexual offences.

**Rapport, D.,** 11-510

**Rashid, A.,** 13-578, 99-958

- Raw materials price index. **See** Industry price indexes.
- Reading. **See also** Books; Recreation.  
consumer price index, 62-001
- Ready-mix concrete. **See** Concrete.
- Record players. **See** Sound equipment.
- Records  
and tapes, 87-202  
industry, 47-250, 47-250B  
phonograph, production and sales, 47-004
- Recreation, 11-402E, 11-403E, 11-511E, 87-401. **See also**  
Lifestyle; Parks; Reading; Television; Tourism.  
arts and culture, 87-527  
consumer price index, 62-001  
television viewing, 87-208
- Reed, P., 89-502E
- Reference maps. **See also** Geographical classification;  
Geostatistical areas.  
CDs and CSDs, 1981 census, 99-907  
CDs and CSDs, 1986 census, 99-115  
CMAs, 1981 census, 99-919 to 99-930  
CMAs and CAs, 1981 census, 99-906  
CMAs and CAs, 1986 census, 99-116  
CTs, 1986 census, 95-101 to 95-174  
block-face geocoding, 99-976  
census mapping program, 99-972  
geographical classification, 12-572
- Reference maps: census divisions and subdivisions, 1981  
census, 99-907
- Reference maps: census metropolitan areas and census  
agglomerations, 1981 census, 99-906
- Refined petroleum and coal products industries, 45-250,  
45-250B
- Refined petroleum products, 45-004
- Reformatories. **See** Corrections.
- Refractories  
industry, 44-250, 44-250B
- Refrigeration equipment. **See also** Air conditioning.  
industry, 42-250, 42-250B
- Registrations, Motor vehicle. **See** Motor vehicle registrations.
- Relationship to person 1 and family characteristics: 1981  
census head office processing results, 99-944
- Religion. **See also** Ethnicity; Population.  
by province and census districts, 1981 census, 93-925 to 93-  
936  
Muslim, 1981 census, 99-958  
1981 census, 92-911, 92-912
- Rentals and leasing. **See also** Machinery and equipment; Motor  
vehicles.  
automobile and truck, 63-231  
machinery and equipment, 63-231  
machinery and equipment, small business profile, Canada and  
provinces, 61-601E to 61-613E
- Repair construction  
value of work performed, 64-201
- Repair expenditure. **See** Capital expenditure.
- Repair services, 63-231  
small business profile, Canada and provinces, 61-601 to  
61-613
- Report of the Canadian Health and Disability Survey,  
1983-1984, 82-555E
- Report on fur farms, 23-208
- Report on the demographic situation in Canada, 91-209E
- Research and development, 88-001. **See also** Science;  
Technology.  
expenditures, 88-203, 88-506E  
expenditures and output, 88-201  
expenditures, price indexes, 88-509  
indicators, 88-505E  
industrial, 88-202
- Residential care. **See** Special care.
- Residential care facilities, 83-236
- Residential care facilities in Canada, List of, 83-221
- Residential construction, 64-003. **See also** Dwellings; Housing.  
contractors, establishments, output, labour, revenue and  
expenditure, 64-208  
starts and completions, 64-002  
value of work performed, 64-201
- Residential general contractors and developers, 64-208
- Resins, Synthetic. **See** Synthetic resins.
- Resources for research and development in Canada (with  
estimates), 88-203
- Restaurant, caterer and tavern statistics, 63-011
- Restaurants, 87-401. **See also** Caterers; Food.  
receipts, 63-011, 63-536  
small business profile, Canada and provinces, 61-601 to  
61-613
- Restaurants, caterers and taverns industry survey, 63-536
- Results from the absence from work surveys, 1978 to 1981,  
71-601 no. 32
- Retail chain and department stores, 63-210
- Retail stores. **See** Stores.
- Retail trade. **See also** Direct selling; Sales; Stores.  
chain and department stores, 63-210  
chain and independent stores, by kind of business, 63-005  
drug stores, operating results, 63-607  
florists, operating results, 63-608  
jewellery stores, operating results, 63-609  
men's clothing, operating results, 63-603  
sales per selling area, by kind of business, 61-522  
seasonal variations, 16-502
- Retail trade, 63-005
- Revenue, Business. **See** Income.
- Revenue, Government. **See** Government revenue.
- Revisions to the treatment of imputed house rents in the  
Canadian farm accounts, 1926-1979, 21-601E no. 10
- Rigid insulating board, wood fibre and mineral products,  
36-002
- Road construction. **See** Highway construction.
- Road motor vehicles, fuel sales, 52-218
- Road motor vehicles, registrations, 53-219
- Road transport, 50-002. **See also** Motor carriers; Motor vehicles.  
fuel sales, 52-218
- Roads. **See** Highways.
- Robbery, 85-205
- Robinson, P., 99-962
- Rolling, casting, extruding  
metal industries, 41-250, 41-250B
- Rolling stock, 52-215. **See also** Railways.  
railway, industry, 42-251, 42-251B
- Romaniuc, A., 91-524E
- Roofing. **See also** Construction materials; Paper products;  
Shingles and shakes.  
asphalt, industry, 36-250, 36-250B  
asphalt, production and shipments, 45-001
- Ross, G., 99-978
- Round wood. **See** Logging.
- Rubber. **See also** Tires.  
hose and belting industry, 33-250, 33-250B  
products, industries, 33-250, 33-250B
- Rubber and plastic products industries, 33-250, 33-250B
- Rural areas. **See also** Geographical classification; Urban areas.  
1981 census, 99-909 to 99-912, 99-942



Rural population. **See also** Population distribution.  
by province and census districts, 1981 census, 93-901 to 93-912  
1981 census, 99-942

## S

**Salaries and salary scales of full-time teaching staff at Canadian universities**, 81-258, 81-258P, 81-258S

Salaries and wages. **See also** Earnings.  
by industry and province, 72-005  
full-time university teachers, 81-258, 81-258P, 81-258S  
men and women, 13-217

Sales. **See also** Orders; Retail trade; Shipments.  
alcoholic beverages, 63-202  
campus book stores, 63-219  
department stores, 63-002  
direct selling, 63-218  
monthly, department stores, by province and metropolitan area, 63-004  
new motor vehicles, 63-007  
retail, 63-005  
retail, per selling area, by kind of business, 61-522  
retail, regional breakdowns of seasonal variations, 16-502

**Sales per selling area of independent retailers**, 61-522

Salt  
production and shipments, 26-224

Sampling  
methodology, 12-602E

Sand and gravel  
treatment, shipments and consumption, 26-225

Sashes. **See** Doors and windows.

**Satin, A.**, 12-602E

Sawmill machinery  
industry, 42-250, 42-250B

Sawmills. **See also** Lumber.  
industry, 25-202, 35-250, 35-250B  
production, shipments and stocks, 35-002  
production, shipments and stocks, British Columbia, 35-003

School attendance. **See also** Enrolment.  
inventory of census information, 1981 census, 99-954E  
1981 census, 92-914, 99-938

School buses. **See** Buses.

Schooling allowances. **See** Family allowances.

**Schooling in Canada**, 1981 census, 99-938

Schooling level, 81-229. **See also** Degrees; Education.  
and years of schooling, census data, 13-579, 13-579S  
inventory of census information, 1981 census, 99-954E  
1981 census, 92-914, 99-938

Science, 11-402E, 88-001. **See also** Research and development;  
Scientific equipment; Scientific services; Scientists;  
Technology.  
federal government expenditures, 88-204  
indicators, 88-201, 88-501E, 88-502E, 88-503E, 88-504E,  
88-506E, 88-507E  
journals and research papers, evaluation, 88-501E, 88-507E

**Science and technology indicators**, 88-201

**Science statistics**, 88-001

Scientific equipment. **See also** Science.  
industries, 47-250, 47-250B

Scientific services. **See also** Laboratories; Science.  
establishments, 63-537  
federal government, directory, 88-206E

Scientists. **See also** Science.  
engineers and technologists, 88-201

Seaborne shipping. **See** Shipping.

**Seasonal variations in the Canadian economy: retail trade**, 16-502

Seasonality  
retail trade, 16-502

Second language education. **See** Language education.

Secondary education  
enrolment, 81-210  
finance, 81-208  
finance, historical statistics, 81-560  
historical statistics, 81-569  
inventory of census information, 1981 census, 99-954E

**Security transactions with non-residents**, 67-002

**Selected publications**, 11-009E

**Selected service industries in Canada**, 63-231

**Self-employment in Canada**, 71-601 no. 45

Self-employment income. **See** Earnings.

Senior citizens. **See** Elderly.

**The seniors boom: dramatic increases in longevity and prospects for better health**, 89-515

Separation, Marital. **See** Divorces.

Separations (Hospitals), 82-206, 82-208. **See also** Deaths;  
Hospital utilization.  
psychiatric and general hospitals, 83-204

**Service bulletin (Aviation Statistics Centre)**, 51-004

Service industries, 11-402E, 11-403E  
international trade, 67-510  
revenues, 63-231  
small business profiles, Canada and provinces, 61-601E to 61-613E

Service stations and garages. **See also** Motor vehicles.  
small business profile, Canada and provinces, 61-601E to 61-613E

Sex distribution. **See** Age-sex distribution.

Sexual offences, 85-205

Shakes. **See** Shingles and shakes.

**Shastri, W.**, 12-602E

Sheep. **See also** Mutton and lamb; Wool.  
number on farms, 23-008  
number on farms, farm values, prices, slaughter, imports and exports, 23-203

Shingles and shakes. **See also** Roofing.  
industry, 25-202, 35-250, 35-250B

Shipbuilding. **See also** Vessels.  
and repair industry, 42-251, 42-251B

Shipments. **See also** Inventories; Manufacturing; Orders; Sales.  
manufacturing industries, 31-001, 31-211

**Shipments of animal and poultry feeds**, 32-004

**Shipments of plastic film and bags manufactured from resin**, 47-007

**Shipments of solid fuel burning heating products**, 25-002

Shipping. **See also** Vessels; Water transport.  
domestic, by commodity and port, 54-210  
international, by commodity and port, 54-209  
operating statistics, 54-205

Ships. **See** Vessels.

Shirts. **See also** Blouses.  
industry, 34-252, 34-252B

Shoes. **See** Footwear.

Shorn wool. **See** Wool.

**Shumsky, M.**, 21-601E no. 9

Sickness benefits. **See** Unemployment insurance.

Signs and displays. **See also** Advertising.  
industry, 47-250, 47-250B

Silver. **See also** Precious metal industries.  
prices, 26-201  
production and shipments, 26-223



- Silverware  
industry, 47-250, 47-250B
- Singh, F. R.**, 99-971
- Single persons. **See** Unattached individuals.
- Single-parent families. **See** Lone-parent families.
- Slaughtering. **See also** Livestock.  
cattle and calves, pigs, sheep and lambs, 23-203
- Small area data. **See also** Federal electoral districts; Geostatistical areas.  
municipal, index, 11-515  
problems, 99-971  
sub-provincial, guide, 12-566
- Small business in Canada, a statistical profile**, 61-231
- Small business profiles**, 61-601E to 61-613E
- Small businesses  
by industry and revenue size group, 61-231  
by industry and size, financial statistics, 61-231  
financial profiles, Canada and provinces, 61-601E to 61-613E
- Smelting and refining  
metal industries, 41-250, 41-250B
- Smoking  
adults, 11-612E no. 1
- Snack food  
industry, 32-250, 32-250B
- Soaps  
industry, 46-250, 46-250B
- Social allowances, 86-510, 86-511. **See also** Elderly; Handicapped.
- Social assistance. **See** Social allowances.
- Social conditions, 11-008E, 11-402E, 11-403E, 11-511E. **See also** Economic conditions.
- Social security, 11-402E, 11-403E, 11-511E. **See also** Canada Pension Plan; Criminal injuries compensation; Family allowances; Health insurance; Old age security; Quebec Pension Plan; Social allowances; Unemployment insurance; Workers compensation.  
national programs, 86-506 to 86-511  
provincial and territorial programs, 86-501, 86-502  
trends, 11-008E
- Social security, national programs. Volume 2, Unemployment insurance**, 1984, 86-506
- Social security, national programs. Volume 3, Canada and Quebec pension plans**, 1984, 86-507
- Social security, national programs. Volume 4, Family allowances and related programs**, 1982, 86-508
- Social security, national programs. Volume 5, Old age security, guaranteed income supplement and spouse's allowance**, 1982, 86-509
- Social security, national programs. Volume 6, Social allowances and services**, 1982, 86-510
- Social security, national programs. Volume 7, Other programs**, 1982, 86-511
- Sod. **See also** Nursery products.  
industry, 22-203
- Soft drinks  
industry, 32-251, 32-251B  
production, 32-001
- Softwood lumber. **See** Lumber.
- Sound equipment  
industry, 43-250, 43-250B
- Sound recording. **See also** Arts; Records; Sound equipment; Tapes.  
industry, 47-250, 47-250B, 87-527  
industry, economic statistics, 87-532  
market and industry, 87-202
- Sows. **See** Pigs.
- Special care. **See also** Alcoholics; Elderly; Handicapped; Hospitals.  
facilities, 83-236  
facilities, directory by province, 83-221
- Special trade contractors**, 64-210
- Special trades contracting. **See** Contracting.
- Specified domestic electrical appliances**, 43-003
- Spinelli, J.**, 84-544
- Spirits  
industry, 32-251, 32-251B
- Sport. **See** Recreation.
- Sporting goods  
industry, 47-250, 47-250B
- Sportswear  
industry, 34-252, 34-252B
- Spouse's allowance. **See** Old age security.
- Spraying, Crop. **See** Crop spraying.
- Springs. **See** Wire.
- Spun yarn. **See** Yarn.
- Standard geographical classification, 1986**, 12-571 to 12-573
- Standard industrial classification, 1980**, 12-501E
- Standard industrial classification. Supplement**, 12-501E Suppl.
- Standard occupational classification, 1980**, 12-565E
- Stationery. **See also** Book stores.  
industry, 36-250, 36-250B
- Statistical methodology. **See** Methodology.
- Statistics Canada catalogue**, 11-204E
- Steel. **See** Iron and steel.
- Steel plate. **See also** Iron and steel.  
industry, 41-251, 41-251B
- Steel wire and specified wire products**, 41-006
- Steers. **See** Cattle.
- Stereo equipment. **See** Sound equipment.
- Stevens, P.**, 12-519E
- Stillbirths, 84-204. **See also** Deaths.
- Stocks of food commodities in cold storage and other warehouses**, 32-217
- Stocks of frozen meat products**, 32-012
- Stocks on hand. **See** Inventories.
- Stone  
shipments, 26-225
- Stone, L. O.**, 89-515
- Storage tanks. **See** Tanks.
- Stores. **See also** Book stores; Chain stores; Department stores; Drug stores; Florists; Independent stores; Retail trade.  
retail, sales per selling area, by kind of business, 61-522  
small business profiles, Canada and provinces, 61-601E to 61-613E
- Stoves  
heating and cooking, shipments, 25-002
- Street index: post-census**, 1981 census, 94-951 to 94-988
- Streetcars, 53-003  
establishments, 53-215
- Streets. **See** Highways.
- Strohmenger, C.**, 82-543E
- Structural materials. **See** Construction materials.
- Student enrolment. **See** Enrolment.
- Subbituminous coal. **See** Coal.
- Sub-provincial data. **See** Small area data.
- Sub-provincial data, excluding census data, 1979, Guide to**, 12-566
- Subsidies. **See** Transfer payments.
- Subways, 53-003  
establishments, 53-215
- Sugar

acquisition, stocks, production, shipments, 32-013  
and chocolate confectionery, industry, 32-250, 32-250B  
and syrups, consumption, 32-229  
cane and beet, industry, 32-250, 32-250B

**The sugar situation**, 32-013

Suits

industry, 34-252, 34-252B

**Summary guide: sample population**, 1981 census, 99-903

**Summary guide: total population**, 1981 census, 99-902

**Summary of Canadian international trade**, 65-001

**A summary of commodity programs in the United States**,  
21-601E no. 7

**Supplement to "Historical tables for census education data,  
1971, 1976 and 1981"**, 13-579S

**Supplementary documents, Listing of**, 11-207

**Supplementary measures of unemployment, an update**,  
71-601 no. 41

**Surface and marine transport**, 50-002

Surgery

and hospital treatment, 82-208

classification, 82-562E (1986)

**Surgical procedures and treatments**, 82-208

**Survey methodology**, 12-001

**Survey of Canadian nursery trades industry**, 22-203

**Survey sampling: a non-mathematical guide**, 12-602E

Surveys. **See also** Censuses; Questionnaires; Sampling.

directory of survey research organizations, 11-610

methodology, 12-001, 12-519E, 12-602E

Sweaters

industry, 34-252, 34-252B

Switchgear, Electrical. **See** Electrical industrial equipment.

Synthetic resins. **See also** Plastic.

industry, 46-250, 46-250B

production, 46-002

Synthetic rubber. **See** Rubber.

**The system of government financial management statistics**,  
68-507E

System of national accounts. **See** National accounts.

## T

Tanks

metal, industry, 41-251, 41-251B

Tanneries. **See** Leather.

Tape recorders. **See** Sound equipment.

Tapes

and records, 87-202

industry, 47-250, 47-250B

pre-recorded, production and sales, 47-004

Taverns and bars. **See also** Alcoholic beverages.  
receipts, 63-011, 63-536

Taxis. **See also** Motor carriers.

small business profile, Canada and provinces, 61-601E to  
61-613E

Tea

industry, 32-250, 32-250B

production and stocks, 32-025

Teachers. **See also** University teachers.

by type of institution, 81-220

community colleges and vocational schools, 81-254

full-time, 81-229

**Teachers in universities**, 81-241

Technology, 11-402E, 88-001. **See also** Engineering; Research  
and development.

federal government expenditures, 88-204

indicators, 88-201, 88-501E, 88-502E, 88-503E, 88-504E,

88-505E, 88-506E, 88-507E

journals and research papers, evaluation, 88-501E, 88-507E

payments and receipts, 88-502E

**Technology and commodity trade**, 88-503E

Technology transfer, 88-201, 88-502E, 88-503E. **See also**  
Technology.

Teenagers. **See** Youth.

Telecommunications, 56-001. **See also** Broadcasting; Telephone.

carriers, operating statistics, 56-201

equipment, industry, 43-250, 43-250B

Telecommunications equipment

industry, 43-250, 43-250B

**Telecommunications statistics**, 56-201

Telephone, 56-203

systems, 56-002, 56-203

**Telephone statistics**, 56-002, 56-203

Television. **See also** Recreation.

broadcasting industry, 56-204

cable, 56-205

viewing, 87-208

Television sets. **See** Radio and television sets.

Tenancy. **See** Tenure.

Tenure

farm land, 1981 census, 96-920

Textile products. **See also** Fibres; Textiles.

household and hygiene products industries, 34-251, 34-251B

industries, 34-251, 34-251B

**Textile products industries**, 34-251, 34-251B

Textiles. **See also** Clothing; Textile products.

industries, 34-250, 34-250B

Theft, 85-205

**Therapeutic abortions, Canada**, 82-546

Therapy. **See also** Health care.

classification, 82-562E (1986)

Thread. **See** Textile products.

**Threlfall, W.**, 84-544

Tiles, Floor. **See** Floor coverings.

Timber. **See** Forests.

Tire cord fabrics

industry, 34-251, 34-251B

Tires

and tubes, industry, 33-250, 33-250B

Tobacco. **See also** Tobacco products.

industry, 32-251, 32-251B

production and disposition, 32-022

Tobacco products. **See also** Tobacco.

consumer price index, 62-001

industry, 32-251, 32-251B

production and disposition, 32-022

Toilet preparations

industry, 46-250, 46-250B

Toiletries. **See** Toilet preparations.

Tools. **See also** Hardware; Machinery and equipment.

hand tools and implements, industry, 41-251, 41-251B

**Toronto 150: portrait of a changing city**, 11-605E

Tourism. **See also** Recreation; Travel.

domestic, 87-401

**Tourism and recreation, a statistical digest**, 87-401

Tourist accommodation. **See** Accommodation.

Tourists. **See** Travellers.

**Towards a comprehensive framework for environmental  
statistics: a stress-response approach**, 1979, 11-510

Toys

and games, industry, 47-250, 47-250B

Trade, 11-010. **See also** Commodities; International trade;  
Merchandising.

historical statistics, 11-210  
 Trade classification. **See** Classification.  
 Trade schools. **See also** Community colleges; Vocational training.  
   educational staff, 81-254  
 Trade unions. **See** Labour unions.  
 Trailers. **See also** Mobile homes; Trucks.  
   industry, 42-251, 42-251B  
 Training, Vocational. **See** Vocational training.  
 Trains. **See** Rolling stock.  
 Transfer payments. **See also** Social security.  
   intergovernmental, 13-213  
   to farmers, 21-601 no. 5, 21-603E  
 Transformers. **See** Electrical industrial equipment.  
 Transportation, 11-010, 11-402E. **See also** Air transport;  
   Pipelines; Railways; Road transport; Transportation  
   equipment; Travel; Urban transit; Water transport.  
   consumer price index, 62-001  
   historical statistics, 11-210  
 Transportation equipment. **See also** Aircraft; Boatbuilding; Mobile  
   homes; Motor vehicles; Rolling stock; Shipbuilding; Trailers;  
   Transportation.  
   industries, 42-251, 42-251B  
**Transportation equipment industries, 42-251, 42-251B**  
**Trant, M., 21-601E no. 10**  
 Travel. **See also** Accommodation; Air travel; Automobile travel;  
   International travel; Tourism; Transportation; Travellers.  
   domestic and international, by Canadians, 87-003, 87-401  
   domestic, by Canadians, 87-504  
   in Canada, by foreign visitors, 87-003  
   international, between Canada and other countries, 66-001,  
     66-001P, 66-201  
**Travel between Canada and other countries, 66-001**  
 Travel price index, 87-003  
 Traveller accommodation. **See** Accommodation.  
**Traveller accommodation statistics, 63-204**  
 Travellers. **See also** Travel.  
   accommodation, 63-204  
   Canadian, 87-003  
   Canadian, in Canada, 87-504  
   Canadian, in other countries, 66-001, 66-001P, 66-201  
   foreign, in Canada, 66-001, 66-001P, 66-201  
**Travel-log, 87-003**  
 Trois-Rivières  
   statistical profile, 11-607E  
**Trois-Rivières: a metropolitan profile, 11-607E**  
 Trolley coaches. **See** Buses.  
 Trucking, 50-002, 53-222. **See also** Freight; Motor carriers;  
   Trucks.  
   small business profile, Canada and provinces, 61-601E to  
     61-613E  
**Trucking in Canada, 53-222**  
 Trucks, 53-222. **See also** Farm equipment; Motor carriers;  
   Trailers; Trucking.  
   truck body industry, 42-251, 42-251B  
 Trust companies  
   financial statistics, 61-006  
**Trusted pension funds, financial statistics, 74-201**  
**Tuberculosis statistics, morbidity and mortality, 82-212**  
**Tuition and living accommodation costs at Canadian**  
**universities, 81-219**  
 Tuition fees. **See also** Universities.  
   university, 81-219  
 Turbines. **See also** Power plants.  
   machinery industry, 42-250, 42-250B  
 Turf. **See** Sod.  
 Turkeys

frozen, stocks, 23-003  
 production, disposition and farm value, 23-202  
 Typesetting. **See** Platemaking, typesetting, binding.

## U

Unattached individuals. **See also** Families; Marital status; Persons  
   living alone.  
 CDs and CSDs, 1981 census, 98-901 to 98-912  
 CDs and CSDs, 1986 census, 94-101 to 94-123  
 CMAs and CAs, 1986 census, 94-127  
 FEDs, 1986 census, 94-125  
 in households, by age, sex, marital status, and living  
   arrangements, 1981 census, 92-905  
 in households, selected characteristics, 1981 census, 92-935  
 income distribution, 13-206, 13-207, 13-208  
 income, 1970-1980, 1981 census, 99-941  
 labour force characteristics, 71-533  
 living alone, 1981 census, 99-934  
 living alone, teaching kit, 11-518E  
 low income, labour force characteristics, 71-601 no. 40  
 1986 census, 93-106  
 selected social and economic characteristics, by Labour Force  
   Survey economic regions, 1981 census, 93-975  
 wealth distribution, 13-580  
 Underwear  
   industry, 34-252, 34-252B  
 Unemployed. **See also** Unemployment.  
   job search, 71-601 no. 39  
   1981 census, 92-915  
 Unemployment, 71-001, 71-001P. **See also** Employment; Job  
   search; Labour; Unemployed.  
   annual averages, 71-529  
   historical statistics, 71-201  
   postsecondary graduates, 89-518  
   rates, 71-601 no. 36  
   rates and measurements, 71-601 no. 41  
   rates, historical statistics, 71-201  
   women, 71-534  
   women, 1981 census, 99-940  
 Unemployment insurance, 86-506. **See also** Absence from work;  
   Unemployed.  
   absent workers, 71-601 no. 32  
   benefit periods, beneficiaries, contributors, and contributions,  
     73-201  
   claims, benefits, beneficiaries, contributions, 73-202S  
   claims, benefits, beneficiaries, entrance requirements, 73-001  
**Unemployment insurance statistics, 73-001**  
**Unemployment insurance statistics, annual supplement,**  
   73-202S  
**Unemployment rates for the full-time and part-time labour**  
**force, 71-601 no. 36**  
**Union formation and dissolution: results from the 1984**  
**Family History Survey, 99-963**  
 Unions. **See** Labour unions.  
 Universities. **See also** Degrees; Graduates; Postsecondary  
   education; Tuition fees; University accommodation; University  
   teachers.  
   enrolment and degrees, 81-204  
   finance, trend analysis, 81-260  
   graduates, employment by occupation and industry, 89-501E  
   tuition and accommodation costs, 81-219  
**Universities, enrolment and degrees, 81-204**  
 University accommodation. **See also** Universities.  
   costs, 81-219  
**University finance, trend analysis, 81-260**



**University graduates and jobs: changes during the 1970s: a comparison of the occupations and industrial sectors entered by university graduates in 1971 and 1978,** 89-501E

University teachers. *See also* Universities.

full-time, 81-241

full-time, salaries and salary scales, 81-258, 81-258P, 81-258S

Unmarried mothers, 91-209E. *See also* Lone-parent families.

1981 census, 99-933

Unoccupied dwellings

1981 census, 99-980

1986 census, 93-104

**Unoccupied private dwellings: limitations to the data:**

**Canada, provinces, census metropolitan areas, census agglomerations of 50,000 population and over, urbanized core and fringe,** 1981 census, 99-980

Unpublished data

on women, 11-523E

Urban areas. *See also* Census agglomerations; Census

metropolitan areas; Geographical classification; Rural areas.

growth, 1981 census, 99-942

index to data, 11-515

1981 census, 99-909 to 99-912

1986 and 1981 censuses, 1986 census, 99-106E

1986 census, 99-117 to 99-120

profiles, 11-511E

**Urban FSA and rural postal code summary data, Canada,** 17-602

**Urban growth in Canada,** 1981 census, 99-942

Urban population. *See also* Population distribution.

by province and census districts, 1981 census, 93-901 to 93-912

1981 census, 99-942

Urban transit, 53-003. *See also* Buses.

establishments, 53-215

**Usage of fertilizer materials, 1984,** 46-504

**User's guide,** 1986 census, 96-101

**A user's guide to 1981 census data on ethnic origin,** 99-949

**A user's guide to 1981 census data on place of birth, citizenship and immigration,** 99-946

Utilities. *See also* Communications; Electricity; Natural gas;

Transportation; Water supply.

gas, 55-002

gas, transport and distribution systems, 57-205

industry, expenditure, intentions, 61-205, 61-206

## V

Valves. *See also* Metal products.

metal, industry, 41-251, 41-251B

Vans. *See* Trucks.

Varnish. *See* Paint.

Veal. *See also* Calves.

exports, 23-203

frozen, stocks, 23-203, 32-012

Vegetable oils. *See also* Oilseeds.

industry, 32-250, 32-250B

sales, 32-006

Vegetables. *See also* Potatoes.

canned and frozen, industry, 32-023

canned and frozen, pack and stocks, 32-011

canned and preserved, industry, 32-250, 32-250B

consumption, 32-230

frozen, industry, 32-250, 32-250B

greenhouse grown, value and production, 22-202

1981 census, 96-913

production, 22-003

stocks, 32-217

**Vending machine operators,** 63-213

Veneer and plywood

industry, 25-202, 35-250, 35-250B

production, shipments and stocks, 35-001

Vessels. *See also* Shipbuilding; Shipping; Water transport.

domestic, 54-210

operating statistics, 54-205

seaborne, 54-209

Victims. *See also* Crimes.

of homicide, 85-209

Video. *See* Film.

Violent crimes, 85-205. *See also* Abduction; Homicides; Robbery.

Visible minorities. *See also* Ethnicity.

1981 census, 99-958

quantification by use of ethnic origin data, 1981 census, 99-957

Visual arts, 87-527

Vital statistics, 91-002. *See also* Births; Deaths; Divorces;

Fertility; Marriages; Mortality; Population.

births and deaths, 84-204

causes of death, 84-203

marriages and divorces, 84-205

mortality, 84-206

Vocational Rehabilitation of Disabled. *See* Social allowances.

Vocational training. *See also* Community colleges; Occupations;

Postsecondary education; Trade schools.

educational staff, 81-254

finance, 81-208

finance, historical statistics, 81-560

inventory of census information, 1981 census, 99-954E

## W

Waferboard. *See also* Building board.

industry, 35-250, 35-250B

production and shipments, 36-003

Wages. *See* Salaries and wages.

**Wannell, T.,** 89-518

Watches. *See* Clocks and watches.

Water supply, 64-202, 64-601

Water transport, 50-002. *See also* Carriers; Shipping; Vessels.

domestic, by commodity and port, 54-210

international, by commodity and port, 54-209

operating statistics, 54-205

**Water transportation,** 54-205

Wealth. *See also* Capital; Family wealth; Home-ownership;

Income; Income distribution; Investments.

distribution, families and unattached individuals, 13-580

distribution, historical statistics, 13-588 no. 1

**Wealth of families with working wives, 1977,** 13-578

Welfare payments. *See* Social allowances.

Wheat

and wheat flour, exports, 22-201

area seeded, production and stocks, 22-002

milling, 22-502

supply and disposition, marketings, exports, 22-007

**Who are the professional women?,** 1981 census, 99-951

Wholesale merchants, 63-226

Wholesale trade

by major trade group, 63-008

wholesale merchants, and agents and brokers, 63-226

**Wholesale trade,** 63-008

**Wholesale trade statistics, wholesale merchants, agents and**

**brokers**, 63-226

Window frames. **See** Doors and windows.

Wines. **See also** Cider.  
industry, 32-251, 32-251B

Wire  
and wire products, industries, 41-251, 41-251B  
and wire products, production and shipments, 41-006

Wires and cables  
industry, 43-250, 43-250B

Wives. **See also** Husbands; Working wives.  
labour force characteristics, 71-533

Women. **See also** Unmarried mothers; Wives.  
and family, 89-503E  
criminal activity and victimization, 89-503E  
earnings, 1981 census, 99-940  
education, 89-503E  
employment profile, 99-962  
guide to data, 11-523E  
health, 89-503E  
in male-dominated professions, 1981 census, 99-951  
income, 89-503E  
labour force characteristics, 89-503E  
labour force participation, 99-962  
labour force participation, employment, unemployment, earnings,  
and income, 71-534  
labour force participation, 1981 census, 99-940, 99-951  
living alone, 1981 census, 99-934  
living alone, teaching kit, 11-518E  
occupations, 1981 census, 99-940  
part-time employment, 1981 census, 99-940  
unemployment, 1981 census, 99-940  
unemployment rates, 99-962

**Women in Canada: a statistical report**, 89-503E

**Women in the work world**, 1981 census, 99-940

**Women in the workplace: selected data**, 71-534

Women's clothing  
industry, 34-252, 34-252B

**Women's work interruptions: results from the 1984 Family History Survey**, 99-962

Wood industries, 25-202, 35-250, 35-250B. **See also** Boxes;  
Furniture; Lumber; Particleboard; Pulp and paper; Sawmills;  
Veneer and plywood; Waterboard.

**Wood industries**, 35-250, 35-250B

Wood preservation  
industry, 35-250, 35-250B

Wood pulp  
industry, 36-250, 36-250B  
production and shipments, 25-202

Wood residue. **See** Pulpwood.

Woodworking. **See** Millwork.

Woodworking machinery. **See** Sawmill machinery.

Wool. **See also** Sheep.  
production and supply, farm values, imports and exports,  
23-203, 23-205

**Wool production and supply**, 23-205

**Word division in French: a working manual to assist in the preparation of written copy in the French language**,  
12-601

Work. **See** Employment.

Work force. **See** Labour force.

Work injuries, 72-208. **See also** Absence from work; Workers' compensation.

**Work injuries**, 72-208

Work sharing. **See** Part-time employment.

Workers. **See** Labour force.

Workers' compensation, 71-601 no. 32. **See also** Work injuries.  
administration, funding, coverage, and benefits, 86-501

Working wives, 99-962. **See also** Family income.

and family income, 13-217

and family wealth, 13-578

1981 census, 99-940

1970-1980, 1981 census, 99-941

Workload measurement

hospital laboratories, 83-234

hospital respiratory technology/pulmonary function, laboratories,  
83-603

Workmen's compensation. **See** Workers' compensation.

**Workmen's/workers' compensation, social security, provincial programs**, 1980, 86-501

Woven cloth. **See** Cloth.

## Y

Yarn. **See also** Fibres.

wool, cotton and filament, industries, 34-250, 34-250B

Yogurt

production, 23-001

Young offenders, 85-522

**Your guide to the Consumer Price Index**, 62-557E

Youth

health indicators, 82-545E

living alone, 1981 census, 99-934

living alone, teaching kit, 11-518E

Youth allowances. **See** Family allowances.

## Z

Zinc

prices, 26-201

production and shipments, 26-223

**Zsigmond, Z.**, 81-572E



# FOR 120 YEARS, A ONE-STOP A ON CANADA

Statistics Canada Library  
Bibliothèque Statistique Canada



1010020362

Ca 005

## THE CANADA YEAR BOOK 1988

For 120 years, the *Canada Year Book* has been the preferred reference source for up-to-date and useful information about Canada. It is a prestigious work designed to appeal to discerning readers with an eye for quality.

Encyclopedic in scope, topics range from education and manufacturing to government finance, international trade and the 1986 Census results. Over 800 pages contain 400 pages of text, 500 statistical tables and more than 70 illustrated charts.

The 1988 edition marks the Year Book's 120th anniversary in a unique way: scintillating facts culled from earlier editions — from intriguing statistics to fanciful inventions — introduce each of the 23 chapters.

\$49.95 plus shipping and handling (\$54 inclusive in Canada, \$70 other countries); Catalogue number 11-402E.

To order, complete the order form included or write to Publication Sales, Statistics Canada, Ottawa, Ontario, K1A 0T6. For faster service, using Visa or MasterCard, call toll-free, 1-800-267-6677. Please make your cheque or money order payable to the Receiver General for Canada/Publications. Contact the Statistics Canada Reference Centre nearest you for further information.

A CANADIAN  
RESOURCE

A CANADIAN  
TRADITION

