



C.3
11-204 E

Statistics Canada Catalogue 1989



STATISTICS CANADA
Library Services Division

Statistics Canada

Catalogue

1989



Published under the authority of the Minister
of Regional Industrial Expansion

© Minister of Supply
and Services Canada 1989

Extracts from this publication may be reproduced for individual use without permission provided the source is fully acknowledged. However, reproduction of this publication in whole or in part for purposes of resale or redistribution requires written permission from the Programs and Publishing Products Group, Acting Permissions Officer, Crown Copyright Administration, Canadian Government Publishing Centre, Ottawa, Canada K1A 0S9.

October 1989

Price: Canada, \$10.00
Other Countries, \$12.00

Payment to be made in Canadian funds or equivalent

Catalogue 11-204E

ISSN 0838-4223

Ottawa

Version française de cette publication disponible sur demande

PROPERTY OF THE
POST-CENSAL SURVEYS PROGRAM

Preface

The *Statistics Canada Catalogue 1989* updates the 1987/88 edition. This catalogue describes publications in print as of June 30, 1989 except those containing data more than ten years old. It also includes out-of-print 1981 Census publications and, in an abbreviated format, 1986 Census publications released after July 1, 1989. Publications discontinued since the last edition of the catalogue are so indicated and are interfiled in the main publications section.

Any comments or suggestions on this catalogue are welcome and should be directed to:

Statistics Canada Library
2nd floor, R.H. Coats Building
Tunney's Pasture
Ottawa, Ontario
K1A 0T6
Telephone: (613) 951-8219

Table of Contents

INTRODUCTION / 7

- Organization of the Catalogue / 7
- Numbering System / 7
- Sample Entries / 8
- Other Data Formats / 9
- How to Get Help / 10

PUBLICATIONS / 17

General / 17

- 11 General / 17
- 12 Working Manuals / 22
- 13 Comprehensive Studies / 25
- 15 Input-output Tables / 29
- 16 Seasonal Variations / 31
- 17 Small Area Data / 31
- 18 Special Studies / 32

Primary Industries / 33

- 21 Farm Income, Value and General Production / 33
- 22 Farm Crops / 34
- 23 Farm Livestock and Animal Products / 35
- 25 Forestry / 36
- 26 Mining / 37

Manufacturing / 39

- Description of Reports / 39
- 31 General Surveys / 39
- 32 Foods, Beverages and Tobacco / 40
- 33 Leather and Rubber Products / 43
- 34 Textiles and Apparel / 43
- 35 Wood and Furniture Products / 44
- 36 Paper Products and Printing / 45
- 41 Primary Metals (Manufactured) and Fabricated Metal Products / 46
- 42 Machinery and Transportation Equipment / 47
- 43 Electrical Equipment / 47
- 44 Non-metallic Mineral Products / 48
- 45 Petroleum and Coal Products / 49
- 46 Chemicals / 49
- 47 Miscellaneous Manufactures / 50

Transportation, Communications and Utilities / 51

- 50 Transportation – General / 51
- 51 Air Transport / 51
- 52 Rail Transport / 52
- 53 Road Transport / 53
- 54 Water Transport / 54

- 55 Pipe Line Transport / 54
- 56 Communications / 54
- 57 Other Utilities / 55

Commerce, Construction, Finance and Prices / 57

- 61 Business Conditions / 57
- 62 Prices and Consumer Expenditure / 62
- 63 Merchandising and Services / 64
- 64 Construction and Housing / 68
- 65 International Trade / 70
- 66 International Travel / 72
- 67 Balance of Payments and International Investments / 72
- 68 Government Finance / 73

Employment, Unemployment and Labour Income / 75

- 71 Labour Force / 75
- 72 Employment and Earnings / 79
- 73 Unemployment Insurance / 80
- 74 Employee Benefit Plans / 80
- 75 Labour Analysis and Employment Issues / 81

Education, Culture, Health and Welfare / 82

- 81 Education / 82
- 82 Health Reports / 84
- 82 Public Health / 85
- 83 Hospitals and Health Manpower / 88
- 84 Vital Statistics / 89
- 85 Justice Statistics / 91
- 86 Welfare Statistics / 93
- 87 Culture Statistics / 94
- 88 Science and Technology / 97
- 89 Social Analytical Studies / 99

Census and Intercensal Studies / 102

- 91 Population Estimates and Projections / 102

1981 Census Publications / 105

- 92 National Series / 105
- 93 Provincial Series / 109
- 94 Geographic Reference Products and Population Counts / 114
- 95 Profile Series A / 117
- 95 Profile Series B / 118
- 95 Additional Provincial Series / 120
- 96 Census of Agriculture / 121
- 98 Additional Provincial Series / 122
- 99 Geographic and Other Reference Products, Analytical Studies and Working Papers / 122

Table of Contents

1986 Census Publications / 130

Population / 130

92 Population and Dwelling Counts / 130

92 Place Name Reference Lists / 131

Population and Dwelling Characteristics / 131

93 The Nation Series / 131

93 Dimensions Series / 134

94-95 Profile Series / 136

Census of Agriculture / 140

96 Census of Agriculture / 140

Analytical Products / 140

98 Metropolitan Atlas Series / 140

98 Focus on Canada Series / 141

General and Geographic Reference / 142

99 Reference Products (General) / 142

99 Geographic Reference Products / 143

99 Enumeration Area Reference Lists / 144

MAPS / 146

AUTHOR, TITLE, SUBJECT INDEX / 150

HOW TO ORDER PUBLICATIONS / 189

Appendix A - Discounts / 190

Appendix B - Discount Packages / 191

Introduction

The Statistics Canada Catalogue comprises five major sections: an introduction, bibliographic descriptions with abstracts for each publication, maps, an author, title and subject index and ordering directions.

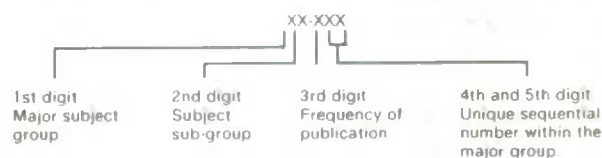
The introduction describes the catalogue's organization and numbering system and the availability of non-printed data sources. It also indicates additional sources of Statistics Canada products and information services, and lists Statistics Canada Regional Reference Centres and Depository Libraries.

ORGANIZATION OF THE CATALOGUE

Publication descriptions are organized by catalogue number, and are grouped by subject. Publications from the 1981 and 1986 Censuses are grouped by census year. The third digit of the catalogue numbers identifies which year: 9 for 1981 or 1 for 1986. Thus, catalogue number 92-901 precedes 92-104. Serial entries include: catalogue number, title, frequency, date of first issue, language(s), series statement where applicable, International Standard Serial Number (ISSN), Dewey Decimal Classification Number and a brief descriptive abstract. Monograph entries include: catalogue number or catalogue number range for those issued in more than one volume, title, statement of responsibility, series statement where applicable, edition statement, pagination, size, date of publication, International Standard Book Number (ISBN), Dewey Decimal Classification Number, and a brief descriptive abstract. Prices are included in all entries.

NUMBERING SYSTEM

Nearly all Statistics Canada publications have a unique five-digit catalogue number to provide easy identification. These numbers are formulated as follows:



First digit*. All publications are classified into one of the following eight major subject groups:

- 1 General
- 2 Primary Industries
- 3 & 4 Manufacturing
- 5 Transportation, Communications and Utilities
- 6 Commerce, Construction, Finance, Prices and Trade
- 7 Employment, Unemployment and Labour
- 8 Education, Culture, Health and Welfare
- 9 Census and Intercensal Studies

Second digit*. Each major group is further divided into a number of sub-groups. For example, Major Group 6: Commerce, Construction, Finance, Prices and Trade, is divided into the sub-groups:

- 1 Business Conditions
- 2 Prices and Consumer Expenditure
- 3 Merchandising and Services
- 4 Construction and Housing
- 5 International Trade
- 6 International Travel
- 7 Balance of Payments and International Investments
- 8 Government Finance

Third Digit. This indicates the frequency of publication.

- 0 Issued more than once a year
- 2 Issued annually
- 4 Issued biennially
- 5 Issued once only or on an occasional basis
- 6 Issued irregularly with various sub-titles
- 1 & 9 Reserved for census publications

A change in the frequency of a publication will automatically result in a change in the third digit of its catalogue number. However, there are some exceptions; the Statistics Canada Library has detailed notes available for consultation.

Fourth and Fifth Digits. Sequential numbers are issued to every publication in each sub-group. This ensures every publication has a unique, permanent number.

Suffix "E" or "F". This indicates publications for which separate English and French editions are issued.

* The major and sub-group numbers are given in the Table of Contents.

SAMPLE ENTRIES

SAMPLE SERIAL ENTRY

Statistics Canada Catalogue number	66-201	Language of Publication	
Title	International travel, travel between Canada and other countries. Annual. First issue 1920. Bilingual	Date of First and Last Issue Where Applicable	
Series	(Touriscope). ISSN 0317-6738.	Frequency	
International Standard Serial Number	DDC 338.4/79171/0464.		
Dewey Decimal Classification Number	This report summarizes annual findings of travel to and from Canada in the form of tables, charts, maps, and an analytical review. The publication provides a profile of international travellers by province/country of residence, area of destination, mode of transportation, purpose, length of stay, expenditures, age group and sex.	Abstract	
	Canada: \$32.00 per issue Foreign: \$35.00 per issue	Canadian and Foreign Prices	

SAMPLE OCCASIONAL ENTRY

Statistics Canada Catalogue number	13-588 no. 1	Series	
Title	Changes in the distribution of wealth in Canada, 1970-1984 by G. Oja. (Income analytic report: no.1).	Statement of Authorship	
Pagination	39 p. 28 cm. 1987. Bilingual.	Language of Publication	
Size	ISBN 0-660-53414-2. DDC 339.2/2/0971.	Date of Publication	
International Standard Book Number	Results from three independent surveys conducted in 1970, 1977 and 1984 are examined to identify changes in the distribution of wealth among Canadian households. The composition of wealth -- home or business equity, values of vehicles, other financial assets or debts -- is analysed according to family quintile groups based on income or wealth and the age of the family head.	Abstract	
Dewey Decimal Classification Number	Canada: \$12.00 per issue Foreign: \$13.00 per issue	Canadian and Foreign Prices	

Air Carrier Traffic at Canadian Airports, catalogue number 51-005, is a typical example of how the catalogue numbering system works:

- 5 Major Group: Transportation, Communication and Utilities
- 1 Sub-group: Air Transport
- 0 Frequency: More than once a year, in this case quarterly
- 05 Fifth publication in this group to receive a catalogue number

OTHER DATA FORMATS

CANSIM (Canadian socio-economic information management system)

The Electronic Data Dissemination Division (EDDD) is responsible for CANSIM, Statistics Canada's computerized database network and information retrieval service. It provides public access to current and historical statistics in various forms, as well as specialized data manipulation and analysis packages, graphics facilities, and a bibliographic search service.

On-line Access

The CANSIM Time Series Database, or Main Base, offers detailed and conceptually compatible sets of aggregated time series on many subjects, most pertaining to business and the economy. The Main Base, now comprising about 400,000 series, is available to the public at a commercial data processing service bureau. A subset of the complete base, known as the Mini Base, is available from licensed secondary distributors who, in turn, offer the public a wide variety of data access services.

Data Retrieval Services

CANSIM retrieval services are also offered by Statistics Canada. CANSIM time series data can be obtained in conventional tabular formats and in various colour graphic forms. This service adds dimension to the analysis of statistics and includes many ancillary options for listing and transforming retrieved data.

Further, EDDD provides retrieval services to meet specific user requirements for data on two other systems. It maintains the CANSIM Cross-classified Database that features statistical tables containing social and economic data, plus the Census Summary Data System that comprises 1971, 1976, 1981 and 1986 census characteristics for various geographical areas. EDDD also distributes Census Summary Tapes with data from the 1961 through 1986 censuses.

Microcomputer Products

Subscribers to the CANSIM Main Base can download data directly to their microcomputers. In addition to the capture of tabular text output, two microcomputer oriented data formats are provided. Comma Delimited Format (CDF) and Data Interchange Format (DIF) can be provided to enable convenient processing and use with commercial spreadsheet software. EDDD can supply custom packaging of data on microcomputer diskettes, and has developed utility software for IBM/PC compatible computer for time series data as well as cross-sectional data.

In addition to computer tapes, data from the 1986 Census have been prepackaged on diskette along with utility software for ease of use.

Bibliographic Search Services

EDDD maintains an internal bibliographic information search service for its *CANSIM Main Base Directory* and can produce customized directories or special searches on a cost-recovery basis for users. A compact disc (CD-ROM) based version of the *Main Base Directory* is planned for release this year. This product will also include a bibliographic (key word) searchable directory to Statistics Canada publications.

Further Information

For additional details about CANSIM services, please contact your nearest Statistics Canada Regional Reference Centre or:

Electronic Data Dissemination Division
Statistics Canada
Ottawa, Ontario
K1A 0T6
Telephone: (613) 951-8200

Data In Microform

Statistics Canada provides data in microform. Regional Reference Centres can provide further information.

A complete collection of Statistics Canada publications is offered on microfiche by Micromedia Limited. The collection includes many rare and out-of-print items. For details, contact the firm at:

158 Pearl Street
Toronto, Ontario
M5H 1L3
Telephone: (416) 593-5211
or 1-800-387-2689

Machine Readable Data Files

Clients can consult the Statistics Canada Regional Reference Centres and the Statistics Canada Library in Ottawa for descriptions of data files from which unpublished data may be requested.

Maps

A special map section has been included in this edition of the catalogue. Descriptions of maps, their prices and availability, have all been provided by Geography Division. Descriptions of the maps are not identical in format to the publication descriptions in the catalogue. Note that the maps are available directly from the Statistics Canada Geography Division and Regional Reference Centres and not from Publications Sales.

HOW TO GET HELP

Guides and Catalogues

This catalogue excludes in-print publications with data more than ten years old, except those with updating supplements; out-of-print publications (except 1981 Census publications); and publications released after June 30, 1989. For information on excluded publications, consult CAN/OLE or DOBIS (described in the following section) the *Statistics Canada Catalogue, 1987-1988* (11-204E), the *Current Publications Index, 1986* (11-204E) and annual issues back to 1981, the *Historical Catalogue of Statistics Canada Publications 1918-1980* (11-512E) or the Statistics Canada Library reference staff. The Library maintains complete up-to-date and historical records of Statistics Canada publications, both catalogued and non-catalogued.

Other reference products may also help in locating needed statistics or in keeping up-to-date with new releases. They include: *The Daily* (11-001E), *Infomat* (11-002E), *Listing of Supplementary Documents* (11-207), *Historical Statistics of Canada* (11-516E), *Index to Statistics Canada Surveys and Questionnaires* (12-205), *Standard Industrial Classification, 1980* (12-501E), *Supplement to the Standard Industrial Classification* (12-501E suppl.), *Trade of Canada Commodity Classification* (12-520E), *Standard Occupational Classification, 1980* (12-565E), *Canadian Standard Industrial Classification for Companies and Enterprises, 1980* (12-570E), *The Standard Geographical Classification, 1986* (12-571 to 12-573), *Canadian Export Classification (Based on the Harmonized System)* (12-578E), *Canadian Export-Import Alphabetical Index (Based on the Harmonized System)* (12-579E), *Standard Classification of Goods,*

1988 (12-580E), *The Canadian International Trade Classification* (65-502E), *User's Guide, 1986 Census of Agriculture* (96-101), *1986 Census Dictionary* (99-101E), *Products and Services, 1986 Census* (99-103E), *1986 Census Handbook* (99-104E).

Overview

Overview is a quarterly newsletter published by the Communications Division, distributed free of charge, to inform clients of developments in Statistics Canada's programs, policies, products and services. It also includes columns providing in-depth information on products and services available and how to access them.

For further information, contact any Statistics Canada Regional Reference Centre or the Statistics Canada Library in Ottawa.

DOBIS

Statistics Canada publications are included on DOBIS, an online bibliographic information system managed by the National Library of Canada. DOBIS contains detailed bibliographic descriptions of most of Statistics Canada publications from 1920 onwards, and all census publications released since 1851. The database is updated daily. Eventually, all Statistics Canada publications will be included to make DOBIS a complete information source for Statistics Canada publications.

DOBIS is used by a network of 420 university, special, and government libraries across Canada. For more information about how to access Statistics Canada publications on DOBIS, call or write the Statistics Canada Library in Ottawa or contact:

DOBIS, Search Service Coordinator
National Library of Canada
395 Wellington Street
Ottawa, Ontario
K1A 0N4
Telephone: (819) 997-7000

CAN/OLE

STATCAN, Statistics Canada's Catalogue Online, is one of several databases made accessible through CAN/OLE, the National Research Council of Canada's online information retrieval system. Updated quarterly, STATCAN contains complete bibliographic descriptions of most of Statistics Canada publications released since 1920 and census publications dating back to 1851. Eventually, all historical publications will be described on the database.

The descriptions are enhanced with abstracts and with keywords derived from the publication tables themselves. STATCAN is accessible in 1691 centres across Canada, including government, special, academic and public libraries. STATCAN can produce tailored, comprehensive bibliographies of Statistics Canada publications on the topic of choice. For more information, contact the Statistics Canada Library, Ottawa or your local library. Alternatively, contact Client Services:

CAN/OLE – CAN/SDI
Canada Institute for Scientific
& Technical Information
National Research Council of Canada
Ottawa, Ontario
K1A 0R6
Telephone: (613) 993-1210.

Retention Guidelines

Retention Guidelines for Statistics Canada Publications in Libraries are available to help libraries build collections of statistical information which span approximately ten years and contain the most recently revised data. Specific recommendations concern current serials and monographs. Also included are notes about the history of publications, and more general suggestions for discontinued publications. These notes are especially helpful to managers faced with space constraints and an array of publications with similar titles.

Separate official guidelines for depository libraries are provided by the Canadian Government Publishing Centre. Managers of depository library collections should refer to these before discarding publications.

The guidelines can be ordered as an entire set, or in individual chapters organized in catalogue number sequence. If further information or advice is required, contact the Statistics Canada Library at (613) 951-8219 or Regional Reference Centres.

Statistics Canada Regional Reference Centres

Statistics Canada's Regional Reference Centres provide a wide range of services.

Each Reference Centre has a collection of current publications and reference documents. A sales counter allows clients to consult or purchase Statistics Canada publications, microcomputer diskettes, microfiche, maps and other products. Public copying facilities for printed materials and microfiche are also available. All centres

have the facilities to retrieve information from Statistics Canada's computerized data retrieval system, CANSIM.

Many other valuable services -- presentations, workshops and lectures in a variety of forms -- are offered by Regional Reference Centres.

Regional Reference Centres are located across the country. For more information, users can call or visit the Centre closest to them. Toll free numbers are provided.

Newfoundland and Labrador

Advisory Services
Statistics Canada
Viking Building
3rd floor
Crosbie Road
St. John's, Newfoundland
A1B 3P2
Local calls: (709) 772-4073
Toll free service:
1-800-563-4255

Maritime Provinces

Advisory Services
Statistics Canada
North American Life Centre
1770 Market Street
Halifax, Nova Scotia
B3J 3M3
Local calls: (902) 426-5331
Toll free service:
1-800-565-7192

Québec

Advisory Services
Statistics Canada
200 René-Lévesque Blvd. W.
Guy-Favreau Complex
Suite 412 East Tower
Montréal, Québec
H2Z 1X4
Local calls: (514) 283-5725
Toll free service:
1-800-361-2831

National Capital Region

Advisory Services
Statistical Reference Centre (NCR)
Statistics Canada
Lobby, R.H. Coats Building
Holland Avenue
Ottawa, Ontario
K1A 0T6
Local calls: (613) 951-8116
If outside the local calling area,
dial the toll free number for
your province.

Ontario

Advisory Services
 Statistics Canada
 Arthur Meighen Building
 10th floor
 25 St. Clair Avenue East
 Toronto, Ontario
 M4T 1M4
 Local calls: (416) 973-6586
 Toll free service:
 1-800-263-1136

Manitoba

Advisory Services
 Statistics Canada
 General Post Office Building
 6th floor
 266 Graham Avenue
 Winnipeg, Manitoba
 R3C 0K4
 Local calls: (204) 983-4020
 Toll free service:
 1-800-542-3404

Saskatchewan

Advisory Services
 Statistics Canada
 Avord Tower
 9th floor
 2002 Victoria Avenue
 Regina, Saskatchewan
 S4P 0R7
 Local calls: (306) 780-5405
 Toll free service:
 1-800-667-7164

Alberta and the Northwest Territories

Advisory Services
 Statistics Canada
 Park Square
 8th floor
 10001 Bellamy Hill
 Edmonton, Alberta
 T5J 3B6
 Local calls: (403) 495-3027
 Toll free service:
 1-800-282-3907
 N.W.T. - Call collect
 (403) 495-3028

Southern Alberta

Advisory Services
 Statistics Canada
 Box 2390, Station M
 First Street Plaza
 Room 401
 138 Fourth Ave. South East
 Calgary, Alberta
 T2G 4Z6
 Local calls: (403) 292-6717
 Toll free Service:
 1-800-472-9708

British Columbia and the Yukon

Advisory Services
 Statistics Canada
 Federal Building
 3rd floor
 Sinclair Centre
 757 West Hastings Street
 Suite 440F
 Vancouver, B.C.
 V6C 3C9
 Local calls: (604) 666-3691
 Toll free service:
 1-800-663-1551 (except Atlin, B.C.)
 Yukon and Atlin, B.C. Zenith 08913

Library Access to Statistics Canada Publications

Users who want to consult Statistics Canada publications may do so at any Statistics Canada Regional Reference Centre, at the Statistics Canada Library in Ottawa, or at any of the Depository Libraries that carry Statistics Canada publications. The following is a list of full depository libraries that receive all Statistics Canada publications and all other federal government publications.

Newfoundland

St. John's
 Memorial University
 Queen Elizabeth II Library
 St. John's, Newfoundland
 A1B 3Y1

Prince Edward Island

Charlottetown
 Government Services Library
 Charlottetown, P.E.I.
 C1A 3T2

Nova Scotia*Halifax*

Dalhousie University
Killam Memorial Library
Halifax, N.S.
B3H 4H8

Wolfville

Acadia University
Vaughan Memorial Library
Wolfville, N.S.
B0P 1X0

New Brunswick*Fredericton*

Legislative Library
Fredericton, N.B.
E3B 5H1

University of New Brunswick
Harriet Irving Library
Fredericton, N.B.
E3B 5H5

Moncton

Université de Moncton
Bibliothèque Champlain
Moncton (N.B.)
E1A 3E9

Sackville

Mount Allison University
Ralph Pickard Bell Library
Sackville, N.B.
E0A 3C0

Québec*Montréal*

Bibliothèque municipale de
Montréal
Montréal (Québec)
H2L 1L9

Centrale des bibliothèques
Montréal (Québec)
H2C 1T1

Concordia University
Libraries
Montréal, Québec
H3G 1M8

McGill University
Library
Montréal, Québec
H3A 1Y1

Université de Montréal
Bibliothèque des sciences humaines
et sociales
Montréal (Québec)
H3C 3T2

Université du Québec à Montréal
Bibliothèque
Montréal (Québec)
H2L 4S6

Québec

Bibliothèque de l'Assemblée
Nationale
Québec (Québec)
G1A 1A5

Sherbrooke

Université de Sherbrooke
Bibliothèque générale
Cité universitaire
Sherbrooke (Québec)
J1K 2R1

Sainte-Foy

Université Laval
Bibliothèque générale
Sainte-Foy (Québec)
G1K 7P4

Ontario*Downsview*

York University
Scott Library
Downsview, Ontario
M3J 2R6

Guelph

University of Guelph
Library
Guelph, Ontario
N1G 2W1

Hamilton

Hamilton Public Library
Hamilton, Ontario
L8R 3K1

McMaster University
Mills Memorial Library
Hamilton, Ontario
L8S 4L6

Kingston

Queen's University
Douglas Library
Kingston, Ontario
K7L 3N6

London

University of Western
Ontario
D.B. Weldon Library
London, Ontario
N6A 3K7

Ottawa

Library of Parliament
Official Publications Section
Ottawa, Ontario
K1A 0A9

National Library of Canada
Ottawa, Ontario
K1A 0N4

University of Ottawa
Morisset Library
Ottawa, Ontario
K1N 9A5

Sudbury

Laurentian University Library
Sudbury, Ontario
P3C 2C6

Thunder Bay

Lakehead University
Chancellor Paterson Library
Thunder Bay, Ontario
P7B 5E1

Thunder Bay Public Library
Thunder Bay, Ontario
P7E 1C2

Toronto

Legislative Library
Toronto, Ontario
M5S 1A5

Metropolitan Toronto
Central Library
Toronto, Ontario
M4W 2G8

University of Toronto
Robarts Library
Toronto, Ontario
M5S 1A5

Waterloo

University of Waterloo
Dana Porter Arts Library
Waterloo, Ontario
N2L 3G1

Windsor

Windsor Public Library
Windsor, Ontario
N9A 4M9

Manitoba

Winnipeg

Legislative Library
Winnipeg, Manitoba
R3C 0V8

University of Manitoba
Elizabeth Dafoe Library
Winnipeg, Manitoba
R3T 2N2

Saskatchewan

Regina

Legislative Library
Regina, Saskatchewan
S4S 0B3

Saskatoon

University of Saskatchewan
The Main Library
Saskatoon, Saskatchewan
S7N 0W0

Alberta

Calgary

University of Calgary
MacKimmie Library
Calgary, Alberta
T2N 1N4

Edmonton

Edmonton Public Library
Edmonton, Alberta
T5J 2V4

Legislature Library
Edmonton, Alberta
T5K 2B6

University of Alberta
Library
Edmonton, Alberta
T6G 2J8

British Columbia

Burnaby

Simon Fraser University
Library
Burnaby, B.C.
V5A 1S6

Vancouver

University of British Columbia
Library
Vancouver, B.C.
V6T 1Y3

Vancouver Public Library
Vancouver, B.C.
V6Z 1X5

Victoria

Legislative Library
Victoria, B.C.
V8V 1X4

University of Victoria
McPherson Library
Victoria, B.C.
V8W 3H5

Northwest Territories

Yellowknife

Northwest Territories
Government Library
Yellowknife, N.W.T.
X0E 1H0

OTHER COUNTRIES

Germany

Staatbibliothek
Preussischer Kulturbesitz
Abteilung
Berlin
Germany

Great Britain

The British Library
London, WC1B 3DG
England, United Kingdom

Japan

National Diet Library
Tokyo, Japan

United States of America

Library of Congress
Washington, D.C. 20540
U.S.A.

PUBLICATIONS

GENERAL

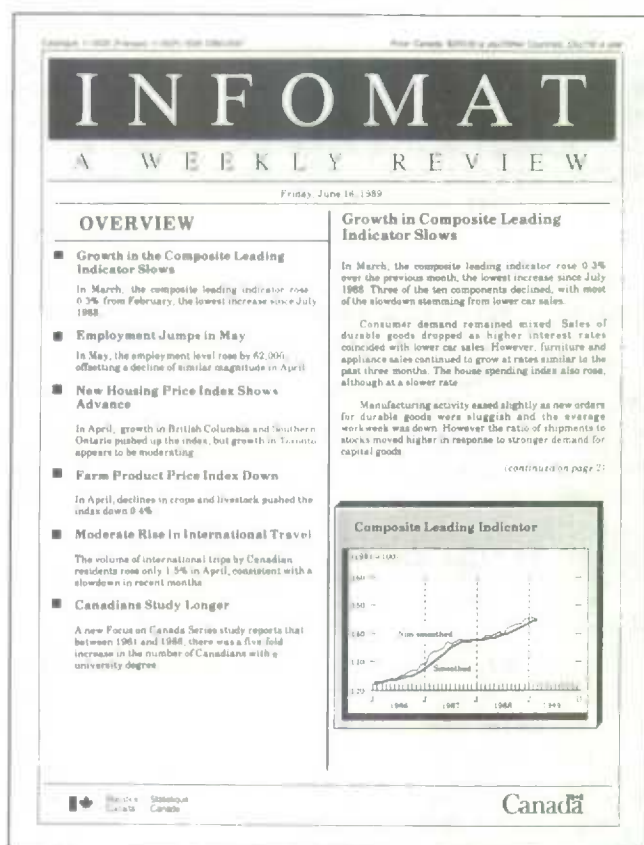
GENERAL

11-001E

The daily. Daily. First issue, Feb. 1932. E. and F.
ISSN 0827-0465.
DDC 317.1.

Contains news summaries and announcements of reports, reference papers and other releases and a list of titles of the publications released.

Canada: \$.80 per issue, \$105.00 annually
Foreign: \$1.00 per issue, \$126.00 annually



11-002E

Infomat, a weekly review. Weekly. First issue, Oct. 1932. E. and F.
ISSN 0380-0547.
DDC 317.1.

Weekly review highlighting major Statistics Canada reports, reference papers and other releases. Contains charts, summary of latest monthly statistics and a complete list of publications released during the week, arranged alphabetically by originating division.


Canada: \$2.10 per issue, \$105.00 annually
Foreign: \$2.50 per issue, \$126.00 annually

11-008E

Canadian social trends. Quarterly. First issue, summer 1986. E. and F.
ISSN 0831-5698.
DDC 306/.0971.

Discusses the social, economic, and demographic changes affecting the lives of Canadians. Contains the latest figures for major social indicators.

Canada: \$8.00 per issue, \$32.00 annually
Foreign: \$9.00 per issue, \$36.00 annually



GENERAL

11-009E

Selected publications. Quarterly. First issue 1986. Last issue 1988. E. and F. **Discontinued.**

ISSN 0830-1557.

DDC 016.3171.

Quarterly catalogue designed to help users select the publications with the statistical information they need, lists over 400 of the most recently published periodicals and reports. Each listing in *Selected Publications* includes the publication's catalogue number and price, as well as the number of pages. Most listings are further supplemented with descriptive abstracts which summarize the general content of the publication.

Price: No Charge



11-010

Canadian economic observer. Monthly. First issue, Jan. 1988. Bilingual.

ISSN 0835-9148.

DDC 330.971/0648.

This is Statistics Canada's monthly flagship publication for economic statistics. Each issue contains a monthly

summary of the economy, major economic and statistical events, a feature article and technical note. A statistical summary contains a wide range of tables and graphs on the principal economic indicators for Canada, the provinces and the major industrial nations. An historical listing of this same data is contained in the *Canadian economic observer: historical supplement* (11-210).

Canada: \$21.00 per issue, \$210.00 annually

Foreign: \$25.20 per issue, \$252.00 annually

11-201

Annual report of Statistics Canada. Annual. First issue 1919. Bilingual.

ISSN 0703-2544.

DDC 354.710081/9.

Covers the operations and services of the agency during the fiscal year under review. Includes an overview and a summary of bureau activity in major areas such as economic statistics, industry statistics, socio-economic statistics, the census, research and development, and user/respondent services and liaison. Published without Statistics Canada number starting with 1986/87 edition.

Price: No Charge

11-204E

Statistics Canada catalogue. Annual. First issue 1930. E. and F.

ISSN 0838-4223.

DDC 016.3171.

Contains a listing of Statistics Canada publications available to the public. Includes publication abstracts and a subject index.

Canada: \$10.00 per issue

Foreign: \$12.00 per issue

11-207

Listing of supplementary documents. Annual. First issue 1980. Bilingual.

ISSN 0228-5134.

DDC 016.3171.

A systematic inventory of supplementary Statistics Canada documents available to the public. Included are technical papers, memoranda, and discussion and working papers.

Canada: \$30.00 per issue

Foreign: \$36.00 per issue

11-207S

Listing of supplementary documents. Supplement. Annual. First issue 1983. Bilingual.

ISSN 0228-5134.

DDC 016.3171.

A systematic inventory of supplementary Statistics

GENERAL

Canada documents available to the public. Included are technical papers, memoranda, and discussion and working papers.

Canada: \$5.00 per issue

Foreign: \$6.00 per issue

11-210

Canadian economic observer. Historical statistical supplement. Annual. First issue 1986. Bilingual.

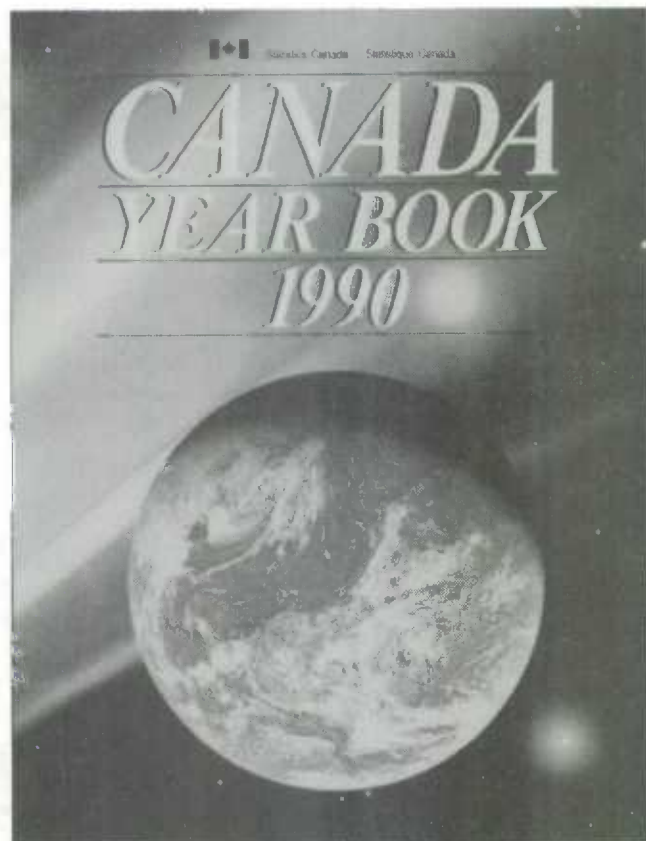
ISSN 0838-0236.

DDC 330.971:0648.

A companion volume to the monthly report (Catalogue 11-010) containing historical annual series to correspond to those published in the monthly tables. Data covered include the national accounts, prices, international and domestic trade, labour and financial markets. Provincial detail for employment earnings, retail trade, housing and consumer price indexes are also available.

Canada: \$26.00 per issue

Foreign: \$31.00 per issue



11-402E

Canada year book. Biennial. First issue 1905. E. and F. ISSN 0068-8142.

DDC 317.1.

This standard statistical reference text on Canada includes topics ranging from education and manufacturing to government finance, international trade, and 1986 Census results. The Year Book also includes charts, statistical tables, index and subject bibliographies. 1990 includes computer-generated maps illustrating significant social and economic trends in Canada. Appendices include a list of federal government departments and agencies, and federal legislation passed.

Canada: \$49.95 per issue plus \$5.05 postage and handling

Foreign: \$49.95 per issue plus \$20.05 postage and handling

11-403E

Canada, a portrait. Biennial. First issue 1980/81. E. and F.

ISSN 0840-6014.

DDC 971.

Comprehensive in scope, this colourful reference book presents both current and historical information to form a portrait of Canada. With over 200 full-color photographs as well as charts and statistics tables, *Canada, a portrait* examines topics, including education, arts and culture, communications, health and welfare, the government and legal system, the economy, the labour scene and foreign economic relations. Previously *Canada handbook*.

Canada: \$19.95 per issue plus \$3.05 postage and handling

Foreign: \$19.95 per issue plus \$5.05 postage and handling

11-509E

Human activity and the environment : a statistical compendium / Statistics Canada, Structural Analysis Division, Analytical Studies Branch. 2nd ed. 374 p. 28 cm. 1986. E. and F.

ISBN 0-660-11711-8.

DDC 333.7/0971.

Provides a statistical overview of Canada's physical environment with particular reference to the interactions between humans and other elements of the natural system. The compendium focuses on the impacts of human activities on the land, water, air, plants and animals. Includes data analysis, maps, charts and federal and provincial environmental legislation by subject and province/region.

Canada: \$45.00 per issue

Foreign: \$55.00 per issue

GENERAL

11-510

Towards a comprehensive framework for environmental statistics : a stress-response approach, 1979 / by David Rapport and Anthony Friend. 90 p. 28 cm. 1979. Bilingual.

ISBN 0-660-53429-0.

DDC 363.7/0723.

Presents some of the conceptual work on environmental information undertaken at Statistics Canada. A framework for organizing statistics for environmental analysis and assessment is discussed under the following titles: (1) The Need for Environmental Information; (2) Ecological Perspective and the Design of Environmental Information Systems; and (3) Framework for Environmental Statistics: Recent Experience of Statistics Canada.

Price: Back Issue

11-511E

Perspectives Canada III / editors: H.J. Adler, D.A. Brusegard ; managing editor, C. Lindsay. 312 p. 28 cm. 1980. E. and F.

ISBN 0-660-10508-X.

Incomplete ISBN (0-660-10508E) printed in the publication.

DDC 306/.0971.

Contains selected statistical series describing the quality of life experienced by Canadians and the major social trends affecting Canadian society. Topics include population, family, health, education, income, consumption, work, leisure, crime and environment, profiles of 23 Canadian urban areas, and the native Indian population. Histories of the development of social security and energy consumption in Canada, a comparison of selected Canadian and American indicators, and a survey of Canadian attitudes are also featured. Includes bibliography.

Price: Back Issue

11-515

Index to municipal data, 1982. 553 p. 28 cm. 1983. Bilingual.

ISBN 0-660-51855-4.

DDC 016.3171.

Presents over 250 Statistics Canada publications with data for Canadian municipalities and metropolitan areas. The text, complete to November 1982, is arranged alphabetically by municipality. All census subdivisions, census metropolitan areas and census agglomerations in Canada are listed. Also included is a guide to unpublished small area data sources within Statistics Canada.

Price: Back Issue

11-517E

Canada's young family home-owners : a family studies teaching kit. 1 portfolio (11 pieces). 1986. E. and F.

DDC 306.8/5/0971.

These are families headed by parents, born during the "baby boom", the period that saw a jump in the national birth rate following World War II. The "boomers" form a population group substantially larger than those before and after them and created special needs as they moved from infancy to adulthood. In the 1980s, many of them head young families and this kit looks at how and where they live and assesses their current impact on society. This kit includes: a set of 9 two-colour transparencies, a topically related census publication, illustrated student worksheets.

Canada: \$25.00 per issue

Foreign: \$26.50 per issue

11-518E

Living alone : a family studies teaching kit. 1 portfolio (12 pieces). 1986. E. and F.

DDC 305/.90652/0971.

A single male university graduate and an elderly widow who didn't finish high school are two types of Canadians very likely to live alone. But they aren't the only ones. Single-person households have been growing steadily in number since 1956, with a sharp increase from 1971 to 1981. This kit details where our singles live, their educational background, the type of accommodation they occupy and their incomes. This kit includes: a set of 10 two-colour transparencies, a topically related census publication, illustrated student worksheets.

Canada: \$25.00 per issue

Foreign: \$26.50 per issue

11-519E

The elderly in Canada : a family studies teaching kit. 1 portfolio (14 pieces). 1986. E. and F.

DDC 305.2/6/0971.

From 1971 to 1981, the population aged 65 and over grew by 35% while the country's total population increased just 13%. The trend toward a higher proportion of seniors promises to continue well into the next century, making new demands on our society. This kit includes: a set of two-colour transparencies, a topically related census publication, illustrated student worksheets.

Price: Out of Print

11-520E

Canada's lone-parent families : a family studies teaching kit. 1 portfolio (9 pieces). 1986. E. and F.

DDC 306.8/56/0971.

GENERAL

The number of single-parent families has been increasing steadily since 1966. Proportionally, more children than ever before are being raised in such households. These families are most likely to have lower incomes and to spend more than the recommended portion of income on shelter. Where these families live, how their incomes compare with those of other Canadians and the types of housing they occupy are examined. This kit includes: a set of 17 two-colour transparencies, a topically related census publication, illustrated student worksheets.

Canada: \$25.00 per issue

Foreign: \$26.50 per issue

11-523E

Guide to Statistics Canada data on women / Statistics Canada, Housing, Family and Social Statistics, Target Groups Project. 113 p. 28 cm. 1987. E. and F.
ISBN 0-660-12722-9.
DDC 016.3054/0971.

Divided into three parts, the Guide briefly describes all Statistics Canada publications containing data on women. It catalogues information that has not been published, but is available on microfiche or tape or can be accessed by computer. It cross-references entries on women across a broad range of topics from income and employment to health and education. It also lists a selection of articles that examine women's issues.

Canada: \$20.00 per issue

Foreign: \$21.00 per issue

11-605E

Toronto 150 : portrait of a changing city. 126 p. 23 cm. 1984. E. and F.
ISBN 0-660-11472-9.
DDC 971.3/541.

The City of Toronto celebrated its 150th anniversary in 1984 and Statistics Canada marked this historic event with *Toronto 150*, a statistical portrait of the city. Through graphs, text and photographs, *Toronto 150* describes many aspects of life in Toronto and its metropolitan area.

Price: Back Issue

11-606E

In the footsteps of Jacques Cartier : 450 years later : a statistical portrait. 52 p. 23 cm. 1984. E. and F.
ISBN 0-660-11617-0.
DDC 971.01.

The publication, prepared to commemorate the 450th anniversary of Jacques Cartier's arrival in Canada, outlines some of the changes that have occurred to the explorer's initial landfalls of Gaspé, Québec City and Montréal.

Price: Back Issue

11-607E

Trois-Rivières : a metropolitan profile. 116 p. 23 cm. 1984. E. and F.
ISBN 0-660-11645-6.
DDC 971.4/45.

Describes the Trois-Rivières of yesterday and today, from the time when it was the main fur trading market, through its development as a farming town in the 18th and 19th centuries, to its present status as a major and diversified regional centre. Makes a unique reference book for people interested in the cultural and economic life of this regional hub.

Price: Back Issue

11-608

Historical statistics of New Brunswick. 231 p. 28 cm. 1984. Bilingual.
ISBN 0-660-52817-7.
DDC 317.15.

A bilingual reference volume of historical data series on the province of New Brunswick, from 1784 to 1984. The book was produced in cooperation with the N.B. Statistics Agency to commemorate their bicentenary. The socio-economic data are divided into 15 main subject areas. One hundred tables with accompanying notes and definitions describe the N.B. population, its cultural and demographic characteristics, living and working conditions, as well as the provincial economy - agriculture, fisheries, forestry, mining, manufacturing, trade, income and government finance.

Canada: \$19.95 per issue

Foreign: \$23.95 per issue

11-610

Directory of survey organizations. Annual. First issue 1977. Bilingual.
ISSN 0226-7926.
DDC 001.4/33/02571.

Provides a listing of survey organizations which provide research services to federal government departments.

Price: Out of Print

11-612E no. 1

Health and social support, 1985 / Statistics Canada, Housing, Family, and Social Statistics Division. 232 p. 28 cm. 1987. E. and F.
ISBN 0-660-12654-0.
DDC 362.1/0971.

The first General Social Survey was carried out in September and October 1985, collecting information on health and related factors from 11,200 persons age 15 and older. The sample covered the non-institutionalized population of Canada. The data were gathered with telephone and face-to-face interviewing. This report

GENERAL

presents initial analyses and findings including comparisons with findings from the 1978-79 Canada Health Survey. Topics examined include: barriers and bridges to improving health status - smoking, alcohol use, physical activity, etc.; current health status - happiness, weight related to height, activity limitation, health problems, etc.; and a focused chapter on support networks and social participation of the elderly.

Canada: \$30.00 per issue

Foreign: \$32.00 per issue

WORKING MANUALS

12-001

Survey methodology. Semi-annual. First issue, June 1975. Bilingual.

ISSN 0714-0045.

DDC 001.4/22.

Presents articles dealing with various aspects of statistical development relevant to a statistical agency and evaluation of specific methodologies as applied to actual data collection or the data themselves.

Canada: \$15.00 per issue, \$30.00 annually

Foreign: \$17.50 per issue, \$35.00 annually

12-201

Changes to municipal boundaries, status and names. Annual. First issue 1975. Last issue 1986. Bilingual. **Discontinued.**

ISSN 0700-2009.

DDC 352/.003/0971.

Describes the changes in municipal boundaries, the census population figures on the current municipal boundaries, the area involved in the changes, and the Standard Geographical Classification code, before and after the changes.

Price: Out of Print

12-205

Index to Statistics Canada surveys and questionnaires. Annual. First issue 1981. Bilingual.

ISSN 0843-6142.

DDC 001.4/222/0971.

The Index lists all the questionnaire-based surveys of Statistics Canada and the questionnaires used in conducting the surveys, under the Division of Statistics Canada that is responsible for the survey. A contact name and telephone number are provided under the name of each survey to assist users desiring more information about the survey or about the data that are available on special request. An alphabetical index to the

titles of the surveys and questionnaires provides an indication of the subject content of Statistics Canada's questionnaire-based surveys. The questionnaires listed in the Index are reproduced on microfiche. The Index contains instructions as to how to locate each questionnaire on the microfiche. Previously *Index to the Inventory of Statistics Canada questionnaires on microfiche*.

Canada: \$25.00 per issue

Foreign: \$30.00 per issue

12-205M

Inventory of Statistics Canada questionnaires on microfiche. Annual. First issue 1980. Bilingual.

DDC 001.4/222/0971.

This is a complete record on microfiche of all the questionnaires used in Statistics Canada in the collection of its statistical programs. This includes administrative forms from other federal and provincial government departments and agencies, from which Statistics Canada derives statistics. It also includes telephone interview questionnaires and instructional or guidelines material.

Canada: \$181.00 per issue

Foreign: \$217.00 per issue

12-501E

Standard Industrial Classification, 1980. 4th ed. 528 p. 29 cm. 1980. E. and F.

ISBN 0-660-10672-8.

DDC 338/.02/012.

This publication classifies establishments to industry classes on the basis of their principal activities. The basic concepts of the 1980 edition of the classification are the same as the 1970 edition though some conceptual refinements have been incorporated - the number of divisions has been increased, the coding structure has been made hierarchical and four-digit class level has been added. This reprint of the Standard Industrial Classification manual incorporates corrections and amendments that had earlier been disseminated as 12-501E Suppl., 1980 *Standard Industrial Classification, Supplement*.

Canada: \$60.00 per issue

Foreign: \$76.00 per issue

12-501E Suppl.

1980 Standard Industrial Classification. Supplement.

14 p. 28 cm. 1987. E. and F.

ISBN 0-660-12790-3.

DDC 338/.02/012.

This supplement contains amendments to the industry classification and an errata. Changes which have been made to the industry classification, titles, definitions and

GENERAL

index items are listed along with the resulting changes to the alphabetical index. The errata lists the major corrections required to the published 1980 Standard Industrial Classification manual.

Canada: \$60.00 per issue

Foreign: \$76.00 per issue

12-519E

Development and design of survey questionnaires / R. Platek, F.K. Pierre-Pierre and P. Stevens. 119 p. 23 cm. 1985. E. and F.

ISBN 0-660-11798-3.

DDC 001.4/222.

Successful implementation of surveys depends to a large extent on good questionnaire design but the failure to devote sufficient attention, care and resources to questionnaire development is surprisingly common in current survey practice. As a consequence, many surveys fail to achieve their full potential. From its introductory comment through its four chapters dealing with organizing to design, development, production and evaluation of questionnaires, this publication intends to promote good questionnaire design and to serve as a reference and training tool. It provides a discussion of issues related to wording, format, layout, etc., illustrating these with examples from recent federal surveys. A checklist and bibliography complete the text.

Canada: \$25.00 per issue

Foreign: \$26.50 per issue

12-565E

Standard Occupational Classification, 1980. 656 p. 29 cm. 1981. E. and F.

ISBN 0-660-10673-6.

DDC 331.7/0012.

The classification provides a systematic classification structure to identify and categorize the entire range of occupational activity in Canada. It consists of 23 major groups which are subdivided into minor groups and unit groups. Definitions are provided for each occupational group, as well as classified and alphabetical indices to which some 15,000 occupational titles have been assigned.

Price: Back Issue

12-566

Guide to sub-provincial data : excluding census data, 1979 / Statistics Canada, Office of the Senior Advisor on Integration. 269 p. 28 cm. 1982. Bilingual.

ISBN 0-660-50609-2.

DDC 304.6/0971.

Provides information on sub-provincial data, table titles, row headings and geographic coverage in 43 non-census publications released by Statistics Canada in 1979. An

index of place names allows identification of the data found in these publications by economic region, county or census division, municipality and by unincorporated villages.

Price: Back Issue

12-569E

CANSIM, Canadian Socio-economic Information Management System, mini base series directory. Irregular. First issue 1986. E. and F.

ISSN 0706-0831.

DDC 025/.063171.

Provides detailed information on the data contained in the CANSIM Mini Base. For each series, the series title, start date, source of data and other descriptive material are provided. Amendments to the directory are issued periodically as more series are added to the base, and these are included in the price of the directory.

Canada: \$45.00 per issue

Foreign: \$54.00 per issue

12-570E

Canadian Standard Industrial Classification for Companies and Enterprises, 1980 / Statistics Canada, Standards Division. 381 p. 30 cm. 1986. E. and F.

ISBN 0-660-11945-5.

DDC 338/.02/012.

Provides a framework for classifying Canadian companies and enterprises to 18 main industrial sectors such as energy, wood and paper, communications, 60 sub-sectors and 163 segments. It is structured to reflect the organization of production for the delivery of goods and services. It is intended for use in the collection, compilation and publication of financial statistics, such as *Corporation financial statistics* and corporation profits.

Canada: \$50.00 per issue

Foreign: \$72.00 per issue

12-571

Standard Geographical Classification : SGC, 1986. Volume I, The classification / Statistics Canada, Standards Division. 4th ed. 1 v. 29 cm. 1987. Bilingual.

ISBN 0-660-53404-5.

DDC 917.1/001/48.

Presents a system of names and codes used to identify geographical areas of Canada. These areas include provinces, census divisions (counties) and subdivisions (municipalities) which form the 3-tiered hierarchy of the Standard Geographical Classification (SGC) as well as other standard systems such as census metropolitan areas.

Canada: \$55.00 per issue

Foreign: \$75.00 per issue

GENERAL

12-572

Standard Geographical Classification : SGC, 1986. Volume II, The reference maps / Statistics Canada, Standards Division. 4th ed. 1 v. 29 cm. 1987. Bilingual.
ISBN 0-660-53405-3.
DDC 917.1/001/48.

A series of 24 detailed maps showing the boundaries, names and codes of the 1986 Standard Geographical Classification covering all of Canada.

Canada: \$35.00 per issue
Foreign: \$55.00 per issue

12-573

Standard Geographical Classification : SGC, 1986. Volume III, Changes - 1981 to 1986 / Statistics Canada, Standards Division. 4th ed. 1 v. 29 cm. 1987. Bilingual.
ISBN 0-660-53406-1.
DDC 917.1/001/48.

A five year summary of the changes affecting the Standard Geographical Classification since January 2, 1981 including details such as: type of change, effective date, population and territory affected in the case of boundary adjustments, etc.

Canada: \$75.00 per issue
Foreign: \$95.00 per issue

12-578E

Canadian Export Classification (based on the Harmonized System) / Statistics Canada, International Trade Division. 618 p. in various pagings. 28 cm. 1987. E. and F.
ISBN 0-660-12492-0.
DDC 382/.0971/0012.

Commencing January 1, 1988, Canadian exporters or their agents will be required to assign an Export Harmonized System (H.S.) number to all export transactions. This publication lists all possible export H.S. codes and their accompanying descriptions will therefore be an essential tool in the preparation of customs export documentation. To assist in coding, the publication's introduction includes, among other things, an outline of the classification structure, an overview of the classification of goods, and the general rules for the interpretation of the Harmonized System.

Canada: \$35.00 per issue
Foreign: \$48.00 per issue

12-579E

Canadian Export-Import Alphabetical Index (based on the Harmonized System) / Statistics Canada, International Trade Division. 298 p. 28 cm. 1987. E. and F.
ISBN 0-660-12493-9.

DDC 382/.0971/0012.

This publication has been designed to be used in conjunction with both the *Canadian tariff and imports statistics nomenclature aligned to the structure of the Harmonized Commodity Description and Coding System*, published by Revenue Canada (Catalogue RV57-1-1-1987E) and the *Canadian Export Classification (based on the Harmonized System)* (No. 12-578E). Its purpose is to facilitate the selection of the correct 10-digit import HS Classification Number and/or export 8-digit Export HS Number based on the user's understanding of a commodity description. Approximately 17,000 product rulings are listed employing the keyword principle in determining the alphabetic placement of an individual product descriptor.

Canada: \$35.00 per issue
Foreign: \$48.00 per issue

12-580E

Standard Classification of Goods, 1988 : based on the Harmonized Commodity Description and Coding System / Statistics Canada, Standards division. 1 v. (loose leaf). 29 cm. 1988. E. and F.
ISBN 0-660-13042-4.
DDC 338/.02/012.

Classifies commodities according to an eight-digit structure. It replaces the Standard Commodity Classification, and is based upon the international Harmonized Commodity Description and Coding System. It separately identifies the classes used to collect 1988 statistics for imports, exports, and production, and will be updated annually. It includes historical information, interpretive notes, and links to classifications used for 1987 data.

Canada: \$85.00 per issue
Foreign: \$102.00 per issue

12-601

Word division in French : a working manual to assist in the preparation of written copy in the French language / compiled by Gérard D. Fontaine. 287 p. 28 cm. 1978. Bilingual.
ISBN 0-660-50398-0.
DDC 448.1.

A working manual to assist in the preparation of written copy in the French language.

Canada: \$11.95 per issue
Foreign: \$14.35 per issue

12-602E

Survey sampling : a non-mathematical guide / by A. Satin and W. Shastry. 69 p. 28 cm. 1983. E. and F.
ISBN 0-660-11224-8.
DDC 300/.723.


GENERAL

Ideal guide for those with little or no formal training in mathematical statistics. First-time or occasional survey researchers, social science students, and especially users of market research surveys will obtain a good basic understanding of sampling methods and design from this publication. Unlike other documents this guide explains the concepts and methods of survey sampling in a non-mathematical format.

Canada: \$10.00 per issue

Foreign: \$12.00 per issue

COMPREHENSIVE STUDIES



13-001

National income and expenditure accounts. Quarterly. First issue 1953. Bilingual. (System of national accounts).

ISSN 0318-708X.

DDC 339.371.

Contains seasonally adjusted estimates: gross domestic product and its aggregates in current prices and at 1981 prices, sources and disposition of personal income,

gross saving, revenue and expenditure by level of government, price indexes (implicit, fixed-weighted and chain) and other detailed tables on personal expenditure, investment and profits; 23 tables in all. Includes an analysis of economic developments during the quarter and articles of a technical or analytical nature.

Canada: \$18.00 per issue, \$72.00 annually

Foreign: \$21.50 per issue, \$86.00 annually

13-002

Financial flow accounts. Quarterly. First issue 1968. Last issue, 1987. Bilingual. **Discontinued.**

ISSN 0380-092X.

DDC 339.2/6/0971.

Presents financial flows data for the following sectors: persons and unincorporated businesses, monetary authorities, banks, financial institutions, federal, provincial and local governments and hospitals, social security funds, and rest of the world. Contains matrices, as well as a review of Canadian financial and monetary developments.

Canada: \$35.00 per issue, \$140.00 annually

Foreign: \$36.00 per issue, \$144.00 annually

13-002P see 13-014

13-014

Financial flow accounts. Quarterly. First issue 1988. Bilingual.

ISSN 0380-0938.

DDC 339.2/6/0971.

Presents quarterly saving and capital expenditure data linked to borrowing and lending in a variety of financial instruments. Financial transactions are shown for the various sectors of the economy, such as persons and unincorporated business, financial and non-financial corporations, governments and a rest-of-the-world sector. (Previously 13-002 and 13-002P, 13-002P changed to 13-014 and absorbed 13-002).

Canada: \$12.00 per issue, \$48.00 annually

Foreign: \$14.50 per issue, \$58.00 annually

13-201

National income and expenditure accounts, the annual estimates. Annual. First issue 1938/1944. Bilingual. (System of national accounts).

ISSN 0703-0037.

DDC 339.371.

Contains gross domestic product and its aggregates and all other estimates from publication 13-001 on an annual basis as well as sector accounts (persons, government, business and non-residents), industrial distribution of selected aggregates (wages and salaries, profits, investment), geographical distribution of personal income

GENERAL

and its main components, government supplementary tables, detailed tables on personal expenditure and reconciliation statements with other types of accounts; 73 tables in all. Also includes an analysis of latest revisions and a glossary.

Canada: \$37.00 per issue

Foreign: \$44.00 per issue

13-206

Income distributions by size in Canada, preliminary estimates. Annual. First issue 1971. Last issue 1985. Bilingual. **Discontinued.**

ISSN 0317-5405.

DDC 339.2/2/0971.

Preliminary estimates of family and individual incomes by size of income, region/province, family size, number of children, age and sex of family head or individual. Includes income shares by quintiles, incidence and characteristics of low income families and unattached individuals. Statistics are derived from the Survey of Consumer Finances conducted annually since 1972. Includes data analysis, definitions and bibliography.

Canada: \$15.00 per issue

Foreign: \$16.00 per issue

13-207

Income distributions by size in Canada. Annual. First issue 1971. Bilingual.

ISSN 0575-8750.

DDC 339.2/2/0971.

Estimates of family and individual incomes by size of income, major source of income, region/province, sex and other characteristics. Includes income shares by quintiles and incidence and characteristics of low income families and unattached individuals. Statistics derived from the Survey of Consumer Finances conducted annually since 1972. Includes data analysis, definitions, data quality, survey questionnaire, and bibliography.

Canada: \$39.00 per issue

Foreign: \$47.00 per issue

13-208

Family incomes, census families. Annual. First issue 1971. Bilingual.

ISSN 0703-7368.

DDC 339.2/2/0971.

Distributions of census families and persons not in families by size of income, major source of income, region/province, age, sex and other characteristics. The family concept used is identical to the Canadian census. Statistics are derived from the Survey of Consumer

Finances conducted annually since 1972. Includes definitions and bibliography.

Canada: \$18.00 per issue

Foreign: \$22.00 per issue

13-210

Income after tax, distributions by size in Canada. Annual. First issue 1971. Bilingual.

ISSN 0319-0374.

DDC 339.2/0971.

Income distributions for families, unattached individuals and all persons with income are shown on an after-tax basis by selected characteristics such as region, age and sex. Income after tax is defined as total money income less income tax paid. Statistics derived from the Survey of Consumer Finances conducted annually since 1972. Includes data analysis, definitions, data quality and bibliography.

Canada: \$25.00 per issue

Foreign: \$30.00 per issue

13-211

Fixed capital flows and stocks. Annual. First issue 1926/1973. Bilingual.

ISSN 0317-5154.

DDC 332/.0414/0971.

Covers the most recent five years of capital flow and stock data by industry (1970 Standard Industrial Classification). Estimates of capital formation, capital consumption allowances and gross and net stock, in both current and constant (1971) dollars, are given for building, engineering and machinery and equipment assets. Price indexes for capital expenditures on plant and equipment for industry are also presented. Includes definitions, a short description of the methodology and a list of related publications.

Price: Out of Print

13-213

Provincial economic accounts, annual estimates. Annual. First issue 1961/1976. Bilingual. (System of national accounts).

ISSN 0847-0359.

Incorrect ISSN (0706-3083) printed in the publication.

DDC 336.71.

Contains estimates of gross domestic product and its aggregates in current prices, revenue and expenditure by level of government, government supplementary tables (direct taxes, indirect taxes, investment income, subsidies and transfers to persons, business and other levels of government) and personal income for provinces, territories and Canada; 16 tables for each region. Also

GENERAL

includes an outline of sources and methods, a quality assessment of the estimates, an article on economic developments during the year and a glossary.

Canada: \$50.00 per issue

Foreign: \$60.00 per issue

13-213P

Provincial economic accounts, preliminary estimates. Annual. First issue, 1988. Bilingual. (System of national accounts)

ISSN 0706-3088.

DDC 336.71

Contains estimates of gross domestic product and its aggregates in current prices for all provinces, territories and Canada; 2 tables for each region. Also includes an outline of sources and methods and an article on economic developments during the year.

Canada: \$25.00 per issue

Foreign: \$30.00 per issue

13-213S

Provincial economic accounts : historical issue 1961-1986 / Statistics Canada, Income and Expenditure Accounts Division. (System of national accounts). 465 p. 28 cm. 1988. Bilingual.

ISBN 0-660-53432-0.

DDC 336.71.

Historical issue of provincial economic accounts; complements publication 13-213. Contains estimates of gross domestic product and its aggregates in current prices, revenue and expenditure by level of government, government supplementary tables (direct taxes, indirect taxes, investment income, subsidies and transfers to persons, business and other levels of government) and personal income for provinces, territories and Canada; 16 tables for each region. Also includes an outline of sources and methods, an article on the historical revision of the provincial economic accounts, a quality assessment of the estimates and a glossary.

Canada: \$70.00 per issue

Foreign: \$80.00 per issue

13-214

Financial flow and national balance sheet accounts. Annual. First issue 1961/1984. Bilingual. (System of national accounts).

ISSN 0825-9216.

DDC 339.2/6/0971.

Provides data for national and sectoral wealth and net worth in the form of annual balance sheets for the total economy and its component sectors. Sector aggregations and tangible and financial asset and liability categories are reconcilable to quarterly financial flow

account transactions, also included in the publication. CANSIM reference numbers are provided for all series. Previously *National balance sheet accounts*.

Canada: \$37.00 per issue

Foreign: \$44.00 per issue

13-216

Income estimates for subprovincial areas. Annual. First issue 1983. Bilingual.

ISSN 0825-124X.

DDC 339.2/0971.

This publication contains income estimates presented as area aggregates and on a per-capita basis. The income data include money income (disaggregated by source of income), income taxes assessed, and money income after tax. Also included are measures of personal income (a broader income measure based on National Accounts concepts) and personal disposable income. Data are shown for Statistics Canada's subprovincial areas, counties or census divisions, and census metropolitan areas. Several maps facilitate the analysis of the data contained in the tables.

Canada: \$26.00 per issue

Foreign: \$31.00 per issue

13-217

Earnings of men and women. Annual. First issue 1984. Bilingual.

ISSN 0829-6235.

DDC 331.2/971.

This publication shows annual earnings by sex. Earnings distributions are shown for men and women by province, age, education, occupation and work experience. Also presented are data on the earnings contributions of husbands and wives to family income. Statistics are derived from the Survey of Consumer Finances conducted annually since 1972.

Canada: \$20.00 per issue

Foreign: \$24.00 per issue

13-218

Household facilities by income and other characteristics. Annual. First issue 1986. Bilingual.

ISSN 0226-4560.

DDC 339.4/1/0971.

Examines, in private households, relationships between income and household facilities and equipment, by region, household type, age of head and size of area, and between monthly cash rent and annual income. Also provides selected statistics on low income households. Includes data analysis, definitions, data quality, survey questionnaire and bibliography.

Canada: \$35.00 per issue

Foreign: \$42.00 per issue

GENERAL

13-531

National income and expenditure accounts : annual estimates, 1926-1986 / Statistics Canada, Income and Expenditure Accounts Division. (System of national accounts). 241 p. 28 cm. 1988. Bilingual.

ISBN 0-660-53422-3.

DDC 339.371.

Historical issue of annual *National Income and Expenditure Accounts*. Complements publication 13-201; contains gross domestic product and its aggregates and all other estimates from publication 13-001 on an annual basis as well as sector accounts (persons, business, government and non-residents), industrial distribution of selected aggregates (wages and salaries, profits, investment), geographical distribution of personal income and its main components, government supplementary tables, detailed tables on personal expenditure and reconciliation statements with other types of accounts; 75 tables in all. Also includes an article on the historical revision of the national accounts and a glossary.

Canada: \$50.00 per issue

Foreign: \$52.00 per issue

13-533

National income and expenditure accounts : quarterly estimates, 1947-1986 / Statistics Canada, Income and Expenditure Accounts Division. (System of national accounts). 110 p. 28 cm. 1989. Bilingual.

ISBN 0-660-53421-5.

DDC 339.371.

Historical issue of quarterly *National Income and Expenditure Accounts*. Complements publication 13-001; 23 tables of seasonally adjusted estimates: Gross Domestic Product and its aggregates in current prices and at 1981 prices, sources and disposition of personal income, gross saving, revenue and expenditure by level of government, price indexes (implicit, fixed-weighted and chain) and other detailed tables on personal expenditure, investment and profits.

Canada: \$50.00 per issue

Foreign: \$60.00 per issue

13-568

Fixed capital flows and stocks, historical, 1936-1983 / Statistics Canada, Construction Division. 286 p. 28 cm. 1983. Bilingual.

ISBN 0-660-52232-2.

DDC 332/.0414/0971.

Presents for the period 1936 to 1983, in current and constant (1971) dollars, estimates of capital formation, capital consumption allowances and capital stocks for both the residential and non-residential sectors (the latter being broken down into manufacturing and non-manufacturing industry groupings). Also provides price indexes (1971 = 100) for the same period for capital

expenditure on plant and equipment. Contains a list of CANSIM matrices, related publications and an explanatory introduction.

Canada: \$64.00 per issue

Foreign: \$77.00 per issue

13-578

Wealth of families with working wives, 1977 / by A. Rashid. 156 p. 28 cm. 1983. Bilingual.

ISBN 0-660-51854-6.

DDC 339.2/2/0971.

Estimates the impact of wife's work status on family wealth through an analysis of comparative wealth positions of working-wife and non-working-wife families. Also discusses differences in home-ownership, value of owner-occupied homes, mortgage debt, and business/farm/professional equities between families with and without working wives. Includes data analysis, definitions, data quality, and bibliography.

Canada: \$8.45 per issue

Foreign: \$10.15 per issue

13-579

Historical tables for census education data 1971, 1976 and 1981 : Canada, regions, provinces. 156 p. in various pagings. 28 cm. 1984. Bilingual.

ISBN 0-660-51859-7.

DDC 304.6/0971.

Brings together education data from the 1971, 1976 and 1981 population censuses on highest level of schooling, university certificates and degrees, trades/vocational training, median years of schooling and school attendance. Also shows selected education related socio-economic data such as labour force activity, industry, occupation, income, immigration status, internal mobility, nuptiality and religion. Includes data analysis, definitions and bibliography.

Canada: \$8.85 per issue

Foreign: \$10.60 per issue

13-579S

Supplement to "Historical tables for census education data 1971, 1976 and 1981" / Statistics Canada, Housing, Family and Social Statistics Division. 76 p. 28 cm. 1985. Bilingual.

ISBN 0-660-52857-6.

DDC 304.6/0971.

Contains tables providing additional data to corresponding tables in the 1981 Census publication, *Population, Historical tables for census education data, 1971, 1976 and 1981*, regarding median years of schooling, labour force participation rates and average income.

Canada: \$20.00 per issue

Foreign: \$21.00 per issue

GENERAL

13-580

The distribution of wealth in Canada, 1984 / Statistics Canada, Labour and Household Surveys Analysis Division. 85 p. 28 cm. 1986. Bilingual.

ISBN 0-660-52877-0.

DDC 339.2/2/0971.

This report describes the wealth distribution of Canadian households according to a wide range of socio-demographic characteristics including, for example, region, income, age and sex. As well, the composition of wealth, in terms of home value, bank deposits, stocks/shares and vehicles, is given by income, region and age. The data were collected through personal interview with a sample of approximately 15,000 households. The previous survey was conducted in 1977.

Canada: \$25.00 per issue

Foreign: \$26.50 per issue

13-581E

Charting Canadian incomes, 1951-1981. 28 p. 26 cm. 1984. E. and F.

ISBN 0-660-11507-7.

DDC 339.2/2/0971.

A collection of charts summarizing the income experience of Canadians indicates that average real income of families increased steadily from 1951 to 1976 but thereafter has levelled off. The effects of number of earners, age, sex, family size and regional differences on income are also studied in a historical context. Includes glossary and bibliography.

Price: Back Issue

13-585E

A guide to the financial flow and national balance sheet accounts / Statistics Canada, International and Financial Economics Division, Financial Flows Section. 155 p. 28 cm. 1989. E. and F.

ISBN 0-660-12077-1.

DDC 339.2/6/0971.

Overview of the conceptual framework, methodology and presentation of the two related sets of financial accounts. Transaction (asset and liability) categories and sectors are defined and data sources are discussed.

Canada: \$36.00 per issue

Foreign: \$37.00 per issue

13-588 no. 1

Changes in the distribution of wealth in Canada, 1970-1984 / by G. Oja. (Income analytic report ; no. 1). 39 p. 28 cm. 1987. Bilingual.

ISBN 0-660-53414-2.

DDC 339.2/2/0971.

Results from three independent surveys conducted in 1970, 1977 and 1984 are examined to identify changes in the distribution of wealth among Canadian households. The composition of wealth -- home or business equity, values of vehicles, other financial assets or debts -- is analysed according to family quintile groups based on income or wealth and the age of the family head.

Canada: \$12.00 per issue

Foreign: \$13.00 per issue

13-588 no. 2

Pensions and incomes of the elderly in Canada, 1971-1985 / by G. Oja in collaboration with R. Love. (Income analytic report ; no. 2) 118 p. 28 cm. 1988. Bilingual.

ISBN 0-660-53427-4.

DDC 332.024/0565.

This report examines changes in the income sources of Canada's elderly population using data from the *Survey of Consumer Finances*. The report focuses on private pension and investment income and the resulting trends in income that have taken place since 1971. Also featured is a demographic profile of the elderly according to these income sources. (Quote catalogue no. 13-548 when ordering.)

Canada: \$12.00 per issue

Foreign: \$13.00 per issue

14-201 see 15-204

INPUT-OUTPUT TABLES

15-001

Gross domestic product by industry. Monthly. First issue, Jan. 1987. Bilingual. (System of national accounts).

ISSN 0711-852X.

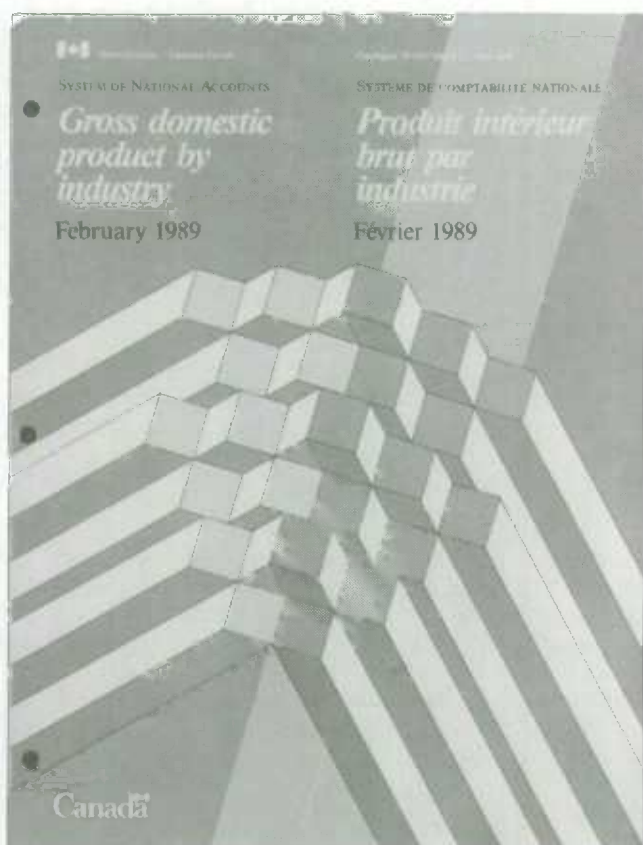
DDC 339.371.

Contains monthly, quarterly, and annual estimates of Gross Domestic Product for 183 industries, including aggregates and special industry groupings. Estimates are available nationally and seasonally adjusted, in millions of dollars at 1981 prices, for the current year and the previous year. The June issue contains historical data covering the most recent several years. A brief text provides analytical highlights, and charts of four major industry groupings are also present.

Canada: \$12.10 per issue, \$121.00 annually

Foreign: \$14.50 per issue, \$145.00 annually

GENERAL



This volume presents input-output tables in constant 1971 prices. "Make", "use" and "final demand" matrices at two levels of aggregation, S and M, are given. A description of the accounting framework and of the deflation process is included. This volume is a companion to 15-201 *The input-output structure of the Canadian economy* which gives the corresponding tables at current prices as well as a more complete description of the input-output accounting conventions, per capita money income, and area income maps (as of 1977) for CDs; and per-capita money income for SRS from time to time (not available for 1977). Separate English and French publications merged to become bilingual.

Canada: \$40.00 per issue

Foreign: \$48.00 per issue

15-203

Provincial gross domestic product by industry. Annual. First issue 1971/1984. Bilingual. (System of national accounts).

ISSN 0712-8762.

DDC 339.371.

Presents current price estimates of provincial gross domestic product at factor cost (GDP) for goods-producing industries plus education, hospitals and accommodation and food services. Constant 1971 prices provincial GDP estimates for selected industries are also shown. Provides brief descriptions of concepts, sources and methods.

Canada: \$30.00 per issue

Foreign: \$36.00 per issue

15-204

Aggregate productivity measures. Annual. First issue 1946/65. Bilingual. (System of national accounts).

ISSN 0317-7882.

DDC 331.11/8/0971.

Indexes of output per person employed and per man-hour, and indexes of unit labour costs for all commercial industries as well as industry groupings, including commercial goods-producing industries, commercial service-producing industries, agriculture and manufacturing. Also provides comparisons with corresponding US official measures where available. Includes data sources; time series in index form; industrial classification used, and labour productivity, unit labour cost and related data in CANSIM. Previously 14-201.

Canada: \$40.00 per issue

Foreign: \$48.00 per issue

15-510

The input-output structure of the Canadian economy, 1961-1981 (revised data) / Statistics Canada, Input-Output Division. (System of national accounts). 526 p. 26 cm. 1987. Bilingual.

15-201

The input-output structure of the Canadian economy. Annual. First issue 1971/76. Bilingual. (System of national accounts).

ISSN 0226-2304.

DDC 339.2/3/0971.

This volume contains the accounting framework, classification systems, some special definitions used for the input-output tables, the input-output model used for the impact tables, sources and methods, aggregation parameters, and "make", "use", "final demand" and "impact" tables at two levels of aggregation S and M, as well as tables on margins at level M. Separate English and French publications merged to become bilingual.

Canada: \$40.00 per issue

Foreign: \$48.00 per issue

15-202

The input-output structure of the Canadian economy in constant prices. Annual. First issue 1971/76. Bilingual. (System of national accounts).

ISSN 0226-2312.

DDC 339.2/3/0971.

GENERAL

ISBN 0-660-53419-3
DDC 339.2/3.

This publication contains input-output tables for the period 1961 to 1981 which are the results of the latest historical revision of the various accounts which form the Canadian System of National Accounts (CSNA). It also provides the final estimates of Gross Domestic Product at factor cost by industry which establishes the contribution of each industry to the total value of production in the economy. These input-output tables constitute a data bank on the production and distribution activity of all industries in Canada which is integrated to the CSNA through the input-output accounting framework. They show who is producing what (distinguishing roughly 200 industries and 600 commodities), who is buying what (intermediate purchases by producers for the production of other commodities or final purchases by producers for the production of other commodities or final purchases by sector) and how much it costs to produce them in material, labour and capital. The introductory chapters cover the following subjects: the input-output accounting framework, the classification system, some special definitions used in the input-output tables, the sources and methods, the aggregation parameters, gross domestic product, some uses and interpretations of the tables and the input-output models used for impact analysis.

Canada: \$66.00 per issue
Foreign: \$79.00 per issue

15-511

The input-output structure of the Canadian economy in constant prices, 1961-1981 (revised data) / Statistics Canada, Input-Output Division. (System of national accounts). 442 p. 36 cm. 1987. Bilingual.
ISBN 0-660-52891-6.
DDC 339.2/3/0971.

This publication contains input-output tables in constant prices for the period 1961 to 1981 which are the results of the latest historical revision of the various accounts which form the Canadian System of National Accounts (CSNA). It also provides the final estimates of Real Gross Domestic Product at factor cost by industry which establishes the contribution of each industry to the total volume of production in the economy. These tables constitute a data bank on the production and distribution activity of all industries in Canada which is integrated to the CSNA through the input-output accounting framework. They show who is producing what (distinguishing roughly 200 industries and 600 commodities), who is buying what (intermediate purchases by producers for the production of other commodities or final purchases by sector) and how much it costs to produce them in material, labour and capital. The introductory chapters cover the following

subjects: the input-output accounting framework, the nature, sources and methods of deflation, Gross Domestic Product and the aggregation parameters.

Canada: \$66.00 per issue
Foreign: \$79.00 per issue

15-512

Gross domestic product by industry (1981=100), 1961-1980 / Statistics Canada, Industry Measures and Analysis Division, Monthly Measures Section. (System of national accounts). 219 p. 28 cm. 1987. Bilingual.
ISBN 0-660-53412-6.
DDC 339.371.

Gross domestic product by industry at factor cost in 1981 prices by month and by quarter, seasonally adjusted at annual rates, and annual data, in millions of dollars, 1961-1980 for Canada.

Canada: \$50.00 per issue
Foreign: \$51.50 per issue

SEASONAL VARIATIONS

This is a series of studies being initiated by the Time Series Research and Analysis Division of Statistics Canada. Because seasonality affects different economic activities in varying degrees each study will focus on one economic sector.

16-502

Seasonal variations in the Canadian economy : retail trade / Statistics Canada, Time Series Research and Analysis Division. 160 p. 28 cm. 1985. Bilingual.
ISBN 0-660-52856-8.
DDC 381/.1/0971.

Analyzes seasonal fluctuations in economic activity focusing on the retail trade sector. Presents data from 1972 to 1982 for 28 kinds of businesses as well as regional breakdowns of retail sales. Adopts a practical approach to the complicated task of seasonal analysis of current sales, and of creating an index of seasonal variation.

Canada: \$25.00 per issue
Foreign: \$26.50 per issue

SMALL AREA DATA

17-202 to 17-206

Demographic and income statistics for postal areas, Canada. Annual. First issue 1987. Bilingual.
ISSN 0840-8491.
DDC 339.2/2/0971.

GENERAL

This annual publication provides 1987 data derived from income tax returns for over 1,000 urban Forward Sortation Areas (FSAs, the first three characters of a postal code) and 6,000 rural postal codes. This compendium includes demographic and socio-economic characteristics such as age group, sex, income, etc. of the taxfiler population. This publication is available in five versions: Canada (17-202); Atlantic provinces (17-203); Quebec (17-204); Ontario (17-205) and Western provinces and the Territories (17-206). Previously *Urban FSA and Rural Postal Code Summary Data*.

17-202 Canada

Canada: \$315.00 per issue

Foreign: \$378.00 per issue

17-203 Atlantic Provinces

Canada: \$116.00 per issue

Foreign: \$139.00 per issue

17-204 Quebec

Canada: \$116.00 per issue

Foreign: \$139.00 per issue

17-205 Ontario

Canada: \$116.00 per issue

Foreign: \$139.00 per issue

17-206 Western Canada & Territories

Canada: \$116.00 per issue

Foreign: \$139.00 per issue

17-602 see 17-202

SPECIAL STUDIES

18-501E

Developing a longitudinal database on businesses in the Canadian economy : an approach to the study of employment / Statistics Canada, Business Microdata Integration and Analysis. 127 p. 28 cm. 1988. E. and F.

ISBN 0-660-12669-9.

DDC 331.11/07/2071.

This publication outlines how a database on employment by size of firm was created, discusses its current status and potential, and analyses the pitfalls in using it to make assertions about our current knowledge of the role of small business in the dynamics of job creation. The database, created by linking data from survey and administrative sources, is presented in a set of tabulations for 1978 and 1984 and for changes between these two years. The tabulations focus on the labour used by businesses and the data are disaggregated by size of business, life status of the business (continuous, newly identified or no longer identified) and country of control. They are tabulated by industry and by province.

Canada: \$35.00 per issue

Foreign: \$36.00 per issue

PRIMARY INDUSTRIES

FARM INCOME, VALUE AND GENERAL PRODUCTION

21-001

Farm cash receipts. Quarterly. First issue, Jan./July 1940. Bilingual.

ISSN 0703-7945.

DDC 338.1/3/0971.

Presents estimates of revenue received by farmers from the sale of farm products and from direct program payments, by main commodity, cumulative by quarter for Canada and provinces. Includes data analysis and explanatory notes.

Canada: \$10.50 per issue, \$42.00 annually

Foreign: \$12.50 per issue, \$50.00 annually

21-522E

Farming facts. Annual. First issue 1980. E. and F.

ISSN 0835-6246.

DDC 338.1/0971.

Reference report covering highlights on virtually every kind of Canadian agriculture activity - from oilseed production to honey and wax production. This publication delivers up-to-date statistics on crops, livestock, poultry, farm cash receipts, investment and expenses.

Canada: \$3.00 per issue

Foreign: \$4.00 per issue

AGRICULTURE WORKING PAPERS

21-601E no. 4

An overview of the Canadian oilseed industry / Glenn Lennox. (Agriculture working paper ; no. 4). 22 p. 28 cm. 1984. E. and F.

ISBN 0-660-11658-8.

DDC 338.1/7385/0971.

An overview of the supply and disposition factors for the Canadian oilseed industry. Covers oilseed production, marketing, exports, domestic processing and domestic consumption, and is intended as a complement to the tabular data compiled by the Grain Marketing Unit.

Price: Out of Print

21-601E no. 10

Revisions to the treatment of imputed house rents in the Canadian farm accounts, 1926-1979 / Mike Trant. (Agriculture working paper ; no. 10). 30 p. 28 cm. 1986. E. and F.

ISBN 0-660-11954-4.

DDC 338.1/3/0971.

This publication explains revisions in the treatment of farm house expenses. These revisions were incorporated

in the farm income estimates in May 1979. The revisions involved two major changes, the first being the elimination of imputed house rent from the farm accounts and the second being the subtraction, from farm business expenses, of those costs associated with the personal use of farm dwellings. The revisions are explained through a presentation of the background regarding the logic and concepts originally used for handling farm house expenses in the accounts and through the identification of the conceptual problems inherent in the original method. This is followed by a detailed description of the revisions to the treatment of the farm expenses associated with the farm house.

Canada: \$11.00 per issue

Foreign: \$12.00 per issue

AGRICULTURE METHODOLOGY PAPERS

21-602E no. 2

Data collection and estimating procedures of the Animal Products Unit / by Peter Beerstecker, Elizabeth Leckie. (Agriculture methodology paper ; no. 2). 105 p. 28 cm. 1982. E. and F.

ISBN 0-660-11151-9.

DDC 641.3/06/028.

Deals with the collection and estimating procedures used to gather data in the following fields: dairy, poultry and eggs, cold storage stocks of frozen foods, and furs (wildlife and ranch raised). Production, inventories, prices and disappearance are estimated for the above commodities using the methodology described in this publication.

Canada: \$6.00 per issue

Foreign: \$7.20 per issue

21-603E

Agriculture economic statistics. Annual. First issue 1926/1978. E. and F.

ISSN 0833-6210.

DDC 338.1/3/0971.

The eight economic indicators covered in the publication have proven themselves through decades of reliable use. For an overview of both the past and present health of Canada's agricultural economy, this publication provides annual information on: farm net income; farm cash receipts; farm operating expenses and depreciation charges; direct program payments to producers; current values of farm capital; farm debt outstanding by type of lender; index of farm production; farm product price index. This publication replaces 21-202 *Farm net income*, and 21-203 *Index of farm production*. Updated twice a year.

Canada: \$20.00 per issue \$40.00 annually

Foreign: \$24.00 per issue \$48.00 annually

PRIMARY INDUSTRIES

FARM CROPS

22-002

Field crop reporting series. Irregular. First issue, Oct. 1920. Bilingual.

ISSN 0575-8548.

DDC 338.1/73/00971.

This set of eight crop reports covers current acreage, seeding, growth and condition of crops, progress of harvesting, production and stocks. Titles and release dates are listed in crop-reporting calendar issued in January each year. See also 22-007, 22-201. Includes data analysis.

Canada: \$11.00 per issue, \$76.00 annually

Foreign: \$13.00 per issue, \$91.00 annually

22-003

Fruit and vegetable production. Quarterly. First issue 1932. Bilingual.

ISSN 0383-008X.

DDC 338.1/74/0971.

Contains annual estimates of area, yield, production and value of principal commercially grown vegetables; potato statistics; mushroom statistics; area, production and value of main processing crops and estimated production and value of principal commercial fruit crops.

Canada: \$17.20 per issue, \$69.00 annually

Foreign: \$20.70 per issue, \$83.00 annually

22-007

Cereals and oilseeds review. Monthly. First issue, May 1978. Bilingual.

ISSN 0820-9030.

DDC 338.1/731/0971.

Reports on supply and disposition of the four traditional major wheat exporters, Canada, Australia, United States and Argentina. Current and historic supply and disposition of the principal Canadian grains: wheat, durum wheat, oats, barley, rye, flaxseed, canola, corn and soybeans. Similar data, with exception of grain corn and soybeans, at the Prairie province farm level. Farmers' deliveries of major grains, exports to leading markets, prices and domestic processing data. Includes data analysis.

Canada: \$13.10 per issue, \$131.00 annually

Foreign: \$15.70 per issue, \$157.00 annually

22-008

Canadian potato production. Irregular. First issue, July 1987. Last issue, Nov. 1987. Bilingual. **Discontinued.**

ISSN 0835-3255.

DDC 338.1/73491/0971.

The publication deals exclusively with potatoes, and

provides estimates of area planted and harvested, yield, production and value in Canada, on a provincial basis. This seasonal publication contains current-year and previous-year information. Previously, estimates related to potatoes were published in 22-003, *Fruit and vegetable production*.

Canada: \$7.00 per issue, \$21.00 annually

Foreign: \$8.00 per issue, \$24.00 annually

22-201

Grain trade of Canada. Annual. First issue 1918/19. Bilingual.

ISSN 0072-5358.

DDC 338.1/731/0971.

Provides information on area and production of grains, marketing and inspections. Reports on the receipts and shipments of grain at primary and terminal elevators, the movement of grain within Canada by rail and lake, and the exports of grain products by country of destination. Also reports on oilseed crushings and milling. See also 22-007.

Canada: \$37.00 per issue

Foreign: \$44.00 per issue

22-202

Greenhouse industry. Annual. First issue 1955. Bilingual.

ISSN 0527-5369.

Incorrect ISSN (0527-5329) printed in the publication.

DDC 338.1/750483/0971.

Identifies number of establishments; area under glass and plastic; value of sales; flower and vegetable production by type of crop; and financial statistics, for Canada and the provinces.

Canada: \$25.00 per issue

Foreign: \$30.00 per issue

22-203

Survey of Canadian nursery trades industry. Annual. First issue 1919. Bilingual.

ISSN 0318-5184.

DDC 338.1/75969/0971.

Sales and purchases of fruit and ornamental nursery stock, financial statistics, for Canada and the provinces.

Canada: \$21.00 per issue

Foreign: \$25.00 per issue

22-502

An overview of Canadian grain milling / Statistics Canada, Agriculture and Natural Resources Division, Crops Section. 24 p. 28 cm. 1985. Bilingual.

ISBN 0-660-52873-8.

DDC 338.4/766472/00971.

PRIMARY INDUSTRIES

This is an overview of the Canadian flour milling industry, from a marketing/consumption perspective. Included are cereal grain production and pricing, milling technology, a statistical summary of flour milling in Canada, domestic consumption and flour exports. It is intended as a complement to the tabular data compiled by the Grain Marketing Unit.

Canada: \$10.00 per issue

Foreign: \$11.00 per issue

FARM LIVESTOCK AND ANIMAL PRODUCTS

23-001

The dairy review. Monthly. First issue 1932. Bilingual.

ISSN 0300-0753.

DDC 338.1/77/0971.

Statistical summary of the dairy situation in Canada and the provinces, including farm sales of milk for fluid and manufacturing purposes; cash receipts from farm sales; and production and stocks of creamery butter, cheddar cheese and other dairy products and by-products.

Canada: \$11.60 per issue, \$116.00 annually

Foreign: \$13.90 per issue, \$139.00 annually

23-003

Production and stocks of eggs and poultry. Monthly. First issue, Jan. 1948. Last issue, Nov. 1988. Bilingual. **Discontinued.**

ISSN 0708-4897.

DDC 338.1/765/00971.

Estimates of number of layers, net production and disposition of eggs by provinces; estimates of poultry meat supply and disposition on January 1 and hens and pullets on farms on July 1. Includes data analysis.

Canada: \$11.00 per issue, \$110.00 annually

Foreign: \$12.00 per issue, \$120.00 annually

23-008

Livestock report. Quarterly. First issue, July 1979. Bilingual.

ISSN 0828-3095.

Incorrect ISSN (0825-8007) printed in the publication.

DDC 338.1/76/00971.

Estimates of the number of pigs on farms by province at January 1, April 1, July 1 and October 1. Estimates of the number of cattle and sheep on farms, by province, at January 1 and July 1. The July 1 issue includes data on sheep shorn, yield per fleece and total production of shorn wool. Previously, estimates related to shorn wool production were published in 23-204, *Shorn wool production*.

Canada: \$15.75 per issue, \$63.00 annually

Foreign: \$19.00 per issue, \$76.00 annually

23-202

Production of poultry and eggs. Annual. First issue 1936. Bilingual.

ISSN 0068-7189.

DDC 338.1/765/00971.

Covers the production and consumption of poultry and eggs for Canada and the provinces. Includes data analysis.

Canada: \$32.00 per issue

Foreign: \$38.00 per issue

23-203

Livestock and animal products statistics. Annual. First issue 1909/1919. Bilingual.

ISSN 0068-7154.

DDC 338.1/76/00971.

Detailed statistical coverage of livestock population, slaughterings, average price, per capita disappearance, meat stocks, wool and other animal products. Includes data analysis.

Canada: \$53.00 per issue

Foreign: \$64.00 per issue

23-205

Wool production and supply. Annual. First issue 1939. Last issue 1986. Bilingual. **Discontinued.**

ISSN 0300-0265.

DDC 338.1/763145/0971.

Reports the production of shorn and pulled wool, exports, imports, and domestic disappearance. Includes data highlights and methodology.

Canada: \$15.00 per issue

Foreign: \$16.00 per issue

23-207

Fur production. Annual. First issue 1919/1920. Bilingual.

ISSN 0318-787X.

DDC 338.3/729/0971.

Production of pelts by province and source (wildlife or ranch raised). Includes data analysis.

Canada: \$32.00 per issue

Foreign: \$38.00 per issue

23-208

Report on fur farms. Annual. First issue 1919. Bilingual. ISSN 0318-7888.

DDC 338.1/7608844/0971.

PRIMARY INDUSTRIES

Number of fur farms and fur animals, number and value of pelts taken, by province and kind; exports and imports. Includes data analysis and questionnaire.

Canada: \$32.00 per issue

Foreign: \$38.00 per issue

23-211

Production and value of honey and maple products.

Annual. First issue 1987. Bilingual.

ISSN 0835-6629.

DDC 338.1/7816/0971.

Describes the production and value of maple syrup and other maple products and reports the number of beekeepers and colonies, honey production and value in Canada and producing provinces.

Canada: \$11.00 per issue

Foreign: \$12.00 per issue

FORESTRY

25-001

Pulpwood and wood residue statistics. Monthly. First issue 1958. Bilingual.

ISSN 0575-9536.

DDC 338.1/74983/0971.

Monthly and cumulative data on production, consumption and inventories of pulpwood, and wood residue for Canada and the provinces.

Canada: \$5.80 per issue, \$58.00 annually

Foreign: \$7.00 per issue, \$70.00 annually

25-002

Shipments of solid fuel burning heating products.

Quarterly. First issue, Mar. 1982. Bilingual.

ISSN 0713-6196.

DDC 338.4/769707/0971.

Manufacturer's shipments (units and value) of heating stoves, cooking stoves, free standing and prefabricated fireplaces, furnaces and residential boilers (including "add-on" and combination). List of reporting firms included.

Canada: \$4.50 per issue, \$18.00 annually

Foreign: \$5.50 per issue, \$22.00 annually

25-201

Logging industry. Annual. First issue 1922. Bilingual.

ISSN 0701-645X.

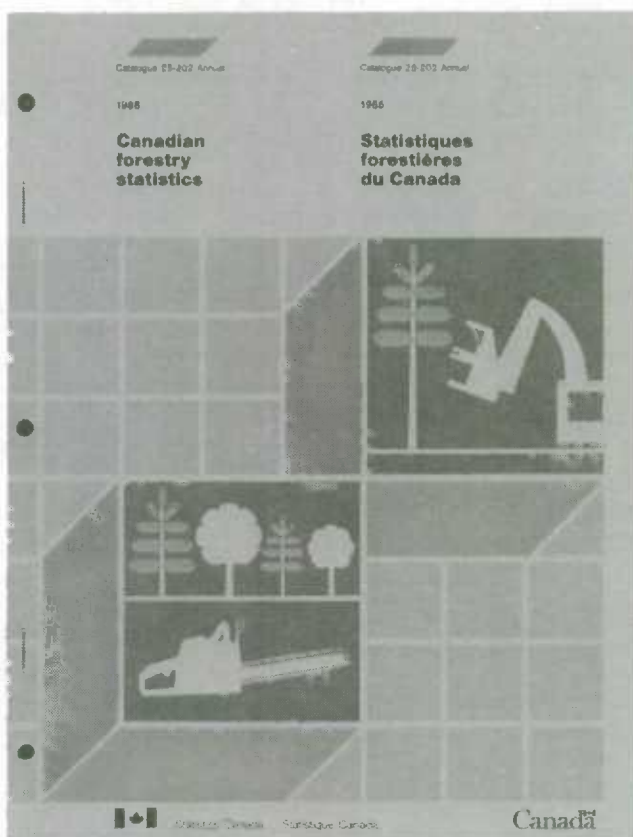
Incorrect ISSN (0834-440X) printed in the publication.

DDC 338.1/74982/0971.

Covers SIC 0410. Principal statistics of the logging industry including number of establishments, number of employees, salaries and wages, cost of fuel and electricity, cost of materials, value of shipments and value added. Commodity detail by province on inputs and outputs. Included are estimates of total forest production, by products and by province. Includes data analysis, definitions and notes, bibliography, and list of establishments by province.

Canada: \$29.00 per issue

Foreign: \$35.00 per issue



25-202

Canadian forestry statistics. Annual. First issue 1959. Bilingual.

ISSN 0575-805X.

DDC 338.1/749/0971.

Presents data on forest land by type, by tenure; forest inventories of timber by species; forest fire statistics; estimates of primary forest production; principal statistics of the logging, wood, pulp, paper and allied industries; shipments and exports of principal commodities; imports

PRIMARY INDUSTRIES

of roundwood; capital and repair expenditures of the forest industries. Includes data analysis, definitions and bibliography.

Canada: \$26.00 per issue

Foreign: \$31.00 per issue

MINING

26-006

Crude petroleum and natural gas production. Monthly. First issue, Aug. 1931. Bilingual.

ISSN 0702-6846.

DDC 338.2/728/0971.

Estimates the production and disposition of crude petroleum and natural gas, by province, monthly and cumulative.

Canada: \$9.50 per issue, \$95.00 annually

Foreign: \$11.40 per issue, \$114.00 annually

26-201

General review of the mineral industries, mines, quarries and oil wells. Annual. First issue 1949. Bilingual.

ISSN 0575-8645.

DDC 338.2/0971.

Comprehensive final statistics of the mining industry, including production and value of minerals by kind, by province; historical tables of values by main groups; average prices of leading minerals; principal statistics by main group and by province. Includes explanatory notes and bibliography.

Canada: \$21.00 per issue

Foreign: \$25.00 per issue

26-202

Canada's mineral production, preliminary estimates. Annual. First issue 1924. Bilingual.

ISSN 0380-7797.

DDC 338.2/0971.

Covers early estimates (released on the first of January) of mineral production by class and by province; quantities and values.

Canada: \$21.00 per issue

Foreign: \$25.00 per issue

26-206

Coal mines. Annual. First issue 1917. Bilingual.

ISSN 0705-436X.

DDC 338.2/724/0971.

Covers SIC 063: Coal Mines. Presents data on the number of mines, employment, payroll, cost of fuel and electricity, production, disposition, exports and imports, and supply and demand of coal by province. Includes bibliography.

Canada: \$21.00 per issue

Foreign: \$25.00 per issue

26-213

The crude petroleum and natural gas industry. Annual. First issue 1926. Bilingual.

ISSN 0068-7103.

DDC 338.2/728/0971.

Covers SIC 071: Crude Petroleum and Natural Gas Industry. Presents data on the number of establishments, employment, payroll, production, disposition, exports and imports. Provides details on wage earners by sex, as well as statistics on reserves, drilling completions, exploration development and other geological and geophysical operations. Includes definitions, data analysis and bibliography.

Canada: \$25.00 per issue

Foreign: \$30.00 per issue

26-223

Metal mines. Annual. First issue 1978. Bilingual.

ISSN 0226-4595.

DDC 338.2/74/0971.

Covers SIC 061: Gold Mines; Uranium Mines; Iron Mines and Miscellaneous Metal Mines. Presents data on establishments; employment; payroll; materials, supplies and contract services; production and shipments. Includes lists of establishments showing employment size ranges; terms and definitions; and bibliography.

Canada: \$25.00 per issue

Foreign: \$30.00 per issue

PRIMARY INDUSTRIES

26-224

Non-metal mines. Annual. First issue 1978. Bilingual.
ISSN 0226-4609.
DDC 338.2/7/0971.

Covers SIC 062: Non-Metal Mines; Asbestos Mines; Peat Industry; Gypsum Mines; Potash Mines; Salt Mines; Other Non-Metal Mines. Presents data on establishments, employment, payroll, materials and supplies used; production, shipments; drilling completed and tonnage of ore removed. Includes list of establishments, notes and definitions, and bibliography.

Canada: \$21.00 per issue

Foreign: \$25.00 per issue

26-225

Quarries and sand pits. Annual. First issue 1978. Bilingual.
ISSN 0226-4617.
DDC 338.2/75/0971.

Covers SIC 08: Quarries and Sand Pits; Stone Quarries; Sand and Gravel Pits. Presents data on establishments; employment; payroll; material, supplies, fuel and electricity used; production, shipments, and consumption. Includes list of establishments, definitions and bibliography.

Canada: \$21.00 per issue

Foreign: \$25.00 per issue

MANUFACTURING

The Census of Manufactures consists of twenty industry group publications. Each of these industry group publications is comprised of a number of two-page bulletins which are released in advance of the annual summary release. The approximately 230 bulletins are identified by the general publication number and a Standard Industrial Classification number.

For example, 32-250B SIC 1011, *The Food Industry: Meat and meat products industry (except poultry)*.

The bulletins each contain three tables which provide principal operating statistics such as financial and employment data for each individual component of the industry group. These data are also aggregated for the industry group and published as a table in the group publication. In addition, the group publication contains commodity input and output data for the industry group. Users have the option of purchasing individual bulletins containing information about a specific industry or alternatively the information can be purchased as a complete set for the industry group.

Institutions assembling collections of Statistics Canada publications should note that each set of bulletins plus each industry group publication assembled together constitutes one publication and should be treated as such.

All publications from the Census of Manufactures end with either -250, -251 or -252.

GENERAL SURVEYS

31-001

Monthly survey of manufacturing. Monthly. First issue, Feb. 1947. Bilingual.

ISSN 0840-8238.

DDC 338.4/767/0971.

Estimated values of manufacturers' shipments, inventories and orders by month; Canada totals, durable and non-durable goods industries, major groups and selected individual industries as defined by the Standard Industrial Classification, shipment totals by province, and major group within provinces, inventory to shipment ratios; concepts and methods. Principal series also shown after adjustment for seasonal variation. Previously *Inventories, shipments and orders in manufacturing industries*.

Canada: \$17.30 per issue, \$173.00 annually

Foreign: \$20.80 per issue, \$208.00 annually

31-003

Capacity utilization rates in Canadian manufacturing. Quarterly. First issue, 3rd quarter 1976. Bilingual.

ISSN 0700-1517.

DDC 338.4/567/0971.

Presents capacity utilization rates for Canadian manufacturing by major group according to the 1980 *Standard Industrial Classification*, as well as aggregates for durable, non-durable and total manufacturing. The series are an analytical extension of the capital stocks series presented in publication 13-211: *Fixed capital flows and stocks*.

Canada: \$10.50 per issue, \$42.00 annually

Foreign: \$12.50 per issue, \$50.00 annually

31-203

Manufacturing industries of Canada, national and provincial areas. Annual. First issue 1953. Bilingual.

ISSN 0382-4144.

DDC 338.4/767/0971.

Principal statistics for Canada and provinces by industry and industry group, historical and other tabulations. Includes data by type of organization and size of establishment starting with the 1977 issue.

Canada: \$58.00 per issue

Foreign: \$70.00 per issue

31-209

Manufacturing industries of Canada, sub-provincial areas. Annual. First issue 1949. Bilingual.

ISSN 0382-4012.

DDC 338.4/767/0971.

Detailed small area data. Data totals by industry group and by industry for counties, census metropolitan areas and census agglomerations; industry data by industry group for municipalities and economic regions; size distributions of establishments for census metropolitan areas and selected municipalities; other tabulations and analyses.

Canada: \$58.00 per issue

Foreign: \$70.00 per issue

31-211

Products shipped by Canadian manufacturers. Annual. First issue 1961. Bilingual.

ISSN 0575-9455.

DDC 380.1/4567/0971.

Total Canadian and provincial shipments of products according to the Industrial Commodity Classification (ICC), with value and quantity of shipments. Includes data analysis, methodology, data quality and bibliography.

Canada: \$41.00 per issue

Foreign: \$49.00 per issue

MANUFACTURING

31-212

Consumption of containers and other packaging supplies by the manufacturing industries. Annual. First issue 1966. Bilingual. (Annual census of manufactures).

ISSN 0576-0186.

DDC 381/.456888/0971.

Contains consumption data of the manufacturing industries on containers by industry, as well as a detailed breakdown of this consumption.

*Canada: \$25.00 per issue**Foreign: \$30.00 per issue*

31-401

Domestic and foreign control of manufacturing, mining and logging establishments in Canada. Biennial. First issue 1969/1970. Bilingual.

ISSN 0708-4269.

DDC 338.8/8871.

Establishment data by country of control, e.g. Canada, United States and other foreign countries, from returns of Census of Manufactures and, beginning with the 1974 issue, Censuses of Mines and Logging. Various levels of disaggregation industrially and geographically.

Price: Out of Print

31-401P

Domestic and foreign control of manufacturing, mining and logging establishments in Canada. Biennial. First issue 1981. Bilingual.

ISSN 0829-8602.

DDC 338.8/8871.

Contains selected statistics for the latest available year for most tables.

Price: Out of Print

31-402

Industrial organization and concentration in the manufacturing, mining, and logging industries. Biennial. First issue 1970. Bilingual.

ISSN 0318-8795.

DDC 338.8/0971.

Industrial concentration measures for even-numbered years beginning in 1968, with some 1965 measures also. Special compilations for enterprises classified entirely to their principal industry.

*Canada: \$44.00 per issue**Foreign: \$46.00 per issue*

31-402P

Industrial organization and concentration in the manufacturing, mining and logging industries. Biennial. First issue 1982. Bilingual.

ISSN 0829-8610.

DDC 338.8/0971.

Contains industry concentration measures for the latest available year.

Price: Out of Print

31-530

Destination of shipments of manufacturers. Irregular. First issue 1979. Bilingual.

ISSN 0838-0988.

DDC 380.1/0971.

Presents values of shipments of Canadian manufacturing establishments by province of origin and of destination, and gives an "outside Canada" destination. Industry detail includes: all manufacturing, major groups (2 digit S.I.C.) and industry (4 digit S.I.C.) classified according to the 1980 S.I.C. The data source is the Census of Manufactures. The previous edition was 1979 and next edition will be 1989, available about mid 1992.

*Canada: \$44.00 per issue**Foreign: \$46.00 per issue*

FOODS, BEVERAGES AND TOBACCO

32-001

Monthly production of soft drinks. Monthly. First issue, Mar. 1954. Bilingual.

ISSN 0527-575X.

DDC 338.4/766362/0971.

Production data for month and cumulative period together with comparisons with earlier periods.

*Canada: \$2.60 per issue, \$26.00 annually**Foreign: \$3.10 per issue, \$31.00 annually*

32-004

Shipments of animal and poultry feeds. Semi-annual. First issue, Jan. 1948. Bilingual.

ISSN 0227-1737.

DDC 381/.4566476/0971.

Volume of shipments of selected animal and poultry feeds by province of origin. Includes a list of reporting establishments.

*Canada: \$6.50 per issue, \$13.00 annually**Foreign: \$8.00 per issue, \$16.00 annually*

MANUFACTURING

32-006

Oils and fats. Monthly. First issue, Jan./June 1950. Bilingual.

ISSN 0527-5911.

DDC 338.4/76643/0971.

Domestic purchases and production of deodorized oils; manufacturers' sales of deodorized oils by type, packaged margarine, shortening and salad oils; oilseed crushings; production and stocks of vegetable oils meal. Includes explanatory notes.

Canada: \$4.70 per issue, \$47.00 annually

Foreign: \$5.60 per issue, \$56.00 annually

32-011

Canned and frozen fruits and vegetables. Monthly. First issue, Apr. 1934. Bilingual.

ISSN 0702-6528.

DDC 338.4/76648/00971.

Pack in terms of total cases, and stocks by container size, of selected (canned) fruits and vegetables by major geographic area. Pack of selected frozen fruits and vegetables.

Canada: \$4.70 per issue, \$47.00 annually

Foreign: \$5.60 per issue, \$56.00 annually

32-012

Stocks of frozen meat products. Monthly. First issue, July 1934. Last issue, Oct. 1988. Bilingual.

Discontinued.

ISSN 0703-7333.

DDC 338.1/760883/0971.

Stocks of frozen meat products in cold storage, by type, as of the first day of each month, for Canada and the provinces.

Canada: \$11.50 per issue, \$115.00 annually

Foreign: \$12.50 per issue, \$125.00 annually

32-013

The sugar situation. Monthly. First issue, July 1920. Bilingual.

ISSN 0380-8378.

DDC 338.4/766412/0971.

Acquisitions, stocks, production and shipments of raw cane sugar and refined cane and beet sugar. Detailed shipments of sugar by type and package size.

Canada: \$4.70 per issue, \$47.00 annually

Foreign: \$5.60 per issue, \$56.00 annually

32-022

Production and disposition of tobacco products. Monthly. First issue, Jan. 1972. Bilingual.

ISSN 0708-336X.

DDC 338.4/76797/0971.

Monthly and cumulative production, sales and inventory of cigarettes, cigars and cut tobacco.

Canada: \$4.70 per issue, \$47.00 annually

Foreign: \$5.60 per issue, \$56.00 annually

32-023

Fruit and vegetable preservation. Irregular. First issue, Jan. 1972. Bilingual.

ISSN 0380-5042.

DDC 338.4/76648/00971.

Annual seasonal pack of selected individual canned and frozen fruits and vegetables, by major region, by container size at the Canada level. Fresh acquisition of fruits used in processing.

Canada: \$7.40 per issue, \$121.00 annually

Foreign: \$8.90 per issue, \$145.00 annually

32-024

Production and inventories of process cheese and instant skim milk powder. Monthly. First issue, Jan. 1972. Bilingual.

ISSN 0705-551X.

DDC 338.1/7733/0971.

Monthly and cumulative production and inventory of packaged instant skim milk powder and process cheese with previous year's comparative data.

Canada: \$4.70 per issue, \$47.00 annually

Foreign: \$5.60 per issue, \$56.00 annually

32-025

Production and stocks of tea, coffee and cocoa. Quarterly. First issue, Mar. 1979. Bilingual.

ISSN 0709-2768.

DDC 338.4/76639/0971.

Production and stocks of tea and coffee. Stocks and grindings of cocoa beans. Includes sources and methods, and lists of reporting firms and their plant locations.

Canada: \$6.50 per issue, \$26.00 annually

Foreign: \$7.75 per issue, \$31.00 annually

32-026

Production of selected biscuits. Quarterly. First issue, Mar. 1979. Bilingual.

ISSN 0227-1761.

DDC 338.4/7664752/0971.

Production of selected biscuits. Includes survey coverage, and a list of reporting firms and their plant locations.

Canada: \$6.50 per issue, \$26.00 annually

Foreign: \$7.75 per issue, \$31.00 annually

MANUFACTURING

32-217

Stocks of food commodities in cold storage and other warehouses. Annual. First issue 1926. Bilingual.

ISSN 0527-6268.

DDC 338.4/7664/00971.

Summary data on stocks of dairy products, poultry and red meats for Canada and provinces (except Newfoundland).

Canada: \$32.00 per issue

Foreign: \$38.00 per issue

32-229

Apparent per capita food consumption in Canada, part I. Annual. First issue 1979. Bilingual.

ISSN 0226-823X.

DDC 339.4/8664/00971.

Canadian supply and disposition of cereals, sugars and syrups, meats, poultry, eggs, pulses and nuts, beverages, and dairy products, with apparent per capita consumption estimates in retail and fresh equivalent measures.

Canada: \$26.00 per issue

Foreign: \$31.00 per issue

32-230

Apparent per capita food consumption in Canada, part II. Annual. First issue 1979. Bilingual.

ISSN 0226-8248.

DDC 339.4/8664/00971.

Canadian supply and disposition of fruits, vegetables, potatoes, oils and fats, and fish, with apparent per capita food consumption estimates in retail and fresh equivalent measures.

Canada: \$26.00 per issue

Foreign: \$31.00 per issue

32-250

Food industries. Annual. First issue 1985. Bilingual. (Annual census of manufactures). †

ISSN 0835-0000.

DDC 338.4/7664/00971.

Canada: \$41.00 per issue

Foreign: \$49.00 per issue

- 32-250B**
- 1011 - Meat and meat products industry (except poultry)
 - 1012 - Poultry products industry
 - 1021 - Fish products industry
 - 1031 - Canned and preserved fruit and vegetable industry
 - 1032 - Frozen fruit and vegetable industry
 - 1041 - Fluid milk industry

1049 - Other dairy products industries

1051 - Cereal grain flour industry

1052 - Prepared flour mixes and prepared cereal foods industry

1053 - Feed industry

1061 - Vegetable oil mills (except corn oil)

1071 - Biscuit industry

1072 - Bread and other bakery products industry

1081 - Cane and beet sugar industry

1082 - Chewing gum industry

1083 - Sugar and chocolate confectionery industry

1091 - Tea and coffee industry

1092 - Dry pasta products industry

1093 - Potato chip, pretzel and popcorn industry

1098 - Other food products industries (includes malt and malt flour industry)

Canada: \$4.00 per bulletin, \$64.00 series

Foreign: \$5.00 per bulletin, \$80.00 series

32-251

Beverage and tobacco products industries. Annual. First issue 1985. Bilingual. (Annual census of manufactures). †

ISSN 0835-0019.

DDC 338.4/7663/0971.

Canada: \$32.00 per issue

Foreign: \$38.00 per issue

- 32-251B**
- 1111 - Soft drink industry
 - 1121 - Distillery products industry
 - 1131 - Brewery products industry
 - 1141 - Wine industry
 - 1211 - Leaf tobacco industry
 - 1221 - Tobacco products industry

Canada: \$4.00 per bulletin, \$19.00 series

Foreign: \$5.00 per bulletin, \$24.00 series

32-509E

Apparent per capita food consumption in Canada : reference manual for catalogue 32-229 and 32-230 / Statistics Canada, Agriculture Division, Horticultural Crops Unit. 79 p. 28 cm. 1987. E. and F.

ISBN 0-660-12602-8.

DDC 339.4/8664/00971.

This methodology paper outlines the data sources and methods pertaining to the calculation of domestic disappearance of food in Canada. It relates specifically to the following food groups: Cereals; Sugars and syrups; Pulses and nuts; Beverages; Dairy products and by-products; Meats; Oils and fats; Fruits and vegetables; Poultry and eggs; Fish.

Canada: \$25.00 per issue

Foreign: \$26.00 per issue

† Please see page 39 for a general abstract.

MANUFACTURING

LEATHER AND RUBBER PRODUCTS

33-002

Footwear statistics. Monthly. First issue, Jan. 1926. Bilingual.

ISSN 0380-707X.

DDC 338.4/768531/00971.

Production of footwear in Canada, by type of footwear.

Canada: \$4.70 per issue, \$47.00 annually

Foreign: \$5.60 per issue, \$56.00 annually

33-250

Rubber and plastic products industries. Annual. First issue 1985. Bilingual. (Annual census of manufactures). †

ISSN 0835-0027.

DDC 338.4/76783/0971.

Canada: \$32.00 per issue

Foreign: \$38.00 per issue

- 33-250B** 1521 - Rubber hose and belting industry
 1598 - Other rubber products industries (including tire and tube industry)
 1611 - Foamed and expanded plastic products industry
 1621 - Plastic pipe and pipe fittings industry
 1631 - Plastic film and sheeting industry
 1691 - Plastic bag industry
 1699 - Other plastic products industries

Canada: \$4.00 per bulletin, \$22.00 series

Foreign: \$5.00 per bulletin, \$28.00 series

33-251

Leather and allied products industries. Annual. First issue 1985. Bilingual. (Annual census of manufactures). †

ISSN 0828-9859.

Incorrect ISSN (0835-0035) printed in 33-251B.

DDC 338.4/7685/0971.

Canada: \$32.00 per issue

Foreign: \$38.00 per issue

- 33-251B** 1711 - Leather tanneries
 1712 - Footwear industry
 1713 - Luggage, purse and handbag industry
 1719 - Other leather and allied products industries

Canada: \$4.00 per bulletin, \$13.00 series

Foreign: \$5.00 per bulletin, \$16.00 series

† Please see page 39 for a general abstract.

TEXTILES AND APPAREL

34-250

Primary textile industries. Annual. First issue 1985. Bilingual. (Annual census of manufactures). †

ISSN 0835-0043.

DDC 338.4/7677/00971.

Canada: \$32.00 per issue

Foreign: \$38.00 per issue

- 34-250B** 1811 - Man-made fibre and filament yarn industry
 1821 - Wool yarn and woven cloth industry
 1829 - Other spun yarn and woven cloth industries
 1831 - Broad knitted fabric industry

Canada: \$4.00 per bulletin, \$13.00 series

Foreign: \$5.00 per bulletin, \$16.00 series

34-251

Textile products industries. Annual. First issue 1985. Bilingual. (Annual census of manufactures). †

ISSN 0319-891X.

Incorrect ISSN (0835-0051) printed in some issues of 34-251B.

DDC 338.4/7677/00971.

Canada: \$32.00 per issue

Foreign: \$38.00 per issue

- 34-251B** 1911 - Natural fibres processing and felt products industry
 1921 - Carpet, mat and rug industry
 1931 - Canvas and related products industry
 1991 - Narrow fabric industry
 1992 - Contract textile dyeing and finishing industry
 1993 - Household products of textile materials industry
 1994 - Hygiene products of textile materials industry
 1998 - Other textile products industries (including tire cord fabric industry)

Canada: \$4.00 per bulletin, \$26.00 series

Foreign: \$5.00 per bulletin, \$32.00 series

34-252

Clothing industries. Annual. First issue 1985. Bilingual. (Annual census of manufactures). †

ISSN 0835-006X.

DDC 338.4/7687/0971.

Canada: \$32.00 per issue

Foreign: \$38.00 per issue

MANUFACTURING

- 34-252B** 2431 - Men's and boys' coat industry
 2432 - Men's and boys' suit and jacket industry
 2433 - Men's and boys' pants industry
 2434 - Men's and boys' shirt and underwear industry
 2435 - Men's and boys' clothing contractors
 2441 - Women's coat and jacket industry
 2442 - Women's sportswear industry
 2443 - Women's dress industry
 2444 - Women's blouse and shirt industry
 2445 - Women's clothing contractors
 2451 - Children's clothing industry
 2491 - Sweater industry
 2492 - Occupational clothing industry
 2493 - Glove industry
 2494 - Hosiery industry
 2495 - Fur goods industry
 2496 - Foundation garment industry
 2499 - Other clothing and apparel industries

Canada: \$4.00 per bulletin, \$58.00 series

Foreign: \$5.00 per bulletin, \$72.00 series

WOOD AND FURNITURE PRODUCTS

35-001

Construction type plywood. Monthly. First issue, Jan./Mar. 1953. Bilingual.

ISSN 0708-6229.

DDC 338.4/7674834/0971.

Presents data on production, domestic and export shipments and stocks of construction-type plywood; monthly and cumulative.

Canada: \$4.70 per issue, \$47.00 annually

Foreign: \$5.60 per issue, \$56.00 annually

35-002

Production, shipments and stocks on hand of sawmills east of the Rockies (excluding Newfoundland and Prince Edward Island). Monthly. First issue, Jan. 1946. Bilingual.

ISSN 0380-464X.

DDC 338.4/76742/0971.

Production, shipments and stocks of sawn lumber by kinds of wood, of sawmills east of the Rockies, with provincial totals.

Canada: \$9.50 per issue, \$95.00 annually

Foreign: \$11.40 per issue, \$114.00 annually

35-003

Production, shipments and stocks on hand of sawmills in British Columbia. Monthly. First issue, Jan. 1947. Bilingual.

ISSN 0318-7942.

DDC 338.4/76742/09711.

Production, shipments and stocks on hand of sawn lumber by kinds of wood, of sawmills in British Columbia.

Canada: \$6.80 per issue, \$68.00 annually

Foreign: \$8.20 per issue, \$82.00 annually

35-006

Quarterly shipments of office furniture products.

Quarterly. First issue, Mar. 1972. Bilingual.

ISSN 0701-7898.

DDC 380.1/456841/00971.

Manufacturers' shipments of selected office furniture products including wooden and metal furniture, record equipment and systems; quarterly and cumulative. Includes a list of reporting firms and their plant location.

Canada: \$6.50 per issue, \$26.00 annually

Foreign: \$7.75 per issue, \$31.00 annually

35-250

Wood industries. Annual. First issue 1985. Bilingual. (Annual census of manufactures). †

ISSN 0835-0078.

DDC 338.4/76748/0971.

Canada: \$47.00 per issue

Foreign: \$56.00 per issue

- 35-250B** 2511 - Shingle and shake industry
 2512 - Sawmill and planing mill products industry (except shingles and shakes)
 2520 - Veneer and plywood industries
 2541 - Prefabricated wooden buildings industry
 2542 - Wooden kitchen cabinet and bathroom vanity industry
 2543 - Wooden door and window industry
 2549 - Other millwork industries
 2561 - Wooden box and pallet industry
 2581 - Coffin and casket industry
 2591 - Wood preservation industry
 2592 - Particle board industry
 2593 - Wafer board industry
 2599 - Other wood industries

Canada: \$4.00 per bulletin, \$42.00 series

Foreign: \$5.00 per bulletin, \$52.00 series

† Please see page 39 for a general abstract.

MANUFACTURING

35-251

Furniture and fixture industries. Annual. First issue 1985. Bilingual. (Annual census of manufactures). †
ISSN 0828-9891.

Incorrect ISSN (0835-0086) printed in 35-251B.
DDC 338.4/76841/00971.

Canada: \$32.00 per issue
Foreign: \$38.00 per issue

- 35-251B** 2611 - Wooden household furniture industry
2612 - Upholstered household furniture industry
2619 - Other household furniture industries
2641 - Metal office furniture industry
2649 - Other office furniture industries
2691 - Bed spring and mattress industry
2692 - Hotel, restaurant and institutional furniture and fixture industry
2699 - Other furniture and fixture industries

Canada: \$4.00 per bulletin, \$26.00 series
Foreign: \$5.00 per bulletin, \$32.00 series

PAPER PRODUCTS AND PRINTING

36-002

Rigid insulating board. Monthly. First issue, Jan. 1933. Bilingual.
ISSN 0829-8653.

Incorrect ISSN (0318-7934) printed in the publication.
DDC 338.4/767483/0971.

Production, domestic and export shipments of building board, asphalted sheathing board, and roof insulating board. Previously *Rigid insulating board, wood fibre and mineral products*.

Canada: \$4.70 per issue, \$47.00 annually
Foreign: \$5.60 per issue, \$56.00 annually

36-003

Particleboard, waferboard and hardboard. Monthly. First issue, July 1965. Bilingual.
ISSN 0714-1629.

DDC 338.4/7674836/0971.

Production, domestic and export shipments of particleboard, waferboard and hardboard; monthly and cumulative.

Canada: \$4.70 per issue, \$47.00 annually
Foreign: \$5.60 per issue, \$56.00 annually

† Please see page 39 for a general abstract.

36-004

Corrugated boxes and wrappers. Monthly. First issue, Sept. 1975. Bilingual.
ISSN 0380-7037.

DDC 338.4/76763/0971.

Manufacturers' shipments of corrugated boxes and wrappers by regions; monthly and cumulative.

Canada: \$4.70 per issue, \$47.00 annually
Foreign: \$5.60 per issue, \$56.00 annually

36-250

Paper and allied products industries. Annual. First issue 1985. Bilingual. (Annual census of manufactures). †

ISSN 0835-0094.

DDC 338.4/76762/0971.

Canada: \$32.00 per issue
Foreign: \$38.00 per issue

- 36-250B** 2711 - Pulp industry
2712 - Newsprint industry
2713 - Paperboard industry
2714 - Building board industry
2719 - Other paper industries
2721 - Asphalt roofing industry
2731 - Folding carton and set-up box industry
2732 - Corrugated box industry
2733 - Paper bag industry
2791 - Coated and treated paper industry
2792 - Stationery paper products industry
2793 - Paper consumer products industry
2799 - Other converted paper products industries

Canada: \$4.00 per bulletin, \$42.00 series
Foreign: \$5.00 per bulletin, \$52.00 series

36-251

Printing, publishing and allied industries. Annual. First issue 1985. Bilingual. (Annual census of manufactures). †

ISSN 0575-9412.

Incorrect ISSN (0835-0108) printed in 36-251B.

DDC 338.4/70705/0971.

Canada: \$32.00 per issue
Foreign: \$38.00 per issue

- 36-251B** 2811 - Business forms printing industry
2819 - Other commercial printing industries
2821 - Platemaking, typesetting and bindery industry
2831 - Book publishing industry

MANUFACTURING

- 2839 - Other publishing industries
- 2841 - Newspaper, magazine and periodical (combined publishing and printing) industry
- 2849 - Other combined publishing and printing industries

Canada: \$4.00 per bulletin, \$22.00 series

Foreign: \$5.00 per bulletin, \$28.00 series

PRIMARY METALS (MANUFACTURED) AND FABRICATED METAL PRODUCTS

41-001

Primary iron and steel. Monthly. First issue, Jan./Feb. 1946. Bilingual.

ISSN 0380-7851.

DDC 338.4/7672/0971.

Furnace charges, production and shipments of pig iron and ferro-alloy, and steel ingots and castings; production and disposition of rolled steel products.

Canada: \$4.70 per issue, \$47.00 annually

Foreign: \$5.60 per issue, \$56.00 annually

41-006

Steel wire and specified wire products. Monthly. First issue, Apr. 1949. Bilingual.

ISSN 0380-0822.

DDC 338.4/7672/0971.

Production and shipments of steel wire, fabricated wire products, and nails, tacks and staples.

Canada: \$4.70 per issue, \$47.00 annually

Foreign: \$5.60 per issue, \$56.00 annually

41-011

Production and shipments of steel pipe and tubing. Monthly. First issue, Jan. 1977. Bilingual.

ISSN 0835-5797.

DDC 338.4/7672/0971.

Production, own use and shipments for sale (domestic and export) of steel pipe, tubing and fittings.

Canada: \$4.70 per issue, \$47.00 annually

Foreign: \$5.60 per issue, \$56.00 annually

41-250

Primary metal industries. Annual. First issue 1985. Bilingual. (Annual census of manufactures). †

ISSN 0835-0116.

Incorrect ISSN (0319-9088) printed in 41-250.

DDC 338.4/7672/0971.

Canada: \$32.00 per issue

Foreign: \$38.00 per issue

- 41-250B** 2910 - Primary steel industries
- 2921 - Steel pipe and tube industry
- 2941 - Iron foundries
- 2950 - Non-ferrous metal smelting and refining industries
- 2961 - Aluminum rolling, casting and extruding industry
- 2971 - Copper and copper alloy rolling, casting and extruding industry
- 2999 - Other rolled, cast and extruded non-ferrous metal products industries

Canada: \$4.00 per bulletin, \$22.00 series

Foreign: \$5.00 per bulletin, \$28.00 series

41-251

Fabricated metal products industries. Annual. First issue 1985. Bilingual. (Annual census of manufactures). †

ISSN 0835-0124.

DDC 338.4/7671/0971.

Canada: \$32.00 per issue

Foreign: \$38.00 per issue

- 41-251B** 3011 - Power boiler and heat exchanger industry
- 3021 - Metal tanks (heavy gauge) industry
- 3022 - Plate work industry
- 3023 - Pre-engineered metal buildings industry (except portable)
- 3029 - Other fabricated structural metal products industries
- 3031 - Metal door and window industry
- 3032 - Prefabricated portable metal buildings industry
- 3039 - Other ornamental and architectural metal products industries
- 3041 - Custom coating of metal products industry
- 3042 - Metal closure and container industry
- 3049 - Other stamped and pressed metal products industries
- 3052 - Wire and wire rope industry
- 3053 - Industrial fastener industry
- 3058 - Other wire products, upholstery and Coil Spring industries
- 3061 - Basic hardware industry
- 3062 - Metal dies, moulds and patterns industry
- 3063 - Hand tool and implement industry
- 3069 - Other hardware and cutlery industries
- 3071 - Heating equipment industry
- 3081 - Machine shop industry

† Please see page 39 for a general abstract.

MANUFACTURING

- 3091 - Metal plumbing fixtures and fittings industry
- 3092 - Metal valve industry
- 3099 - Other metal fabricating industries

Canada: \$4.00 per bulletin, \$74.00 series

Foreign: \$5.00 per bulletin, \$92.00 series

MACHINERY AND TRANSPORTATION EQUIPMENT

42-250

Machinery industries, except electrical machinery. Annual. First issue 1985. Bilingual. (Annual census of manufactures). †

ISSN 0835-0132

DDC 338.4/76218/0971

Canada: \$32.00 per issue

Foreign: \$38.00 per issue

- 42-250B**
- 3111 - Agricultural implement industry
 - 3121 - Commercial refrigeration and air conditioning equipment industry
 - 3191 - Compressor, pump and industrial fan industry
 - 3192 - Construction and mining machinery and materials handling equipment industry
 - 3193 - Sawmill and woodworking machinery industry
 - 3194 - Turbine and mechanical power transmission equipment industry
 - 3199 - Other machinery and equipment industries

Canada: \$4.00 per bulletin, \$22.00 series

Foreign: \$5.00 per bulletin, \$28.00 series

42-251

Transportation equipment industries. Annual. First issue 1985. Bilingual. (Annual census of manufactures). †

ISSN 0835-0140

DDC 338.4/7629046/0971

Canada: \$32.00 per issue

Foreign: \$38.00 per issue

- 42-251B**
- 3211 - Aircraft and aircraft parts industry
 - 3231 - Motor vehicle industry
 - 3241 - Truck and bus body industry
 - 3242 - Commercial trailer industry
 - 3243 - Non-commercial trailer industry
 - 3244 - Mobile home industry
 - 3251 - Motor vehicle engine and engine parts industry
 - 3252 - Motor vehicle wiring assemblies industry
 - 3253 - Motor vehicle stampings industry

- 3254 - Motor vehicle steering and suspension parts industry
- 3255 - Motor vehicle wheel and brake industry
- 3256 - Plastic parts and accessories for motor vehicles industry
- 3257 - Motor vehicle fabric accessories industry
- 3259 - Other motor vehicle accessories, parts and assemblies industries
- 3261 - Railroad rolling stock industry
- 3271 - Shipbuilding and repair industry
- 3281 - Boatbuilding and repair industry
- 3299 - Other transportation equipment industries

Canada: \$4.00 per bulletin, \$58.00 series

Foreign: \$5.00 per bulletin, \$72.00 series

ELECTRICAL EQUIPMENT

43-003

Specified domestic electrical appliances. Monthly. First issue, Jan. 1958. Bilingual. (Annual census of manufactures). †

ISSN 0410-5907

DDC 338.4/768383/0971

Production, shipments and month-end stocks of specified electrical appliances, including air space heaters, can-openers, coffee-makers, flat-irons, floor-polishers, food mixers, hair dryers, frying-pans, kettles, knives, toasters, vacuum cleaners, and waffle-irons.

Canada: \$4.70 per issue, \$47.00 annually

Foreign: \$5.60 per issue, \$56.00 annually

43-005

Factory sales of electric storage batteries. Monthly. First issue, Jan. 1935. Bilingual.

ISSN 0380-7061

DDC 338.4/76292542/0971

Data on factory sales of electric storage batteries to wholesalers and retailers, but not actual retail sales to consumers.

Canada: \$4.70 per issue, \$47.00 annually

Foreign: \$5.60 per issue, \$56.00 annually

43-009

Electric lamps, light bulbs and tubes. Monthly. First issue, Jan. 1978. Bilingual.

ISSN 0828-1777

DDC 338.4/7621322/0971

Quantity and value of manufacturers' sales (including imports) of electric lamps, light bulbs and tubes by type.

Canada: \$4.70 per issue, \$47.00 annually

Foreign: \$5.60 per issue, \$56.00 annually

† Please see page 39 for a general abstract.

MANUFACTURING

43-010

Production, sales and stocks of major appliances.

Monthly. First issue, Apr. 1984. Bilingual.

ISSN 0825-1339.

DDC 338.4/768388/0971.

Sales by province, production and stocks for Canada for washing machines, clothes dryers, refrigerators, freezers, ranges and dishwashers.

Canada: \$4.70 per issue, \$47.00 annually

Foreign: \$5.60 per issue, \$56.00 annually

43-250

Electrical and electronic products industries.

Annual. First issue 1985. Bilingual. (Annual census of manufactures). †

ISSN 0835-0159.

DDC 338.4/76213/0971.

Canada: \$32.00 per issue

Foreign: \$38.00 per issue

- 43-250B**
- 3311 - Small electrical appliance industry
 - 3321 - Major appliance industry (electric and non-electric)
 - 3331 - Lighting fixture industry
 - 3332 - Electric lamp and shade industry (except bulb and tube)
 - 3333 - Electric lamp (bulb and tube industry)
 - 3341 - Record player, radio and television receiver industry
 - 3351 - Telecommunications equipment industry
 - 3352 - Electronic parts and components industry
 - 3359 - Other communication and electronic equipment industries
 - 3361 - Electronic computing and peripheral equipment industry
 - 3368 - Office, store and business machine industries (electronic and other)
 - 3371 - Electrical transformer industry
 - 3372 - Electrical switchgear and protective equipment industry
 - 3379 - Other electrical industrial equipment industries
 - 3381 - Communications and energy wire and cable industry
 - 3391 - Battery industry
 - 3392 - Non-current carrying wiring devices industry
 - 3399 - Other electrical products industries

Canada: \$4.00 per bulletin, \$58.00 series

Foreign: \$5.00 per bulletin, \$72.00 series

† Please see page 39 for a general abstract.

NON-METALLIC MINERAL PRODUCTS

44-001

Cement. Monthly. First issue, Aug. 1931. Bilingual.

ISSN 0380-6898.

DDC 338.4/7620135/0971.

Products, shipments, domestic and export sales, and stocks on hand of cement, monthly and cumulative. Distribution of sales by region and type, monthly and cumulative.

Canada: \$4.70 per issue, \$47.00 annually

Foreign: \$5.60 per issue, \$56.00 annually

44-003

Gypsum products. Monthly. First issue, Aug. 1931. Bilingual.

ISSN 0380-7223.

DDC 338.4/76223635/0971.

Production, factory shipments and stocks of gypsum products, monthly and cumulative.

Canada: \$4.70 per issue, \$47.00 annually

Foreign: \$5.60 per issue, \$56.00 annually

44-004

Mineral wool including fibrous glass insulation. Monthly. First issue, Jan. 1950. Bilingual.

ISSN 0229-6098.

DDC 338.4/7620144/0971.

Production and factory shipments of mineral wool including fibrous glass insulation; monthly and cumulative.

Canada: \$4.70 per issue, \$47.00 annually

Foreign: \$5.60 per issue, \$56.00 annually

44-250

Non-metallic mineral products industries. Annual. First issue 1985. Bilingual. (Annual census of manufactures). †

ISSN 0835-0167.

DDC 338.4/7666/0971.

Canada: \$32.00 per issue

Foreign: \$38.00 per issue

- 44-250B**
- 3511 - Clay products industry (from domestic clay)
 - 3512 - Clay products industry (from imported clay)
 - 3521 - Cement industry
 - 3541 - Concrete pipe industry
 - 3542 - Structural concrete products industry

MANUFACTURING

- 3549 - Misc. concrete products industries
- 3551 - Ready-mix concrete industry
- 3561 - Primary glass and glass containers industry
- 3562 - Glass products industry (except glass containers)
- 3571 - Abrasives industry
- 3581 - Lime industry
- 3591 - Refractories industry
- 3592 - Asbestos products industry
- 3593 - Gypsum products industry
- 3594 - Non-metallic mineral insulating materials industry
- 3599 - Misc. non-metallic mineral products industries

Canada: \$4.00 per bulletin, \$51.00 series
Foreign: \$5.00 per bulletin, \$64.00 series

PETROLEUM AND COAL PRODUCTS

45-001

Asphalt roofing. Monthly. First issue, Apr. 1932. Bilingual.

ISSN 0380-5786.

DDC 338.4/7695/0971.

Production and shipments, domestic and export, of asphalt roofing shingles, sidings, tar and asphalt felts and sheathings; monthly and cumulative.

Canada: \$4.70 per issue, \$47.00 annually
Foreign: \$5.60 per issue, \$56.00 annually

45-002

Coal and coke statistics. Monthly. First issue, June 1921. Bilingual.

ISSN 0380-6847.

DDC 338.2/724/0971.

Production, imports, exports, stocks and disposition of coal by province; supply and disposition of coke in Canada.

Canada: \$9.50 per issue, \$95.00 annually
Foreign: \$11.40 per issue, \$114.00 annually

45-004

Refined petroleum products. Monthly. First issue, Jan. 1946. Bilingual.

ISSN 0380-8629.

DDC 338.2/7282/0971.

Crude oil received by refineries with imports by source of supply; refinery operations, shipments and inventories. Includes notes, definitions and lists of refiners and

distributors.

Canada: \$17.30 per issue, \$173.00 annually
Foreign: \$20.80 per issue, \$208.00 annually

45-250

Refined petroleum and coal products industries. Annual. First issue 1985. Bilingual. (Annual census of manufactures). †

ISSN 0835-0175.

DDC 338.4/7665538/0971.

Canada: \$32.00 per issue

Foreign: \$38.00 per issue

45-250B 3611 - Refined petroleum products industry (except lubricating oil and grease)

3612 - Lubricating oil and grease industry

3699 - Other petroleum and coal products industries

Canada: \$4.00 per bulletin, \$10.00 series

Foreign: \$5.00 per bulletin, \$12.00 series

CHEMICALS

46-002

Industrial chemicals and synthetic resins. Monthly. First issue, Apr. 1958. Bilingual.

ISSN 0712-8592.

DDC 338.4/7661/00971.

Statistics on production of industrial chemicals and synthetic resins; monthly and cumulative.

Canada: \$5.30 per issue, \$53.00 annually

Foreign: \$6.40 per issue, \$64.00 annually

46-250

Chemical and chemical products industries. Annual. First issue 1985. Bilingual. (Annual census of manufactures). †

ISSN 0835-0183.

DDC 338.4/7661/00971.

Canada: \$32.00 per issue

Foreign: \$38.00 per issue

- 46-250B 3711 - Industrial inorganic chemical industries**
- 3712 - Industrial organic chemical industries
- 3721 - Chemical fertilizer and fertilizer materials industry
- 3722 - Mixed fertilizer industry
- 3729 - Other agricultural chemical industries
- 3731 - Plastic and synthetic resin industry
- 3741 - Pharmaceutical and medicine industry
- 3751 - Paint and varnish industry
- 3761 - Soap and cleaning compounds industry
- 3771 - Toilet preparations industry

† Please see page 39 for a general abstract.

MANUFACTURING

- 3791 - Printing ink industry
- 3792 - Adhesives industry
- 3799 - Other chemical products industries

Canada: \$4.00 per bulletin, \$42.00 series

Foreign: \$5.00 per bulletin, \$52.00 series

46-504

Usage of fertilizer materials, 1984 / Statistics Canada, Industry Division, Census of Manufactures Section. 18 p. 28 cm. 1985. Bilingual.

ISBN 0-660-52850-9.

DDC 338.4/766862/0971.

Provides data on fertilizers shipped by wholesalers and their nutrient content, by province during fertilizer year July 1, 1983 to June 30, 1984 as well as trade data.

Canada: \$20.00 per issue

Foreign: \$21.00 per issue

MISCELLANEOUS MANUFACTURES

47-004

Production and sales of phonograph records and pre-recorded tapes in Canada. Monthly. First issue, Feb. 1973. Last issue, Dec. 1988. Bilingual. **Discontinued.**

ISSN 0706-229X.

DDC 338.4/7789912/0971.

Manufacturers' production and distributors' net shipments and sales of phonograph records and pre-recorded tapes; monthly and cumulative.

Canada: \$4.50 per issue, \$45.00 annually

Foreign: \$5.50 per issue, \$55.00 annually

47-005

Factory shipments of high pressure decorative laminate sheet. Quarterly. First issue, Mar. 1978. Bilingual.

ISSN 0706-2664.

DDC 338.4/7668492/0971.

Statistics on manufacturers' shipments of decorative laminate sheet to domestic customers only.

Canada: \$4.50 per issue, \$18.00 annually

Foreign: \$5.50 per issue, \$22.00 annually

† Please see page 39 for a general abstract.

47-006

Production and shipments of blow-moulded plastic bottles. Quarterly. First issue, Mar. 1978. Bilingual.

ISSN 0713-9098.

DDC 338.4/7668497/0971.

Production and shipments of blow-moulded plastic bottles by end use; materials used in production. Includes lists of reporting firms and their plant locations.

Canada: \$6.50 per issue, \$26.00 annually

Foreign: \$7.75 per issue, \$31.00 annually

47-007

Shipments of plastic film and bags manufactured from resin. Quarterly. First issue, Mar. 1983. Bilingual.

ISSN 0823-0900.

DDC 381/.45668495/0971.

Shipments of plastic film and bags; low and high density polyethylene. Includes a list of reporting firms by province and mailing addresses.

Canada: \$6.50 per issue, \$26.00 annually

Foreign: \$7.75 per issue, \$31.00 annually

47-250

Other manufacturing industries. Annual. First issue 1985. Bilingual. (Annual census of manufactures). †

ISSN 0835-0191.

DDC 338.4/767/0971.

Canada: \$32.00 per issue

Foreign: \$38.00 per issue

- 47-250B**
- 3911 - Indicating, recording and controlling instruments industry
 - 3912 - Other instruments and related products industries
 - 3913 - Clock and watch industry
 - 3914 - Ophthalmic goods industry
 - 3921 - Jewellery and silverware industry
 - 3922 - Precious metal secondary refining industry
 - 3931 - Sporting goods industry
 - 3932 - Toys and games industry
 - 3971 - Sign and display industry
 - 3991 - Broom, brush and mop industry
 - 3992 - Button, buckle and clothes fastener industry
 - 3993 - Floor tile, linoleum and coated fabric industry
 - 3994 - Musical instrument and sound recording industry
 - 3999 - Other manufactured products industries

Canada: \$4.00 per bulletin, \$45.00 series

Foreign: \$5.00 per bulletin, \$56.00 series

TRANSPORTATION, COMMUNICATIONS AND UTILITIES

TRANSPORTATION - GENERAL

50-002

Surface and marine transport. Irregular. First issue, June 1985. Bilingual.

ISSN 0828-2897.

DDC 380.5/0971.

Presents timely analytical data, time series analysis and special tabulations covering trucking, rail and marine transportation and highway infrastructure. Includes summary information on commodity movements, port activities, vehicle registrations, fuel sales and highways.

Canada: \$8.90 per issue, \$71.00 annually

Foreign: \$10.60 per issue, \$85.00 annually

AIR TRANSPORT

51-002

Air carrier operations in Canada. Quarterly. First issue, Jan./Mar. 1970. Bilingual.

ISSN 0008-2570.

DDC 387.7/0971.

The publication presents statistics on the activities of approximately 600 Canadian air carriers. It contains information on passengers, goods and mail carried, kilometres and hours flown and financial data on operating revenues and expenses as well as statistics on employment and fuel consumption. Includes data analysis, glossary, level definitions, air service classification and bibliography.

Canada: \$23.00 per issue, \$92.00 annually

Foreign: \$27.50 per issue, \$110.00 annually

51-004

Aviation : service bulletin. Monthly. First issue 1968. Bilingual.

ISSN 0068-7057.

DDC 387.7/0971.

Provides a variety of timely information on the air transport industry, airports, passenger and cargo traffic. Series of data released only in the bulletin include financial and operational advance statistics for Level 1 carriers and fare basis statistics. Previously *Service bulletin (Aviation Statistics Centre)*.

Canada: \$8.90 per issue, \$89.00 annually

Foreign: \$10.70 per issue, \$107.00 annually

51-005

Air carrier traffic at Canadian airports. Quarterly. First issue 1976. Bilingual.

ISSN 0701-7928.

DDC 387.7/36/0971.

Statistics on the volume of passengers, mail and cargo; the number of flights generated by scheduled airlines and international charter load information, for the top 50 airports in Canada. Includes definitions, methodology and data quality.

Canada: \$29.00 per issue, \$116.00 annually

Foreign: \$34.75 per issue, \$139.00 annually

51-204

Air passenger origin and destination, domestic report. Annual. First issue 1968. Bilingual.

ISSN 0703-2692.

DDC 387.7/42/0971.

Sets forth statistics on the volume of domestic air passenger traffic generated at Canadian cities and carried between pairs of Canadian points. The data may be used to indicate the relative community of interest between Canadian cities. Includes data analysis, methodology, data quality, glossary and bibliography.

Canada: \$36.00 per issue

Foreign: \$43.00 per issue

51-205

Air passenger origin and destination, Canada-United States report. Annual. First issue 1968. Bilingual.

ISSN 0705-4343.

DDC 387.7/42.

Presents an integrated set of Canada/US air passenger origin-destination statistics, and is the result of an agreement between Canada and the Civil Aeronautics Board in the US to exchange data from their respective surveys. The data may be used to indicate the relative community of interest between Canada and the United States. Includes data analysis, methodology, glossary and bibliography.

Canada: \$40.00 per issue

Foreign: \$48.00 per issue

51-206

Canadian civil aviation. Annual. First issue 1970. Bilingual.

ISSN 0826-6026.

DDC 387.7/1/0971.

An annual statistical review containing operational and financial data of approximately 800 Canadian air carriers. Contains statements of income, balance sheets and data on flying expenses and aircraft fleet. Includes data analysis, explanatory notes, data quality, glossary and bibliography.

Canada: \$34.00 per issue

Foreign: \$41.00 per issue

TRANSPORTATION, COMMUNICATIONS AND UTILITIES

51-207

Air charter statistics. Annual. First issue 1974. Bilingual.

ISSN 0828-8208.

DDC 387.7/4.

This publication combines information on both domestic and international air charter operations. Over 100 Canadian and foreign charter carriers are included. Approximately 20 graphs and tables display data on passenger volumes, entity and courier cargo traffic.

Canada: \$34.00 per issue

Foreign: \$41.00 per issue

51-501E

Aviation in Canada : historical and statistical perspectives on civil aviation / Statistics Canada, Transportation Division, Aviation Statistics Centre. 210 p. 23 cm. 1986. E. and F.

ISBN 0-660-12030-5.

Incorrect ISBN (0-660-12030-5E) printed in the publication.

DDC 387.7/0971.

Presents an overview of both commercial and private aviation activity in Canada during the last 50 years. Chapters deal with historical developments, government legislation and regulations, aircraft and passenger traffic and the growth of aircraft fleets. Each chapter is supported by statistical tables, charts and photographs.

Canada: \$27.00 per issue

Foreign: \$28.50 per issue

RAIL TRANSPORT

52-001

Railway carloadings. Monthly. First issue, Jan. 1924. Bilingual.

ISSN 0380-6308.

DDC 385/.24/0971.

Cars and tons of revenue freight loaded in Canada by 70 commodities for Class I and II railways, showing breakdown between eastern and western Canada. Summary tables and charts included. Considered a good indicator of current business activity.

Canada: \$7.90 per issue, \$79.00 annually

Foreign: \$9.50 per issue, \$95.00 annually

52-003

Railway operating statistics. Monthly. First issue, Jan. 1921. Bilingual.

ISSN 0380-5964.

DDC 385/.0971.

Presents information on major railways, including statistics on operating finances and traffic. Data on VIA, Canadian National and Canadian Pacific Rail operations are presented separately.

Canada: \$10.00 per issue, \$100.00 annually

Foreign: \$12.00 per issue, \$120.00 annually

52-211

Railway transport in Canada, commodity statistics. Annual. First issue 1875. Bilingual.

ISSN 0823-3969.

DDC 385/.24/0971.

Freight carried by principal commodity classes, including freight originated, terminated, delivered to and received from US rail connections. Separate data shown for each of the largest railways in Canada. Includes data analysis, definitions, methodology, data quality and bibliography.

Canada: \$42.50 per issue

Foreign: \$44.00 per issue

52-214

Railway transport, railway commodity origin and destination statistics. Annual. First issue 1976/79. Last issue 1981/1984. Bilingual. **Discontinued.**

ISSN 0229-883X.

DDC 385/.24/0971.

Provides a four-year summary of tonnages and related revenues of Canadian Pacific Rail. Principal commodities and commodity groups are shown by province, territory and international origin and destination. To further illustrate, flow charts are presented on maps of Canada. Includes data analysis, definitions, methodology, and bibliography.

Canada: \$27.00 per issue

Foreign: \$28.00 per issue

52-215

Railway transport in Canada, general statistics. Annual. First issue 1982. Bilingual.

ISSN 0823-3950.

DDC 385/.0971.

Provides annual financial and operational statistics on the Canadian railway system. Data on balance sheet, revenue and expenses, equipment and employment are collected from 31 companies providing railway transport in Canada. These data are used for policy planning and formulation, inputs into national aggregates and various regulatory studies. The data are presented by company or by group of companies. Includes data analysis, definitions, survey methodology, data quality and bibliography.

Canada: \$32.00 per issue

Foreign: \$33.00 per issue

TRANSPORTATION, COMMUNICATIONS AND UTILITIES

ROAD TRANSPORT

53-003

Passenger bus and urban transit statistics. Monthly. First issue, Jan. 1955. Bilingual.
ISSN 0829-1756.
DDC 388.4/0971.

Revenue passengers carried, revenue vehicle miles run of urban transit systems with gross annual operating revenues from urban transit operations exceeding \$500,000.

Canada: \$6.80 per issue, \$68.00 annually

Foreign: \$8.20 per issue, \$82.00 annually

53-007

Fuel consumption survey, passenger cars, light trucks and vans. Quarterly. First issue, July/Sept. 1979. Bilingual.
ISSN 0829-7533.
DDC 339.4/866553827/0971.

This publication provides information on motor vehicles' fuel consumption. It contains data on the number of vehicles in operation, the distance travelled and the quantity of fuel consumed by these vehicles as well as their fuel consumption ratio. Quarterly data are provided by type of vehicle, by model year and by province.

Price: No Charge

53-215

Passenger bus and urban transit statistics. Annual. First issue 1956. Bilingual.
ISSN 0383-5766.
DDC 388.4/0971.

Investment, operating revenues, expenses and other data on intercity and rural bus companies and urban transit systems. Includes data analysis, methodology, glossary, and data quality.

Canada: \$34.00 per issue

Foreign: \$41.00 per issue

53-218

Road motor vehicles, fuel sales. Annual. First issue 1960. Bilingual.
ISSN 0703-654X.
DDC 381/.45/66553827/0971.

Gross and net sales of gasoline and net sales of diesel oil and of liquefied petroleum gas used for automotive purposes, by year and month, by province and territory.

Canada: \$16.00 per issue

Foreign: \$19.00 per issue

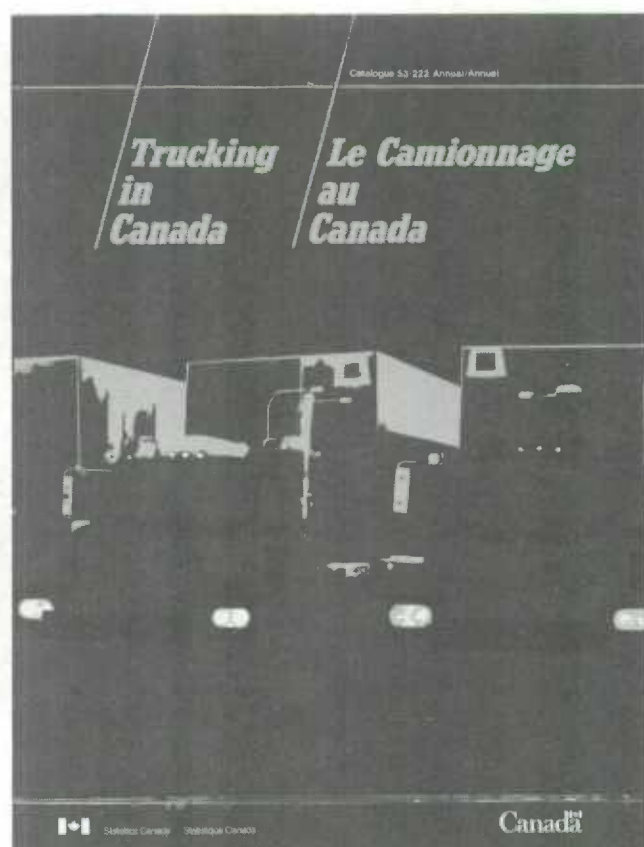
53-219

Road motor vehicles, registrations. Annual. First issue 1960. Bilingual.
ISSN 0706-067X.
DDC 354.710087/834.

Registration of motor vehicles by type including passenger automobiles, trucks, motorcycles, buses, trailers and others; a historical table of total registrations, other licences including drivers', chauffeurs' and dealers' licences. Motor vehicle registrations are shown by census divisions and municipalities, where available. Includes data analysis, definitions, methodology and data quality.

Canada: \$16.00 per issue

Foreign: \$19.00 per issue



53-222

Trucking in Canada. Annual. First issue 1961. Bilingual.
ISSN 0829-8947.
DDC 388.3/24/0971.

TRANSPORTATION, COMMUNICATIONS AND UTILITIES

Presents a comprehensive overview of the Canadian trucking industry, both for-hire and private, or own account. Principal information includes statistics on revenues and expenses, equipment operated, investment, employment and commodities transported from point of origin to point of destination. Includes data analysis, glossary, methodology and data quality.

Canada: \$41.00 per issue

Foreign: \$49.00 per issue

53-226

Fuel consumption survey, annual report, Special Surveys Program. Annual. First issue, Oct. 1979/Sept. 1980. Bilingual.

ISSN 0828-1548.

DDC 339.4/866553827/0971.

This report provides estimates for the two reference-years of the number of personal-use passenger cars in use (monthly average for the year), the total number of kilometres driven by these cars, and the total number of litres of fuel consumed by them. From these, total estimates have been derived and published of the average number of kilometres driven, the average number of litres consumed, and the fuel consumption ratio, expressed as the number of litres of fuel consumed per 100 kilometres, all for the personal-use passenger cars in use. The report provides breakdowns and an analysis of these data by model-year class, province, quarter of the year, fuel type (leaded versus unleaded gasoline), vehicle weight-class, transmission type (manual-shift versus automatic) and number of cylinders.

Price: No Charge

WATER TRANSPORT

54-205

Shipping in Canada. Annual. First issue 1946. Bilingual.

ISSN 0835-5533.

DDC 387/.00971.

This publication presents a comprehensive overview of domestic and international shipping activities at Canadian ports. It provides vessel traffic data and commodity detail by points of loading and unloading; trends in port traffic, containerization, commodity movements and transport markets; key indicators on the size and structure of the Canadian water carrier industry; plus financial and operational statistics on revenues and expenditures, services, employees, property value and fleet composition. It incorporates data previously found in *Water transportation* (54-205), *International seaborne shipping statistics* (54-209) and *Coastwise shipping statistics* (54-210).

Canada: \$34.00 per issue

Foreign: \$41.00 per issue

PIPE LINE TRANSPORT

55-001

Oil pipe line transport. Monthly. First issue, July 1951. Bilingual.

ISSN 0380-4615.

DDC 338.4/7665544/0971.

Receipts and deliveries by source and by movement of crude oil and refined petroleum products by gathering and trunk lines, by provinces; barrel-miles, operating revenues. Includes data analysis.

Canada: \$9.50 per issue, \$95.00 annually

Foreign: \$11.40 per issue, \$114.00 annually

55-002

Gas utilities. Monthly. First issue, June 1959. Bilingual.

ISSN 0380-2329.

DDC 338.4/766573/0971.

Receipts and disposition of natural gas by province, month; commodity distance, sales, revenues, customers by rate structure, imports and exports. Includes definitions.

Canada: \$12.10 per issue, \$121.00 annually

Foreign: \$14.50 per issue, \$145.00 annually

55-201

Oil pipe line transport. Annual. First issue 1958. Bilingual.

ISSN 0410-5591.

DDC 338.4/7665544/0971.

Covers SIC 4612. Cubic metres of oil carried by gathering and trunk lines by province, by month; receipts and deliveries, cubic-metre kilometres, pipe line distance; balance sheet, property account revenues, expenses, income, employees, salaries and wages. Includes data analysis and glossary.

Canada: \$21.00 per issue

Foreign: \$25.00 per issue

COMMUNICATIONS

56-001

Communications. Irregular. First issue, June 1971. Bilingual.

ISSN 0380-0334.

DDC 384/.0971.

Provides early release of summary information on telecommunications, including the telephone industry and

TRANSPORTATION, COMMUNICATIONS AND UTILITIES

other telecommunications carriers, radio and television broadcasting, cable television, and miscellaneous data of general interest. Includes methodology and data quality.

Canada: \$7.80 per issue, \$47.00 annually

Foreign: \$9.30 per issue, \$56.00 annually

56-002

Telephone statistics. Monthly. First issue, Apr. 1977. Bilingual.

ISSN 0707-9753.

DDC 384.6/0971.

Operating revenue and expenses, salaries and wages, construction expenditures, number of toll messages, employees and telephones by type of service are shown, as aggregated from reports of 13 major Canadian telephone systems. Includes data analysis, methodology and data quality; and a list of respondents.

Canada: \$7.90 per issue, \$79.00 annually

Foreign: \$9.50 per issue, \$95.00 annually

56-201

Telecommunications statistics. Annual. First issue 1917. Bilingual.

ISSN 0703-7252.

DDC 384/.0971.

Presents data on telecommunications carriers in Canada: revenues, expenses, number of messages sent, mileage operated, employees, salaries, wages, by company. Includes data analysis, methodology, data quality and bibliography.

Canada: \$16.00 per issue

Foreign: \$19.00 per issue

56-203

Telephone statistics. Annual. First issue 1918. Bilingual.

ISSN 0380-7843.

DDC 384.6/0971.

Number of telephone calls; telephones by type of service and organization; wire and pole-line mileage; employees, salaries and wages; assets, liabilities and net worth data; and revenue and expenditure by province. Includes data analysis, methodology, data quality, glossary and bibliography.

Canada: \$34.00 per issue

Foreign: \$41.00 per issue

56-204

Radio and television broadcasting. Annual. First issue 1961. Bilingual.

ISSN 0575-9560.

DDC 384.54/0971.

Revenue and expenses by administrative department,

area and revenue group; balance sheet data, property, plant, and equipment; employee statistics. Includes data analysis, data quality, glossary and bibliography.

Canada: \$25.00 per issue

Foreign: \$30.00 per issue

56-205

Cable television. Annual. First issue 1967. Bilingual.

ISSN 0703-7244.

DDC 384.55/56/0971.

Wireline facilities, subscribers and contracts by area; operating revenue and expenses by area and by revenue group; employee statistics by area; income and surplus accounts; and assets, liabilities and net worth data. Includes data analysis, methodology, data quality, glossary and bibliography.

Canada: \$25.00 per issue

Foreign: \$30.00 per issue

OTHER UTILITIES

57-001

Electric power statistics. Monthly. First issue, Jan 1933. Bilingual.

ISSN 0380-0229.

DDC 338.4/762131/0971.

Generation of electricity by utilities and industrial establishments, imports and exports, energy made available for use in Canada, cumulative monthly totals for year to date, by province.

Canada: \$9.50 per issue, \$95.00 annually

Foreign: \$11.40 per issue, \$114.00 annually

57-003

Quarterly report on energy supply-demand in Canada. Quarterly. First issue 1976. Bilingual.

ISSN 0702-0465.

DDC 333.79/13/0971.

Energy balance sheets in natural units and heat equivalents in primary and secondary forms, by province, each showing data on production, trade, interprovincial movements, conversion, and consumption by sector. Analytical tables and details on non-energy products are shown. Includes explanatory notes, data analysis.

Canada: \$30.25 per issue, \$121.00 annually

Foreign: \$36.25 per issue, \$145.00 annually

57-202

Electric power statistics. Volume II, Annual statistics. Annual. First issue 1925. Bilingual.

ISSN 0380-9765.

TRANSPORTATION, COMMUNICATIONS AND UTILITIES

DDC 338.4/762131/0971.

Supply and disposition of electricity together with number of customers and value of sales; also employees, salaries and wages, financial statistics, fuels used to generate electricity and historical tabulation of supply and disposal of electric energy, by province. Includes data analysis and bibliography.

Canada: \$26.00 per issue

Foreign: \$31.00 per issue

57-203

Electricity bills for domestic, commercial and small power service, examples of the applications of rates. Annual. First issue 1925. Bilingual.

ISSN 0575-8378.

DDC 338.4/362131/0971.

Presents examples of electricity bills for domestic, commercial and small power service in cities and representative municipalities.

Canada: \$20.00 per issue

Foreign: \$21.00 per issue

57-204

Electric power statistics. Volume I, Annual electric power survey of capability and load. Annual. First issue 1955. Bilingual.

ISSN 0380-951X.

DDC 338.4/762131/0971.

Current and projected data of capability and load of producers of electric energy by province. Includes data analysis, definitions, list of respondents and bibliography.

Canada: \$26.00 per issue

Foreign: \$31.00 per issue

57-205

Gas utilities, transport and distribution systems.

Annual. First issue 1959. Bilingual.

ISSN 0527-5318.

DDC 338.2/7285/0971.

Receipts and disposition of natural gas by month and by province; pipeline distance; balance sheet, property account, income account, employees and earnings. Includes data analysis, glossary and bibliography.

Canada: \$26.00 per issue

Foreign: \$31.00 per issue

57-206

Electric power statistics. Volume III, Inventory of prime mover and electric generating equipment.

Annual. First issue 1971. Bilingual.

ISSN 0702-6609.

DDC 621.31/21/0971.

A list of generating plants in Canada by ownership, showing the location, year of installation, name-plate rating and other technical details of each unit as of the end of the year. Includes explanatory notes and bibliography.

Canada: \$26.00 per issue

Foreign: \$31.00 per issue

57-208

Consumption of purchased fuel and electricity by the manufacturing, mining, logging and electric power industries. Annual. First issue 1975. Last issue 1984. Bilingual. **Discontinued.**

ISSN 0705-4327.

DDC 333.79/13/0971.

Canada: \$20.00 per issue

Foreign: \$21.00 per issue

COMMERCE, CONSTRUCTION, FINANCE AND PRICES

BUSINESS CONDITIONS

61-003

Industrial corporations, financial statistics. Quarterly. First issue, Oct. 1954. Bilingual.
ISSN 0380-7525.
DDC 338.7/4/0971.

This publication, using tables and graphs, presents income statement (revenue, expenses and profits) and balance sheet data (assets, liabilities and equity) on a quarterly basis for 47 industries and three sub-sectors. The data are published with comparable data for several preceding quarters. The publication contains highlights of the current quarter and descriptions of data sources and industrial classification.

Canada: \$52.50 per issue, \$210.00 annually
Foreign: \$63.00 per issue, \$252.00 annually

61-003P

Industrial corporations, financial statistics, preliminary data. Quarterly. First issue, Oct. 1974. Bilingual.
ISSN 0225-9168.
DDC 338.7/4/0971.

Contains preliminary income statement data for 47 industries and three totals for the past quarter and for the comparable quarter one year ago. See also 61-003.

Canada: \$15.75 per issue, \$63.00 annually
Foreign: \$19.00 per issue, \$76.00 annually

61-006

Financial institutions, financial statistics. Quarterly. First issue 1963. Bilingual.
ISSN 0380-075X.
DDC 332.1/0971.

This publication focuses on the financial position and operations of financial institutions, financial intermediaries and investment funds operating in Canada. Financial statistics include the balance sheet and statements of income, retained earnings and changes in financial position. Also provides data on finance leasing contracts outstanding, by type of company engaged in finance leasing and, on deferred compensation and retirement plans.

Canada: \$42.00 per issue, \$168.00 annually
Foreign: \$50.50 per issue, \$202.00 annually

61-203

Federal government enterprise finance, income and expenditure, assets, liabilities and net worth. Annual. First issue 1958/1959/1960. Bilingual.
ISSN 0575-8505.
DDC 354.7109/2.

Contains a current and historical review of the operational performance and financial activities of federal government business enterprises. Analytical text, tables and charts are also featured as well as a list of enterprises with these subsidiaries, universe change and debt forgiveness. Concepts, coverage, sources, methods, financial classification and terminology are also defined. This publication contains information on the performance of Federal Crown Corporations.

Canada: \$25.00 per issue
Foreign: \$26.00 per issue

61-204

Provincial government enterprise finance. Annual. First issue 1958/61. Bilingual.
ISSN 0575-9463.
DDC 354.7109/2.

Contains the current review of the operations and financial activities of provincial government business enterprises of each province in Canada. Analytical text, tables and charts are also featured as well as a list of enterprises with their subsidiaries. Concepts, coverage, sources, methods, financial classification are also defined. This publication is the only document that contains inter-provincial comparability on the performance of provincial Crown Corporations engaged in commercial activities.

Canada: \$25.00 per issue
Foreign: \$26.50 per issue

61-205

Private and public investment in Canada, intentions. Annual. First issue 1946. Bilingual.
ISSN 0823-065X.
DDC 338.4/367/0971.

Presents intended annual capital and repair expenditures on construction and on machinery and equipment, analyzed by sector and selected industry group for Canada and provinces, and by selected industry group for manufacturing, only for metropolitan areas, compared with actual data for two preceding years. Includes technical notes and an appraisal of proposed spending.

Canada: \$29.00 per issue
Foreign: \$35.00 per issue

61-206

Private and public investment in Canada, revised intentions. Annual. First issue 1954. Bilingual.
ISSN 0823-0668.
DDC 338.4/367/0971.

Includes updated estimates of intended capital spending in the current year, superseding estimates published at the beginning of the year in *Private and public investment in Canada, intentions* (61-205). Comparative figures are also included for the first estimates of

COMMERCE, CONSTRUCTION, FINANCE AND PRICES

intended outlays and the preliminary estimates of actual expenditure in the preceding year. National and provincial aggregates are provided by sector and selected industry groups. Metropolitan area totals are not compiled for this mid-year publication.

Canada: \$29.00 per issue

Foreign: \$35.00 per issue

61-207

Corporation financial statistics. Annual. First issue 1965. Bilingual.

ISSN 0575-8262.

DDC 338.7/4/0971.

Contains detailed annual financial data (balance sheet, income and expense, profit and retained earnings) and 15 commonly used financial ratios for corporations classified by 182 industries. Includes highlights of the current year and descriptions of sources of data and coverage, industrial classification, methodology and data definitions.

Canada: \$53.00 per issue

Foreign: \$64.00 per issue

61-207P

Corporation financial statistics, preliminary data on matched corporations. Annual. First issue 1979. Last issue 1986. Bilingual. **Discontinued.**

ISSN 0229-6233.

DDC 338.7/4/0971.

Partial and incomplete data on the assets, equity, sales and pretax profits of matched corporations in 182 industries.

Canada: \$15.00 per issue

Foreign: \$16.00 per issue

61-208

Corporation taxation statistics. Annual. First issue 1965. Bilingual.

ISSN 0576-0119.

DDC 336.24/3/0971.

With an extensive analysis and several charts, this publication provides annual data related to corporation income taxes including the income on which income tax is based, the province in which that income is earned and a reconciliation of corporation profit with taxable income and with taxes for 182 industries. Includes highlights of the current year and descriptions of the source of data and coverage, industrial classification, methodology and data definitions.

Canada: \$63.00 per issue

Foreign: \$76.00 per issue

61-208P

Corporation taxation statistics, preliminary data for income taxes and provincial allocation of taxable income. Annual. First issue 1979. Bilingual.

ISSN 0833-2606.

Incorrect ISSN (0229-6101) printed in the publication.

DDC 336.24/3/0971.

Provides estimates, based on partial data, of federal and provincial corporation income taxes and taxable income by province, for major industry groups.

Canada: \$12.00 per issue

Foreign: \$14.00 per issue

61-209

Credit unions. Annual. First issue 1966. Bilingual.

ISSN 0576-0100.

DDC 334.2/2/0971.

A comprehensive report on the operation and financial performance of credit unions and caisses populaires operating in Canada. Statistics, for Canada and the provinces for local and central credit unions, cover such topics as the number of members and employees, size and type of credit unions, balance sheets, operating statements, undistributed surplus statements, and reserve accounts.

Canada: \$50.00 per issue

Foreign: \$51.00 per issue

61-210

Annual report of the Minister of Supply and Services Canada under the Corporations and Labour Unions Returns Act. Part I, Corporations. Annual. First issue 1962. Bilingual.

ISSN 0823-4248.

Incorrect ISSN (0704-6650) printed in the publication.

DDC 338.7/4/0971.

With extensive analysis and numerous charts, this publication draws a national profile of foreign control in Canada. The report presents a long year examination of foreign control in Canada. Included are a series of charts, text tables and tables providing a time series on major financial characteristics by control, control of corporations classified by asset size and 33 major industry groups, and financial statistics of corporations with assets of 25 million or more, by 33 major industry groups, by control.

Canada: \$47.00 per issue

Foreign: \$56.00 per issue

61-214

Capital and repair expenditures, manufacturing sub-industries, intentions. Annual. First issue 1978. Bilingual.

COMMERCE, CONSTRUCTION, FINANCE AND PRICES

ISSN 0833-0042.

DDC 338.4/367/0971.

These estimates of capital and repair expenditures are based on the same questionnaire surveys of establishments engaged in manufacturing from which estimates are compiled for publication 61-205 at an earlier period for timeliness. In both publications estimates for the most recent year represent intended spending. Estimates for the immediately preceding year are preliminary actual and totals for the penultimate year represent actual or final expenditures.

Canada: \$16.00 per issue

Foreign: \$19.00 per issue

61-215

Capital expenditures of domestic and foreign controlled establishments in manufacturing, mining and forestry. Annual. First issue 1977/1979. Last issue 1987. Bilingual. **Discontinued.**

ISSN 0226-403X.

DDC 338.4/367/0971.

Presents estimates of capital and repair expenditures for the manufacturing, mining and forestry sectors by country of control. It contains two sets of tabulations. The first distributes capital and repair expenditures by control for the major industry groups of the above mentioned industries at the national level. The second provides a provincial distribution, giving a country-of-control breakdown for manufacturing, mining and forestry. Includes data analysis, charts, concepts, methodology and bibliography.

Canada: \$20.00 per issue

Foreign: \$21.00 per issue

61-216

Exploration, development and capital expenditures for mining and petroleum and natural gas wells, intentions. Annual. First issue 1981. Bilingual.

ISSN 0833-0034.

DDC 338.2/0971.

Presents on-property exploration, on-property development, capital and repair expenditures and general exploration by mining and exploration companies. Highlights of proposed spending, technical notes and bibliography are included.

Canada: \$16.00 per issue

Foreign: \$19.00 per issue

61-231

Small business in Canada, a statistical profile. Annual. First issue 1982/1984. Bilingual.

ISSN 0820-9022.

DDC 338.6/42/0971.

This publication depicts small business in Canada by major industry group, i.e. Forestry, Mining, Manufacturing, Construction, Wholesale and Retail Trade, Real Estate Operators and Insurance Agencies and Business and Personal Services. The three tables show a breakdown of small businesses by number and province as well as industry. In addition selected Income Statement and Balance Sheet data are shown, at the Canada level only, for small, medium and large in-scope businesses.

Canada: \$24.00 per issue

Foreign: \$25.00 per issue

61-517

Inter-corporate ownership. Biennial. First issue 1975. Bilingual.

ISSN 0575-8823.

DDC 338.8/0971.

This publication is an index of who owns and/or controls whom in Canada, in 1987. Its corporate ownership section shows the portion of voting rights of a corporation owned or held by another corporate body or groups of related individuals. Its index includes all foreign-controlled corporations, as well as multiple references for corporations that appear on several pages.

Canada: \$310.00 per issue

Foreign: \$372.50 per issue

61-522

Sales per selling area of independent retailers. Annual. First issue 1986. Bilingual.

ISSN 0835-4960.

DDC 381/1/0971.

The report provides data on independent retailers including space utilization (in sales/square foot and sales/square metre), sales volume, physical size and location of store. Data for a full range of 38 different kinds of business (KOB) is provided at the Canada level. A narrower KOB range is provided at the provincial level of detail. Five store location types are shown: on-street, neighbourhood shopping centre, community shopping centre, regional shopping centre and indoor shopping mall. Four Tables are depicted: Tables A and B show how the intensity with which space is used varies with the level of sales; tables C and D show how the physical size of a business is associated with its level of sales. Table A, for instance, ranks using sales/square foot of selling area and provides breakdowns by level of sales/square foot for three store characteristics: store sales, physical size, and location type. The ranking order is shown by quartile i.e., the top 25%, the upper middle 25% (those in the 50-75% range) the lower middle 25% (those in the 25-50% range) and finally, the bottom 25%.

Price: Out of Print

COMMERCE, CONSTRUCTION, FINANCE AND PRICES

61-601E to 61-613E

Small business profiles.

The *Small business profiles* (catalogue numbers 61-601E to 61-613E) are no longer catalogued Statistics Canada publications. For information about the availability of this data, contact Michel Cormier, Project Manager, Small Business and Special Survey's Division, (613) 951-3746 or, contact any one of the Statistics Canada Regional Reference Centres listed in the Introduction.

61-601E

Small business profiles, Canada. Annual. First issue 1984. Last issue 1985. E. and F. **Discontinued.**

ISSN 0835-2623.

DDC 338.6/42/0971.

The publication presents an intensive financial portrait of small firms operating in Canada, including: balance sheet profiles; liquidity, leverage and profitability ratios; source of financing; and the way such financing is applied. The firms are divided into quartiles, ranked by revenue to aid your analysis. A total of 13 industries is covered.

Canada: \$31.00 per issue

Foreign: \$35.00 per issue

61-602E

Small business profiles, Newfoundland. Annual. First issue 1984. Last issue 1985. E. and F. **Discontinued.**

ISSN 0835-264X.

DDC 338.6/42/09718.

The publication presents an intensive financial portrait of small firms operating in Newfoundland, including: balance sheet profiles; liquidity, leverage and profitability ratios; source of financing; and the way such financing is applied. The firms are divided into quartiles, ranked by revenue to aid your analysis. A total of 13 industries is covered.

Canada: \$31.00 per issue

Foreign: \$35.00 per issue

61-603E

Small business profiles, Prince Edward Island. Annual. First issue 1984. Last issue 1985. E. and F. **Discontinued.**

ISSN 0835-2666.

DDC 338.6/42/09717.

The publication presents an intensive financial portrait of small firms operating in Prince Edward Island, including: balance sheet profiles; liquidity, leverage and profitability ratios; source of financing; and the way such financing is

applied. The firms are divided into quartiles, ranked by revenue to aid your analysis. A total of 13 industries is covered.

Canada: \$31.00 per issue

Foreign: \$35.00 per issue

61-604E

Small business profiles, Nova Scotia. Annual. First issue 1984. Last issue 1985. E. and F. **Discontinued.**

ISSN 0835-2682.

DDC 338.6/42/09716.

The publication presents an intensive financial portrait of small firms operating in Nova Scotia, including: balance sheet profiles; liquidity, leverage and profitability ratios; source of financing; and the way such financing is applied. The firms are divided into quartiles, ranked by revenue to aid your analysis. A total of 13 industries is covered.

Canada: \$31.00 per issue

Foreign: \$35.00 per issue

61-605E

Small business profiles, New Brunswick. Annual. First issue 1984. Last issue 1985. E. and F. **Discontinued.**

ISSN 0835-2704.

DDC 338.6/42/09715.

The publication presents an intensive financial portrait of small firms operating in New Brunswick, including: balance sheet profiles; liquidity, leverage and profitability ratios; source of financing; and the way such financing is applied. The firms are divided into quartiles, ranked by revenue to aid your analysis. A total of 13 industries is covered.

Canada: \$31.00 per issue

Foreign: \$35.00 per issue

61-606E

Small business profiles, Quebec. Annual. First issue 1984. Last issue 1985. E. and F. **Discontinued.**

ISSN 0835-2720.

DDC 338.6/42/09714.

The publication presents an intensive financial portrait of small firms operating in Quebec, including: balance sheet profiles; liquidity, leverage and profitability ratios; source of financing; and the way such financing is applied. The firms are divided into quartiles, ranked by revenue to aid your analysis. A total of 13 industries is covered.

Canada: \$31.00 per issue

Foreign: \$35.00 per issue

COMMERCE, CONSTRUCTION, FINANCE AND PRICES

61-607E

Small business profiles, Ontario. Annual. First issue 1984. Last issue 1985. E. and F. **Discontinued.**

ISSN 0835-2747.

DDC 338.6/42/09713.

The publication presents an intensive financial portrait of small firms operating in Ontario, including: balance sheet profiles; liquidity, leverage and profitability ratios; source of financing; and the way such financing is applied. The firms are divided into quartiles, ranked by revenue to aid your analysis. A total of 13 industries is covered.

Canada: \$31.00 per issue

Foreign: \$35.00 per issue

61-608E

Small business profiles, Manitoba. Annual. First issue 1984. Last issue 1985. E. and F. **Discontinued.**

ISSN 0835-2763.

DDC 338.6/42/097127.

The publication presents an intensive financial portrait of small firms operating in Manitoba, including: balance sheet profiles; liquidity, leverage and profitability ratios; source of financing; and the way such financing is applied. The firms are divided into quartiles, ranked by revenue to aid your analysis. A total of 13 industries is covered.

Canada: \$31.00 per issue

Foreign: \$35.00 per issue

61-609E

Small business profiles, Saskatchewan. Annual. First issue 1984. Last issue 1985. E. and F. **Discontinued.**

ISSN 0835-278X.

DDC 338.6/42/097124.

The publication presents an intensive financial portrait of small firms operating in Saskatchewan, including: balance sheet profiles; liquidity, leverage and profitability ratios; source of financing; and the way such financing is applied. The firms are divided into quartiles, ranked by revenue to aid your analysis. A total of 13 industries is covered.

Canada: \$31.00 per issue

Foreign: \$35.00 per issue

61-610E

Small business profiles, Alberta. Annual. First issue 1984. Last issue 1985. E. and F. **Discontinued.**

ISSN 0835-2801.

338.6/42/097123.

The publication presents an intensive financial portrait of small firms operating in Alberta, including: balance sheet

profiles; liquidity, leverage and profitability ratios; source of financing; and the way such financing is applied. The firms are divided into quartiles, ranked by revenue to aid your analysis. A total of 13 industries is covered.

Canada: \$31.00 per issue

Foreign: \$35.00 per issue

61-611E

Small business profiles, British Columbia. Annual. First issue 1984. Last issue 1985. E. and F. **Discontinued.**

ISSN 0835-2828.

DDC 338.6/42/09711.

The publication presents an intensive financial portrait of small firms operating in British Columbia, including: balance sheet profiles; liquidity, leverage and profitability ratios; source of financing; and the way such financing is applied. The firms are divided into quartiles, ranked by revenue to aid your analysis. A total of 13 industries is covered.

Canada: \$31.00 per issue

Foreign: \$35.00 per issue

61-612E

Small business profiles, Yukon. Annual. First issue 1984. Last issue 1985. E. and F. **Discontinued.**

ISSN 0835-2844.

DDC 338.6/42/097191.

The publication presents an intensive financial portrait of small firms operating in Yukon, including: balance sheet profiles; liquidity, leverage and profitability ratios; source of financing; and the way such financing is applied. The firms are divided into quartiles, ranked by revenue to aid your analysis. A total of 13 industries is covered.

Canada: \$31.00 per issue

Foreign: \$35.00 per issue

61-613E

Small business profiles, Northwest Territories. Annual. First issue 1984. Last issue 1985. E. and F. **Discontinued.**

ISSN 0835-2860.

DDC 338.6/42/097192.

The publication presents an intensive financial portrait of small firms operating in Northwest Territories, including: balance sheet profiles; liquidity, leverage and profitability ratios; source of financing; and the way such financing is applied. The firms are divided into quartiles, ranked by revenue to aid your analysis. A total of 13 industries is covered.

Canada: \$31.00 per issue

Foreign: \$35.00 per issue

COMMERCE, CONSTRUCTION, FINANCE AND PRICES

PRICES AND CONSUMER EXPENDITURE

62-001

The Consumer Price Index. Monthly. First issue, Jan. 1935. Bilingual.

ISSN 0703-9352.

DDC 338.5/28/0971.

Monthly release of the Consumer Price Index for Canada and for the 18 regional cities. Provides a descriptive capsule summary of retail price movements and the factors underlying them. Also contains the following tabular information: latest price index movements for the seven major components; price index changes on one and 12-month bases for an extensive number of components and groups; historical monthly information; seasonally adjusted monthly price movements; and price indexes reclassified according to categories of goods and services.

Canada: \$8.90 per issue, \$89.00 annually

Foreign: \$10.70 per issue, \$107.00 annually

62-003

Farm product price index. Monthly. First issue, June 1946. Bilingual.

ISSN 0835-0906.

DDC 338.1/3/0971.

Includes indexes of prices received by farmers from the sale of farm products for Canada and the provinces; and by main commodity groups for Canada. Data analysis and notes regarding content, methods and sources are included.

Canada: \$6.80 per issue, \$68.00 annually

Foreign: \$8.20 per issue, \$82.00 annually

62-004

Farm input price index. Quarterly. First issue, Aug. 1944. Bilingual.

ISSN 0383-4875.

DDC 338.1/3/0971.

Indexes of prices of commodities and services used in Canadian farming operations for Eastern, Western and all Canada. Contains up to three years of quarterly and annual statistics. Includes technical notes and data analysis.

Canada: \$11.75 per issue, \$47.00 annually

Foreign: \$14.00 per issue, \$56.00 annually

62-007

Construction price statistics. Quarterly. First issue, Nov. 1974. Bilingual.

ISSN 0833-238X.

DDC 338.4/369/00971.

Contains price indexes of inputs into construction, contractors' selling prices and special purpose aggregations of price indexes for construction and machinery and equipment relating to specified categories of capital expenditures. Also presents new housing price indexes for 19 cities; detailed residential and non-residential input price indexes; and summaries of other construction statistics, as well as periodic articles relating to new or revised construction price statistics. Includes data analysis and technical notes.

Canada: \$17.25 per issue, \$69.00 annually

Foreign: \$20.75 per issue, \$83.00 annually

62-010

Consumer prices and price indexes. Quarterly. First issue, Oct./ Dec. 1975. Bilingual.

ISSN 0380-691X.

DDC 338.5/28/0971.

Highlights current and historical statistics on consumer prices and related price indexes. A comparative index contains retail price differentials for 11 major cities by selected groups of consumer goods and services. The edition for the last quarter of the calendar year includes a supplement examining price movements in retrospect for the last 12 months. Includes definitions and data analysis.

Canada: \$17.25 per issue, \$69.00 annually

Foreign: \$20.75 per issue, \$83.00 annually

62-011

Industry price indexes. Monthly. First issue, Jan. 1971/Dec. 1975. Bilingual.

ISSN 0700-2033.

DDC 338.5/28/0971.

Monthly and annual indexes of industry selling prices for manufacturing industries, with commodity detail; purchase price indexes of selected industrial materials, and energy selling price indexes. Charts and graphs, explanation of methods used, additional sources are included.

Canada: \$17.30 per issue, \$173.00 annually

Foreign: \$20.80 per issue, \$208.00 annually

62-553

The Consumer price index reference paper : updating based on 1986 expenditures / Statistics Canada, Prices Division. 136 p. 28 cm. 1989. Bilingual.

ISBN 0-660-554211-0.

DDC 338.5/28/0971.

This reference document, released in conjunction with the eleventh updating of the Consumer Price Index (CPI), describes all aspects of the CPI, including definition, scope, concepts, data collection, calculation and interpretation of the index. Also includes a number of

COMMERCE, CONSTRUCTION, FINANCE AND PRICES

appendices pertaining to the 1986 weighting diagram and classification system, and a comparison between the 1982 and 1986 weighted indexes.

Canada: \$44.00 per issue

Foreign: \$46.00 per issue

62-554

Family food expenditure in Canada. Biennial. First issue 1982. Bilingual.

ISSN 0838-3898.

DDC 339.4/863/0971.

This publication offers a comprehensive look at food expenditure detail of families and unattached individuals living in both urban and rural areas of Canada classified by a variety of demographic and economic groups. Also covered are special topics such as the seasonality of food purchases and expenditures by store and restaurant type.

Canada: \$28.00 per issue

Foreign: \$29.00 per issue

62-555

Family expenditure in Canada. Irregular. First issue 1982. Bilingual.

ISSN 0838-3715.

DDC 339.4/7/0971.

This publication offers a comprehensive look at the budgets of families and unattached individuals belonging to a variety of demographic and economic groups. Also covered are a number of special topics such as expenditures of the elderly, mortgage interest and principal, child care and clothing of individuals.

Canada: \$38.00 per issue

Foreign: \$46.00 per issue

62-556

Industrial product price indexes, 1981=100 : concepts and methods / Statistics Canada, Prices Division, Industrial Prices Section. 216 p. 28 cm. 1986. Bilingual.

ISBN 0-660-52876-2.

DDC 338.5/28/0971.

This reference document was released in conjunction with the third updating of price indexes for the outputs of Canadian manufacturers and describes the concepts and methods used in the index calculation: formula, source and patterns of weights and sampling procedures are discussed. The measures of data quality provided are described. A detailed description of the commodity classification is given together with an outline of the aggregation systems used both for commodities and industries.

Canada: \$25.00 per issue

Foreign: \$26.50 per issue

62-557E

Your guide to the Consumer Price Index. 15 p. 18 x 26 cm. 1986. E. and F.

ISBN 0-660-12789-X.

DDC 338.5/28/0971.

This publication is a 16 page booklet prepared for the general public interested in obtaining a brief, non-technical introduction to the Consumer Price Index. It poses and answers some of the more frequently asked questions relating to the construction, interpretation and use of this index.

Price: Out of Print

62-602

Price level measurement : proceedings from a conference sponsored by Statistics Canada / editors, W.E. Diewert, C. Montmarquette. 1,179 p. 27 cm. 1983. Bilingual.

ISBN 0-660-52186-5.

DDC 338.5/28.

A collection of 21 selected papers authored by Canadian and international experts in the field of price indexes which were presented at a conference sponsored by Statistics Canada in the fall of 1982. The papers span such topics as the theoretical foundations of the Consumer Price Index, specific price measurement issues, output indexes and price behaviour and business cycles. The majority of the papers are presented in English accompanied by a summary in French.

Price: Back Issue

62-603E

Canada's Consumer Price Index / Business, Provincial and Municipal Relations Division in consultation with Prices Division. 18 p. 30 cm. 1984. E. and F.

ISBN 0-660-11481-X.

DDC 338.5/28/0971.

Designed for the high school teacher, the kit contains a text, two full-colour posters and 10 colour transparencies of charts and tables. Each section of the text includes student worksheets with questions and answers. Also included is a class project involving the calculation of a Student Price Index.

Price: Back Issue

62-606E

The Consumer Price Index for Canada : a comparison of the 1978 and the 1982 primary classification systems / Consumer Prices Section. 33 leaves. 28 cm. 1985. E. and F.

ISBN 0-660-12795-4.

DDC 338.5/28/0971.

COMMERCE, CONSTRUCTION, FINANCE AND PRICES

The objective is to assist the user of Consumer Price Index information to compare the structure of the 1978 classification system with that of its successor, the 1982 classification system.

Price: Back Issue

MERCHANDISING AND SERVICES

63-002

Department store sales and stocks. Monthly. First issue, Feb. 1938. Bilingual.

ISSN 0380-7045.

DDC 381/.1/0971.

Presents data on department stores: sales, stocks and number of outlets. Includes data analysis, definitions, methodology, data reliability, list of department store organizations and bibliography.

Canada: \$13.70 per issue, \$137.00 annually

Foreign: \$16.40 per issue, \$164.00 annually

63-004

Department store monthly sales, by province and metropolitan area. Monthly. First issue, Jan. 1950. Bilingual.

ISSN 0709-8650.

DDC 381/.1/0971.

Presents data on department store sales and percentage changes of department store sales.

Canada: \$2.60 per issue, \$26.00 annually

Foreign: \$3.10 per issue, \$31.00 annually

63-005

Retail trade. Monthly. First issue, Jan. 1929/1930. Bilingual.

ISSN 0380-6146.

DDC 381/.1/0971.

Presents data on retail sales, for chain and independent stores; seasonally adjusted sales. Includes data analysis, definitions, methodology, data reliability and bibliography.

Canada: \$16.80 per issue, \$168.00 annually

Foreign: \$20.20 per issue, \$202.00 annually

63-007

New motor vehicle sales. Monthly. First issue, Jan. 1932/Feb. 1933. Bilingual.

ISSN 0705-5595.

DDC 381/.456292/0971.

Presents data on new motor vehicles: number and value of new passenger cars, trucks and buses sold; month

and cumulative, current and previous year. Monthly unit sales, by type and origin, seasonally adjusted. See also 53-219 for registrations. Includes data analysis, methodology, data quality, definitions, bibliography, and lists of North American motor vehicle manufacturers, and importers and distributors of overseas manufactured motor vehicles.

Canada: \$13.70 per issue, \$137.00 annually

Foreign: \$16.40 per issue, \$164.00 annually

63-008

Wholesale trade. Monthly. First issue, Nov. 1935. Bilingual.

ISSN 0380-7894.

DDC 381/.2/0971.

Presents data on wholesale trade: percentage changes for sales and inventories and stocks/sales ratios of wholesale merchants (excluding agents and brokers and wholesalers of petroleum products and grain) for 9 groups of wholesalers and 5 geographical regions; monthly and cumulative, current and previous year. Includes data analysis.

Canada: \$5.80 per issue, \$58.00 annually

Foreign: \$7.00 per issue, \$70.00 annually

63-011

Restaurant, caterer and tavern statistics. Monthly. First issue, June 1967. Bilingual.

ISSN 0226-2320.

DDC 338.4/76479571.

Presents estimated restaurant, caterer and tavern statistics for Canada and the provinces, by chains and independents and by kind of business. Also includes revised figures for the previous month and cumulative-to-date estimates for chains and independents. Contains data analysis.

Canada: \$5.80 per issue, \$58.00 annually

Foreign: \$7.00 per issue, \$70.00 annually

63-014

Merchandising inventories. Monthly. First issue, May 1972. Bilingual.

ISSN 0380-7177.

DDC 381/.0971.

Presents data on merchandising trade. Consolidates inventories and stocks/sales ratios of wholesale merchants, chain stores, department stores and independent retail dealers. Inventories represent stocks of merchandise on hand at the end of the month or quarter. Contains retail trade: composition of kind of business groups and bibliography.

Canada: \$13.70 per issue, \$137.00 annually

Foreign: \$16.40 per issue, \$164.00 annually

COMMERCE, CONSTRUCTION, FINANCE AND PRICES

63-202

The control and sale of alcoholic beverages in Canada. Annual. First issue 1928. Bilingual.

ISSN 0705-4319.

DDC 338.4/76631/0971.

Analyses the sales of alcoholic beverages in Canada. The report also sets out in detail government revenue derived from the control and sale of alcoholic beverages. Analytical text, tables and charts are featured as well as information on imports and exports of spirits, wines and beer. Historical data are included. The catalogue is an excellent source of information on the inter-provincial comparability of consumption and sales pattern of alcoholic beverages.

Canada: \$18.00 per issue

Foreign: \$22.00 per issue

63-204

Traveller accommodation statistics. Annual. First issue 1949. Bilingual.

ISSN 0380-5956.

DDC 338.4/76479471.

Statistics on hotels, motels, tourist camping grounds and other types of traveller accommodation (e.g., receipts, employment, expenses, occupancy). Includes definitions, methodology, data quality.

Canada: \$21.00 per issue

Foreign: \$25.00 per issue

63-206

Motion picture production. Annual. First issue 1952. Bilingual.

ISSN 0527-5768.

DDC 338.4/738483/0971.

Presents data on motion picture industry: production, employees, salaries, gross revenue, and an analysis of types of film produced. Includes data analysis, methodology, and data quality.

Canada: \$20.00 per issue

Foreign: \$21.00 per issue

63-207

Motion picture theatres and film distributors. Annual. First issue 1930. Bilingual.

ISSN 0380-6294.

DDC 338.4/738483/0971.

Presents principal statistics on motion picture theatres, regular and drive-in, film distributors and videotape production, Canadian and foreign: establishments,

employment, revenue and expenses, theatre capacity, amusement taxes, etc. Includes methodology, data quality, definitions and data analysis.

Canada: \$20.00 per issue

Foreign: \$21.00 per issue

63-210

Retail chain and department stores. Annual. First issue 1933. Bilingual.

ISSN 0227-017X.

DDC 381/.12/0971.

Focuses on retail sales of chain and department store organizations by kind of business, by province, by selected localities, by number of stores operated and by annual sales volume; statistics on stocks on hand at year end, cost of goods sold, and gross margins; and distributions covering sales volume, physical size, sales per square foot (metre), department store commodities and "major" and "junior" type department stores. Includes definitions, methodology, data quality, lists of chain store and department store organizations in Canada, survey questionnaire, and bibliography.

Canada: \$32.00 per issue

Foreign: \$38.00 per issue

63-213

Vending machine operators. Annual. First issue 1959. Bilingual.

ISSN 0527-6411.

DDC 338.4/762982/0971.

Presents data on sales of merchandise by vending machine operators through automatic vending machines, type of machine and by location for Canada and the provinces. Includes definitions, methodology, data quality, survey questionnaire and bibliography.

Canada: \$21.00 per issue

Foreign: \$25.00 per issue

63-218

Direct selling in Canada. Annual. First issue 1966/1967. Bilingual.

ISSN 0590-5702.

DDC 381/.1/0971.

Discusses non-store retail sales, giving data on commodities sold and breakdowns by method of distribution, from premises, by mail or door-to-door. Includes definitions, methodology, data quality, survey questionnaire and bibliography.

Canada: \$21.00 per issue

Foreign: \$25.00 per issue

COMMERCE, CONSTRUCTION, FINANCE AND PRICES

63-219

Campus book stores. Annual. First issue 1966/67/1968/69. Bilingual.
ISSN 0380-6286.
DDC 381/.450705/0971.

Presents data on campus book stores: retail sales (textbooks, trade books, stationery and supplies and sundries) with employees and payroll, by regions, provinces and Canada for academic years. Includes definitions, methodology, data quality, list of campus book stores, survey questionnaire and bibliography.

Canada: \$21.00 per issue

Foreign: \$25.00 per issue

63-222

Computer service industry. Annual. First issue 1972. Bilingual.
ISSN 0318-4064.
DDC 338.4/700164/0971.

Principal statistics for businesses providing computer services as a major activity. Data are presented by size group and province and include class of customer, operating expenses and revenue distribution by type of service. The publication includes data analysis and discussion of survey objectives, questionnaire content, methodology and data quality, as well as a five-year historical review of key statistics.

Canada: \$25.00 per issue

Foreign: \$30.00 per issue

63-223

Annual retail trade. Annual. First issue 1986. Bilingual.
ISSN 0843-557X.
DDC 381/.1/0971.

Provides a comprehensive picture of retailing in Canada for two current years. Selected financial ratios (purchases, inventories, gross margins, etc.) at the national level, as well as retail sales and number of locations at the national and provincial levels are shown. Includes definitions, methodology, data reliability and the Standard Industrial Classification for 1980.

Canada: \$21.00 per issue

Foreign: \$25.00 per issue

63-224

Market research handbook. Annual. First issue 1975. Bilingual.
ISSN 0590-9325.
DDC 658.8/3971.

The *Market research handbook* is designed to be a comprehensive source of socio-economic statistics for all

those who study the Canadian consumer market--market researchers, strategists, product planners and sales leaders. The broad range of data are equally relevant to consumer and business-to-business marketing; they present profiles of key industries including the small business sector, as well as consumers in all provinces and 59 major cities. International trade data and trend projections--consumer spending, incomes, etc.--provide information for businesses seeking to expand or develop new product lines. The 1987-88 *Market research handbook* has been extensively updated to include relevant data from the 1986 Census, more information about small businesses and about Canada-U.S. trade in goods and services.

Canada: \$89.00 per issue

Foreign: \$107.00 per issue

63-226

Wholesale trade statistics, wholesale merchants, agents and brokers. Annual. First issue 1981. Bilingual.
ISSN 0823-1214.
DDC 381.2/0971.

Provides principal statistics (volume of trade, net sales and receipts, purchases, inventories, etc.) of wholesale merchant and agent and broker establishments, by kind of business for Canada. Principal statistics, by Standard Industrial Classification and type of operation for Canada and the provinces. Also, selected location series statistics for Canada, the provinces and kind of business categories. Includes terms and definitions, data quality, Standard Industrial Classification and kind-of-business list, survey questionnaires and bibliography.

Canada: \$32.00 per issue

Foreign: \$38.00 per issue

63-231

Selected service industries in Canada. Annual. First issue 1982/1984. Last issue 1983/1985. Bilingual.
Discontinued.
ISSN 0835-5401.
DDC 338.7/61/0971.

Service industries contribute significantly to Canada's economic structure and performance. *Selected service industries in Canada* provides new information in the services area for many industries providing a wide array of services to business and to persons. Industries featured include advertising, employment agencies and personnel suppliers, barber and beauty salons, dry cleaners and laundries, among others. Estimates are provided on numbers of businesses, revenues, and other characteristics such as the client base, and full versus part-time employment. Provincial estimates of revenue by industry are also presented.

Canada: \$22.00 per issue

Foreign: \$23.00 per issue

COMMERCE, CONSTRUCTION, FINANCE AND PRICES

63-232

Business services. Annual. First issue 1984/86. Bilingual.

ISSN 0838-2182.

DDC 338.761/0971.

This publication provides three years of financial, marketing, and employment information for 34 industries rendering services to other businesses such as advertising, engineering, computer, customs brokerage, auto, truck and equipment rental and leasing, and janitorial services. The report covers Business Services (major group 77 of the 1980 Standard Industrial Classification), and Other Service Industries (major group 99). Data are presented for Canada and the provinces.

Canada: \$29.00 per issue

Foreign: \$35.00 per issue

63-233

Leisure and personal services. Annual. First issue 1984/1986. Bilingual.

ISSN 0838-2174.

DDC 338.761/0971.

A companion to Business Services (Cat. no. 63-232), this publication provides three years of financial, marketing and employment information for 27 industries. The report covers Amusement and Recreation (major group 96 of the 1980 Standard Industrial Classification), and Personal and Household Services (major group 97). Data are presented for Canada and the provinces.

Canada: \$29.00 per issue

Foreign: \$35.00 per issue

63-532

Funeral directors. Quadrennial. First issue 1976. Bilingual.

ISSN 0575-8629.

DDC 338.4/736375/0971.

Presents data on funeral services: receipts by source and type of service, average funeral cost, inventory, purchases and expenditures. Includes methodology, data quality, definitions and analysis.

Canada: \$20.00 per issue

Foreign: \$21.00 per issue

63-537

Architectural, engineering and scientific services, 1986. 58 p. 28 cm. 1989. Bilingual.

ISBN 0-660-54209-9.

DDC 338.4/762/000971.

Principal statistics for offices of architects, consulting engineers and businesses providing scientific and technical services. Data are presented separately for each industry by size group and province, and include employment, operating expenses and revenue

distribution by specialization. Text includes data analysis, as well as discussion of survey objectives, methodology and data quality.

Canada: \$33.00 per issue

Foreign: \$35.00 per issue

63-603

Operating results, men's retail clothing stores. Irregular. First issue 1974. Bilingual.

ISSN 0829-7401.

DDC 381/.45687/088041.

Presents data on men's retail clothing stores: operating results, providing ratios of gross profit, detailed expense items and net profit as a percentage of net sales for incorporated and for unincorporated firms. These ratios are stratified by sales size and by province or region wherever possible. In order to enhance the usefulness of the data, both the "mean" and the "median" are shown for each financial ratio. Includes bibliography.

Canada: \$15.00 per issue

Foreign: \$16.00 per issue

63-607

Operating results, retail drug stores. Irregular. First issue 1978. Bilingual.

ISSN 0829-741X.

DDC 381/.456154/0971.

Presents data on retail drug stores: operating results, providing ratios of gross profit, detailed expense items and net profit as a percentage of net sales for incorporated and for unincorporated firms. These ratios are stratified by sales size and by province or region wherever possible. In order to enhance the usefulness of the data, both the "mean" and the "median" are shown for each financial ratio. Includes data analysis, methodology and bibliography.

Canada: \$15.00 per issue

Foreign: \$16.00 per issue

63-608

Operating results, retail florists. Biennial. First issue 1979. Bilingual.

ISSN 0833-2274.

DDC 381/.456359/0971.

Presents data on retail florists: operating results, providing ratios of gross profit, detailed expense items and net profit as a percentage of net sales for incorporated and unincorporated firms. These ratios are stratified by sales size and by province or region wherever possible. In order to enhance the usefulness of the data, both the "mean" and the "median" are shown for each financial ratio. Includes data analysis, methodology and bibliography.

Canada: \$15.00 per issue

Foreign: \$16.00 per issue

COMMERCE, CONSTRUCTION, FINANCE AND PRICES

63-609

Operating results, retail jewellery stores. Annual. First issue 1978. Bilingual.
ISSN 0833-2282.
DDC 381/.4573927/0971.

Presents data on independent retail jewellery stores: operating results, providing ratios of gross profit, detailed expense items and net profit as a percentage of net sales for incorporated and unincorporated firms. These ratios are stratified by sales size and by province or region wherever possible. In order to enhance the usefulness of the data, both the "mean" and the "median" are shown for each financial ratio. Includes data analysis, methodology and bibliography.

Canada: \$15.00 per issue
Foreign: \$16.00 per issue

CONSTRUCTION AND HOUSING

64-001

Building permits. Monthly. First issue, Dec. 1922. Bilingual.
ISSN 0318-8809.
DDC 338.4/769/00971.

Statistics of building permits issued by municipalities: number of new dwelling units by type; value of residential, commercial, governmental and institutional building construction for individual municipalities, metropolitan areas, census divisions and provinces. Greater detail by type and value of structures for provinces. Includes data analysis and definitions.

Canada: \$21.00 per issue, \$210.00 annually
Foreign: \$25.20 per issue, \$252.00 annually

64-002

Housing starts and completions. Monthly. First issue, Apr. 1946. Bilingual.
ISSN 0319-8278.
DDC 338.4/76908/0971.

Construction of new permanent dwellings in Canada, showing starts, completions and units under construction; monthly figures for provinces and urban centres of 10,000 or greater population; quarterly data for all areas. Includes definitions and data highlights.

Canada: \$13.70 per issue, \$137.00 annually
Foreign: \$16.40 per issue, \$164.00 annually

64-003

Construction statistics. Irregular. First issue 1978. Last issue 1987. Bilingual. **Discontinued.**
ISSN 0705-5692.
DDC 338.4/76908/0971.

Provides a convenient source of information for those engaged in analyzing the housing market. The data covers such topics as annual and quarterly provincial capital expenditures, per capita value of construction by metropolitan areas, duration of construction of apartment buildings and growth of housing stock on a regional basis.

Canada: \$5.00 per issue, \$35.00 annually
Foreign: \$6.00 per issue, \$42.00 annually

64-201

Construction in Canada. Annual. First issue 1951/1953. Bilingual.
ISSN 0527-4974.
DDC 338.4/769/00971.

Presents total value of construction work performed, with analyses in current and constant dollars, by new and repair, by type of structure, by type of construction, by industry and by province. Includes separate analyses of labour content and cost of materials, and a general annual review. Includes definitions, data analysis, methods, coverage and bibliography.

Canada: \$37.00 per issue
Foreign: \$44.00 per issue

64-202

Household facilities and equipment. Annual. First issue, Sept. 1953. Bilingual.
ISSN 0318-5273.
DDC 363.5/0971.

Sample surveys of household facilities are taken in the spring of each year. Presents estimates of: heating, water, cooking and bathroom facilities; appliances like refrigerators, microwave ovens, washing machines and clothes dryers in Canadian homes. Also included are items such as telephones, radios, television sets, automobiles, etc. Recreation equipment, supplementary heating equipment and fuel, and questions on dwelling condition are included on a rotational basis, as are other household items. Includes data analysis, definitions, data quality and survey questionnaires.

Canada: \$27.00 per issue
Foreign: \$32.00 per issue

64-203

Building permits, annual summary. Annual. First issue 1966. Bilingual.
ISSN 0575-7975.
DDC 338.4/769/00971.

Annual summaries of data on the number and value of building permits issued in more than 1,600 Canadian municipalities. Data presented in similar form to those available in monthly publication 64-001. Includes data

COMMERCE, CONSTRUCTION, FINANCE AND PRICES

analysis and definitions.

Canada: \$53.00 per issue

Foreign: \$64.00 per issue

64-204

Mechanical trade contractors. Annual. First issue 1967. Bilingual.

ISSN 0835-1031.

DDC 338.4/76928/0971.

Analyzes the organization, output, labour characteristics, revenue, operating costs and capital expenditures by province or region of the mechanical contracting industry (including plumbing, wet and dry heating, air conditioning, sheet metal work, etc.). Presents summary statistics of balance sheet information and financial ratios. Includes notes on methodology, sample questionnaires and a table of reliability levels.

Canada: \$21.00 per issue

Foreign: \$25.00 per issue

64-205

Electrical trade contractors. Annual. First issue 1969. Bilingual.

ISSN 0835-104X.

DDC 338.4/762131/0971.

Principal statistics on electrical contractors performing work on all types of building and engineering construction. The data are provided by size group, Canada and provinces, by major type of construction, type of work and legal entity. Includes value of work performed, labour content, cost of materials used and other component items of the profit and loss statement. Selected balance sheet information and a series of financial ratios are also presented. Includes data analysis, definitions, survey questionnaire and bibliography.

Canada: \$21.00 per issue

Foreign: \$25.00 per issue

64-206

Highway, road, street and bridge contractors. Annual. First issue 1970. Bilingual.

ISSN 0835-1058.

DDC 338.4/7624/0971.

Principal statistics on general contractors primarily engaged in highway, road, street and bridge construction. The data are provided by size group, type of construction, labour content, sub-contracts, cost of materials used and other component items of the profit and loss statement. Selected balance sheet information and a series of financial ratios are also presented. Includes data analysis, definitions, methodology, survey questionnaire and bibliography.

Canada: \$21.00 per issue

Foreign: \$25.00 per issue

64-207

Non-residential general contractors and developers. Annual. First issue 1971. Bilingual.

ISSN 0835-1066.

DDC 338.4/769/00971.

Principal statistics on general contractors primarily engaged in non-residential building construction. The data are provided by size group, Canada and provinces, by type of work and by type of construction. Includes value of work performed by type of structure, labour content, sub-contracts, cost of materials and other component items of the profit and loss statement. Selected balance sheet information and a series of financial ratios are also presented. Includes data analysis, methodology, definitions, survey questionnaire and bibliography.

Canada: \$21.00 per issue

Foreign: \$25.00 per issue

64-208

Residential general contractors and developers. Annual. First issue 1973. Bilingual.

ISSN 0835-1074.

DDC 338.4/76908/0971.

Principal statistics on general contractors primarily engaged in residential building construction. The data are provided by size group, Canada and provinces, by type of work and type of construction. Includes value of work performed by type of structure, labour content, sub-contracts, cost of materials and other component items of the profit and loss statement. Selected balance sheet information and a series of financial ratios are also presented. Includes data analysis, definitions, methodology, survey questionnaire and bibliography.

Canada: \$21.00 per issue

Foreign: \$25.00 per issue

64-209

Heavy engineering contractors. Annual. First issue 1975. Bilingual.

ISSN 0835-1082.

DDC 338.4/7624/0971.

Principal statistics on general contractors primarily engaged in construction of heavy facilities such as electric power, waterworks and sewage, gas and oil, marine and other heavy projects. It includes value of work performed, labour content, sub-contracts, materials and other components of the profit and loss statement. Selected balance sheet information and a series of financial ratios are also presented. Includes data analysis, definitions, methodology, survey questionnaire and bibliography.

Canada: \$21.00 per issue

Foreign: \$25.00 per issue

COMMERCE, CONSTRUCTION, FINANCE AND PRICES

64-210

Special trade contractors. Annual. First issue 1975. Bilingual.

ISSN 0835-1090.

DDC 338.4/7624/0971.

Analyzes the organization, output, labour characteristics, revenue, operating costs and capital expenditures by province or region of 36 contracting trades, including wet heating, environment control, well drilling, tiling, siding and elevator installation. Includes brief notes on methodology, sample questionnaires, a table of reliability levels, data analysis and bibliography.

Canada: \$26.00 per issue

Foreign: \$31.00 per issue

64-601

Household facilities and equipment, 1977-1981 (revised estimates) / Statistics Canada, Consumer Income and Expenditure Division. 46 p. 28 cm. 1982. Bilingual.

ISBN 0-660-51980-1.

DDC 338.4/769/00971.

Survey estimates are revised when the latest Census of Canada data become available. The latest set of revisions, based on the 1981 Census affected the data collected in the years 1977-1981. All tables which appeared in catalogue 64-202 for these years have been revised and are presented in this report.

Price: Back Issue

INTERNATIONAL TRADE

65-001

Summary of Canadian international trade (H.S. based). Monthly. First issue, Jan. 1947. Bilingual.

ISSN 0828-1556.

DDC 382/.0971.

Contains a series of summary tables and charts showing monthly, quarterly and annual trade data (values, price indexes, volume indexes and constant dollars), seasonally adjusted on a Balance of Payments basis by principal trading areas and selected commodity groupings; unadjusted values on a Customs basis, current month and cumulative totals for three years, by country and commodity category; exports by province of origin and imports by province of clearance. Includes highlights and definitions.

Canada: \$17.30 per issue, \$173.00 annually

Foreign: \$20.80 per issue, \$208.00 annually



65-001P

Preliminary statement of Canadian international trade (H.S. based). Monthly. First issue, Mar. 1985. Bilingual.

ISSN 0828-1998.

DDC 382/.0971.

Monthly information bulletin releasing preliminary merchandise trade data in advance of regular international trade publications. This release presents a textual analysis of Canadian trade on a Balance of Payments basis. This text is supplemented by a series of summary tables, charts and graphics, as well as articles dealing with recent developments in methodology and in Canada's merchandise trade.

Canada: \$5.80 per issue, \$58.00 annually

Foreign: \$7.00 per issue, \$70.00 annually

65-003

Exports by country (H.S. based). Quarterly. First issue, Mar. 1944. Bilingual.

COMMERCE, CONSTRUCTION, FINANCE AND PRICES

ISSN 0703-0533.
DDC 382/.6/0971.

Presents domestic export trade data (values only) by country and commodity according to the Harmonized System (H.S.) at the two digit (chapter) level showing the latest quarter together with the cumulative year-to-date totals (distributed by province of origin).

Canada: \$78.75 per issue, \$315.00 annually
Foreign: \$94.50 per issue, \$378.00 annually

65-004

Exports by commodity (H.S. based). Monthly. First issue, Jan. 1944. Bilingual.

ISSN 0318-238X.
DDC 382/.6/0971.

Presents detailed export trade data, quantity and value (monthly and cumulative totals) by commodity and country according to the Harmonized System (H.S.) at the six digit level and summarized data by country, section (H.S.) and province of origin.

Canada: \$52.50 per issue, \$525.00 annually
Foreign: \$63.00 per issue, \$630.00 annually

65-006

Imports by country (H.S. based). Quarterly. First issue, Mar. 1944. Bilingual.

ISSN 0844-837X.
Incorrect ISSN (0318-2606) printed in the publication.
DDC 382/.5/0971.

Presents import trade data (values only) by country and commodity according to the Harmonized System (H.S.) at the two digit (chapter) level showing the latest quarter together with the cumulative year-to-date totals (distributed by province of clearance).

Canada: \$78.75 per issue, \$315.00 annually
Foreign: \$94.50 per issue, \$378.00 annually

65-007

Imports by commodity (H.S. based). Monthly. First issue, Jan. 1944. Bilingual.

ISSN 0318-2398.
DDC 382/.5/0971.

Presents detailed import trade data, quantity and value (monthly and cumulative totals) by commodity and country according to the Harmonized System (H.S.) at the six digit level of detail and summarized data by country, section (H.S.) and province of clearance.

Canada: \$52.50 per issue, \$525.00 annually
Foreign: \$63.00 per issue, \$630.00 annually

65-202

Exports, merchandise trade (H.S. based). Annual. First issue 1939. Bilingual.

ISSN 0844-8361.

Incorrect ISSN (0317-5375) printed in the publication.
DDC 382/.6/0971.

This publication provides detailed annual export data for the current year, quantity and value, by commodity and country according to the Harmonized System (H.S.) at the six digit level. It also includes summarized data by country and principal trading areas for 10 years; province of origin by country of destination (including U.S. states) and mode of transport for the current year and summary export groupings (SEG) by country for five years.

Canada: \$158.00 per issue
Foreign: \$190.00 per issue

65-203

Imports, merchandise trade (H.S. based). Annual. First issue 1939. Bilingual.

ISSN 0844-8353.

Incorrect ISSN (0317-5375) printed in the publication.
DDC 382/.5/0971.

This publication provides detailed annual import data for the current year, showing values only (free, dutiable and duty collected), by commodity and country according to the Harmonized System (H.S.) at the six digit level. It also includes summarized data by country of origin, country of consignment and principal trading areas for 10 years; province of clearance by country (including U.S. states) and mode of transport for the current year and summary import groupings (SIG) by country of origin for five years.

Canada: \$158.00 per issue
Foreign: \$190.00 per issue

65-503

Canadian international trading patterns / Statistics Canada, International Trade Division. 75 p. 28 cm. 1985. Bilingual.

ISBN 0-660-52869-X.
DDC 382/.0971.

This chartbook reviews Canada's trading relations with its principal partners between 1970 and 1984. Charts illustrate the highlights of this period, such as the declining importance of trade with Europe and the recent shift from trade deficits to surplus in the motor vehicle sector. It also includes a calendar of events that have had a major impact on Canada's trade with other countries.

Canada: \$25.00 per issue
Foreign: \$26.00 per issue

COMMERCE, CONSTRUCTION, FINANCE AND PRICES

INTERNATIONAL TRAVEL

66-001

International travel. Quarterly. First issue 1931. Bilingual.

ISSN 0838-3952.

DDC 338.4/79171/0464.

This report contains information by month for the past two years on a province of entry basis in the form of tables and graphs with analytical text summarizing the quarter. Mode of transportation and country of residence of visitors are also included. This report includes estimates of the travel account for the balance of payments both seasonally and not seasonally adjusted. Previously *Travel between Canada and other countries*.

Canada: \$36.75 per issue, \$147.00 annually

Foreign: \$40.50 per issue, \$162.00 annually

66-001P

International travel, advance information. Monthly. First issue, Apr. 1985. Bilingual. (Touriscope).

ISSN 0705-5269.

DDC 338.4/79171/0464.

This bulletin contains advance information monthly and year-to-date, on visitors entering Canada and on returning Canadian residents. It also includes an estimate of overnight trips by province of entry (visitors) and re-entry (Canadian residents). The bulletin is released 7 weeks following the reference period.

Canada: \$5.80 per issue, \$58.00 annually

Foreign: \$6.40 per issue, \$64.00 annually

66-201

International travel, travel between Canada and other countries. Annual. First issue 1920. Bilingual. (Touriscope).

ISSN 0317-6738.

DDC 338.4/79171/0464.

This report summarizes annual findings of travel to and from Canada in the form of tables, charts, maps and an analytical review. The publication provides a profile of international travellers by province/country of residence, area of destination, mode of transportation, purpose, length of stay, expenditures, age group and sex.

Canada: \$32.00 per issue

Foreign: \$35.00 per issue

BALANCE OF PAYMENTS AND INTERNATIONAL INVESTMENTS

67-001

Quarterly estimates of the Canadian balance of international payments. Quarterly. First issue 1953. Bilingual. (System of national accounts).

ISSN 0410-5788.

DDC 382.1/7/0971.

Presents Canada's transactions with non-residents on a quarterly basis. These transactions are grouped under two main accounts: the current account for merchandise, services, investment income and transfers; the capital account for borrowings and investments abroad. The transactions are distributed among six geographical areas (quarterly and annually) for the current and two previous years with comments on developments in the current quarter. The fourth quarter issue includes: more detailed breakdowns of some accounts, annual historical data for six geographical areas back to 1973 and, for total non-residents, from 1927.

Canada: \$26.25 per issue, \$105.00 annually

Foreign: \$31.50 per issue, \$126.00 annually

67-001P

Quarterly estimates of the Canadian balance of international payments. Quarterly. First issue, 2nd quarter 1980. Bilingual.

ISSN 0225-3763.

DDC 382.1/7/0971.

Advance release of the publication Catalogue 67-001. Presents Canada's transactions with all non-residents and with United States residents; includes highlights for the current quarter and data for the previous two years.

Canada: \$9.75 per issue, \$39.00 annually

Foreign: \$11.75 per issue, \$47.00 annually

67-002

Security transactions with non-residents. Monthly. First issue 1935. Bilingual.

ISSN 0702-6587.

DDC 332.6/73/0971.

Presents trading in Canadian and foreign bonds and stocks with non-residents. Trading in outstanding securities is presented on a monthly basis, while new issues and retirements are quarterly. Monthly gross and net transactions are presented with the United States, United Kingdom, Continental Europe, Japan and other countries by type of issue; data for the previous two years are included. Highlights are given for the current period. The December issue contains historical data and an annual review.

Canada: \$15.00 per issue, \$150.00 annually

Foreign: \$18.00 per issue, \$180.00 annually

COMMERCE, CONSTRUCTION, FINANCE AND PRICES

67-202

Canada's international investment position. Annual. First issue 1926/1967. Bilingual. (System of national accounts).

ISSN 0318-8868.

DDC 332.6/73/0971.

Presents the external financial position of Canada in terms of foreign investments in Canada and Canadian investments abroad at years-end. Contains detailed analysis by type of investments, by industry, by country. Analytical information is also provided on the relative position of both Canadian and foreign ownership and control of capital employed in Canada. Detailed data are provided for 8 years.

Canada: \$35.00 per issue

Foreign: \$42.00 per issue

67-202P

Canada's international investment position. Irregular. First issue 1978/1984. Last issue 1982/1985. Bilingual. **Discontinued.**

ISSN 0833-5125.

DDC 332.6/73/0971.

Preliminary release on foreign investments in Canada (liabilities) and Canadian investment abroad (assets), by broad category such as direct portfolio and other investments; by industry and by type of claims (bond, equity, bank loans, etc.); by absolute and relative amounts (ratios) concerning the countries of ownership and control of foreign capital in the Canadian industry, and of Canadian capital in foreign industries; on a seven year period. A detailed analysis of the current data and the major trends is also presented. Preliminary to publication 67-202.

Price: Out of Print

67-203

Canada's international transactions in services. Annual. First issue 1986/1987. Bilingual. (System of national accounts).

ISSN 0840-5859.

DDC 382.1/7/0971.

Presents international transactions in services: travel, freight and shipping, business services, government and other services. Business services are shown for five years in detail: receipts and payments for sixteen categories, by geographical area, by country of control, by industry and, for each category, whether or not the transaction is with foreign affiliates.

Canada: \$30.00 per issue

Foreign: \$36.00 per issue

67-509

Canadian imports by domestic and foreign controlled enterprises. Biennial. First issue 1978. Bilingual.

ISSN 0830-0097.

DDC 382.1/5/0971.

Comprehensive study of Canadian imports in which the country of control of each importing firm is identified. The relative degree of import orientation of foreign and Canadian-controlled firms operating in Canada has been measured by employing a ratio of a firm's imports to its sales. The degree to which foreign-controlled firms' imports were sourced from their home countries has also been analyzed. In addition, the study illustrates the degree of import concentration in Canada. Includes data analysis, methodology and bibliography.

Canada: \$25.00 per issue

Foreign: \$26.00 per issue

67-510

Canada's international trade in services, 1969 to 1984 / Statistics Canada, Balance of Payments, International and Financial Economics Division. (System of national accounts). 52 p. 28 cm. 1986. Bilingual.

ISBN 0-660-52885-1.

DDC 382.1/7/0971.

Provides an analysis of important trends in this sector over 15 years. The analytical text and 22 tables draw on data selected from six of 15 years from 1969 to 1984. Business services are covered extensively, with detailed information available for the first time for 1983 and 1984 - including regional and industrial breakdowns. Data are given for up to six geographical areas around the world and 16 categories such as consulting and professional services, royalties and computer services. The data also show whether or not transactions were carried out with affiliates abroad (e.g. Canadian subsidiaries with their foreign head offices).

Canada: \$15.00 per issue

Foreign: \$16.00 per issue

GOVERNMENT FINANCE

68-202

Consolidated government finance. Annual. First issue 1954. Last issue 1983. Bilingual. **Discontinued.**

ISSN 0575-8254.

DDC 336.71.

A consolidation of the revenue and expenditure transactions of federal, provincial and local governments in Canada. Also presents a separate consolidation of the

COMMERCE, CONSTRUCTION, FINANCE AND PRICES

revenue and expenditure transactions of provincial and local governments. Includes data analysis and bibliography.

Canada: \$25.00 per issue

Foreign: \$26.00 per issue

68-204

Local government finance, revenue and expenditure, assets and liabilities, actual. Annual.

First issue 1944. Bilingual.

ISSN 0703-2749.

DDC 336/.014/71.

Presents provincial and national aggregates of local government actual revenue and expenditure classified according to financial management series concepts. Also includes details of financial assets and liabilities and long-term debt. Includes definitions, data analysis, historical summary and bibliography.

Canada: \$26.00 per issue

Foreign: \$31.00 per issue

68-207

Provincial government finance, revenue and expenditure. Annual. First issue 1950. Bilingual.

ISSN 0575-9498.

DDC 336/.013/71.

Standardized data drawn from provincial public accounts provides forecasts of provincial government revenues by source and expenditure by function, with five-year summaries. Includes analyses of revenue sources and expenditures and federal-provincial fiscal agreements, explanatory notes and list of special funds included in the statistics of the report.

Canada: \$26.00 per issue

Foreign: \$31.00 per issue

68-209

Provincial government finance, assets, liabilities, source and application of funds. Annual. First issue 1950. Bilingual.

ISSN 0710-1023.

DDC 336/.013/71.

Analyses financial assets and liabilities of provincial and territorial governments by province. Analytical text, tables and charts are also featured as well as foreign borrowings, list of special funds and various financing techniques used by provincial governments. Historical data for the last ten years are included. The publication contains accurate information on the inter-provincial comparability of direct and guaranteed debt of provincial governments.

Canada: \$32.00 per issue

Foreign: \$38.00 per issue

68-211

Federal government finance, revenue and expenditure, assets and liabilities. Annual. First issue 1953. Bilingual.

ISSN 0575-8505.

DDC 336.71.

An analysis of federal government revenue and expenditure, assets, liabilities and surplus within the financial management concepts, providing functional, economic cross-classifications together with analysis of sources and uses of funds, transfers to other levels of government, special fund operations and bonded debt. Also provides a reconciliation of financial management revenue and expenditure to budgetary revenue and expenditure as per public accounts. Includes data analysis and bibliography.

Canada: \$26.00 per issue

Foreign: \$31.00 per issue

68-507E

The system of government financial management statistics. 158 p. 28 cm. 1984. E. and F.

ISBN 0-660-11577-8.

DDC 336.71.

Presents an operations manual for the Financial Management System of Government Statistics. It defines the scope and precise nature of data currently available for government financial transactions and the accounting concepts which underlie the data.

Canada: \$15.00 per issue

Foreign: \$16.00 per issue

EMPLOYMENT, UNEMPLOYMENT AND LABOUR INCOME

LABOUR FORCE

71-001

The labour force. Monthly. First issue, Nov. 1945. Bilingual.

ISSN 0380-6804.

DDC 331.11/0971.

Presents seasonally adjusted and unadjusted estimates of labour force, employment and unemployment, with unemployment and participation rates analyzed by selected geographic, demographic and occupational variables. Includes updates to historical series contained in 71-201, occasional special analyses and sample questionnaire, definitions, list of economic regions and bibliography.

Canada: \$17.00 per issue, \$170.00 annually

Foreign: \$20.40 per issue, \$204.00 annually

71-001P

Labour force information. Monthly. First issue, Oct. 1976. Bilingual.

ISSN 0708-3157.

DDC 331.11/0971.

Provides a series of summary tables for Canada, provinces and metropolitan areas as well as a brief commentary highlighting current developments in the Canadian labour force; preliminary to publication 71-001.

Canada: \$6.00 per issue, \$60.00 annually

Foreign: \$7.20 per issue, \$72.00 annually

71-201

Historical labour force statistics, actual data, seasonal factors, seasonally adjusted data. Annual. First issue 1953/1967. Bilingual.

ISSN 0703-2684.

DDC 331.11/0971.

Presents a selection of historical labour force statistics and related seasonal adjustment information. It also contains several hundred time series, derived from the monthly Labour Force Survey. Includes data analysis, definitions, data quality and survey questionnaires.

Canada: \$58.00 per issue

Foreign: \$70.00 per issue

71-202

Annual report of the Minister of Supply and Services Canada under the Corporations and Labour Unions Returns Act. Part II, Labour unions. Annual. First issue 1963. Bilingual.


ISSN 0228-345X.

DDC 331.88/0971.

Contains statistical summaries and analyses of labour union activity in Canada including organization and structure of the unions, male and female union membership, geographical location and industry of local unions, affiliations and union financial activity. The extent of the affiliation of organized labour in Canada with international unions is outlined.

Canada: \$32.00 per issue

Foreign: \$38.00 per issue



71-202S

Annual report of the Minister of Supply and Services Canada under the Corporations and Labour Unions Returns Act. Part II, Labour unions. Supplement. Annual. First issue 1970. Last issue 1985. Bilingual. **Discontinued.**

ISSN 0228-3468.

DDC 331.88/0971.

Contains supplementary information to 71-202.

Canada: \$35.00 per issue

Foreign: \$37.00 per issue

EMPLOYMENT, UNEMPLOYMENT AND LABOUR INCOME

71-204

Help-wanted index. Annual. First issue 1985. Last issue 1988. Bilingual. **Discontinued.**

ISSN 0828-1300.

DDC 331.12/4/0971.

This publication is an important indicator of economic change. The index shows labour demand from help-wanted ads placed by employers in the classified ad sections of 18 metropolitan newspapers from Newfoundland to British Columbia. Tables provide figures for the years 1962 to 1985 for a longer term perspective. In addition the publication contains raw and seasonally adjusted line graphs of the last eight years for Canada and five regions: the Atlantic provinces, Québec, Ontario, the Prairie provinces and British Columbia.

Canada: \$16.00 per issue

Foreign: \$19.00 per issue

71-205

Canada's women. Annual. First issue 1986. Bilingual.

ISSN 0835-846X.

DDC 331.4/0971.

This is one of the profile series presenting results from a new survey called the Labour Market Activity Survey (LMAS). The publication focuses on the characteristics of jobs held by female workers (full/part year; wage/salary; union membership; pension plan coverage) and their annual labour market employment and unemployment patterns in 1986.

Canada: \$11.00 per issue

Foreign: \$13.00 per issue

71-206

Canada's men. Annual. First issue 1986. Bilingual.

ISSN 0835-8478

DDC 331.11/0971

This is one of the profile series presenting results from a new survey called the Labour Market Activity Survey (LMAS). The publication focuses on the characteristics of jobs held by male workers (full/part year; wage/salary; union membership; pension plan coverage) and their annual labour market employment and unemployment patterns in 1986.

Canada: \$11.00 per issue

Foreign: \$13.00 per issue

71-207

Canada's youth. Annual. First issue 1986. Bilingual.

ISSN 0835-8486.

DDC 331.3/4/0971.

This publication presents data from the Labour Market Activity Survey on youth aged 16 to 24 years of age. It provides information on their labour force participation,

employment and unemployment, earnings as paid workers, durations of employment and unemployment and satisfaction with their level of employment during the year.

Canada: \$11.00 per issue

Foreign: \$13.00 per issue

71-208

Canada's older workers. Annual. First issue 1986. Bilingual.

ISSN 0835-8494.

DDC 331.3/94/0971.

This publication presents data from the Labour Market Activity Survey on older workers aged 45 to 69 years of age. It provides information on their labour force participation, employment and unemployment, earnings as paid workers, durations of employment and unemployment and satisfaction with their level of employment during the year.

Canada: \$11.00 per issue

Foreign: \$13.00 per issue

71-519 see 71-535 no. 2

71-529

Labour force annual averages, 1981-1988 / Statistics Canada, Household Surveys Division. 377 p. 28 cm. 1989. Bilingual.

ISBN 0-660-54218-8.

DDC 331.11/0971.

This publication provides annual averages for the years 1981 to 1988 of the tables contained in the monthly 71-001 revised to the latest census of population benchmark (1986). The tables contained in this publication have been redesigned in order to provide a greater range of data for the user.

Canada: \$64.00 per issue

Foreign: \$76.80 per issue

71-532 see 71-535 no. 3

71-533

Family characteristics and labour force activity, annual averages, 1977-1984 / Statistics Canada, Labour and Household Surveys Analysis Division. 131 p. 28 cm. 1986. Bilingual.

ISBN 0-660-52240-3.

DDC 331.12/0971.

Presents a set of tables which links the labour force activity of individuals to selected characteristics of the families to which they belong using annual average data from the Labour Force Survey. The accompanying text

EMPLOYMENT, UNEMPLOYMENT AND LABOUR INCOME

provides definitions of terms used followed by a description of the tables and technical notes related to the weighting and methodological limitations of the data.

Canada: \$33.00 per issue

Foreign: \$34.50 per issue

71-534

Women in the workplace : selected data / Statistics Canada, Target Groups Project. 78 p. 28 cm. 1987. Bilingual.

ISBN 0-660-53402-9.

DDC 331.4/0971.

The influx of women into the work force in the last 10 years has resulted in significant changes within Canadian society. The publication details such topics as education in relation to earnings, ratio of female to male income, and employment of women with children. Data, most recent as 1985, cover a 10-year period and are presented in 25 tables and six charts.

Canada: \$20.00 per issue

Foreign: \$21.00 per issue

71-535 no. 1

Labour market activity of disabled persons in Canada / by D. Gower. (Labour analytic report ; no. 1). 96 p. 28 cm. 1988. Bilingual.

ISBN 0-660-53420-7.

DDC 331.5/9/0971.

How likely is it that a disabled person will be active in the labour market? To what extent is this person's participation influenced by education and by degree of disability? Drawing upon data from the *Canadian Health and Disability Survey* conducted in October 1983 and June 1984, this report focuses on such labour market questions.

Canada: \$24.00 per issue

Foreign: \$25.00 per issue

71-535 no. 2

The decline of unpaid family work in Canada / by Doreen Duchesne. (Labour analytic report ; no. 2). 82 p. 28 cm. 1989. Bilingual.

ISBN 0-660-53436-3.

DDC 331.5/4/0971.

Documents the history and current standing of unpaid family work in Canada. More specifically, profiles the evolution of farm employment in Canada from the end of the 19th century to World War II; discusses post-war developments using historical Labour Force Survey data; and analyses the 1975-1987 period in detail using demographic and job-related estimates of unpaid workers in all industries with emphasis on those employed in agriculture. Contains historical and current data in tables and charts and some provincial estimates.

(Quote catalogue no. 71-519 when ordering.)

Canada: \$24.00 per issue

Foreign: \$25.00 per issue

71-535 no. 3

Results from a special survey of employers / by Gary L. Cohen. (Labour analytic report ; no. 3). 58 p. 28 cm. 1989. Bilingual.

ISBN 0-660-54210-2.

DDC 331.12/5/0971.

This study analyses data from the Survey of the Self-employed, a supplement to the November 1986 Labour Force Survey sponsored by Employment and Immigration Canada. It reports information about self-employed persons who provided paid employment to others during 1986, and about their businesses. The report describes the socio-economic and demographic characteristics of employers; it also includes data about business partners, the year established, the number and sex of paid employees, the work schedule and kind of work performed by these employees, and the maximum and minimum number of paid workers during the period January through November 1986. (Quote catalogue no. 71-532 when ordering.)

Canada: \$24.00 per issue

Foreign: \$29.00 per issue

71-536

Enterprising Canadians : the self-employed in Canada / by Gary L. Cohen. 200 p. 28 cm. 1988. Bilingual.

ISBN 0-660-53413-4.

DDC 331.12/5/0971.

This publication offers a comprehensive view of self-employment in Canada. Drawing on data from the Labour Force Survey and the Survey of Consumer Finances, the study provides a wealth of demographic and labour market facts on the self-employed. The report also highlights the dynamic role played by the self-employed in recent labour market developments.

Canada: \$40.00 per issue

Foreign: \$42.00 per issue

LABOUR FORCE ACTIVITY SECTION: RESEARCH SERIES

71-601 no. 31

Initial results from the 1981 survey of child care arrangements / Statistics Canada, Economic Characteristics Staff, Labour Force Activity Section. (Labour force research series ; no. 31). 49 p. 28 cm. 1982. Bilingual.

ISBN 0-660-51608-X.

DDC 362.7/12/0971.

EMPLOYMENT, UNEMPLOYMENT AND LABOUR INCOME

Contains the results of a Labour Force Survey supplementary survey on child care arrangements. The survey addresses the types of care arrangements used for pre-school-age and school-age children, the amount of time spent in non-parental care, the cost of such care, and parental perceptions regarding care arrangements used. Originally issued as 86-X-501. Includes data analysis, data quality, survey questionnaire, and code sheet.

Canada: \$5.00 per issue

Foreign: \$6.00 per issue

71-601 no. 32

Results from the absence from work surveys, 1978 to 1981 / Statistics Canada, Economic Characteristics Staff, Labour Force Activity Section. (Labour force research series ; no. 32). 49 p. 28 cm. 1982. Bilingual.

ISBN 0-660-51989-5.

DDC 331.25/762/0971.

Presents and analyzes selected results from the surveys concerning paid workers (employees) who were absent from work for a period of two or more consecutive weeks due to illness, accident or pregnancy at some time during the previous year. Originally issued as 71-X-503. Includes data analysis, notes, and survey questionnaire.

Canada: \$5.00 per issue

Foreign: \$6.00 per issue

71-601 no. 33

An overview of employment developments, 1980-1982 / Statistics Canada, Economic Characteristics Staff, Labour Force Activity Section. (Labour force research series ; no. 33). 36 p. 28 cm. 1983. Bilingual.

ISBN 0-660-52283-7.

DDC 331.12/5/0971.

Examines various aspects of labour market developments between 1980 and 1982. It includes discussions of yearly fluctuations in employment, the distribution of full and part-time employment, and average hours worked. Originally issued as 71-X-505. Includes data analysis, definitions, and survey questionnaire.

Canada: \$6.00 per issue

Foreign: \$7.20 per issue

71-601 no. 38

Hourly earnings data from the survey of 1981 work history / Statistics Canada, Economic Characteristics Division, Labour Force Activity Section. (Labour force research series ; no. 38). 87 p. 28 cm. 1984. Bilingual.

ISBN 0-660-52322-1.

DDC 331.2/971.

Presents hourly earnings data from the Survey of 1981

according to selected demographic characteristics (including age, sex and educational attainment) and selected job characteristics (such as unionization and full-time/part-time status). Originally issued as 71-X-509. Includes data analysis and survey questionnaire.

Canada: \$7.00 per issue

Foreign: \$8.40 per issue

71-601 no. 41

Supplementary measures of unemployment, an update / Statistics Canada, Economic Characteristics Division, Labour Force Activity Section. (Labour force research series ; no. 41). 42 p. 28 cm. 1984. Bilingual.

ISBN 0-660-52720-0.

DDC 331.13/74/0723.

Defines a number of supplementary unemployment rates that have been developed at Statistics Canada and describes their behaviour over time.

Canada: \$6.00 per issue

Foreign: \$7.20 per issue

71-601 no. 45

Self-employment in Canada / Statistics Canada, Labour and Household Surveys Analysis Division, Labour Force Activity Section. (Labour force research series ; no. 45). 33 p. 28 cm. 1985. Bilingual.

ISBN 0-660-52868-1.

DDC 331.12/5/0971.

Consists of two articles: the first deals with definitional and conceptual issues related to self-employment and presents an overview of trends over the 1979 to 1984 period; the second looks at self-employment in 1984 by age, sex and industry, and reviews changes in the characteristics of the self-employed during and after the recession. (Quote catalogue no. 71-582. when ordering.)

Canada: \$10.00 per issue

Foreign: \$11.00 per issue

71-603E

Proceedings of a Workshop on Demographic Trends and their Impact on the Canadian Labour Market / sponsored jointly by the Demography Division of Statistics Canada and the Employment and Immigration Analysis Directorate of Employment and Immigration Canada. 223 p. 28 cm. 1981. E. and F.

ISBN 0-660-11196-9.

DDC 304.6/0971.

Papers presented at the Workshop on Demographic Trends and Their Impact on the Canadian Labour Market, October 23, 1980, Ottawa. Includes seven papers and a list of participants.

Canada: \$6.00 per issue

Foreign: \$7.20 per issue

EMPLOYMENT, UNEMPLOYMENT AND LABOUR INCOME

EMPLOYMENT AND EARNINGS

72-002

Employment, earnings and hours, preliminary data. Monthly. First issue, Dec. 1922. Bilingual.
ISSN 0380-6936.
DDC 331.12/5/0971.

Provides detailed industrial and geographical data on employment, average weekly earnings, hours and hourly earnings by types of employees for firms of all sizes and take-all firms. Includes monthly highlights and summary statistics, a concepts and methods section and notes to users on data revisions and upcoming changes to the survey.

Canada: \$38.50 per issue, \$385.00 annually
Foreign: \$46.00 per issue, \$462.00 annually

72-004

Federal government employment. Quarterly. First issue, Apr. 1952. Bilingual.
ISSN 0575-8491.
DDC 331.12/5135471.

Analyzes employment and payroll by month of federal government employees by province of work, occupational category, department and function and by province of work for employees of federal government enterprises. Includes data analysis, methodology; list of special funds, and government enterprises; classification by function; glossary and bibliography.

Canada: \$23.00 per issue, \$92.00 annually
Foreign: \$27.50 per issue, \$110.00 annually

72-005

Estimates of labour income. Quarterly. First issue, Jan. 1946/June 1947. Bilingual.
ISSN 0318-9007.
DDC 331.2/971.

Monthly estimates of wages and salaries and supplementary labour income on an unadjusted and seasonally adjusted basis by industry for Canada and the provinces, with annual totals for the last five years. Includes data analysis, methodology and bibliography.

Canada: \$18.00 per issue, \$72.00 annually
Foreign: \$21.50 per issue, \$86.00 annually

72-007

Provincial and territorial government employment. Quarterly. First issue, Oct. 1959. Bilingual.
ISSN 0825-9224.
DDC 331.12/5135471.

Number and earnings of provincial government employees, full-time and other, by function for departmental services; summary information for provincial institutions of higher learning, provincial government enterprises, and workmen's compensation boards. Includes data analysis, methodology, glossary, list of special funds and government enterprises by province, and bibliography.

Canada: \$17.25 per issue, \$69.00 annually
Foreign: \$20.75 per issue, \$83.00 annually

72-009

Local government employment. Quarterly. First issue, Jan./Mar. 1967. Bilingual.
ISSN 0703-7392.
DDC 331.12/51352071.

Employment and payrolls of municipal governments by province, metropolitan areas, major urban areas, and population group. Includes data analysis, methodology; list of local government entities, metropolitan areas and components; glossary and bibliography.

Canada: \$12.00 per issue, \$48.00 annually
Foreign: \$14.50 per issue, \$58.00 annually

72-205

Federal government employment in metropolitan areas. Annual. First issue 1961. Bilingual.
ISSN 0527-5148.
DDC 331.12/5135471.

An analysis of the number and regular payroll estimates of federal government employees by department, sex and occupation category within each of the census metropolitan areas during the month of September each year. Also includes a list of the census metropolitan areas and their components and a glossary of principal terms.

Canada: \$24.00 per issue
Foreign: \$25.00 per issue

72-208

Work injuries. Annual. First issue 1983/1985. Bilingual.
ISSN 0835-233X.
DDC 363.1/1/0971.

Provides information on work related injuries and illnesses in Canada. The data are tabulated by province, nature of injury, source of injury, type of accident and part of body injured. In addition, these statistics are related to the sex, age and occupation of the injured worker, and the industry of his or her employer.

Canada: \$23.00 per issue
Foreign: \$28.00 per issue

EMPLOYMENT, UNEMPLOYMENT AND LABOUR INCOME

UNEMPLOYMENT INSURANCE

73-001

Unemployment insurance statistics. Monthly. First issue, Feb./June 1942. Bilingual.

ISSN 0829-1098.

DDC 368.4/4/00971.

Presents data on unemployment insurance: estimates of the insured population; claims received; claims allowed; final beneficiary counts; weeks and amount of benefit; disqualifications and disentitlements.

Canada: \$13.70 per issue, \$137.00 annually

Foreign: \$16.40 per issue, \$164.00 annually

73-201

Annual report, benefit periods established and terminated under the Unemployment Insurance Act. Annual. First issue 1942. Bilingual.

ISSN 0707-0292.

DDC 368.4/4/00971.

Presents data on unemployment insurance: contributors, beneficiaries (unduplicated count); benefit periods established; benefit periods terminated. Includes data analysis, methodology, data quality, definitions and bibliography.

Canada: \$30.00 per issue

Foreign: \$31.00 per issue

73-202S

Unemployment insurance statistics, annual supplement. Annual. First issue 1985. Bilingual.

ISSN 0828-3176.

DDC 368.4/4/00971.

Provides information on the development of the Canadian Unemployment Insurance Program, the technical notes for the monthly report, and historical statistics (a few series showing data commencing with the Unemployment Insurance Program in the early 1940s). The unemployment insurance statistics time series published in the annual supplement includes data on the number of claims for benefits received, the number of benefit weeks paid, total benefit disbursements, average weekly payments, the number of disqualifications and the number of beneficiaries. Where applicable, the data are detailed by sex, type of benefit, month and province. In addition, the annual supplement

features complementary statistics, including wages and salaries paid in Canada, maximum and average weekly unemployment insurance benefits expressed in current and 1981 dollars, average weekly earnings, and the number of unemployed by region as measured by the Labour Force Survey.

Canada: \$38.00 per issue

Foreign: \$46.00 per issue

EMPLOYEE BENEFIT PLANS

74-001

Quarterly estimates of trustee pension funds.

Quarterly. First issue, Jan. 1973. Bilingual.

ISSN 0700-205X.

DDC 331.25/2/0971.

Provides estimates for Canada of the income, expenditures and asset portfolios of trustee pension funds. The series began with the first quarter of 1970. It provides advance estimates of the principal statistics of the annual survey of trustee pension funds (74-201). Also includes data analysis.

Canada: \$10.50 per issue, \$42.00 annually

Foreign: \$12.50 per issue, \$50.00 annually

74-201

Trustee pension funds, financial statistics. Annual.

First issue 1958. Bilingual.

ISSN 0835-4634.

DDC 331.25/2/0971.

This publication presents information on the income, expenditure and assets of all trustee pension funds in Canada in both the public and private sectors. Data are presented at the Canada level. The publication contains an analysis of the funds based on the size of the fund, the number of members and the type of benefit and trust arrangement. It is a continuation of a series of reports produced since 1957. As a single pool of investment capital in Canada, these funds are surpassed in size only by the aggregate reserves held by the chartered banks.

Canada: \$37.00 per issue

Foreign: \$44.00 per issue

EMPLOYMENT, UNEMPLOYMENT AND LABOUR INCOME

74-401

Pension plans in Canada. Biennial. First issue 1970. Bilingual.

ISSN 0701-5488.

DDC 331.25/2/0971.

Included in this study are all occupational pension plans sponsored by employers in both the public and private sectors. Information is presented on male and female membership, labour force coverage, eligibility conditions, contribution and benefit rates, retirement ages, contributions paid into the plans and vesting and indexing provisions. Also included are two special sections on recipients of pension benefits and contributors to RRSPs.

Canada: \$35.00 per issue

Foreign: \$42.00 per issue

LABOUR ANALYSIS AND EMPLOYMENT ISSUES

75-001E

Perspectives on labour and income. Quarterly. First issue Summer 1989.

ISSN 0840-8750.

DDC 331.1/0971.

Each quarter this publication brings together and analyzes a wide range of data. Five articles in each issue follow recent labour market trends as well as current income and wealth issues. Among topics covered in the first few issues are the growing regional disparities in unemployment, today's youth in the labour market, maternity leave trends, women and unionization, the Canadian automobile industry, immigrant workers and vacation patterns. The publication also devotes a section to news on products, surveys and research projects, and ten pages of labour and income indicators by province.

Canada: \$12.50 per issue, \$50.00 annually

Foreign: \$15.00 per issue, \$60.00 annually

EDUCATION, CULTURE, HEALTH AND WELFARE

EDUCATION

81-002

Education statistics bulletin. Irregular. First issue, Oct. 1979. Bilingual.

ISSN 0826-8258.

DDC 370/.971.

Provides advance and timely information on education in Canada and the provinces. Includes data on enrolment, instructional staffs and finance, for all levels of education.

Canada: \$4.70 per issue, \$47.00 annually

Foreign: \$5.60 per issue, \$56.00 annually

81-204

Universities, enrolment and degrees. Annual. First issue 1949/50. Bilingual.

ISSN 0706-3652.

DDC 378.71.

Presents data on undergraduate and graduate enrolment, full-time and part-time, and on degrees, diplomas and certificates granted in the Canadian universities. Data highlights cover foreign students by country of citizenship. Included also are data analysis, notes and bibliography.

Canada: \$26.00 per issue

Foreign: \$31.00 per issue

81-208

Financial statistics of education. Annual. First issue 1954/56. Bilingual.

ISSN 0703-9328.

DDC 379.1/1/0971.

Presents financial statistics on all levels of education and on vocational training and related cultural activities. Includes data analysis, definitions, survey methodology, and bibliography.

Canada: \$37.00 per issue

Foreign: \$44.00 per issue

81-210

Elementary-secondary school enrolment. Annual. First issue 1958/59. Bilingual.


ISSN 0704-6596.

DDC 371.2/19/71.

Presents statistics of enrolment in elementary and secondary schools in Canada, and includes data for provincial public school systems, private schools and schools operated under the auspices of the Government of Canada. Includes data analysis and bibliography.

Canada: \$25.00 per issue

Foreign: \$30.00 per issue



81-219

Tuition and living accommodation costs at Canadian universities. Annual. First issue 1965/66. Bilingual.

ISSN 0318-2991.

DDC 378/38/0971.

Data on typical tuition and other academic fees and living accommodation costs at university operated residences. Information sources for careers and financial aid, data analysis and a list of institutions with mailing addresses are also included.

Canada: \$21.00 per issue

Foreign: \$25.00 per issue

81-220

Advance statistics of education. Annual. First issue 1967/68. Bilingual.

ISSN 0575-786X.

DDC 370/.971.

Provides a brief summary of basic education statistics: number of educational institutions, teaching staff and enrolment for all three levels; number of graduates at

EDUCATION, CULTURE, HEALTH AND WELFARE

post-secondary levels; and global estimates of expenditures on education by sources of funds. These data are estimates.

Canada: \$21.00 per issue

Foreign: \$25.00 per issue

81-222

Community colleges and related institutions, postsecondary enrolment and graduates. Annual.

First issue 1969/70. Bilingual.

ISSN 0832-6657.

DDC 378.71.

Presents data on full-time students of the community college system in Canada: enrolment, graduation and distribution. Data analysis and bibliography included.

Canada: \$26.00 per issue

Foreign: \$31.00 per issue

81-229

Education in Canada, a statistical review. Annual.

First issue 1973. Bilingual.

ISSN 0706-3679.

DDC 370/.971.

Deals with all levels of education, providing figures and background information on institutions, teachers and students, and also on financial expenditures for Canada and the provinces. Analyses the nature of the growth in education, and provides data on the educational attainment of the population and of the labour force. Includes bibliography.

Canada: \$48.00 per issue

Foreign: \$58.00 per issue

81-241

Teachers in universities. Annual. First issue 1971/72. Bilingual.

ISSN 0707-9737.

DDC 331.12/5137812/0971.

Presents statistics on the population and salaries of full-time teachers in Canadian universities with highlights into three sections: salaries, ages and qualifications. Includes data analysis, bibliography, list of universities and colleges by province.

Canada: \$26.00 per issue

Foreign: \$31.00 per issue

81-254

Educational staff of community colleges and vocational schools. Annual. First issue 1976/77. Bilingual.

ISSN 0706-2990.

DDC 331.12/5137812/0971.

Presents data on educational staff (teaching and

administrative) in community colleges and vocational schools. Includes lists of institutions surveyed by province, location and personnel; definitions and data analysis.

Canada: \$25.00 per issue

Foreign: \$26.00 per issue

81-257

Minority and second language education, elementary and secondary levels. Annual. First issue 1975/76/1976/77. Bilingual.

ISSN 0706-3717.

DDC 371.97/00971.

Data on enrolment and participation rates for second language education programs in public schools, at elementary and secondary levels in Canada. Time series analysis with 1970-71 as base. Data analysis, definitions and bibliography included.

Canada: \$25.00 per issue

Foreign: \$30.00 per issue

81-258

Salaries and salary scales of full-time teaching staff at Canadian universities. Annual. First issue 1979/1980. Bilingual.

ISSN 0225-3682.

DDC 331.2/04137812/0971.

Presents salary statistics (averages, medians and percentiles) and salary scales of university teachers by ranks and by institution. Data are included for all institutions with teaching staff of 30 or more that have authorized Statistics Canada to release their data. This publication appears in three editions: the preliminary edition (81-258P), the supplementary edition (81-258S), and the final edition (81-258), which contains all the data from the first two editions as well as any additional information.

Canada: \$21.00 per issue

Foreign: \$25.00 per issue

81-258P

Salaries and salary scales of full-time teaching staff at Canadian universities. Annual. First issue 1979/80. Bilingual.

ISSN 0225-3690.

Incorrect ISSN (0225-3704) printed in this publication.

DDC 331.2/04137812/0971.

The preliminary edition of 81-258 only contains information on those institutions that made their data available at the time of publication. Included are notes, bibliography and a list of institutions.

Canada: \$21.00 per issue

Foreign: \$25.00 per issue

EDUCATION, CULTURE, HEALTH AND WELFARE

81-258S

Salaries and salary scales of full-time teaching staff at Canadian universities. Annual. First issue 1979/80. Bilingual.

ISSN 0225-3704.

DDC 331.2/04137812/0971.

The supplementary edition of 81-258 contains information that was not available when the preliminary edition was released.

Canada: \$21.00 per issue

Foreign: \$25.00 per issue

81-259

Postgraduation plans of Ph.D. graduates. Annual. First issue 1981. Last issue 1984 and 1985. Bilingual. **Discontinued.**

ISSN 0714-7961

DDC 331.11/0971.

Presents statistical information on the socio-economic characteristics of doctoral degree recipients, their employment status, their post-graduation plans, expected work activities, expected income and migration, with data analysis included.

Price: Out of Print

81-260

University finance, trend analysis. Annual. First issue 1972/73/1981/82. Bilingual.

ISSN 0829-7177.

DDC 379.1/18/0971.

Presents a 10-year financial analysis of all Canadian universities: expenditures, incomes and relevant financial ratios. Includes charts, data analysis, and bibliography.

Canada: \$37.00 per issue

Foreign: \$44.00 per issue

81-261

International student participation in Canadian education. Annual. First issue 1987. Bilingual.

ISSN 0840-7150.

DDC 371.8/2.

This publication provides summary data on students from other countries studying in Canada. The report highlights their country of origin, where they study, their level of studies, the geographic and economic regions of the world they represent and the number receiving Official Development Assistance from Canada. It also compares characteristics of international university students with those of their Canadian counterparts.

Canada: \$19.00 per issue

Foreign: \$23.00 per issue

81-560

Decade of education finance. Irregular. First issue 1960/1969. Bilingual.


ISSN 0827-0090.

DDC 379.1/1/0971.

Provides historical data and analysis of financial statistics for the Canadian educational system. Expenditures are shown as related to selected socio-economic indicators, and by functional area: instruction, administration, maintenance. Revenues are presented by source of funds: governments at all levels, fees, etc. Includes definitions.

Price: Back Issue

HEALTH REPORTS



EDUCATION, CULTURE, HEALTH AND WELFARE

82-003

In August 1989, Statistics Canada introduced a new publication on Canada's constantly evolving health field - *Health Reports*.

This new quarterly publication is the result of extensive research with current readers of Statistics Canada health publications. The new health report responds to the needs and concerns of our users. It offers convenient access to essential data addressing many topical areas of the health field in Canada.

Health Reports combines several existing health publications into a single comprehensive and easy-to-read journal-style report. Issued four times a year, *Health Reports* incorporates the best and most widely used features found in previous health publications. With more than 90 pages of concise text, distinctive charts and easy-to-read tables, *Health Reports* contains the incisive analysis and key statistics needed.

Each issue of *Health Reports* will feature:

- an up-to-date list of recently released databases and publications
- highlights of newly released data
- analytical feature articles that support your understanding of statistical information
- directions on how to obtain specialized tabulations and custom data services directly from the Health Division of Statistics Canada

Every edition of *Health Reports* will present notable statistics and informative feature articles designed to save time and effort in research activities.

The cost of a subscription to *Health Reports* is \$100.00 in Canada, \$120.00 in other countries.

The same series of specialized statistical tables found in the discontinued publications will be available *directly* from Statistics Canada's Health Division for between \$10.00 and \$50.00 each. To order tables contact: Renée Bourbonnais (613) 951-1637, Health Division, Statistics Canada, Ottawa, Ontario K1A 0T6. Cheque or money order should be made payable to the Receiver General for Canada in Canadian funds or equivalent.

Canada: \$25.00 per issue, \$100.00 annually
Foreign: \$30.00 per issue, \$120.00 annually

PUBLIC HEALTH

82-206

Hospital morbidity. Annual. First issue 1966. Last issue, 1983/84 and 1984/85. Bilingual. **Discontinued.**
ISSN 0575-8742.

DDC 362.1/1/0971.

Counts of cases separated from all general and allied special hospitals in Canada, and number of days of hospital care given to these cases, by the detailed list of

three-digit categories of the International Classification of Diseases. Historical statistics to 1960 are also available. Included also are data analysis, methodology, definitions and bibliography.

Price: Out of Print

82-207

Cancer in Canada. Annual. First issue 1970. Last issue 1983. Bilingual. **Discontinued.**

ISSN 0227-1788.

DDC 614.5/9994/00971.

New cancer cases diagnosed and reported to provincial tumor registries. The system provides a large base of information for the study of variations in cancer incidence by personal characteristics and geographic region and to allow the monitoring of trends in cancer incidence over time. Included are history, data analysis, data sources, glossary and bibliography.

Canada: \$35.00 per issue

Foreign: \$36.50 per issue

82-208

Surgical procedures and treatments. Annual. First issue 1969. Last issue, 1981/82/1982/83. Bilingual. **Discontinued.**

ISSN 0317-3720.

DDC 362.1/97/0971.

Counts of primary surgical procedures in general and allied hospitals. Includes data analysis, definitions, methodology and Canadian Classification Procedure and the Corresponding Canadian Procedure Short List, and bibliography.

Canada: \$35.00 per issue

Foreign: \$36.50 per issue

82-211

Therapeutic abortions. Annual. First issue 1972. Last issue 1986. Bilingual. **Discontinued.**

ISSN 0700-138X.

DDC 363.4/6/0971.

This report includes therapeutic abortion cases reported by the 10 provinces and the Yukon Territory, therapeutic abortions to residents of reporting provinces, abortion rates per 100 live births by provinces and quarters; comparative figures of therapeutic abortions and abortion rates per 100 live births, and information relating to selected demographic, social and medical items of information for therapeutic abortions cases.

Canada: \$25.00 per issue

Foreign: \$26.00 per issue

EDUCATION, CULTURE, HEALTH AND WELFARE

82-212

Tuberculosis statistics, morbidity and mortality. Annual. First issue 1973. Last issue 1986. Bilingual. **Discontinued.**

ISSN 0708-4277.

DDC 614.5/9995/00971.

Admissions, discharges and deaths of patients during the year and patients in institutions at the end of the year, classified by medical, social and personal characteristics; anti-tuberculosis activities and historical tables. Includes definitions, source of data, and bibliography.

Canada: \$13.00 per issue

Foreign: \$14.00 per issue

82-542E

Canadian women, profile of their health / by Louise Lapierre. 61 p. 28 cm. 1984. E. and F.

ISBN 0-660-11571-9.

DDC 362.1/09711.

Examines the state of women's health in Canada, and how it is affected by socio-economic and demographic factors. Includes analysis, sources and limitations of the data and bibliography.

Price: Out of Print

82-544

Cardio-vascular disease in Canada / by E. Nicholls, C. Nair, L. MacWilliam, J. Moen and Y. Mao. 181 p. 28 cm. 1986. Bilingual.

ISBN 0-660-52905-X.

DDC 616.1/2/00971.

This publication is the first comprehensive report in 15 years, about health risk number one. Its 182 pages and 25 illustrative charts review major causes of death in Canada to put heart disease in context. Then, the causes of heart disease are examined in detail (heart attack, stroke, diseases of the arteries, ischemic heart disease, etc.). A look at hospital discharge rates is also included. The study also gives a global perspective, comparing Canada with other industrialized countries like the U.S., Switzerland and Japan.

Canada: \$30.00 per issue

Foreign: \$31.50 per issue

82-545E

Canadian youth : perspectives on their health / by Louise Lapierre and Hélène Aylwin. 91 p. 28 cm. 1985. E. and F.

ISBN 0-660-11707-X.

DDC 613/.0433/0971.

The report was prepared to mark the occasion of International Youth Year. It examines recent trends and levels of lifestyle habits, fertility, health status and health care utilization among the Canadian population aged 15

to 24. The report is compiled from a wide range of data sources and presents many provincial breakdowns. Includes data quality, data analysis and bibliography.

Canada: \$16.00 per issue

Foreign: \$17.00 per issue

82-546

Therapeutic abortions, Canada. Annual. First issue 1983. Bilingual.

ISSN 0828-881X.

DDC 363.4/6/0971.

Contains information on therapeutic abortions performed in Canada authorized under Section 18, Criminal Law Amendment Act. Provides the numbers and rates of therapeutic abortions for the provinces and the territories, a list of hospitals with therapeutic abortion committees and selected medical and demographic characteristics of women obtaining therapeutic abortions.

Canada: \$7.00 per issue

Foreign: \$8.00 per issue

82-555E

Report of the Canadian Health and Disability Survey, 1983-1984. 108 p. 28 cm. 1986. E. and F.

ISBN 0-660-11966-8.

DDC 305.9/0816/0971.

Summarizes the findings of detailed health and disability surveys carried out by Statistics Canada in 1983 and 1984. Presents data on: demographics (e.g., urban or rural residency), types of disability, causes of disability (e.g., circulatory, lower limbs), use of aids and prostheses, socio-economic disadvantage, and disabled children.

Canada: \$15.00 per issue

Foreign: \$16.50 per issue

82-562E

Canadian classification of diagnostic, therapeutic and surgical procedures / Statistics Canada, Health Division, Nosology Reference Centre. 2nd print. [with corrections and additions]. 604 p. 24 cm. 1986. E. and F.

ISBN 0-660-11938-2.

DDC 616/.0012.

The new, revised issue of *Canadian classification of diagnostic, therapeutic and surgical procedures* published in 1986, lists 99 categories of procedures and their standard classification code numbers. The 604 page manual covers procedures from appendectomies to x-rays; information is arranged in chapters by major category and then broken into multiple sub-categories. An alphabetical index is included.

Canada: \$30.00 per issue

Foreign: \$40.00 per issue

EDUCATION, CULTURE, HEALTH AND WELFARE

82-563E

Highlights from the Canadian Health and Disability Survey, 1983-1984 / Statistics Canada, Health Division. 38 p. 28 cm. 1985. E. and F.

ISBN 0-660-11874-2.

DDC 305.9/0816/0971.

This preliminary report presents tabulations showing the levels and socio-demographic correlates of disability in the Canadian population aged 15 and over, based on data from a household sample survey conducted in October 1983 and June 1984. The estimates are based on a sample of 65,800 households representing 126,698 individuals. Also available on tape under reference 82-5637.

Canada: \$7.00 per issue

Foreign: \$8.00 per issue

82-565

Atlas of cancer mortality in British Columbia, 1956-1983 / Pierre R. Band, John J. Spinelli, Richard P. Gallagher, William J. Threlfall, Vincent T.Y. Ng., Mary L. McBride, T. Gregory Hislop, Andrew J. Coldman. 103 p. 28 cm. 1989. Bilingual.

ISBN 0-660-53411-8.

DDC 912/.161699409711.

During the period 1956 to 1983, a total of 52,891 men and 40,708 women died in British Columbia as a result of cancer. The *Atlas* presents these deaths by 24 major organ systems and geographically by 75 school districts. Mortality for each type of cancer for each school district is compared to the provincial mortality rate for each type of cancer. The results of these comparisons are depicted on maps. The *Atlas* also contains a discussion of major risk factors for each type of cancer presented. It will be a useful addition to reference material for public health workers and educators.

Canada: \$35.00 per issue

Foreign: \$36.00 per issue

PROFILE SERIES, HEALTH AND ACTIVITY LIMITATION SURVEY

This series features data for the ten provinces and two territories with approximately 225 subprovincial, subterritorial areas, from the Health and Activity Limitation Survey, a comprehensive survey of disabled persons conducted in 1986 and 1987.

82-603 to 82-614

Subprovincial/subterritorial data / Health and Activity Limitation Survey. 12 v. 28 cm. 1989. Bilingual.

DDC 305/.90816/0971.

These publications, consisting of one publication for each province and territory in Canada, presents a statistical profile of the disabled population residing in households. Included in this profile are selected demographic data from the 1986 Census of Canada as well as information on the nature and severity of the disability, the barriers encountered in education, employment, accommodation, transportation and leisure activities, the type of technical aids used or needed and any out-of-pocket expenses and income as a result of the health condition.

82-603 Newfoundland. 103 p. ISBN 0-660-53445-2.

Canada: \$26.00 per issue

Foreign: \$31.00 per issue

82-604 Prince Edward Island. 105 p.

ISBN 0-660-53446-0.

Canada: \$26.00 per issue

Foreign: \$31.00 per issue

82-605 Nova Scotia. 121 p. ISBN 0-660-53447-9.

Canada: \$26.00 per issue

Foreign: \$31.00 per issue

82-606 New Brunswick. 121 p. ISBN 0-660-53448-7.

Canada: \$26.00 per issue

Foreign: \$31.00 per issue

82-607 Québec. 155 p. ISBN 0-660-53449-5.

Canada: \$30.00 per issue

Foreign: \$36.00 per issue

82-608 Ontario. 179 p. ISBN 0-660-54200-5.

Canada: \$30.00 per issue

Foreign: \$36.00 per issue

82-609 Manitoba. 89 p. ISBN 0-660-54201-3.

Canada: \$26.00 per issue

Foreign: \$31.00 per issue

82-610 Saskatchewan. 105 p. ISBN 0-660-54202-1.

Canada: \$26.00 per issue

Foreign: \$31.00 per issue

82-611 Alberta. 107 p. ISBN 0-660-54204-8.

Canada: \$26.00 per issue

Foreign: \$31.00 per issue

82-612 British Columbia. 107 p.

ISBN 0-660-54203-X.

Canada: \$26.00 per issue

Foreign: \$31.00 per issue

82-613 Yukon. 91 p. ISBN 0-660-54205-6.

Canada: \$26.00 per issue

Foreign: \$31.00 per issue

82-614 Northwest Territories. 91 p.

ISBN 0-660-54206-4.

Canada: \$26.00 per issue

Foreign: \$31.00 per issue

EDUCATION, CULTURE, HEALTH AND WELFARE

HOSPITALS AND HEALTH MANPOWER

83-002

Quarterly hospital information system, hospital indicators. Quarterly. First issue Jan./Dec. 1977. Last issue, Apr. 87/Mar. 1988. Bilingual. **Discontinued.**

ISSN 0829-1764.

DDC 362.1/1/0971.

Participating hospitals received reports containing utilization and cost indicators. This publication presents some 32 of these indicators in a format that allows comparison of hospitals grouped according to type and size and province. Summary statistics for these hospital groupings include arithmetic mean, standard deviation and quartiles.

Canada: \$25.00 per issue, \$100.00 annually

Foreign: \$30.00 per issue, \$120.00 annually

83-201

List of Canadian hospitals. Annual. First issue 1942. Last issue 1987. Bilingual. **Discontinued.**

ISSN 0831-7313.

DDC 362.1/1/02571.

List of hospitals operating during the year in each province by category (public, private or federal), type, ownership and capacity.

Price: Out of Print

83-204

Mental health statistics. Annual. First issue 1932. Last issue, 1982/83/1983/84. Bilingual. **Discontinued.**

ISSN 0828-7066.

Incorrect ISSN (03808-6510) printed in this publication.

DDC 362.2/0971.

This report provides statistical information on the medical and demographic characteristics of psychiatric patients separated from psychiatric hospitals and general hospitals during the fiscal year. Includes terminology, description and limitation of the data, and bibliography.

Price: Out of Print

83-217

Hospital statistics, preliminary annual report. Annual. First issue 1961. Last issue 1986/87. Bilingual. **Discontinued.**

ISSN 0381-8802.

DDC 362.1/1/0971.

Includes number of hospitals, approved beds, patient days during the year, separations and paid hours of work in reporting general and allied special hospitals. Operating expenditures are available only for public hospitals. Also contains utilization ratios such as

percentage ratios, occupancy, average length of stay, paid hours per patient-day and percentage distribution of operating expenditures and cost per patient-day. Includes questionnaire, glossary, and data highlights.

Canada: \$25.00 per issue

Foreign: \$26.00 per issue

83-221

List of residential care facilities in Canada. Annual. First issue 1974. Last issue 1987. Bilingual. **Discontinued.**

ISSN 0831-7321.

DDC 362.1/6/02571.

This publication provides the names and addresses of residential care facilities listed by province and alphabetically according to municipality. These include facilities for the aging population, physically and mentally handicapped, mentally retarded, emotionally disturbed children, treatment centres for alcohol and drug problems, homes for delinquents, transients and others.

Canada: \$31.00 per issue

Foreign: \$32.00 per issue

83-226

Nursing in Canada. Annual. First issue 1975. Last issue 1987. Bilingual. **Discontinued.**

ISSN 0384-2592.

DDC 610.73/06/90971.

Nursing in Canada is a collaborative undertaking by the Canadian Nurses Association, who published this title between 1979 and 1985, and Statistics Canada. The publication includes a description of the socio-economic characteristics of Registered Nurses in Canada, an account of nursing education programs, enrolments, graduations and the distribution of nurse educators in community colleges, hospitals and university schools of nursing.

Canada: \$15.00 per issue

Foreign: \$18.00 per issue

83-232

Hospital annual statistics. Annual. First issue 1976. Last issue 1984/85. Bilingual. **Discontinued.**

ISSN 0228-5142.

DDC 362.1/1/0971.

Data on public, private and federal general and allied special hospitals: number of facilities and approved bed complement by province, type of hospital, service and size; movement of patients; laboratory, radiology, diagnostic and therapeutic services; administrative and support services; personnel and paid hours of work; and operating income and expenditures for public hospitals. Includes methodology, data items, definitions and bibliography.

Price: Out of Print

EDUCATION, CULTURE, HEALTH AND WELFARE

83-233

Annual return of hospitals, hospital indicators. Annual. First issue 1982/83. Last issue 1984/85. Bilingual. **Discontinued.**

ISSN 0829-5069.
DDC 362.1/1/0971.

The indicators in this report have been calculated using data from the Annual Return of Hospitals, a census of general and allied special hospitals in Canada. The indicators provide a picture of hospital utilization, workload and costs, broken down by province and hospital type and size: the mean, standard deviation, first and third quartiles are calculated for each indicator.

Canada: \$35.00 per issue
Foreign: \$40.00 per issue

83-234

Canadian workload measurement system - laboratory. Irregular. First issue 1982/83. Last issue 1986/87. Bilingual. **Discontinued.**

ISSN 0830-8780.
DDC 658.5/42.

This manual is used by Canadian hospital laboratories to measure and record that portion of human resources which is directly responsible for the production of procedures in all laboratory disciplines, i.e. specimen procurement and dispatch, clinical chemistry, hematology, immunohematology, anatomic pathology, microbiology and miscellaneous procedures.

Price: Out of Print

83-236

Residential care facilities. Annual. First issue 1976. Last issue 1983/1984. Bilingual. **Discontinued.**

ISSN 0833-0697.
DDC 362.1/6/0971.

This report presents statistics on the facility characteristics, expenditures, manpower and movement of residents in residential care facilities and in other facilities such as transition homes and homes for unmarried mothers. These residential care facilities provide care and/or treatment for the aged, the physically handicapped, the mentally handicapped, emotionally disturbed children and residents with alcohol/drug problems.

Price: Out of Print

83-237

Residential care facilities for the aged. Annual. First issue 1984/85/1985/86. Bilingual.

ISSN 0836-1762.
DDC 362.1/6/0971.

This report highlights statistics on facility characteristics, expenditures and revenues, manpower, and movement of residents in facilities for the aged.

Canada: \$24.00 per issue
Foreign: \$25.00 per issue

83-238

Residential care facilities for mental disorders. Annual. First issue 1984/85/1985/86. Bilingual.

ISSN 0836-1770.
DDC 362.2/3/0971.

This report highlights statistics relating to facility characteristics, expenditures and revenues, manpower and movement of residents in residential care facilities for mental disorders. These include facilities for the psychiatrically disabled, mentally retarded, emotionally disturbed children and centres for people with alcohol and drug problems.

Canada: \$24.00 per issue
Foreign: \$25.00 per issue

83-603

Canadian workload measurement system - respiratory technology/pulmonary function / Statistics Canada, Health Division, Institutional Statistics Section. 32 p. 28 cm. 1984. Bilingual.

ISBN 0-660-52809-6.
DDC 658.5/42.

Describes Canadian workload measurement system for hospitals and health services in the area of respiratory/pulmonary diagnostics, and routine and critical care therapeutics.

Canada: \$7.00 per issue
Foreign: \$8.40 per issue

VITAL STATISTICS

84-203

Causes of death, vital statistics, volume IV. Annual. First issue 1965. Last issue 1986. Bilingual. **Discontinued.**

ISSN 0380-7533.
DDC 614.4/2/0971.

Number of deaths by three-digit categories and four-digit sub-categories of the International Classification of Diseases (ICD-9), Injuries and Causes of Death, by sex for the provinces, and by sex and five-year age groups for Canada. Includes methodological notes, data quality and bibliography.

Price: Out of Print

EDUCATION, CULTURE, HEALTH AND WELFARE

84-204

Births and deaths, vital statistics, volume I. Annual. First issue 1971. Last issue 1986. Bilingual. **Discontinued.**
ISSN 0825-2971.
DDC 304.6/3/0971.

Detailed data and cross tabulations of births and demographic aspects of deaths for Canada. Birth counts are given by subprovincial areas. Included also are cohort-fertility rates and international comparison of rates among selected countries.

Canada: \$25.00 per issue
Foreign: \$26.00 per issue

84-205

Marriages and divorces, vital statistics, volume II. Annual. First issue 1971. Last issue 1985. Bilingual. **Discontinued.**
ISSN 0825-298X.
DLC 306.8/1/0971.

Detailed data, cross tabulations and some statistical indicators on marriages and divorces that take place in Canada annually. Some important tabulations on divorce and a table on the international comparison of rates among the selected countries are also covered. Included are data analysis, notes on methodology and quality of data, and bibliography.

Canada: \$12.00 per issue
Foreign: \$13.00 per issue

84-206

Mortality, summary list of causes, vital statistics, volume III. Annual. First issue 1971. Last issue 1986. Bilingual. **Discontinued.**
ISSN 0825-2998.
Incorrect ISSN (0225-7394) printed in the publication.
DDC 614.4/2/0971.

The number of deaths and rates by age and by selected abbreviated cause-groupings for Canada and the provinces. Includes also a summary of vital statistics and age-standardized death rates for the current year. Infant mortality, perinatal mortality, etc. by cause categories are also presented in the report.

Canada: \$31.00 per issue
Foreign: \$32.00 per issue

84-532

Life tables, Canada and provinces. Irregular. First issue 1970/1972. Bilingual.
ISSN 0827-990X.
DDC 614.4/2/0971.

Contains life tables for Canada and the provinces for the three years centred around the 1981 Census year. The

tables are by single year of age for Canada and the provinces (except Prince Edward Island for which abridged life tables are presented by five-year age groups). Includes methodology, explanations, and bibliography.

Price: Back Issue

84-536E

Marriage, divorce and mortality : a life table analysis for Canada and regions, 1980-1982 / by O.B. Adams and D.N. Nagnur. 94 p. 28 cm. 1988. E. and F.
ISBN 0-660-13081-5.
DDC 306.8/0971.

This report presents indicators of the lifetime incidence and duration of the events of marriage, divorce, widowhood and remarriage in the Canadian population. These indicators are derived from the application of single and multi-state life table techniques to the age-sex-marital status-specific rates of these events. The report contains detailed tables for Canada, and summary indicators for Canada and regions for the 1980-1982 and 1984-1986 periods. Selected international comparisons are presented and Canadian trends since the 1970-1972 period are examined as well.

Price: Out of Print

84-542

Principal vital statistics by local areas. Quinquennial. First issue 1981. Bilingual.
ISSN 0700-1509.
DDC 304.6/0971.

According to the 1986 census, there are 266 counties and 6,009 localities in the ten provinces and two territories of Canada. For each of these counties and localities, this newly released 1986 issue contains information pertaining to population and numbers of live births, marriages, deaths and infant deaths for 1986.

Canada: \$36.00 per issue
Foreign: \$37.00 per issue

84-544

Occupational mortality in British Columbia, 1950-1978 / by R.P. Gallagher, W.J. Trelfall, P.R. Band, J.J. Spinelli and A.J. Coldman. 72 p. + 33 microfiches. 28 cm. 1986. Bilingual.
ISBN 0-660-52872-X.
DDC 363.1/1/09711.

This publication is the first province-wide analysis of occupational mortality risks in Canada. The authors used information on usual lifetime occupation recorded on death registrations for residents of British Columbia who died between 1950 and 1978. Proportionate mortality ratios (PMR) were used to detect unusual patterns of

EDUCATION, CULTURE, HEALTH AND WELFARE

mortality. Although the data represent only one province, the wide range of occupations in British Columbia makes the publication useful to the country as a whole.

Canada: \$18.00 per issue

Foreign: \$19.00 per issue

JUSTICE STATISTICS

85-002

Juristat. Irregular. First issue, Oct. 1981. Bilingual.

ISSN 0715-271X.

DDC 347.71.

Provides readers with timely and succinct statistical information on a variety of justice related programs. Currently, these programs cover the areas of law enforcement, legal aid, adult and juvenile courts, and corrections; prepared by the Canadian Centre for Justice Statistics.

Canada: \$3.70 per issue, \$37.00 annually

Foreign: \$4.40 per issue, \$44.00 annually

85-205

Canadian crime statistics. Annual. First issue 1960. Bilingual.

ISSN 0824-0337.

DDC 364/.971.

Statistical summary of some law enforcement activities in relation to crime and traffic offences as reported by municipal police forces in urban centres of 750 population and over, the Royal Canadian Mounted Police, the Ontario Provincial Police, the Quebec Police Force, the Railway and Ports Canada Police, New Brunswick Highway Patrol and Royal Newfoundland Constabulary. Includes data analysis, definitions, questionnaires, and bibliography.

Canada: \$37.00 per issue

Foreign: \$44.00 per issue

85-209

Homicide in Canada, a statistical perspective. Annual. First issue 1961/1964. Bilingual.

ISSN 0825-432X.

DDC 364.1/52/0971.

Homicides reported to Canadian police forces are carefully examined in tables, charts and narratives. Important patterns are identified and an historical perspective is also provided.

Canada: \$37.00 per issue

Foreign: \$44.00 per issue

85-211

Adult correctional services in Canada. Annual. First issue 1981/82. Bilingual.

ISSN 0715-2973.

DDC 365/.971.

Presents data descriptive of custodial and non-custodial services in provincial, territorial and federal sectors. Highlights caseload indicators, offender characteristics, and expenditure data. Narrative summaries examine organizational structures, administrative procedures and correctional programs functioning at both institutional and community level. Includes glossary.

Canada: \$37.00 per issue

Foreign: \$44.00 per issue

85-216

Legal aid in Canada. Annual. First issue 1985. Bilingual.

ISSN 0831-2281.

DDC 362.5/8/0971.

This publication provides historical and current perspectives of legal aid and its application on a national scale. Variability in organizational structures can be readily identified for comparative purposes and for understanding differences in service delivery. The publication also includes a demographic display of its user population in civil and criminal matters, a comprehensive glossary of terms and a directory of legal aid offices in Canada.

Canada: \$35.00 per issue

Foreign: \$36.50 per issue

85-506E

The future of national justice statistics and information in Canada : report from the Work Group of the National Project on Resource Coordination for Justice Statistics and Information (NPRC). 2 v. 23-28 cm. 1981. E. and F.

ISBN 0-660-10803-8 (v. 1, 164 p.).

ISBN 0-660-10804-6 (v. 2, 128 p.).

DDC 347.71/013.

Describes, in vol. 1, the historical development of justice information and statistics. Contains a profile of information needs and resources of provinces and federal agencies. Vol. 2 comprises background papers on: issues of privacy and confidentiality; systems technology applications; and the experience of other jurisdictions in this field.

Price: Back Issue

EDUCATION, CULTURE, HEALTH AND WELFARE

85-509

Civil courts in Canada / Statistics Canada, Canadian Centre for Justice Statistics. 183 p. 28 cm. 1985. Bilingual.


ISBN 0-660-52249-7.

DDC 347.71/012.

This publication presents descriptive information on civil courts operating across Canada, as of January 1, 1985. One of the publication's primary purposes is to provide a contextual framework within which future national civil court statistics can be analyzed. Areas examined include: administration of civil courts; civil law; court structures, hierarchies and location; civil procedure; and current developments in civil justice. Includes glossary of terms, civil matters by court level and jurisdiction and circuit court locations.

Canada: \$25.00 per issue

Foreign: \$26.50 per issue



85-511E

Profile of courts in Canada, 1987-1988 / Statistics Canada, Canadian Centre for Justice Statistics. 161 p. 28 cm. 1989. E. and F.

ISBN 0-660-12543-9.

DDC 347.71.

This publication presents detailed descriptive information on the operation of the court system across Canada. It includes a presentation of the levels and jurisdiction of the courts, the duties of the key functionaries, the structure and administration of the various court services branches, and local services to the courts. It is intended to offer information on Canada's courts in a way that makes similarities and differences among these courts easy to identify.

Canada: \$41.00 per issue

Foreign: \$49.00 per issue

85-522

Juvenile court statistics. Annual. First issue 1982/1983. Bilingual.

ISSN 0822-0441.

DDC 345.71/081.

Provides an analytical summary of the 1983 survey data on Canadian juvenile courts collected by the Juvenile Justice Program of the Canadian Centre for Justice Statistics. Focuses on interprovincial comparisons of overall courts and rates of delinquency charges adjudicated by the courts.

Canada: \$20.00 per issue

Foreign: \$21.00 per issue

85-523

Policing in Canada, 1986 / Statistics Canada, Canadian Centre for Justice Statistics. 85 p. 28 cm. 1986. Bilingual.

ISBN 0-660-52886-X.

DDC 363.2/0971.

Provides qualitative information on policing services in Canada at the federal, provincial and municipal levels, as well as summary police strength statistics. Material includes descriptions of: public sector police forces, police commissions, pertinent legislation and native policing. Convenient summary pages and graphics allow for quick overviews.

Canada: \$35.00 per issue

Foreign: \$36.50 per issue

EDUCATION, CULTURE, HEALTH AND WELFARE

WELFARE STATISTICS

86-501

Workmen's/workers' compensation, social security, provincial programs, 1980 / Statistics Canada, Health Division, Social Security Section. 63 p. 28 cm. 1980. Bilingual.

ISBN 0-660-53428-2.

DDC 368.4/1/00971.

Contains provincial and territorial program description and statistics on claims and compensation. Analyzes characteristics of claimants, degree of disability, duration of wage loss and other variables. Provides analysis in relation to the labour force, general population, personal income, assets and liabilities of the Workmen's Compensation Boards. Statistics for the period 1975 to 1977 are presented.

Price: Back Issue

86-502

Criminal injuries compensation. Triennial. First issue 1980. Bilingual.

ISSN 0833-5737.

DDC 362.8/8/0971.

With extensive analysis and numerous charts, this publication draws a national profile of Canada's criminal injuries compensation programs. Complete with tables and graphs, it discusses federal-provincial compensation agreements, the considerations behind compensation and appeal procedures, total net payments of plans (in constant and current dollars), victim characteristics, victim-assailant relationships, etc. Historical data are included.

Canada: \$25.00 per issue

Foreign: \$26.50 per issue

86-506

Social security, national programs. Volume 2, Unemployment insurance, 1984 / Statistics Canada, Health Division, Social Security Section. 292 p. 28 cm. 1984. Bilingual.

ISBN 0-660-50909-1.

DDC 368.4/4/00971.

Program description and detailed statistics with commentary on the number of people benefitting from the program and the amounts paid are presented. The statistics are examined in relation to demographic and macroeconomic data to provide a variety of measurements. The text is highlighted with numerous charts and analytic tables. The figures cover the 1970s and early 1980s for Canada, the provinces and territories. Volume 1 never published.

Price: Back Issue

86-507

Social security, national programs. Volume 3, Canada and Quebec pension plans, 1984 / Statistics Canada, Health Division, Social Security Section. 180 p. 28 cm. 1984. Bilingual.

ISBN 0-660-50910-5.

DDC 368.4/3/00971.

Two separate but complementary programs are presented with key statistics and program description. Includes data analysis, commentary on beneficiaries, contributors, payments, the funds of the two plans, and bibliography.

Price: Back Issue

86-508

Social security, national programs. Volume 4, Family allowances and related programs, 1982 / Statistics Canada, Health Division, Social Security Section. 104 p. 28 cm. 1982. Bilingual.

ISBN 0-660-50911-3.

DDC 368.4/00971.

Deals with Family Allowances and the Child Tax Credit as well as former programs, Family Assistance and Youth Allowances. Statistics are presented for beneficiaries, their number and amounts paid. Statistics for the period 1951 to 1981 are presented along with provincial data. Includes data analysis and features of the programs.

Price: Back Issue

86-509

Social security, national programs. Volume 5, Old age security, guaranteed income supplement and spouse's allowance, 1982 / Statistics Canada, Health Division, Social Security Section. 81 p. 28 cm. 1982. Bilingual.

ISBN 0-660-50912-1.

DDC 368.4/3/00971.

Old Age Security, Guaranteed Income Supplement and Spouse's Allowance make up integral parts of a total program for the elderly. Presents main features and statistical data on the recipients, and payments are related to demographic and macro-economic data to provide measures such as per capita and percent of Gross Domestic Product and personal income. Statistics are shown for the period 1951-52 to 1980-81.

Price: Back Issue

86-510

Social security, national programs. Volume 6, Social allowances and services, 1982 / Statistics Canada, Health Division, Social Security Section. 79 p. 28 cm. 1982. Bilingual.

ISBN 0-660-50913-X.

EDUCATION, CULTURE, HEALTH AND WELFARE

DDC 368.4/00971.

Presents description and data on federal-provincial cost-shared welfare programs directed to assisting the elderly, the blind, the disabled and to general welfare, including the Canada Assistance Plan and Vocational Rehabilitation of Disabled Persons. Statistics are provided for the period 1951 to 1980. Included also are data analysis and bibliography.

Price: Back Issue

86-511

Social security, national programs. Volume 7, Other programs, 1982 / Statistics Canada, Health Division, Social Security Section. 198 p. 28 cm. 1983. Bilingual.

ISBN 0-660-50914-8.

DDC 361.6/0971.

Presents statistics and description of five separate programs: Veterans; Indian Social Welfare; New Horizons; Family Planning Grants; National Welfare Grants. Statistics for the 1970's and early 1980's are provided. Includes data analysis and bibliographies.

Price: Back Issue

CULTURE STATISTICS

87-001

Culture communiqué. Irregular. First issue 1978. Bilingual.

ISSN 0822-6016

DDC 338.4/7306/0971.

This bulletin is used to release advanced, timely data on cultural activities, institutions and industries in Canada. These data are often presented by province. They deal with book and periodical publishing, television, film, sound recording, libraries, museums, performing arts and other related subjects.

Canada: \$4.70 per issue, \$47.00 annually

Foreign: \$5.60 per issue, \$56.00 annually

87-003

Travel-log. Quarterly. First issue, June 1982. Bilingual. (Touriscope).

ISSN 0713-2840.

DDC 381/.459171/04.

This quarterly presents a diverse range of tourism topics in an easy-to-read and attractive format drawing together the latest data from several tourism-related surveys conducted by Statistics Canada. Each issue includes a feature article and the latest national tourism indicators. Starting with the May 1988 issue *Travel-log* has been completely redesigned and the number of pages was

doubled.

Canada: \$10.00 per issue, \$40.00 annually

Foreign: \$12.00 per issue, \$48.00 annually



87-202

Culture statistics, sound recording, preliminary statistics. Annual. First issue 1984. Bilingual.

ISSN 0830-8373.

DDC 338.4/7789912/0971.

The publication provides the highlights and methodology of the recording industry survey. It contains the preliminary results of the survey covering employment, origin of master tapes, Canadian content of sales and new record releases, and a summary of the financial situation of label/record companies. Other information present includes estimates of the Canadian market, exports and imports.

Canada: \$21.00 per issue

Foreign: \$25.00 per issue

EDUCATION, CULTURE, HEALTH AND WELFARE

87-203

Culture statistics, periodical publishing, preliminary statistics. Annual. First issue 1984. Bilingual.

ISSN 0831-7267.

DDC 070.5/72/0971.

Statistics on the publishing firms as well as on periodicals published in Canada are found in this publication. Estimates of the total revenue and employment generated by this sector are presented. Data on periodicals cover their number, the revenue and expenditures by source, the circulation and the single copy and subscription prices. This information is given by province and type of periodical.

Canada: \$16.00 per issue

Foreign: \$19.00 per issue

87-204

Culture statistics, film industry. Annual. First issue 1983. Bilingual.

ISSN 0831-733X.

DDC 338.4/779143/0971.

This publication contains data tables from some or all of the four Statistics Canada Film surveys: (1) Film, Video and Audio-visual Production; (2) Motion Picture Laboratory Operations and Post-production Services; (3) Film and Video Distribution; and, (4) Motion Picture Theatres and Drive-ins. Previously *Culture statistics, film industry, tables, distribution, exhibition (regular theatres and drive-ins)*.

Canada: \$21.00 per issue

Foreign: \$25.00 per issue

87-205

Public libraries in Canada. Annual. First issue 1982/1984. Bilingual.

ISSN 0843-7556.

DDC 027.471.

This publication contains data tables on public libraries in Canada from 1985 to 1988. Included are: sources of revenue, expenditures, library collections and acquisitions, circulation, interlibrary loans, personnel and library facilities. Information is broken down by type of public library, province/territory and census metropolitan area. Statistical highlights and additional library data sources are also given.

Canada: \$29.00 per issue

Foreign: \$35.00 per issue

87-205S

Public libraries in Canada : a three year digest, 1982-1984 / Statistics Canada, Education Culture and Tourism Division. 117 p. 28 cm. 1989. Bilingual.

ISSN 0704-884X.

DDC 027.471.

This publication contains data tables on public libraries in Canada from 1982 to 1984. Included are: sources of revenue, expenditures, library collections and acquisitions, circulation, interlibrary loans, personnel and library facilities. Information is broken down by type of public library, province/territory and census metropolitan area. Statistical highlights and additional library data sources are also given.

Canada: \$35.00 per issue

Foreign: \$36.00 per issue

87-206

Culture statistics, government expenditures on culture in Canada, preliminary statistics. Annual. First issue 1984/85. Bilingual.

ISSN 0832-9486.

DDC 354.710085.

In addition to survey highlights and a methodological summary, this publication contains statistical tables for the government expenditures on culture in Canada. Government (federal, provincial and local) expenditures are broken down by province, function and type of expenditure. Also included are statistics on employment.

Canada: \$16.00 per issue

Foreign: \$19.00 per issue

87-207

Heritage institutions. Annual. First issue 1984/85. Bilingual.

ISSN 0833-0344.

DDC 069/.0971.

This publication contains survey highlights and statistical tables on non-profit heritage institutions, including museums, art galleries, archives, historic sites, nature parks, and other related institutions (e.g., zoos, botanical gardens, exhibition centres). Data are presented on total operating and capital revenues and expenditures, attendance, personnel, and volunteers. This information is broken down by province/territory, governing authority, and type of heritage institution. Also included are graphs showing trends in finances and attendance from 1982 to 1985 by geographical breakdown and institution type. Previously *Culture statistics, heritage institutions, museums, parks, historic sites, archives, other related institutions (e.g. zoos, botanical gardens, exhibition centres)*.

Canada: \$37.00 per issue

Foreign: \$44.00 per issue

87-208

Culture statistics, television viewing in Canada. Annual. First issue 1986. Bilingual.

ISSN 0835-6041.

DDC 384.55/0971.

EDUCATION, CULTURE, HEALTH AND WELFARE

An annual analysis of the television viewing patterns of Canadians, including charts and tables, beginning with survey data from the fall of 1985. The average hours per week of television viewing, by sex and age groupings at the national and provincial levels, are illustrated. The percentage distribution of viewing time, by program origin and type and origin of station is also available for similar demographic categories including the language spoken in the home.

Canada: \$25.00 per issue

Foreign: \$30.00 per issue

87-209

Performing arts. Annual. First issue 1986. Bilingual.

ISSN 0838-4452.

DDC 790.2/0971.

This publication presents data on Canada's professional, non-profit performing arts companies. Text includes data highlights, methodological and data quality considerations and information on related data sources. Over 20 tables present current data, either by performing discipline and company size, or by province. Some time series data for previous years are included in the form of bar charts. Previously *Culture statistics, performing arts*.

Canada: \$29.00 per issue

Foreign: \$35.00 per issue

87-210

Culture statistics, book publishing in Canada.

Annual. First issue 1985/86. Bilingual.

ISSN 0835-9857.

DDC 338.4/70705/0971.

This publication contains statistical tables on book publishers and exclusive agents. Included are estimates of the total market, the number of titles published, the sales of the domestic production and of imports, and employment. This information is broken down by financial control, size, language and province of the firms.

Canada: \$16.00 per issue

Foreign: \$19.00 per issue

87-401

Tourism in Canada. Biennial. First issue 1978/79. Bilingual. (Touriscope).

ISSN 0838-3863.

DDC 338.4/79171/0464.

This publication consists of analytical texts, charts and tables drawn from numerous sources, grouped together in nine chapters covering topics such as visitors to Canada, Canadian travellers, industries comprising the tourism sector, employment and the economic significance of tourism. It features a number of articles

written by tourism experts from academia and from commercial and government sectors. Previously *Tourism and recreation, a statistical digest*.

Canada: \$40.00 per issue

Foreign: \$42.00 per issue

87-504

Domestic travel, Canadians travelling in Canada.

Annual. First issue 1979/80. Bilingual. (Touriscope).

ISSN 0835-9474.

DDC 338.4/79171/0464.

This publication presents data, charts, maps and analytical text on trips and socio-economic characteristics of Canadians travelling within Canada. Trip information includes purpose, activities, mode of transportation, length of stay, duration, origin and destination (O. & D.) expenditures, including some provincial and metropolitan detail.

Canada: \$42.00 per issue

Foreign: \$50.00 per issue

87-527

Arts and culture : a statistical profile / Statistics Canada, Education, Culture and Tourism Division, Projects and Analysis Section. 44 p. 28 cm. 1985. Bilingual.

ISBN 0-660-52853-3.

DDC 700/.971.

Presents interesting highlights on Canada's arts and culture, covering such topics as the labour force, heritage institutions and producers and distributors of cultural goods.

Canada: \$14.00 per issue

Foreign: \$15.00 per issue

87-530

Culture statistics, performing musicians and composers, 1982 / Statistics Canada, Education,

Culture and Tourism Division. 34 p. 28 cm. 1986. Bilingual.

ISBN 0-660-52851-7.

DDC 780/.971.

Presents selected data from the 1983 sample Survey of Performing Musicians and Composers. Combines the general characteristics of the population and examines musicians' employment and their income and artistic expenses.

Canada: \$10.00 per issue

Foreign: \$11.00 per issue

EDUCATION, CULTURE, HEALTH AND WELFARE

87-532

Culture statistics, the economic impact of the arts and culture sector / Statistics Canada, Education, Culture and Tourism Division. 34 p. 28 cm. 1986. Bilingual.

ISBN 0-660-52880-0.

DDC 338.4/7306/0971.

This study addresses the matter of the economic value of the activities of this sector. Through an input-output model, the contribution of arts and culture to such key economic indicators as Domestic Output, Gross Domestic Product, and Employment is explored. Estimates of direct, indirect, and induced economic impact upon these variables are provided for each of the major arts and culture sectors of written media, film, broadcasting, sound recording, performing arts, heritage institutions and libraries, government programs, and the wholesaling and retailing of arts and culture products. The study focuses on economic impact at the national level for 1981, with annual projections to 1984.

Canada: \$10.00 per issue

Foreign: \$11.00 per issue

SCIENCE AND TECHNOLOGY

88-001

Science statistics. Irregular. First issue, Sept. 1983. Bilingual.

ISSN 0706-0793.

DDC 609/.71.

Statistics of science and technology prepared by the Science Statistics Centre. Contains summary statistics from recently completed surveys and studies, descriptions of current surveys and notices of available statistical tabulations.

Canada: \$6.80 per issue, \$68.00 annually

Foreign: \$8.20 per issue, \$82.00 annually

88-201

Science and technology indicators. Annual. First issue 1983. Last issue 1988. Bilingual. **Discontinued.** ISSN 0825-5717.

Incorrect ISSN (0824-8133) printed in the publication.


DDC 609/.71.

Presents a broad range of statistical data as indicators of science and technology in Canada. Provides information on the use and meaning of the various statistics including research and development expenditures and personnel; university teachers; students of science, engineering and technology; patents and Canadian inventions; productivity; and trade and technology.

Includes data analysis.

Canada: \$44.00 per issue

Foreign: \$46.00 per issue



88-202

Industrial research and development statistics (with estimates). Annual. First issue 1982. Bilingual.

ISSN 0824-8133.

DDC 607/.2/71.

This annual report provides current and historical detailed statistics on industrial research and development in Canada. The information is presented by industry company sales (size) and country of control of research and development performers. Numerous tables highlight the following subjects: expenditures on research and development; tax credits for research and development; energy research and development expenditures; research and development personnel; technological balance of payments. Definitions, methodology, data reliability and estimates included.

Canada: \$42.00 per issue

Foreign: \$50.00 per issue

EDUCATION, CULTURE, HEALTH AND WELFARE

88-203

Resources for research and development in Canada (with estimates). Annual. First issue 1982. Last issue 1982. Bilingual. **Discontinued.**

ISSN 0824-9865.

DDC 607/.2/71.

This publication is intended mainly to serve those interested in national science and technology policy and contains estimates of expenditures and personnel devoted to scientific research and experimental development. It presents estimates of expenditures and personnel, in total and by sector of performance; expenditures are also displayed by four regions of performance. International comparisons are made for both expenditures and personnel.

*Canada: \$30.00 per issue**Foreign: \$31.00 per issue*

88-204

Federal scientific activities. Annual. First issue 1984/1985. Bilingual.

ISSN 0824-0724.

Incorrect ISSN (0724-0824) printed in the publication.

DDC 609/.71.

This report provides statistical information of the Federal Government's activities in science and technology. Expenditure and person-year data are provided for the latest five years by type of science, by performing sector and by federal department or agency. Distribution of expenditures by province are provided for government laboratories and for payments to industry and universities. Technical notes, definitions, bibliography and subject index included.

*Canada: \$42.00 per issue**Foreign: \$50.00 per issue*

88-206E

Directory of federal government scientific & technological establishments. Annual. First issue 1985. E. and F.

ISSN 0829-6030.

DDC 001.4/025/71.

A listing of federal establishments engaged in S&T activities in the natural sciences and engineering, containing information on activities performed, specialized equipment, the number of scientists and engineers, as well as identifying institutional name, and the name, address and phone number of a contact person.

*Canada: \$25.00 per issue**Foreign: \$26.00 per issue*

88-501E

An indicator of excellence in Canadian science / by James B. MacAulay. 111 p. 28 cm. 1985. E. and F. ISBN 0-660-11445-3.

DDC 609/.71.

One of a series of background papers on science and technology indicators. This publication presents a methodology for evaluating Canada's contribution to world science through the number and relative influence of articles written by Canadian researchers. Results from a pilot study of the implementation of the procedures are provided.

*Canada: \$40.00 per issue**Foreign: \$41.50 per issue*

88-502E

International payments and receipts for technology. 48 p. 28 cm. 1984. E. and F.

ISBN 0-660-11446-1.

DDC 338.9/26.

This is a background paper for the science and technology indicators program. Examines the applicability of statistics of international payments and receipts for technology as an indicator of the volume of technological information transferred between countries. It contains a brief discussion of the theoretical foundations, limitations and uses of international payments and receipts data, as well as an overview of existing statistics. It includes case studies, and bibliography.

Price: Back Issue

88-503E

Technology and commodity trade. 40 p. 28 cm. 1984. E. and F.

ISBN 0-660-11447-X.

DDC 382/.456/0971.

This is a background paper for the science and technology indicators program. It examines the use of commodity trade statistics as an indicator of the international transfer of technology. It presents a review of the theoretical and statistical foundation of the indicator and outlines existing statistics and their uses. It includes analysis, bibliography, and high technology commodity list.

Price: Back Issue

88-504E

Patents as indicators of invention. 48 p. 28 cm. 1985. E. and F.

ISBN 0-660-11448-8.

DDC 608.771.

EDUCATION, CULTURE, HEALTH AND WELFARE

This paper examines the use of patent statistics as indicators of technological change in Canada. It describes the current status of patent statistics and analyzes the advantages and disadvantages of their use as indicators of invention; reviews the various types of indicators constructed on the basis of patent statistics; and presents recommendations for the development of statistical series. Includes bibliography.

Canada: \$6.65 per issue

Foreign: \$8.00 per issue

88-505E

Industrial productivity and research and development indicators. 28 p. 28 cm. 1984. E. and F.
ISBN 0-660-11449-6.

DDC 607/.2/71.

This is a background paper for the science and technology indicators program. It describes the conceptual and statistical issues involved in the measurement of productivity change. In particular, it examines the role of research and development capital as a factor of production. It includes analysis, methodology, and bibliography.

Price: Out of Print

88-506E

A framework for measuring research and development expenditures in Canada. 42 p. 28 cm. 1984. E. and F.

ISBN 0-660-11381-3.

DDC 607/.2/71.

Describes the concepts, definitions, content and methodology underlying the Gross Domestic Expenditures on Research and Development, a statistical series employed internationally to measure countries' research and development activities. This report is an adaptation, for Canada, of guidelines published by the Organization for Economic Co-operation and Development. Includes definitions, methodology and bibliography.

Price: Back Issue

88-507E

An indicator of excellence in Canadian science : summary report / by James B. MacAulay. 27 p. 28 cm. 1984. E. and F.

ISBN 0-660-11466-6.

DDC 609/.71.

Introduces the concept of using scientific literature as an indicator of Canadian research. Describes the theoretical development of a bibliometric analysis, presents a new measure of the quality of research in science and technology and outlines a procedure for using that

measure to analyze scientific journals and research papers. Selected results of a pilot study of the implementation of the procedures are provided. Includes data analysis and bibliography.

Price: Back Issue

88-508E

Human resources for science and technology / Statistics Canada, Science Technology and Capital Stock Division. 90 p. 28 cm. 1988. E. and F.

ISBN 0-660-11467-4.

DDC 331.12/916/0971.

This publication attempts to describe the problems involved in creating, analysing and using human resource indicators in science and technology policy formulation. And, from a strictly national perspective, it discusses the most widely accepted definitions and methods used. It examines the inventory of human resources in science and technology, which includes: scientists, engineers and technologists; university and community college teachers, as well as students and graduates of postsecondary institutions.

Canada: \$36.00 per issue

Foreign: \$37.00 per issue

88-509

Price indexes for Canadian industrial research and development expenditures / Jeffrey I. Bernstein. 37 p. 28 cm. 1986. Bilingual.

ISBN 0-660-52889-4.

DDC 607/.2/71.

Price indexes for research and development expenditures are constructed for 26 industry groups containing 247 industries defined at the 3-digit Standard Industrial Classification. The publication also includes a general introduction, discussion of the data presented and conclusions.

Canada: \$20.00 per issue

Foreign: \$21.00 per issue

SOCIAL ANALYTICAL STUDIES

89-501E

University graduates and jobs : changes during the 1970s : a comparison of the occupations and industrial sectors entered by university graduates in 1971 and 1978 / by W.G. Picot. 137 p. 28 cm. 1983. E. and F.

ISBN 0-660-11231-0.

DDC 331.12/0971.

Examines the occupation and industries entered by university graduates during the first two years following graduation, and assesses if there were significant

EDUCATION, CULTURE, HEALTH AND WELFARE

changes during the 1970s. Emphasis is placed on the type of jobs found by graduates of various disciplines, and the growth in degrees granted in those disciplines between 1970 and 1981. Includes data analysis and bibliography.

Price: Back Issue

89-502E

Divorce : law and the family in Canada / D.C. McKie, B. Prentice, P. Reed. 249 p. 23 cm. 1983. E. and F.

ISBN 0-660-11283-3.

DDC 306.8/9/0971.

Facts, figures and analysis of the historical, social and legal aspects of divorce. Presents historical overview of marriage and divorce in Canada from the early 1800s to the present. In addition, using a detailed statistical record of all Canadian divorces from 1969 to 1979, the book examines divorce in Canada during the 1970s in light of the revised Divorce Act. Data analysis and bibliography included.

Price: Back Issue

89-503E

Women in Canada : a statistical report / Statistics Canada, Social and Economic Studies Division. 119 p. 28 cm. 1985. E. and F.

ISBN 0-660-11740-1.

DDC 305.4/0971.

Documents, in statistical terms, the evolving status of women in Canada since 1970 with respect to their family status, education, health, labour force participation, income, criminal activity and victimization. Statistics are presented in a comparative form for both sexes.

Canada: \$35.00 per issue

Foreign: \$42.00 per issue

89-506

Longevity and historical life tables, 1921-1981 (abridged) : Canada and the provinces / by Dhruva Nagnur. 215 p. 28 cm. 1982. Bilingual.

ISBN 0-660-52882-7.

DDC 614.4/2/0971.

Presents 420 abridged life tables supplied for Canada and the provinces at five-year intervals from 1921 to 1981. Mortality statistics are provided in 15 different categories such as median and mean age at death, life expectancy at selected ages, and increase in years of life expectancy. An analytical text summarizes the important trends such as the phenomenal drop in infant, neonatal and post-neonatal death rates. The text deals with an important demographic trend regarding longevity.

Canada: \$20.00 per issue

Foreign: \$21.50 per issue

89-507E

Canada's industries, growth in jobs over three decades : a review of the changing industrial mix of employment, 1951-1984 / W. Garnett Picot. 113 p. 23 cm. 1986. E. and F.

ISBN 0-660-11909-9.

DDC 331.12/5/0971.

The report reviews employment trends in Canada's industries and service sectors between 1951 and 1984, and provides general explanations as to why the mix of employment among industries has changed. What has happened to employment growth in the public sector? Which service sector industries are providing the jobs? What causes the changing mix of employment among industries? The report concentrates on the two broad factors involved in the restructuring of industrial employment. Includes data analysis, data sources, definitions and bibliography.

Price: Out of Print

89-508

Family and friendship ties among Canada's seniors : an introductory report of findings from the General Social Survey / by Leroy O. Stone, with the assistance of Hubert Frenken and Edward Dak Ming Ng. 76 p. 28 cm. 1988. Bilingual.

ISBN 0-660-53415-0.

DDC 362.6/0971.

This national study looks at the kinds of family and friendship links upon which seniors rely for support. With an analysis of data collected in the 1985 General Social Survey, the publication shows how the network of family and friendship ties which one can expect to have varies systematically over the course of one's life. The study demonstrates the substantial levels of help given to others by seniors, as well as the help they receive.

Canada: \$20.00 per issue

Foreign: \$22.00 per issue

89-509

The family in Canada : selected highlights / Statistics Canada, Housing, Family and Social Statistics Division, Target Groups Project. 47 p. 28 cm. 1989. Bilingual.

ISBN 0-660-53439-8.

DDC 306.8/5/0971.

The charts in this publication highlight the changes in many aspects of family life. Topics include family formation; raising a family; the workplace and home; income, assets and expenditures; divorce and remarriage; the "empty nest"; living arrangements of elderly persons; and widowhood.

Canada: \$35.00 per issue

Foreign: \$36.00 per issue

EDUCATION, CULTURE, HEALTH AND WELFARE

89-511

Youth in Canada : selected highlights / Statistics Canada, Housing, Family and Social Statistics Division, Target Groups Project. 49 p. 28 cm. 1989. Bilingual.

ISBN 0-660-53440-1.

DDC 305.2/35/0971.

The charts in this publication provide an insight into Canada's young people by exploring, among other things, their demographic and cultural characteristics, living arrangements, educational attainment, labour force activity and health.

Canada: \$35.00 per issue

Foreign: \$36.00 per issue

89-515

The seniors boom : dramatic increases in longevity and prospects for better health / by Leroy O. Stone and Susan Fletcher. 46 p. 28 cm. 1986. Bilingual.

ISBN 0-660-52898-3.

DDC 305.2/6/0971.

This publication offers innovative approaches to analysing data on aging. It charts Statistics Canada's latest projections of what will happen as the baby boomers pass through their senior years, as well as explores aspects of lifestyles that appear to promote better health among the elderly.

Canada: \$9.95 per issue

Foreign: \$10.95 per issue

89-517E

Marrying and divorcing : a status report for Canada / Gordon McMillan. 16 p. 28 cm. 1988. E. and F.

ISBN 0-660-12530-7.

DDC 306.8/0971.

This report is an off-print of the principal findings of technical publication 84-536E. The report sketches general changes in marrying and divorcing in Canada between 1970 and 1986. It also examines provincial and

regional variations and presents international comparisons. The indicators presented are developed through the application of life table techniques to vital statistics and census data.

Canada: \$5.00 per issue

Foreign: \$6.00 per issue

89-518

The changing labour market for postsecondary graduates, 1975-1984 / W. Garnett Picot and Ted Wannell, Doug Lynd. 86 p. 23 cm. 1987. Bilingual.

ISBN 0-660-52896-7.

DDC 331.11/423/0971.

This publication examines the growth in employment for graduates from various disciplines, trends in the supply of graduates and labour market conditions (salary and unemployment rates) for graduates in selected disciplines in 1978 and 1984. It also reviews employment trends in the economy as a whole between 1975 and 1984 and places changes in labour market conditions for graduates within this context. The study is intended to inform the public and contribute to a better understanding of issues by providing systematic quantitative analysis of changing labour market conditions. Major variables in this report include number of graduates by field, employment and salary, and unemployment statistics on graduates by field of study, and employment trends by occupation and industry for Canada and in some cases Canada excluding Quebec. This publication includes 14 tables and 32 charts.

Canada: \$26.00 per issue

Foreign: \$27.50 per issue

CENSUS AND INTERCENSAL STUDIES

POPULATION ESTIMATES AND PROJECTIONS

91-002

Quarterly demographic statistics. Quarterly. First issue, Jan./Mar. 1987. Bilingual.

ISSN 0835-4057.

DDC 304.6/0971.

This publication contains the highlights of current demographic trends, a brief description of the methods used to estimate these figures, as well as quarterly and 12-month data for Canada, provinces and territories for population estimates, the number of births, deaths and marriages, the number of immigrants and emigrants and the number of interprovincial migrants by region of origin and destination.

Canada: \$7.25 per issue, \$29.00 annually

Foreign: \$8.75 per issue, \$35.00 annually

91-204

Postcensal estimates of families, Canada, provinces and territories. Annual. First issue 1947. Bilingual.

ISSN 0840-9188.

DDC 306.8/5/0971.

This publication presents the total number of census families, the number of families distributed by type (husband-wife, lone-parent), by size, by age of parents and finally, by age of children. Previously *Estimates of families for Canada and the provinces*.

Canada: \$21.00 per issue

Foreign: \$25.00 per issue

91-209E

Report on the demographic situation in Canada. Annual. First issue 1983. E. and F.

ISSN 0715-9293.

DDC 304.6/0971.

Report on major demographic developments in Canada in recent years. Highlights relate to population changes: births; deaths; nuptiality and divorce; life expectancy; infant mortality; leading causes of death; married and single mothers; international migration; interprovincial migration; changes in the concentrations and relative proportion of francophones and anglophones. Includes data analysis, glossary, and bibliography.

Canada: \$21.00 per issue

Foreign: \$25.00 per issue

91-210

Postcensal annual estimates of population by marital status, age, sex and components of growth for Canada, provinces and territories. Annual. First issue 1982/1983. Bilingual.

ISSN 0827-9624.

Incorrect ISSN (0824-9563) printed in the publication.

DDC 304.6/0971.

This publication updates the last Census of population, providing a reliable profile by age, sex and marital status of the Canadian population. It also contains data by age and sex on the various components of population growth: births, deaths, immigration, emigration and interprovincial migration.

Canada: \$28.00 per issue

Foreign: \$34.00 per issue

91-211

Postcensal annual estimates of population for census divisions and census metropolitan areas (regression method). Annual. First issue 1982/1983. Bilingual.

ISSN 0824-9571.

DDC 304.6/0971.

Presents the highlights of postcensal population estimates, for Census Divisions (CDs) and Census Metropolitan Areas (CMAs), and describes the regression-nested method used. Includes the evaluation of the methodology, quality of estimates, boundary changes and bibliography.

Canada: \$16.00 per issue

Foreign: \$19.00 per issue

91-212

Postcensal annual estimates of population for census divisions and census metropolitan areas (component method). Annual. First issue 1982. Bilingual.

ISSN 0825-1320.

DDC 304.6/0971.

Presents the highlights of postcensal population estimates, for Census Divisions (CDs) and Census Metropolitan Areas (CMAs), and describes the component method used. Includes evaluation of the methodology, quality of estimates, boundary changes, and bibliography.

Canada: \$21.00 per issue

Foreign: \$25.00 per issue

CENSUS AND INTERCENSAL STUDIES

91-518

Intercensal annual estimates of population by sex and age for Canada, provinces and territories 1981-1986 / Statistics Canada, Demography Division, Population Estimates Section. 62 p. 28 cm. 1988. Bilingual.

ISBN 0-660-53417-7.

DDC 304.6/0971.

Contains intercensal annual population estimates by sex and single years of age, for Canada, provinces and territories as of June 1, for the years 1981 to 1986. These intercensal estimates are revisions of the postcensal estimates already published in Catalogue no. 91-210. Details on the data highlights, definitions and bibliography are also included.

Canada: \$33.00 per issue

Foreign: \$34.00 per issue

91-519

Intercensal annual estimates of population by marital status, age and sex for Canada, provinces and territories, 1981-1986 / Statistics Canada, Demography Division, Population Estimates Section. 107 p. 28 cm. 1988. Bilingual.

ISBN 0-660-53416-9.

DDC 304.6/0971.

Presents the intercensal estimates of the population, by sex and marital status, by single years of age from age 15 to age 44 and by quinquennial age groups from 45 years to 90 years and over, for Canada, provinces and territories as of June 1, for the years 1981 to 1986. Includes data highlights, definitions and bibliography.

Canada: \$41.00 per issue

Foreign: \$42.00 per issue

91-520

Population projections for Canada, provinces and territories, 1984-2006 / prepared by M.V. George and J. Perreault. 346 p. 28 cm. 1985. Bilingual.

ISBN 0-660-52718-9.

DDC 304.6/2/0971.

Presents the updated population projections for Canada and provinces from 1976 to 2001. Projections are based on the regional component method and several sets of projections are made by combining alternative hypotheses regarding fertility, mortality and migration. Population projections are extended to year 2026 for Canada only. Includes data highlights, methodology, and its limitations.

Canada: \$46.00 per issue

Foreign: \$55.00 per issue

91-521

Intercensal annual estimates of population for census divisions, 1976-1981 / Statistics Canada, Demography Division, Population Estimates Section. 30 p. 28 cm. 1984. Bilingual.

ISBN 0-660-50922-9.

DDC 304.6/0971.

Presents intercensal population estimates for the census divisions in each province. Provides also data highlights, methodology, reliability of estimates, and bibliography.

Canada: \$35.00 per issue

Foreign: \$42.00 per issue

91-524E

Fertility in Canada : from baby-boom to baby-bust / A. Romaniuc. 156 p. 23 cm. 1984. E. and F.

ISBN 0-660-11330-9.

DDC 304.6/32/0971.

Presents a synthesis of the knowledge of current fertility in Canada. Analyses the levels and trends in fertility, the emerging reproductive patterns, birth control, factors in the current fertility decline, future course, and an international perspective. Includes data analysis and notes.

Canada: \$12.00 per issue

Foreign: \$14.00 per issue

91-527E

Income of immigrants in Canada : a census data analysis / R. Beaujot, K.G. Basavarajappa, R.B.P. Verma. 98 p. 23 cm. 1988. E. and F.

ISBN 0-660-12743-2.

DDC 339.2/2/0971.

Using census data, this study contains a very detailed analysis of the income of Canadians not born in Canada. Taken into consideration in the analysis are the duration of residence, occupation, level of education, country of origin, etc., in order to explain income differences between immigrants and the Canadian-born population, who are used as a comparison group. This 120-page document contains numerous tables and two-colour graphs.

Canada: \$20.00 per issue

Foreign: \$21.00 per issue

CENSUS AND INTERCENSAL STUDIES

91-528E

Population estimation methods, Canada / Statistics Canada, Demography Division. 117 p. 23 cm. 1987. E. and F.

ISBN 0-660-12028-3.

DDC 304.6/0971.

This publication provides under one cover, a detailed description of the methods employed by Statistics Canada to estimate the population of Canada, the provinces, territories, census divisions and census metropolitan areas. Throughout the eight chapters the following questions are addressed: How are the estimates produced? What are the data and their sources? and; How reliable are the estimates?

Canada: \$25.00 per issue

Foreign: \$26.50 per issue

91-529

Intercensal estimates of families, Canada and provinces, 1981-1986 / Statistics Canada, Demography Division, Population Estimates Section. 81 p. 28 cm. 1988. Bilingual.

ISBN 0-660-53438-X.

DDC 306.8/5/0971.

With highlights, charts, and notes on methodology, this new publication provides the total number of census families for Canada and the provinces as of June 1, 1981 to 1986. It also includes the breakdown of the census family total by type (husband-wife and lone-parent) and size of family, by sex and age of parents, and age of children.

Canada: \$36.00 per issue

Foreign: \$37.00 per issue 600

91-536E

Caribbean immigrants : a demo-economic analysis / Anthony H. Richmond. 85 p. 23 cm. 1989. E. and F.

ISBN 0-660-12957-4.

DDC 305.8/969729/071.

Including immigrants from Guyana and Bermuda, the Caribbean population enumerated in the 1981 Census numbered 211,205, of whom the largest groups were the Jamaicans (78,000) and the Haitians (27,000). They were a diverse population in terms of ethnicity, reflecting British, French, Afro-Caribbean and Asian ancestry. *Caribbean Immigrants*, compares the characteristics of this population with respect to age, sex, education and ethnic origin; with that of the Canadian population, and other immigrants, and measures their economic success.

Canada: \$25.00 per issue

Foreign: \$30.00 per issue

1981 CENSUS PUBLICATIONS

VOLUME 1 - NATIONAL SERIES

This series presents data for Canada and the provinces. Bulletins are organized to facilitate comparisons at the national level. More detailed data are provided for both national and provincial levels than for lower geographic levels.

1.1 BULLETINS BASED ON 100% DATA

92-901

Population : age, sex and marital status : Canada, provinces, urban size groups, rural non-farm and rural farm. 120 p. in various pagings. 28 cm. 1982. Bilingual.

ISBN 0-660-51050-2.

DDC 304.6/0971.

Presents 1981 Census data, based on 100% data, on age, sex and marital status composition of Canada's population, 1981, and as such provides fundamental demographic profile. Includes definitions and data quality.

Price: Back Issue

92-902

Population : mother tongue : Canada, provinces, urban size groups, rural non-farm and rural farm.

46 p. in various pagings. 28 cm. 1982. Bilingual.

ISBN 0-660-51051-0.

DDC 305.7/0971.

Presents 1981 Census data, based on 100% data, on the mother tongue distribution of the population of Canada. Includes definitions and data quality.

Price: Back Issue

92-903

Occupied private dwellings : type and tenure (also showing collective dwellings) : Canada, provinces, urban size groups, rural non-farm and rural farm.

42 p. 28 cm. 1982. Bilingual.

ISBN 0-660-51052-9.

DDC 363.5/0971.

Presents 1981 Census data, based on 100% data, pertaining to occupied private dwellings and collective dwellings, for Canada and provinces. Includes definitions and data quality.

Price: Back Issue

92-904

Private households : type, number of persons, composition : Canada, provinces, urban size groups, rural non-farm and rural farm. 32 p. in various pagings. 28 cm. 1982. Bilingual.

ISBN 0-660-51053-7.

DDC 304.6/0971.

Presents 1981 Census data, based on 100% data, on private households, family and non-family, for Canada and provinces. Includes definitions and data quality.

Price: Back Issue

92-905

Census families in private households : persons, children at home, structure and type, living arrangements : Canada, provinces, urban size groups, rural non-farm and rural farm. 84 p. in various pagings. 28 cm. 1982. Bilingual.

ISBN 0-660-51054-5.

DDC 304.6/0971.

Presents 1981 Census data, based on 100% coverage, on census families, family persons and non-family persons. Includes definitions and data quality.

Price: Back Issue

1.2 BULLETINS BASED ON SAMPLE DATA

92-906

Population : nuptiality and fertility : Canada, provinces, urban size groups, rural non-farm and rural farm. 231 p. in various pagings. 28 cm. 1983. Bilingual.

ISBN 0-660-51055-3.

DDC 304.6/32/0971.

Presents 1981 Census nuptiality and fertility data, based on a 20% sample, for urban and rural population of Canada. Includes definitions and data quality.

Price: Back Issue

92-907

Population : mobility status : Canada, provinces, census divisions, census metropolitan areas. 324 p. in various pagings. 28 cm. 1984. Bilingual.

ISBN 0-660-51056-1.

DDC 304.8/0971.

Presents 1981 Census data, based on a 20% sample, on the mobility status of Canadian residents, highlighting demographic and socio-economic characteristics of population movement. Includes definitions and data quality.

Price: Back Issue

92-908

Population : place of work, census metropolitan areas : census metropolitan areas, census subdivisions. 297 p. in various pagings. 28 cm. 1983. Bilingual.

1981 CENSUS PUBLICATIONS

ISBN 0-660-51057-X.

DDC 331.11/1/0971.

Presents 1981 Census data, based on a 20% sample, on persons in the employed labour force, 15 years and over, working in one of the 24 census metropolitan areas of Canada. Includes definitions and data quality.

Price: Back Issue

92-909

Population : place of work, census agglomerations of 25,000 population and over : census agglomerations of 25,000 population and over, census subdivisions. 159 p. in various pagings. 28 cm. 1983. Bilingual.

ISBN 0-660-51058-8.

DDC 331.11/1/0971.

Presents 1981 Census data, based on a 20% sample, on persons in the employed labour force, living and/or working in one of the 53 census agglomerations of 25,000 population and over. Includes definitions and data quality.

Price: Back Issue

92-910

Population : mother tongue, official language and home language : Canada, provinces, urban size groups, rural non-farm and rural farm. 574 p. in various pagings. 28 cm. 1983. Bilingual.

ISBN 0-660-51059-6.

DDC 305.7/0971.

Presents 1981 Census data, based on a 20% sample, on mother tongue, official language and home language of the population in Canada. Includes definitions and data quality.

Price: Back Issue

92-911

Population : ethnic origin : Canada, provinces, urban size groups, rural non-farm and rural farm. 482 p. in various pagings. 28 cm. 1984. Bilingual.

ISBN 0-660-51060-X.

DDC 305.8/00971.

Presents 1981 Census data, based on a 20% sample, on population distribution by ethnic origin, mother tongue and religion. Includes definitions and data quality.

Price: Out of Print

92-912

Population : religion : Canada, provinces, urban size groups, rural non-farm and rural farm. 90 p. in various pagings. 28 cm. 1984. Bilingual.

ISBN 0-660-51061-8.

DDC 305.6/0971.

Presents 1981 Census religion data, based on a 20% sample, grouped under main religions and their sub-groups, for urban and rural populations of Canada. Includes definitions and data quality.

Price: Back Issue

92-913

Population : place of birth, citizenship, period of immigration : Canada, provinces, urban size groups, rural non-farm and rural farm. 257 p. in various pagings. 28 cm. 1984. Bilingual.

ISBN 0-660-51062-6.

DDC 304.6/0971.

Presents 1981 Census data, based on a 20% sample, on the place of birth, language and citizenship characteristics of the Canadian population. Includes definitions and data quality.

Price: Back Issue

92-914

Population : school attendance and level of schooling : Canada, provinces, urban and rural.

339 p. in various pagings. 28 cm. 1984. Bilingual.

ISBN 0-660-51063-4.

DDC 370/.971.

Presents 1981 Census data, based on a 20% sample, on the distribution of school attendance and level of schooling for Canada and provinces, highlighting basic demographic and socio-cultural characteristics. Includes definitions and data quality.

Price: Back Issue

92-915

Population : labour force activity : Canada, provinces, urban size groups, rural non-farm and rural farm. 237 p. in various pagings. 28 cm. 1984. Bilingual.

ISBN 0-660-51064-2.

DDC 331.11/0971.

Presents 1981 Census data, based on a 20% sample, on the labour force activity of the population 15 years and over, highlighting basic demographic and socio-cultural characteristics. Includes definitions and data quality.

Price: Back Issue

92-916

Population : work activity in 1980 : Canada, provinces. 74 p. in various pagings. 28 cm. 1983. Bilingual.

ISBN 0-660-51065-0.

DDC 331.12/5/0971.

1981 CENSUS PUBLICATIONS

Presents 1981 Census data, based on a 20% sample, on the work activity in 1980 of the population 15 years and over, excluding inmates, for Canada and provinces. Includes definitions and data quality.

Price: Back Issue

92-917

Population : labour force, occupation by demographic and educational characteristics : Canada, provinces, urban, rural non-farm and rural farm. 236 p. in various pagings. 28 cm. 1983. Bilingual.

ISBN 0-660-51066-9.

DDC 331.7/00971.

Presents 1981 Census data, based on a 20% sample, on occupations of the labour force 15 years and over for Canada and provinces, showing demographic and educational characteristics. Includes definitions, data quality and Standard Occupational Classification codes (1980).

Price: Back Issue

92-918

Population : labour force, occupation by cultural characteristics : Canada, provinces. 190 p. in various pagings. 28 cm. 1984. Bilingual.

ISBN 0-660-51067-7.

DDC 331.7/00971.

Presents 1981 Census data, based on a 20% sample, on the labour force 15 years and over by occupation, highlighting demographic and socio-cultural characteristics. Includes definitions, data quality and Standard Occupational Classification codes (1980).

Price: Back Issue

92-919

Population : worked since January 1, 1980 : occupation by labour force and work activity : Canada, provinces. 242 p. in various pagings. 28 cm. 1983. Bilingual.

ISBN 0-660-51068-5.

DDC 331.7/00971.

Presents 1981 Census data, based on a 20% sample, on the work activity of the population 15 years and over, excluding inmates, who worked since January 1, 1980, for Canada and provinces. Includes definitions, data quality, and Standard Occupational Classification codes (1980).

Price: Back Issue

92-920

Population : labour force : occupation trends : Canada, provinces. 78 p. in various pagings. 28 cm. 1983. Bilingual.

ISBN 0-660-51069-3.

DDC 331.7/00971.

Presents 1981 Census data, based on a 20% sample, on occupation trends of the labour force 15 years and over for Canada and provinces, with 1971-1981 comparison. Includes definitions, data quality and Standard Occupational Classification codes (1971).

Price: Back Issue

92-921

Population : labour force, industry by demographic and educational characteristics : Canada, provinces, urban, rural non-farm and rural farm. 211 p. in various pagings. 28 cm. 1984. Bilingual.

ISBN 0-660-51070-7.

DDC 331.7/00971.

Presents 1981 Census data, based on a 20% sample, on industry for the labour force 15 years and over, highlighting demographic and educational characteristics. Includes definitions and data quality.

Price: Back Issue

92-922

Population : labour force, industry by cultural characteristics : Canada, provinces. 93 p. in various pagings. 28 cm. 1984. Bilingual.

ISBN 0-660-51071-5.

DDC 331.7/00971.

Presents 1981 Census data, based on a 20% sample, on industry for the labour force 15 years and over, highlighting socio-cultural characteristics. Includes definitions and data quality.

Price: Back Issue

92-923

Population : labour force, industry by occupation : Canada, provinces 704 p. in various pagings. 28 cm. 1984. Bilingual.

ISBN 0-660-51072-3.

DDC 331.7/00971.

Presents 1981 Census data, based on a 20% sample, on industry (*Standard industrial classification*, 1970): divisions, major groups and selected classes, by occupation (*Standard occupational classification*, 1980): major, minor and selected unit groups. Includes definitions and data quality.

Price: Back Issue

92-924

Population : worked since January 1, 1980, industry by labour force and work activity : Canada, provinces. 74 p. in various pagings. 28 cm. 1984. Bilingual.

1981 CENSUS PUBLICATIONS

ISBN 0-660-51073-1.

DDC 331.7/00971.

Presents 1981 Census data, based on a 20% sample, on industry (*Standard industrial classification*, 1970) by work activity in 1980 and labour force activity of persons 15 years and over, excluding inmates, who worked since January 1, 1980 for Canada and provinces. Includes definitions and data quality.

Price: Back Issue

92-925

Population : labour force, industry trends : Canada, provinces. 39 p. 28 cm. 1983. Bilingual.

ISBN 0-660-51074-X.

DDC 331.7/00971.

Presents 1981 Census data, based on a 20% sample, on industry trends for the labour force 15 years and over, for Canada and provinces, with 1971-1981 comparison. Includes definitions, data quality and Standard Industrial Classification codes (1970).

Price: Back Issue

92-926

Population : mobility status of the labour force : Canada, provinces, urban and rural, census metropolitan areas, selected subprovincial areas. 313 p. in various pagings. 28 cm. 1984. Bilingual.

ISBN 0-660-51075-8.

DDC 331.12/7971.

Presents 1981 Census data, based on a 20% sample, on the mobility status of the population 15 years and over, excluding inmates and persons enumerated outside of Canada, and their labour force activity, highlighting their educational characteristics. Includes definitions and data quality.

Price: Back Issue

92-927

Population : labour force, occupation and industry, mobility status : Canada, provinces. 78 p. in various pagings. 28 cm. 1983. Bilingual.

ISBN 0-660-51076-6.

DDC 331.12/7971.

Presents 1981 Census data, based on a 20% sample, on occupation and industry of the labour force 15 years and over, excluding persons enumerated outside Canada. Includes definitions and data quality.

Price: Back Issue

92-928

Population : total income : Canada, provinces, urban size groups, rural non-farm and rural farm. 145 p. in various pagings. 28 cm. 1984. Bilingual.

ISBN 0-660-51077-4.

DDC 339.2/2/0971.

Presents information from the 1981 Census of Canada, for the population 15 years and over, showing 1980 income size distributions by sex, sources of income, major source of income, marital status, age, level of schooling, period of immigration, mother tongue, economic family status and census family status. Includes definitions and data quality.

Price: Back Issue

92-929

Population : employment income distributions : Canada, provinces, urban size groups, rural non-farm and rural farm. 70 p. in various pagings. 28 cm. 1984. Bilingual.

ISBN 0-660-51078-2.

DDC 331.2/971.

Presents 1981 Census data, based on a 20% sample, on employment income distributions of population 15 years and over, excluding inmates, who worked in 1980, highlighting their employment characteristics. Includes definitions and data quality.

Price: Back Issue

92-930

Population : worked in 1980 : employment income by occupation : Canada, provinces. 275 p. in various pagings. 28 cm. 1984. Bilingual.

ISBN 0-660-51079-0.

DDC 331.2/971.

Presents 1981 Census data, based on a 20% sample, on employment income of the population 15 years and over, excluding inmates, who worked in 1980, highlighting their socio-economic characteristics. Includes definitions and data quality.

Price: Back Issue

92-931

Population : worked in 1980 : employment income by selected characteristics : Canada, provinces. 133 p. in various pagings. 28 cm. 1984. Bilingual.

ISBN 0-660-51080-4.

DDC 331.2/971.

Presents 1981 Census data, based on a 20% sample, on

1981 CENSUS PUBLICATIONS

employment and work activity of the population 15 years and over, excluding inmates, who worked in 1980, highlighting their socio-economic characteristics. Includes definitions and data quality.

Price: Back Issue

92-932

Occupied private dwellings : selected characteristics : Canada, provinces, urban size groups, rural non-farm and rural farm. 181 p. in various pagings. 28 cm. 1983. Bilingual.

ISBN 0-660-51081-2.

DDC 363.5/0971.

Presents 1981 Census data, based on a 20% sample, on occupied private dwellings and their occupants, highlighting some selected characteristics. Includes definitions and data quality.

Price: Back Issue

92-933

Private households, selected characteristics : Canada, provinces, urban size groups, rural non-farm and rural farm. 153 p. in various pagings. 28 cm. 1984. Bilingual.

ISBN 0-660-51082-0.

DDC 304.6/0971.

Presents 1981 Census data, based on a 20% sample, on private households, highlighting their socio-economic characteristics. Includes definitions and data quality.

Price: Back Issue

92-934

Private households, income : Canada, provinces, urban size groups, rural non-farm and rural farm. 37 p. in various pagings. 28 cm. 1984. Bilingual.

ISBN 0-660-51083-9.

DDC 339.2/2/0971.

Presents 1980 income size distributions from the 1981 Census of Canada for private households by household type, number of persons and number of children. Includes definitions and data quality.

Price: Back Issue

92-935

Census families in private households : selected characteristics : Canada, provinces. 336 p. in various pagings. 28 cm. 1984. Bilingual.

ISBN 0-660-51084-7.

DDC 306.8/5/0971.

Presents 1981 Census data, based on a 20% sample, on census families, family persons and non-family persons,

in private households, highlighting their socio-cultural characteristics. Includes definitions and data quality.

Price: Back Issue

92-936

Census families in private households : income : Canada, provinces, urban size groups, rural non-farm and rural farm. 199 p. in various pagings.

28 cm. 1984. Bilingual.

ISBN 0-660-51085-5.

DDC 339.2/2/0971.

Presents 1981 Census data, based on a 20% sample, on 1980 income size distributions for census families and non-family persons in private households, highlighting socio-economic characteristics. Includes definitions and data quality.

Price: Back Issue

92-937

Economic families in private households : income and selected characteristics : Canada, provinces, urban size groups and rural. 197 p. in various pagings. 28 cm. 1984. Bilingual.

ISBN 0-660-51086-3.

DDC 306.8/5/0971.

Presents statistics on the number, size distribution and composition of economic families as well as the demographic characteristics of economic family persons and unattached individuals. Also presents income size distributions of economic families and unattached individuals by family structure, family characteristics, sources of income as well as low income statistics for economic families and unattached individuals. Includes definitions and data quality.

Price: Back Issue

VOLUME 2 - PROVINCIAL SERIES

This series is based on a user-preferred method of data presentation: the data are published in separate bulletins for each province. This eliminates the need to purchase data for all provinces when the user is interested only in data for certain provinces.

2.1 BULLETINS BASED ON 100% DATA

93-901 to 93-912

Population : geographic distributions. 12 v. 28 cm. 1982. Bilingual.

DDC 304.6/0971.

Presents 1981 Census data, based on 100% coverage on Canada and provinces : geographic distribution and density of population, land area and occupied dwellings. Includes definitions and data quality.

1981 CENSUS PUBLICATIONS

- 93-901 Newfoundland.** Census divisions, urban size groups and rural, census metropolitan areas and census agglomerations, urbanized core and fringe with components, census subdivisions. 39 p. ISBN 0-660-51087-1.
Price: Out of Print
- 93-902 Prince Edward Island.** Census divisions, urban size groups, and rural, census agglomerations, urbanized core and fringe with components, census subdivisions. 31 p. ISBN 0-660-51088-X.
Price: Out of Print
- 93-903 Nova Scotia.** Census divisions, urban size groups and rural, census metropolitan areas and census agglomerations, urbanized core and fringe with components, census subdivisions. 25 p. ISBN 0-660-51089-8.
Price: Back Issue
- 93-904 New Brunswick.** Census divisions, urban size groups and rural, census metropolitan areas and census agglomerations, urbanized core and fringe with components, census subdivisions. 37 p. ISBN 0-660-51090-1.
Price: Back Issue
- 93-905 Québec.** Census divisions, urban size groups and rural, census metropolitan areas and census agglomerations, urbanized core and fringe with components, census subdivisions. 127 p. ISBN 0-660-51091-X.
Price: Back Issue
- 93-906 Ontario.** Census divisions, urban size groups and rural, census metropolitan areas and census agglomerations, urbanized core and fringe with components, census subdivisions. 83 p. ISBN 0-660-51092-8.
Price: Back Issue
- 93-907 Manitoba.** Census divisions, urban size groups and rural, census metropolitan areas and census agglomerations, urbanized core and fringe with components, census subdivisions. 33 p. ISBN 0-660-51093-6.
Price: Back Issue
- 93-908 Saskatchewan.** Census divisions, urban size groups and rural, census metropolitan areas and census agglomerations, urbanized core and fringe with components, census subdivisions. 65 p. ISBN 0-660-51094-4.
Price: Back Issue
- 93-909 Alberta.** Census divisions, urban size groups and rural, census metropolitan areas and census agglomerations, urbanized core and fringe with components, census subdivisions. 39 p. ISBN 0-660-51095-2.
Price: Back Issue

- 93-910 British Columbia.** Census divisions, urban size groups and rural, census metropolitan areas and census agglomerations, urbanized core and fringe with components, census subdivisions. 53 p. ISBN 0-660-51096-0.
Price: Back Issue
- 93-911 Yukon.** Census divisions, urban size groups and rural, census subdivisions. 13 p. ISBN 0-660-51097-9.
Price: Out of Print
- 93-912 Northwest Territories.** Census divisions, urban size groups and rural, census subdivisions. 15 p. ISBN 0-660-51098-7.
Price: Out of Print

2.2 BULLETINS BASED ON 100% DATA

93-913 to 93-924

Population : occupied private dwellings, private households, census families in private households : selected characteristics : census divisions, census metropolitan areas, urbanized core and fringe with components, census subdivisions, census subdivisions of 10,000 population and over. 12 v. 28 cm. 1982. Bilingual.
DDC 304.6/0971.

Presents 1981 Census data, based on 100% coverage, on population of Canada, highlighting special characteristics of dwellings, households and families. Includes definitions and data quality.

- 93-913 Newfoundland.** 90 p. ISBN 0-660-51099-5.
Price: Back Issue
- 93-914 Prince Edward Island.** 68 p. ISBN 0-660-51100-2.
Price: Back Issue
- 93-915 Nova Scotia.** 92 p. ISBN 0-660-51101-0.
Price: Back Issue
- 93-916 New Brunswick.** 100 p. ISBN 0-660-51102-9.
Price: Back Issue
- 93-917 Québec.** 314 p. ISBN 0-660-51103-7.
Price: Back Issue
- 93-918 Ontario.** 335 p. ISBN 0-660-51104-5.
Price: Back Issue
- 93-919 Manitoba.** 88 p. ISBN 0-660-51105-3.
Price: Back Issue
- 93-920 Saskatchewan.** 116 p. ISBN 0-660-51106-X.
Price: Back Issue
- 93-921 Alberta.** 100 p. ISBN 0-660-51107-X.
Price: Back Issue

1981 CENSUS PUBLICATIONS

93-922 British Columbia. 87 p. ISBN 0-660-51108-8.
Price: Back Issue

93-923 Yukon. 34 p. ISBN 0-660-51109-6.
Price: Back Issue

93-924 Northwest Territories. 36 p.
ISBN 0-660-51110-X.
Price: Back Issue

2.3 BULLETINS BASED ON SAMPLE DATA

93-925 to 93-936

Population : language, ethnic origin, religion, place of birth, schooling. 12 v. 28 cm. 1984. Bilingual.
DDC 304.6:0971.

Presents 1981 Census data, based on a 20% sample, on the socio-cultural profile of the population of provinces in Canada. Includes definitions and data quality.

93-925 Newfoundland. Census divisions, census metropolitan areas, urbanized core and fringe with components, census subdivisions of 10,000 population and over. 79 p.
ISBN 0-660-51111-8.
Price: Back Issue

93-926 Prince Edward Island. Census divisions, census agglomerations of 50,000 population and over, urbanized core and fringe with components, census subdivisions of 10,000 population and over. 74 p.
ISBN 0-660-51112-6.
Price: Back Issue

93-927 Nova Scotia. Census divisions, census metropolitan areas, census agglomerations of 50,000 population and over, urbanized core and fringe with components, census subdivisions of 10,000 population and over. 99 p.
ISBN 0-660-51113-4.
Price: Back Issue

93-928 New Brunswick. Census divisions, census metropolitan areas, census agglomerations of 50,000 population and over, urbanized core and fringe with components, census subdivisions of 10,000 population and over. 105 p.
ISBN 0-660-51114-2.
Price: Back Issue

93-929 Québec. Census divisions, census metropolitan areas, census agglomerations of 50,000 population and over, urbanized core and fringe with components, census subdivisions of 10,000 population and over. 415 p.
ISBN 0-660-51115-0.
Price: Back Issue

93-930 Ontario. Census divisions, census metropolitan areas, census agglomerations of 50,000 population and over, urbanized core and fringe with components, census subdivisions of 10,000 population and over. 593 p.
ISBN 0-660-51116-9.
Price: Back Issue

93-931 Manitoba. Census divisions, census metropolitan areas, urbanized core and fringe with components, census subdivisions of 10,000 population and over. 103 p.
ISBN 0-660-51117-7.
Price: Back Issue

93-932 Saskatchewan. Census divisions, census metropolitan areas, urbanized core and fringe with components, census subdivisions of 10,000 population and over. 143 p.
ISBN 0-660-51118-5.
Price: Back Issue

93-933 Alberta. Census divisions, census metropolitan areas, urbanized core and fringe with components, census subdivisions of 10,000 population and over. 143 p.
ISBN 0-660-51119-3.
Price: Back Issue

93-934 British Columbia. Census divisions, census metropolitan areas, census agglomerations of 50,000 population and over, urbanized core and fringe with components, census subdivisions of 10,000 and over. 237 p. ISBN 0-660-51120-7.
Price: Back Issue

93-935 Yukon. Census divisions, census subdivisions of 10,000 population and over. 4 p.
ISBN 0-660-51121-5.
Price: Back Issue

93-936 Northwest Territories. Census divisions, census subdivisions of 10,000 population and over. 4 p. ISBN 0-660-51122-3.
Price: Back Issue

NOTE: For the Yukon and Northwest Territories, the titles of these publications are "Population, schooling."

93-937 to 93-948

Occupied private dwellings, private households, census families in private households, selected characteristics. 12 v. 28 cm. 1984. Bilingual.
DDC 363.5:0971.

Presents 1981 Census data, based on a 20% sample on Canada and provinces : dwellings, households, census families, and their socio-economic highlights. Includes definitions and data quality.

1981 CENSUS PUBLICATIONS

- 93-937 Newfoundland.** Census divisions, census metropolitan areas, census subdivisions of 10,000 population and over. 122 p. ISBN 0-660-51123-1.
Price: Back Issue
- 93-938 Prince Edward Island.** Census divisions, census agglomerations of 50,000 population and over, urbanized core and fringe, census subdivisions of 10,000 population and over. 81 p. ISBN 0-660-51124-X.
Price: Back Issue
- 93-939 Nova Scotia.** Census divisions, census metropolitan areas, census agglomerations of 50,000 population and over, urbanized core and fringe, census subdivisions of 10,000 population and over. 151 p. ISBN 0-660-51125-8.
Price: Back Issue
- 93-940 New Brunswick.** Census divisions, census metropolitan areas, census agglomerations of 50,000 population and over, urbanized core and fringe, census subdivisions of 10,000 population and over. 154 p. ISBN 0-660-51126-6.
Price: Back Issue
- 93-941 Québec.** Census divisions, census metropolitan areas, census agglomerations of 50,000 population and over, urbanized core and fringe, census subdivisions of 10,000 population and over. 346 p. ISBN 0-660-51127-4.
Price: Back Issue
- 93-942 Ontario.** Census divisions, census metropolitan areas, census agglomerations of 50,000 population and over, urbanized core and fringe, census subdivisions of 10,000 population and over. 630 p. ISBN 0-660-51128-2.
Price: Back Issue
- 93-943 Manitoba.** Census divisions, census metropolitan areas, urbanized core and fringe, census subdivisions of 10,000 population and over. 127 p. ISBN 0-660-51129-0.
Price: Back Issue
- 93-944 Saskatchewan.** Census divisions, census metropolitan areas, urbanized core and fringe, census subdivisions of 10,000 population and over. 154 p. ISBN 0-660-51130-4.
Price: Back Issue
- 93-945 Alberta.** Census divisions, census metropolitan areas, urbanized core and fringe, census subdivisions of 10,000 population and over. 155 p. ISBN 0-660-51131-2.
Price: Back Issue
- 93-946 British Columbia.** Census divisions, census metropolitan areas, census agglomerations of 50,000 population and over, urbanized core and fringe, census subdivisions of 10,000 population and over. 240 p. ISBN 0-660-51132-0.
Price: Back Issue
- 93-947 Yukon.** Census divisions, census subdivisions of 10,000 population and over. 16 p. ISBN 0-660-51133-9.
Price: Back Issue
- 93-948 Northwest Territories.** Census divisions, census subdivisions of 10,000 population and over. 16 p. ISBN 0-660-51134-7.
Price: Back Issue
- 93-949 to 93-960**
Population : private households, census families in private households : income. 12 v. 28 cm. 1984. Bilingual.
DDC 339.2/2/0971.
Presents 1981 Census data, based on a 20% sample, on 1980 income size distributions for population 15 years and over for Canada and provinces and their demographic highlights. Includes definitions and data quality.
- 93-949 Newfoundland.** Census divisions, urban, rural non-farm and rural farm, census metropolitan areas, urbanized core and fringe. 80 p. ISBN 0-660-51135-5.
Price: Back Issue
- 93-950 Prince Edward Island.** Census divisions, urban, rural non-farm and rural farm, census agglomerations of 50,000 population and over, urbanized core and fringe. 10 p. ISBN 0-660-51136-3.
Price: Back Issue
- 93-951 Nova Scotia.** Census divisions, urban, rural non-farm and rural farm, census metropolitan areas, census agglomerations of 50,000 population and over, urbanized core and fringe. 40 p. ISBN 0-660-51137-1.
Price: Back Issue
- 93-952 New Brunswick.** Census divisions, urban, rural non-farm and rural farm, census metropolitan areas, census agglomerations of 50,000 population and over, urbanized core and fringe. 40 p. ISBN 0-660-51138-X.
Price: Back Issue
- 93-953 Quebec.** Census divisions, urban, rural non-farm and rural farm, census metropolitan areas, census agglomerations of 50,000 population and over, urbanized core and fringe. 78 p. ISBN 0-660-51139-8.
Price: Back Issue

1981 CENSUS PUBLICATIONS

93-954 Ontario. Census divisions, urban, rural non-farm and rural farm, census metropolitan areas, census agglomerations of 50,000 population and over, urbanized core and fringe. 72 p. ISBN 0-660-51140-1.

Price: Back Issue

93-955 Manitoba. Census divisions, urban, rural non-farm and rural farm, census metropolitan areas, urbanized core and fringe. 38 p. ISBN 0-660-51141-X.

Price: Back Issue

93-956 Saskatchewan. Census divisions, urban, rural non-farm and rural farm, census metropolitan areas, urbanized core and fringe. 34 p. ISBN 0-660-51142-8.

Price: Back Issue

93-957 Alberta. Census divisions, urban, rural non-farm and rural farm, census metropolitan areas, urbanized core and fringe. 34 p. ISBN 0-660-51143-6.

Price: Back Issue

93-958 British Columbia. Census divisions, urban, rural non-farm and rural farm, census metropolitan areas, urbanized core and fringe. 44 p. ISBN 0-660-51144-4.

Price: Back Issue

93-959 Yukon. Census divisions, urban, rural non-farm and rural farm. 4 p. ISBN 0-660-51145-2.

Price: Back Issue

93-960 Northwest Territories. Census divisions, urban, rural non-farm and rural farm. 4 p. ISBN 0-660-51146-0.

Price: Back Issue

NOTE: For the Yukon and Northwest Territories and the province of Prince Edward Island, the titles of these publications are "Population : income."

93-961 to 93-972

Population, economic characteristics. 12 v. 28 cm. 1984. Bilingual.

DDC 331.12/5/0971.

Presents 1981 Census data, based on a 20% sample, on labour force activity of the population 15 years and over in provinces and territories in Canada, highlighting their socio-economic profiles. Includes definitions and data quality.

93-961 Newfoundland. Provinces, census divisions, census metropolitan areas, urbanized core and fringe, census agglomerations of 10,000 to 49,999 population, census subdivisions of 10,000 population and over. 258 p. ISBN 0-660-51147-9.

Price: Back Issue

93-962 Prince Edward Island. Provinces, census divisions, census agglomerations of 50,000 population and over, urbanized core and fringe, census agglomerations of 10,000 to 49,999 population, census subdivisions of 10,000 population and over. 196 p. ISBN 0-660-51148-7.

Price: Back Issue

93-963 Nova Scotia. Provinces, census divisions, census agglomerations of 50,000 population and over, urbanized core and fringe, census agglomerations of 10,000 to 49,999 population, census subdivisions of 10,000 population and over. 352 p. ISBN 0-660-51149-5.

Price: Back Issue

93-964 New Brunswick. Provinces, census divisions, census agglomerations of 50,000 population and over, urbanized core and fringe, census agglomerations of 10,000 to 49,999 population, census subdivisions of 10,000 population and over. 304 p. ISBN 0-660-51150-9.

Price: Back Issue

93-965 Québec. Provinces, census divisions, census agglomerations of 50,000 population and over, urbanized core and fringe, census agglomerations of 10,000 to 49,999 population, census subdivisions of 10,000 population and over. 114 p. ISBN 0-660-51151-7.

Price: Back Issue

93-966 Ontario. Provinces, census divisions, census agglomerations of 50,000 population and over, urbanized core and fringe, census agglomerations of 10,000 to 49,999 population, census subdivisions of 10,000 population and over. 218 p. ISBN 0-660-51152-5.

Price: Back Issue

93-967 Manitoba. Provinces, census divisions, census metropolitan areas, urbanized core and fringe, census agglomerations of 10,000 to 49,999 population, census subdivisions of 10,000 population and over. 312 p. ISBN 0-660-51153-3.

Price: Back Issue

93-968 Saskatchewan. Provinces, census divisions, census metropolitan areas, urbanized core and fringe, census agglomerations of 10,000 to 49,999 population, census subdivisions of 10,000 population and over. 318 p. ISBN 0-660-51154-1.

Price: Back Issue

93-969 Alberta. Provinces, census divisions, census metropolitan areas, urbanized core and fringe, census agglomerations of 10,000 to 49,999 population, census subdivisions of 10,000 population and over. 356 p.

1981 CENSUS PUBLICATIONS

ISBN 0-660-51155-X.

Price: Back Issue

- 93-970 British Columbia.** Provinces, census divisions, census metropolitan areas, census agglomerations of 50,000 population and over, urbanized core and fringe, census agglomerations of 10,000 to 49,999 population, census subdivisions of 10,000 population and over. 634 p. ISBN 0-660-51156-8.

Price: Back Issue

- 93-971 Yukon.** Provinces, census divisions, census subdivisions of 10,000 population and over. 142 p. ISBN 0-660-51157-6.

Price: Back Issue

- 93-972 Northwest Territories.** Provinces, census divisions, census subdivisions of 10,000 population and over. 156 p. ISBN 0-660-51158-4.

Price: Back Issue

93-975

Canada, provinces and economic regions : population, occupied private dwellings, private households and census and economic families in private households : selected social and economic characteristics : Labour Force Survey economic regions, 1981. 74 p. 28 cm. 1985. Bilingual.

ISBN 0-660-53000-7.

DDC 304.6/0971.

Provides a wide range of background data, for the recently revised Labour Force Survey (LFS) economic regions, on topics such as income, education, language and occupation. The report puts the current LFS data in the context of the social demographic and economic characteristics of the population, as measured in the 1981 Census.

Price: Back Issue

GEOGRAPHIC REFERENCE PRODUCTS AND POPULATION COUNTS

94-901

Equivalent 1981 and 1976 enumeration areas. 129 p. in various pagings. 28 cm. 1982. Bilingual.

ISBN 0-660-51559-8.

DDC 304.6/0971.

Lists geographically equivalent 1976 and 1981 Census of Canada enumeration areas (EAs) by province to aid users in the comparison of 1976 and 1981 Census data at EA level. Includes definitions.

Price: Out of Print

94-902 to 94-904

Place name reference list. 3 v. 28 cm. 1983. Bilingual. DDC 317.1.

Provides an index for all place names in Canada associated with 1981 Census of Population and Housing: all census subdivisions (CSDs) - cities, towns, villages, rural municipalities, etc.; all unincorporated places; all census divisions (CDs). Table 1 lists all place names alphabetically and provides their standard geographical classification (SGC) codes, geographical location and 1981 population. Table 2 lists all places in SGC code order within CDs and CSDs. Includes definitions.

- 94-902 Atlantic provinces.** 206 p. ISBN 0-660-51560-1.

Price: Out of Print

- 94-903 Québec and Ontario.** 230 p. ISBN 0-660-51561-X.

Price: Back Issue

- 94-904 Western Provinces and the Territories.** 166 p. ISBN 0-660-51562-8.

Price: Out of Print

94-905

Census subdivisions in decreasing population order. 173 p. 28 cm. 1982. Bilingual.

ISBN 0-660-51563-6.

DDC 304.6/0971.

Presents final population counts of the 1981 Census for all census subdivisions (CSDs) in Canada, in decreasing population order and in alphabetical order showing the national population rank order of each CSD. Includes definitions and data quality.

Price: Back Issue

94-906

Population and dwelling counts : enumeration areas by federal electoral district and province.

602 p. 28 cm. 1982. Bilingual.

ISBN 0-660-51564-4.

DDC 304.6/0971.

Presents the final counts of the 1981 Census, based on 100% coverage, for all federal electoral districts (FEDs) and enumeration areas (EAs) in Canada: population, occupied dwellings and private occupied dwellings, including dwellings occupied solely by foreign and temporary residents. Includes definitions and data quality.

Price: Back Issue

1981 CENSUS PUBLICATIONS

94-911 to 94-946

Final population counts, 1976 and 1981 : census tracts. 36 v. 28 cm. 1982. Bilingual.
DDC 304.6/0971.

Presents the final population counts of 1981 Census for census tracts: based on the 1981 area, as well as the 1976-1981 population percentage change. Includes definitions, data quality and reference map(s).

94-911 Brantford. 2 p. ISBN 0-660-51565-2.

Price: Back Issue

94-912 Calgary. 3 p. ISBN 0-660-51566-0.

Price: Back Issue

94-913 Chicoutimi-Jonquière. 2 p.
ISBN 0-660-51567-9.

Price: Back Issue

94-914 Edmonton. 3 p. ISBN 0-660-51568-7.

Price: Back Issue

94-915 Guelph. 2 p. ISBN 0-660-51569-5.

Price: Back Issue

94-916 Halifax. 2 p. ISBN 0-660-51570-9.

Price: Back Issue

94-917 Hamilton. 3 p. ISBN 0-660-51571-7.

Price: Back Issue

94-918 Kamloops. 2 p. ISBN 0-660-51572-5.

Price: Back Issue

94-919 Kelowna. 2 p. ISBN 0-660-51573-3.

Price: Back Issue

94-920 Kingston. 2 p. ISBN 0-660-51574-1.

Price: Back Issue

94-921 Kitchener. 2 p. ISBN 0-660-51575-X.

Price: Back Issue

94-922 London. 2 p. ISBN 0-660-51576-8.

Price: Back Issue

94-923 Moncton. 2 p. ISBN 0-660-51577-8.

Price: Back Issue

94-924 Montréal. 9 p. ISBN 0-660-51578-4.

Price: Back Issue

94-925 North Bay. 2 p. ISBN 0-660-51579-2.

Price: Back Issue

94-926 Oshawa. 2 p. ISBN 0-660-51580-6.

Price: Back Issue

94-927 Ottawa-Hull. 3 p. ISBN 0-660-51581-4.

Price: Back Issue

94-928 Peterborough. 2 p. ISBN 0-660-51582-2.

Price: Back Issue

94-929 Prince George. 3 p. ISBN 0-660-51583-0.

Price: Back Issue

94-930 Québec. 3 p. ISBN 0-660-51584-9.

Price: Back Issue

94-931 Regina. 2 p. ISBN 0-660-51585-7.

Price: Back Issue

94-932 St. Catharines-Niagara. 2 p.
ISBN 0-660-51586-5.

Price: Back Issue

94-933 St. John's. 2 p. ISBN 0-660-51587-3.

Price: Back Issue

94-934 Saint John. 2 p. ISBN 0-660-51588-1.

Price: Back Issue

94-935 Sarnia. 2 p. ISBN 0-660-51589-X.

Price: Back Issue

94-936 Saskatoon. 2 p. ISBN 0-660-51590-3.

Price: Back Issue

94-937 Sault Ste Marie. 2 p. ISBN 0-660-51591-1.

Price: Back Issue

94-938 Sherbrooke. 1 p. ISBN 0-660-51592-X.

Price: Back Issue

94-939 Sudbury. 2 p. ISBN 0-660-51593-8.

Price: Back Issue

94-940 Thunder Bay. 2 p. ISBN 0-660-51594-6.

Price: Back Issue

94-941 Toronto. 7 p. ISBN 0-660-51595-4.

Price: Back Issue

94-942 Trois-Rivières. 2 p. ISBN 0-660-51596-2.

Price: Back Issue

94-943 Vancouver. 4 p. ISBN 0-660-51597-0.

Price: Back Issue

94-944 Victoria. 2 p. ISBN 0-660-51598-9.

Price: Back Issue

94-945 Windsor. 2 p. ISBN 0-660-51599-7.

Price: Back Issue

94-946 Winnipeg. 3 p. ISBN 0-660-51610-1.

Price: Back Issue

94-947

Final population counts, 1976 and 1981 : census metropolitan areas and census agglomerations, and components. 22 p. 28 cm. 1982. Bilingual.
ISBN 0-660-51611-X.

DDC 304.6/0971.

Presents final population counts of the 1981 Census for 24 census metropolitan areas (CMAs) and 88 census agglomerations (CAs) and their component municipalities

1981 CENSUS PUBLICATIONS

or census subdivisions (CSDs); shows 1976 and 1981 population counts based on 1981 area, as well as the 1976-1981 percentage change. Includes definitions and data quality.

Price: Back Issue

94-951 to 94-988

Street index : post-census. 37 v. 28 cm. 1983. Bilingual.

DDC 917.1/0025.

Presents a 1981 Street Index and a Post-census Street Index for Canada. Provides information linking street data, such as name, direction and odd/even address number ranges, to geographic data, such as municipality, federal electoral district (FED), enumeration area (EA) and census tract (CT).

94-951 Brantford. 41 p. ISBN 0-660-51612-8.

Price: Back Issue

94-952 Calgary. 151 p. ISBN 0-660-51613-6.

Price: Back Issue

94-953 Chicoutimi-Jonquière. 46 p.

ISBN 0-660-51614-4.

Price: Back Issue

94-954 Edmonton. 130 p. ISBN 0-660-51615-2.

Price: Back Issue

94-955 Guelph. 29 p. ISBN 0-660-51616-0.

Price: Back Issue

94-956 Halifax. 54 p. ISBN 0-660-5167-9.

Price: Back Issue

94-957 Hamilton. 95 p. ISBN 0-660-51618-7.

Price: Back Issue

94-958 Kingston. 33 p. ISBN 0-660-51619-5.

Price: Back Issue

94-959 Kitchener. 92 p. ISBN 0-660-51620-9.

Price: Back Issue

94-960 London. 58 p. ISBN 0-660-51621-7.

Price: Back Issue

94-961 Montréal. 365 p. ISBN 0-660-51312-9.

Price: Back Issue

94-962 Ottawa. 110 p. ISBN 0-660-51313-7.

Price: Back Issue

94-963 Hull. 59 p. ISBN 0-660-51314-5.

Price: Back Issue

94-964 Peterborough. 33 p. ISBN 0-660-51315-3.

Price: Back Issue

94-965 Québec. 121 p. ISBN 0-660-51316-1.

Price: Back Issue

94-966 Regina. 58 p. ISBN 0-660-51317-X.

Price: Back Issue

94-967 St. Catharines-Niagara. 69 p.

ISBN 0-660-51318-8.

Price: Back Issue

94-968 St. John's. 31 p. ISBN 0-660-51319-6.

Price: Back Issue

94-969 Saint John. 57 p. ISBN 0-660-51320-X.

Price: Back Issue

94-970 Sarnia. 36 p. ISBN 0-660-51321-8.

Price: Back Issue

94-971 Saskatoon. 72 p. ISBN 0-660-51322-6.

Price: Back Issue

94-972 Sault Ste Marie. 32 p. ISBN 0-660-51323-4.

Price: Back Issue

94-973 Sherbrooke. 42 p. ISBN 0-660-51324-2.

Price: Back Issue

94-974 Sudbury. 44 p. ISBN 0-660-51282-3.

Price: Back Issue

94-975 Thunder Bay. 50 p. ISBN 0-660-51283-1.

Price: Back Issue

94-976 Toronto. 383 p. ISBN 0-660-51284-X.

Price: Back Issue

94-977 Trois-Rivières. 40 p. ISBN 0-660-51285-8.

Price: Back Issue

94-978 Vancouver. 265 p. ISBN 0-660-51286-6.

Price: Back Issue

94-979 Victoria. 84 p. ISBN 0-660-51287-4.

Price: Back Issue

94-980 Windsor. 50 p. ISBN 0-660-51288-2.

Price: Back Issue

94-981 Winnipeg. 152 p. ISBN 0-660-51289-0.

Price: Back Issue

94-982 Saint-Jérôme. 26 p. ISBN 0-660-51290-4.

Price: Back Issue

94-983 Oshawa. 36 p. ISBN 0-660-51291-2.

Price: Back Issue

94-984 Kamloops. 38 p. ISBN 0-660-51824-4.

Price: Back Issue

94-985 Kelowna. 36 p. ISBN 0-660-51825-2.

Price: Back Issue

94-986 Moncton. 33 p. ISBN 0-660-51826-0.

Price: Back Issue

94-987 North Bay. 28 p. ISBN 0-660-51827-9.

Price: Back Issue

1981 CENSUS PUBLICATIONS

94-988 Prince George. 41 p. ISBN 0-660-51828-7.
Price: Back Issue

VOLUME 3 - PROFILE SERIES A

This series is based on the same concept as the Census Tract series in 1971 and 1976. A range of population, housing and socio-economic data is presented for specific geographic areas which, for 1981, were expanded to cover census divisions.

3.1 BULLETINS BASED ON 100% DATA

95-901

Federal electoral districts : population, occupied private dwellings, private households, census families in private households : selected characteristics. 108 p. 28 cm. 1982. Bilingual.

ISBN 0-660-51159-2.

DDC 304.6/0971.

Presents for all federal electoral districts (FEDs), a compendium of most frequently used data collected by 1981 Census, based on 100% coverage, on population, private dwellings, households, families, and their socio-cultural characteristics. Includes definitions, data quality and reference map.

Price: Back Issue

95-902

Census divisions : population, occupied private dwellings, private households, census families in private households : selected characteristics. 105 p. 28 cm. 1982. Bilingual.

ISBN 0-660-51160-6.

DDC 304.6/0971.

Presents for all census divisions (CDs), a compendium of most frequently used data collected by 1981 Census, based on 100% coverage, on population, private dwellings, households, families, and their socio-cultural characteristics. Includes definitions, data quality and reference map.

Price: Back Issue

95-903

Census metropolitan areas and census agglomerations with components : population, occupied private dwellings, private households, census families in private households : selected characteristics. 327 p. 28 cm. 1982. Bilingual.

ISBN 0-660-51161-4.

DDC 304.6/0971.

Presents for 24 census metropolitan areas, their component municipalities or census subdivisions and 88

census agglomerations, a compendium of most frequently used data collected by 1981 census, based on 100% coverage, on population, private dwellings, households, families, and their socio-cultural characteristics. Includes definitions, data quality and reference map.

Price: Back Issue

95-904

Census subdivisions of 5,000 population and over : population, occupied private dwellings, private households, census families in private households : selected characteristics. 233 p. 28 cm. 1982. Bilingual.

ISBN 0-660-51162-2.

DDC 304.6/0971.

Presents for all census subdivisions (CSDs) of 5,000 population and over, a compendium of most frequently used data collected by 1981 Census, based on 100% coverage, on population, private dwellings, households, families, and their socio-cultural characteristics. Includes definitions, data quality and reference map.

Price: Back Issue

95-905 to 95-940

Census tracts : population, occupied private dwellings, private households, census families in private households : selected characteristics. 36 v. 28 cm. 1982. Bilingual.

DDC 304.6/0971.

Presents 1981 Census data, based on 100% coverage, on population, private dwellings, households and census families for Canada, highlighting their socio-cultural characteristics. Includes definitions, data quality, reference maps and conversion table (census tract numbers in 1981 with numbers for corresponding census tracts in 1976).

95-905 Brantford. 9 p. ISBN 0-660-51163-0.
Price: Back Issue

95-906 Calgary. 42 p. ISBN 0-660-51164-9.
Price: Back Issue

95-907 Chicoutimi-Jonquière. 13 p.
ISBN 0-660-51165-7.
Price: Back Issue

95-908 Edmonton. 54 p. ISBN 0-660-51166-5.
Price: Back Issue

95-909 Guelph. 9 p. ISBN 0-660-51167-3.
Price: Back Issue

95-910 Halifax. 25 p. ISBN 0-660-51168-1.
Price: Back Issue

95-911 Hamilton. 54 p. ISBN 0-660-51169-X.
Price: Back Issue

1981 CENSUS PUBLICATIONS

- 95-912 Kamloops.** 9 p. ISBN 0-660-51170-3.
Price: Back Issue
- 95-913 Kelowna.** 13 p. ISBN 0-660-51171-1.
Price: Back Issue
- 95-914 Kingston.** 13 p. ISBN 0-660-51172-X.
Price: Back Issue
- 95-915 Kitchener.** 25 p. ISBN 0-660-51173-8.
Price: Back Issue
- 95-916 London.** 25 p. ISBN 0-660-51174-6.
Price: Back Issue
- 95-917 Moncton.** 9 p. ISBN 0-660-51175-4.
Price: Back Issue
- 95-918 Montréal.** 231 p. ISBN 0-660-51176-2.
Price: Back Issue
- 95-919 North Bay.** 9 p. ISBN 0-660-51177-0.
Price: Back Issue
- 95-920 Oshawa.** 13 p. ISBN 0-660-51178-9.
Price: Back Issue
- 95-921 Ottawa-Hull.** 62 p. ISBN 0-660-51179-7.
Price: Back Issue
- 95-922 Peterborough.** 9 p. ISBN 0-660-51180-0.
Price: Back Issue
- 95-923 Prince George.** 9 p. ISBN 0-660-51181-9.
Price: Back Issue
- 95-924 Québec.** 46 p. ISBN 0-660-51182-7.
Price: Back Issue
- 95-925 Regina.** 17 p. ISBN 0-660-51183-5.
Price: Back Issue
- 95-926 St. Catharines-Niagara.** 29 p.
ISBN 0-660-51184-2.
Price: Back Issue
- 95-927 St. John's.** 13 p. ISBN 0-660-51185-1.
Price: Back Issue
- 95-928 Saint John.** 17 p. ISBN 0-660-51186-X.
Price: Back Issue
- 95-929 Sarnia.** 9 p. ISBN 0-660-51187-8.
Price: Back Issue
- 95-930 Saskatoon.** 13 p. ISBN 0-660-51188-6.
Price: Back Issue
- 95-931 Sault Ste. Marie.** 9 p. ISBN 0-660-51189-4.
Price: Back Issue
- 95-932 Sherbrooke.** 13 p. ISBN 0-660-51190-8.
Price: Back Issue
- 95-933 Sudbury.** 17 p. ISBN 0-660-51191-6.
Price: Back Issue

- 95-934 Thunder Bay.** 13 p. ISBN 0-660-51192-4.
Price: Back Issue
- 95-935 Trois-Rivières.** 13 p. ISBN 0-660-51193-2.
Price: Back Issue
- 95-936 Toronto.** 211 p. ISBN 0-660-51194-0.
Price: Back Issue
- 95-937 Vancouver.** 67 p. ISBN 0-660-51195-9.
Price: Back Issue
- 95-938 Victoria.** 21 p. ISBN 0-660-51196-7.
Price: Back Issue
- 95-939 Windsor.** 21 p. ISBN 0-660-51197-5.
Price: Back Issue
- 95-940 Winnipeg.** 50 p. ISBN 0-660-51198-3.
Price: Back Issue

VOLUME 3 - PROFILE SERIES B

This series is based on the same concept as the Census Tract series in 1971 and 1976. A range of population, housing and socio-economic data is presented for specific geographic areas which, for 1981, were expanded to cover census divisions.

3.2 BULLETINS BASED ON SAMPLE DATA

95-941

Federal electoral districts : population, occupied private dwellings, private households and census and economic families in private households : selected social and economic characteristics. 302 p. 28 cm. 1983. Bilingual.
ISBN 0-660-51199-1.
DDC 304.6/0971.

Presents for federal electoral districts, a compendium of frequently used data collected by 1981 Census on a 20% sample basis: population, dwelling, household and family distributions and their socio-economic profile. Includes definitions, data quality, and reference map.
Price: Back Issue

95-942

Census divisions : population, occupied private dwellings, private households and census and economic families in private households : selected social and economic characteristics. 282 p. 28 cm. 1983. Bilingual.
ISBN 0-660-51200-9.
DDC 304.6/0971.

Presents for census divisions, a compendium of

1981 CENSUS PUBLICATIONS

frequently used data collected by 1981 Census on a 20% sample basis: population, dwelling, household and family distributions and their socio-economic profile. Includes definitions, data quality, and reference map.

Price: Back Issue

95-943

Census metropolitan areas with components : population, occupied private dwellings, private households and census and economic families in private households : selected social and economic characteristics. 386 p. 28 cm. 1983. Bilingual.

ISBN 0-660-51201-7.

DDC 304.6/0971.

Presents for 25 census metropolitan areas and their component municipalities or census subdivisions, a compendium of frequently used data collected by 1981 Census on a 20% sample basis: population, dwelling, household and family distributions and their socio-economic profile. Includes definitions and data quality.

Price: Back Issue

95-944

Census agglomerations with components : population, occupied private dwellings, private households and census and economic families in private households : selected social and economic characteristics. 522 p. 28 cm. 1983. Bilingual.

ISBN 0-660-51202-5.

DDC 304.6/0971.

Presents for census agglomerations (91) and their component municipalities or census subdivisions, a compendium of frequently used data collected by 1981 Census on a 20% sample basis: population, dwelling, household and family distributions and their socio-economic profile. Includes definitions and data quality.

Price: Back Issue

95-945

Census subdivisions of 5,000 population and over : population, occupied private dwellings, private households and census and economic families in private households : selected social and economic characteristics. 672 p. 28 cm. 1983. Bilingual.

ISBN 0-660-51203-3.

DDC 304.6/0971.

Presents for census subdivisions of 5,000 population and over, a compendium of frequently used data collected by 1981 Census on a 20% sample basis: population, dwelling, household and family distributions and their socio-economic profile. Includes definitions and data quality.

Price: Back Issue

95-946 to 95-981

Census tracts : population, occupied private dwellings, private households and census and economic families in private households : selected social and economic characteristics. 36 v. 28 cm. 1982-1983. Bilingual.

DDC 304.6/0971.

Presents 1981 Census data, based on a 20% sample, on population, private dwellings, households and families for census tracts (CTs), highlighting their socio-economic profile. Includes definitions, data quality, reference maps, and conversion table : CTs numbers in 1981 with numbers for corresponding CTs in 1976.

95-946 Brantford. 33 p. ISBN 0-660-51204-1.

Price: Back Issue

95-947 Calgary. 124 p. ISBN 0-660-51205-X.

Price: Out of Print

95-948 Chicoutimi-Jonquière. 33 p. ISBN 0-660-51206-8.

Price: Back Issue

95-949 Edmonton. 144 p. ISBN 0-660-51207-6.

Price: Out of Print

95-950 Guelph. 23 p. ISBN 0-660-51208-4.

Price: Back Issue

95-951 Halifax. 73 p. ISBN 0-660-51209-2.

Price: Out of Print

95-952 Hamilton. 154 p. ISBN 0-660-51210-6.

Price: Back Issue

95-953 Kamloops. 33 p. ISBN 0-660-51211-4.

Price: Back Issue

95-954 Kelowna. 33 p. ISBN 0-660-51212-2.

Price: Back Issue

95-955 Kingston. 43 p. ISBN 0-660-51213-0.

Price: Back Issue

95-956 Kitchener. 73 p. ISBN 0-660-51214-9.

Price: Back Issue

95-957 London. 83 p. ISBN 0-660-51215-7.

Price: Back Issue

95-958 Moncton. 23 p. ISBN 0-660-51216-5.

Price: Back Issue

95-959 Montréal. 669 p. ISBN 0-660-51217-3.

Price: Out of Print

95-960 North Bay. 23 p. ISBN 0-660-51218-1.

Price: Back Issue

95-961 Oshawa. 43 p. ISBN 0-660-51219-X.

Price: Back Issue

95-962 Ottawa-Hull. 184 p. ISBN 0-660-51220-3.

Price: Out of Print

1981 CENSUS PUBLICATIONS

- 95-963 Peterborough.** 33 p. ISBN 0-660-51221-1.
Price: Back Issue
- 95-964 Prince George.** 33 p. ISBN 0-660-51222-X.
Price: Back Issue
- 95-965 Québec.** 134 p. ISBN 0-660-51223-8.
Price: Back Issue
- 95-966 Regina.** 43 p. ISBN 0-660-51224-6.
Price: Back Issue
- 95-967 St. Catharines-Niagara.** 83 p.
ISBN 0-660-51225-4.
Price: Back Issue
- 95-968 St. John's.** 43 p. ISBN 0-660-51226-2.
Price: Back Issue
- 95-969 Saint John.** 43 p. ISBN 0-660-51227-0.
Price: Back Issue
- 95-970 Sarnia.** 23 p. ISBN 0-660-51228-9.
Price: Back Issue
- 95-971 Saskatoon.** 43 p. ISBN 0-660-51229-7.
Price: Back Issue
- 95-972 Sault Ste. Marie.** 33 p. ISBN 0-660-51230-0.
Price: Back Issue
- 95-973 Sherbrooke.** 33 p. ISBN 0-660-51231-9.
Price: Back Issue
- 95-974 Sudbury.** 43 p. ISBN 0-660-51232-7.
Price: Back Issue
- 95-975 Thunder Bay.** 43 p. ISBN 0-660-51233-5.
Price: Back Issue
- 95-976 Trois-Rivières.** 33 p. ISBN 0-660-51234-3.
Price: Back Issue
- 95-977 Toronto.** 619 p. ISBN 0-660-51235-1.
Price: Back Issue
- 95-978 Vancouver.** 255 p. ISBN 0-660-51236-X.
Price: Out of Print
- 95-979 Victoria.** 63 p. ISBN 0-660-51237-8.
Price: Back Issue
- 95-980 Windsor.** 63 p. ISBN 0-660-51238-6.
Price: Back Issue
- 95-981 Winnipeg.** 144 p. ISBN 0-660-51239-4.
Price: Out of Print

95-983 to 95-994

Census divisions and subdivisions, population, occupied private dwellings, private households and census and economic families in private households : selected social and economic characteristics. 13 v. 28 cm. 1983. Bilingual.
DDC 304.6/0971.

Presents for all census divisions and census subdivisions in Canada, a compendium of frequently used 1981 Census data, based on a 20% sample, on population, private dwellings and households, and their socio-economic profile. Includes definitions and data quality.

- 95-983 Newfoundland.** 334 p. ISBN 0-660-51662-4.
Price: Back Issue
- 95-984 Prince Edward Island.** 107 p.
ISBN 0-660-51663-2.
Price: Back Issue
- 95-985 Nova Scotia.** 115 p. ISBN 0-660-51664-0.
Price: Out of Print
- 95-986 New Brunswick.** 253 p. ISBN 0-660-51665-9.
Price: Back Issue
- 95-987 Québec. Part I.** 632 p. ISBN 0-660-51667-5.
Part II. 720 p. ISBN 0-660-51668-3.
Price: Back Issue
- 95-988 Ontario.** 797 p. ISBN 0-660-51669-1.
Price: Back Issue
- 95-989 Manitoba.** 253 p. ISBN 0-660-51670-5.
Price: Back Issue
- 95-990 Saskatchewan.** 732 p. ISBN 0-660-51671-3.
Price: Back Issue
- 95-991 Alberta.** 850 p. ISBN 0-660-51672-1.
Price: Back Issue
- 95-992 British Columbia.** 377 p.
ISBN 0-660-51673-X.
Price: Back Issue
- 95-993 Yukon.** 22 p. ISBN 0-660-51674-8.
Price: Back Issue
- 95-994 Northwest Territories.** 74 p.
ISBN 0-660-51675-6.
Price: Back Issue

ADDITIONAL PROVINCIAL SERIES

Selected social and economic characteristics for census divisions and subdivisions for population, occupied private dwellings, private households and census and economic families in private households.

1981 CENSUS PUBLICATIONS

CENSUS OF AGRICULTURE

96-901 to 96-911

Agriculture. 11 v. 28 cm. 1982. Bilingual.
DDC 338.1/0971.

Presents comparable agricultural data from previous censuses and provides current data for Canada and provinces: farms, operators, crops, sales, capital value, expenditures, hired labour, etc. Includes data analysis, quality, methodology, explanations of terms, questionnaire and maps.

96-901 Canada. 120 p. ISBN 0-660-51292-0.

Price: Back Issue

96-902 Newfoundland. 116 p. ISBN 0-660-51293-9.

Price: Back Issue

96-903 Prince Edward Island. 104 p.

ISBN 0-660-51294-7.

Price: Back Issue

96-904 Nova Scotia. 148 p. ISBN 0-660-51295-5.

Price: Back Issue

96-905 New Brunswick. 144 p. ISBN 0-660-51296-3.

Price: Back Issue

96-906 Québec. 221 p. ISBN 0-660-51297-1.

Price: Back Issue

96-907 Ontario. 224 p. ISBN 0-660-51298-X.

Price: Back Issue

96-908 Manitoba. 172 p. ISBN 0-660-51299-8.

Price: Back Issue

96-909 Saskatchewan. 168 p. ISBN 0-660-51300-5.

Price: Back Issue

96-910 Alberta. 144 p. ISBN 0-660-51301-3.

Price: Back Issue

96-911 British Columbia. 170 p. ISBN 0-660-51302-1.

Price: Back Issue

96-912

Agriculture, field crops. 149 p. in various pagings.
28 cm. 1982. Bilingual.

ISBN 0-660-51303-X.

DDC 633/.00971.

Shows the comparison of 1981 data to previous censuses, at the provincial level: farms reporting, their size and area sown for harvest for selected crops.

Price: Back Issue

96-913

Agriculture, horticultural crops. 129 p. in various pagings. 28 cm. 1982. Bilingual.

ISBN 0-660-51304-8.

DDC 635/.0971.

Shows the comparison of 1981 data to previous censuses at the provincial level: horticultural farms, their size and area sown for harvest for selected crops. Includes reference maps.

Price: Back Issue

96-914

Agriculture, livestock and poultry. 93 p. in various pagings. 28 cm. 1982. Bilingual.

ISBN 0-660-51305-6.

DDC 636/.00971.

Shows 1981 data, with the historical comparisons from previous censuses, at the provincial level: farms reporting; holdings of livestock and poultry. Includes reference maps.

Price: Back Issue

96-915

Agriculture, machinery and equipment. 66 p. in various pagings. 28 cm. 1982. Bilingual.

ISBN 0-660-51306-4.

DDC 631.3/0971.

Shows the number of machines and farms reporting for censuses 1961, 1971, 1976 and 1981 at the provincial level. Includes reference maps.

Price: Back Issue

96-916

Agriculture, land use. 71 p. in various pagings. 28 cm. 1982. Bilingual.

ISBN 0-660-51307-2.

DDC 333.76/13/0971.

Reports data relating to the distribution of size and use of land from the 1981 Census of Agriculture, and historical comparisons with the previous censuses. An outline map of the census division boundaries is included.

Price: Back Issue

96-917

Agriculture, sales class and product type. 76 p. in various pagings. 28 cm. 1983. Bilingual.

ISBN 0-660-51308-0.

DDC 338.1/0971.

Presents the frequency distributions of census farms by

1981 CENSUS PUBLICATIONS

sales class and product type from the 1981 Census of Agriculture, and historical comparisons with the previous censuses. An outline map of the census division boundaries is also included.

Price: Back Issue

96-918

Agriculture, evaluation of data quality. 91 p. 28 cm. 1984. Bilingual.

ISBN 0-660-51309-9.

DDC 338.1/072.

Highlights the data quality aspects of the 1981 Census of Agriculture. The evaluation methodology is explained and the results of the study in terms of coverage and response errors are presented. Indicators of quality of each variable are also given. A summary of the evaluation results is presented followed by the detailed evaluation report.

Price: Back Issue

96-919

Agriculture, indexed agricultural sales 1961 to 1981. 28 p. in various pagings. 28 cm. 1983. Bilingual.

ISBN 0-660-51310-2.

DDC 338.1/0971.

Presents selected data from 1981 Census of Agriculture and previous censuses, cross-classified by sales class, with sales of each farm expressed in 1975 constant dollars. The intent is to create comparable economic classes of farms. Includes indexing methodology, explanations of terms and data quality.

Price: Back Issue

96-920

Agriculture, a profile of Canadian agriculture. 178 p. 28 cm. 1984. Bilingual.

ISBN 0-660-51311-0.

DDC 338.1/0971.

Graphically highlights the results of the 1981 Census of Agriculture by comparing them to results from past censuses and surveys. The intent is to give a structural overview of Canadian agricultural land resource by examining it from different perspectives: area, use, products, ownership, revenue and expenses, and market worth. Includes methodology, notes, data sources, index, maps.

Price: Back Issue

ADDITIONAL PROVINCIAL SERIES

Selected characteristics for census divisions and subdivisions, for population, occupied private dwellings, private households, and census families in private households.

98-901 to 98-912

Census divisions and subdivisions : population, occupied private dwellings, private households, census families in private households : selected characteristics. 12 v. 28 cm. 1982. Bilingual.

DDC 304.6/0971.

Presents for all census divisions (CD) and subdivisions (CSD) in Canada a compendium of frequently used 1981 Census data, based on 100% coverage, on population, private dwellings, households, and census families and their socio-cultural profile. Includes definitions and data quality.

98-901 Newfoundland. 140 p. ISBN 0-660-51650-0.

Price: Out of Print

98-902 Prince Edward Island. 40 p.

ISBN 0-660-51651-9.

Price: Out of Print

98-903 Nova Scotia. 44 p. ISBN 0-660-51652-7.

Price: Out of Print

98-904 New Brunswick. 104 p. ISBN 0-660-51653-5.

Price: Out of Print

98-905 Québec. 568 p. ISBN 0-660-51654-3.

Price: Out of Print

98-906 Ontario. 332 p. ISBN 0-660-51655-1.

Price: Out of Print

98-907 Manitoba. 104 p. ISBN 0-660-51656-X.

Price: Back Issue

98-908 Saskatchewan. 304 p. ISBN 0-660-51657-8.

Price: Out of Print

98-909 Alberta. 144 p. ISBN 0-660-51658-6.

Price: Back Issue

98-910 British Columbia. 204 p. ISBN 0-660-51659-4.

Price: Out of Print

98-911 Yukon. 4 p. ISBN 0-660-51660-8.

Price: Back Issue

98-912 Northwest Territories. 28 p.

ISBN 0-660-51661-1.

Price: Out of Print

GEOGRAPHIC AND OTHER REFERENCE PRODUCTS, ANALYTICAL STUDIES AND WORKING PAPERS

99-901

1981 census dictionary. 151 p. 28 cm. 1982. Bilingual. ISBN 0-660-51240-8.

DDC 354.710081/9.

Presents definitions of variables and terms used in 1981

1981 CENSUS PUBLICATIONS

Census data products: publications, tapes, and microfiche. The dictionary indicates the previous censuses for which data on a particular variable are available, the variable universe, the data responses on the 1981 Census data base and any explanatory remarks that may be helpful. Also includes an index to give cross-references of commonly used census terminology.

Price: Back Issue

99-902

Summary guide : total population. 135 p. 28 cm. 1983. Bilingual.

ISBN 0-660-51241-6.

DDC 354.710081/9.

Presents a summary guide to 1981 Census of Canada (Total population), giving a general overview from development to final processing of the data: methodology; questionnaires; historical precedents; legal requirements; data collection and processing techniques; data quality and reconciliation; data products; reference maps. Includes tables showing response rates and total standard error (TSE) estimates for various geographic size groups, with explanatory notes to highlight anomalies in the data. "Summary Guide - Sample Population" is a companion volume to this guide.

Price: Back Issue

99-903

Summary guide : sample population. 215 p. 28 cm. 1984. Bilingual.

ISBN 0-660-51242-4.

DDC 354.710081/9.

Presents a summary guide to 1981 Census of Canada (Sample population), giving a general overview from development to final processing of the data: methodology; questionnaires; historical precedents; legal requirements; data collection and processing techniques; data quality and reconciliation; data products; reference maps. Includes tables showing response rates and total standard error (TSE) estimates for various geographic size groups, with explanatory notes to highlight anomalies in the data. "Summary Guide - Total Population" is a companion volume to this guide.

Price: Back Issue

99-906

Reference maps : census metropolitan areas and census agglomerations. 132 maps. 28 cm. 1982. Bilingual.

ISBN 0-660-51245-9.

DDC 912/.13046/0971.

Presents a series of reference maps which show the components of census metropolitan areas (CMAs) and census agglomerations (CAs) in Canada. Includes definitions.

Price: Back Issue

99-907

Reference maps : census divisions and subdivisions. 34 maps. 28 cm. Bilingual.

ISBN 0-660-51246-7.

DDC 912/.13046/0971.

Presents a series of reference maps showing census divisions (CDs), census subdivisions (CSDs) and census consolidated subdivisions (CCSs). Includes definitions.

Price: Back Issue

99-908

Population counts, 1976 and 1981 : federal electoral districts. 55 p. 28 cm. 1982. Bilingual.

ISBN 0-660-51247-5.

DDC 304.6/0971.

Presents the final population counts of 1981 Census of Canada, based on 100% coverage, for 282 federal electoral districts (FEDs) as established by the 1976 *Representation Order to the Electoral Boundaries Readjustment Act, RSC, 1970*. Provides also the comparative population counts from 1976 census. Includes definitions and reference map.

Price: Back Issue

99-909 to 99-912

Enumeration area reference list : census divisions and subdivisions, urban and rural. 4 v. 28 cm. 1982. Bilingual.

DDC 304.6/0971.

Presents geographic reference list for provinces showing linkages between the basic unit of census data collection, the enumeration area and the various standard geographic areas of data presentation, the census geostatistical areas. Includes definitions and indexes.

99-909 Atlantic Provinces. 54 p.

ISBN 0-660-51248-3.

Price: Back Issue

99-910 Québec. 83 p. ISBN 0-660-51249-1.

Price: Back Issue

99-911 Ontario. 57 p. ISBN 0-660-51250-5.

Price: Back Issue

99-912 Western Provinces and the Territories. 106 p. ISBN 0-660-51251-3.

Price: Back Issue

1981 CENSUS PUBLICATIONS

99-913

Enumeration area reference list : census tracts.

151 p. 28 cm. 1982. Bilingual.

ISBN 0-660-51252-1.

DDC 304.6/0971.

Presents geographic reference list for Canada showing linkages between the basic unit of census data collection, the enumeration area and the various standard geographic areas of data presentation, the census geostatistical areas. Includes definitions and Index - Census subdivisions.

Price: Back Issue

99-914 to 99-917

Enumeration area reference list : provincial census tracts. 4 v. 28 cm. 1982. Bilingual.

DDC 304.6/0971.

Presents geographical reference list for provinces showing linkages between the basic unit of census data collection, the enumeration area and the various standard geographic areas of data presentation, the census geostatistical areas. Includes definitions and index.

99-914 Atlantic Provinces. 66 p.
ISBN 0-660-51253-X.

Price: Back Issue

99-915 Québec. 96 p. ISBN 0-660-51254-8.

Price: Back Issue

99-916 Ontario. 71 p. ISBN 0-660-51255-6.

Price: Back Issue

99-917 Western Provinces and the Territories.
139 p. ISBN 0-660-51256-4.

Price: Back Issue

99-918

Enumeration area reference list : census metropolitan areas and census agglomerations, components. 91 p. 28 cm. 1982. Bilingual.

ISBN 0-660-51257-2.

DDC 304.6/0971.

Presents geographic reference list for Canada showing linkages between the basic unit of census data collection, the enumeration area and the various standard geographic areas of data presentation, the census geostatistical areas. Includes definitions and Index - Census subdivisions.

Price: Back Issue

99-919 to 99-930

Metropolitan atlas series. 12 v. 28 cm. 1984. Bilingual.
DDC 307.7/64/0971.

Presents maps and graphs to portray 1981 Census data for census metropolitan areas (CMAs), on key statistical themes: population, housing, place of work, and income, highlighting demographic, socio-economic, cultural and spatial dimensions. Includes definitions and data quality.

99-919 Toronto. 129 p. ISBN 0-660-51258-0.

Price: Back Issue

99-920 Montréal. 129 p. ISBN 0-660-51259-2.

Price: Back Issue

99-921 Vancouver. 129 p. ISBN 0-660-51260-2.

Price: Back Issue

99-922 Winnipeg. 65 p. ISBN 0-660-61261-0.

Price: Back Issue

99-923 Halifax. 61 p. ISBN 0-660-51262-9.

Price: Back Issue

99-924 Ottawa-Hull. 63 p. ISBN 0-660-51263-7.

Price: Back Issue

99-925 Edmonton. 65 p. ISBN 0-660-51264-5.

Price: Back Issue

99-926 Québec. 61 p. ISBN 0-660-51265-3.

Price: Back Issue

99-927 Calgary. 65 p. ISBN 0-660-51266-1.

Price: Back Issue

99-928 Hamilton. 63 p. ISBN 0-660-51267-X.

Price: Back Issue

99-929 Regina. 63 p. ISBN 0-660-51268-8.

Price: Back Issue

99-930 St. John's. 61 p. ISBN 0-660-51269-6.

Price: Back Issue

DESCRIPTIVE SERIES

99-931

Canada's changing population distribution. 20 p.
28 cm. 1984. Bilingual.

ISBN 0-660-51270-X.

DDC 304.6/0971.

Presents the population distribution trends and highlights of information about changes in geographic distribution of Canada's population since 1871.

Price: Out of Print

1981 CENSUS PUBLICATIONS

99-933

Canada's lone-parent families. 31 p. 28 cm. 1984. Bilingual.
ISBN 0-660-51272-6.
DDC 306.8/56/0971.

Presents statistical overview of Canada's lone-parent families: distribution and trends, living arrangements, income, housing, family type and some demographic characteristics.

Price: Back Issue

99-934

Living alone. 20 p. 28 cm. 1984. Bilingual.
ISBN 0-660-51273-4.
DDC 305.9/0652/0971.

Takes an in-depth look at people who live alone: distribution and trends; income, housing conditions, and some demographic characteristics.

Price: Back Issue

99-935

Language in Canada. 18 p. 28 cm. 1985. Bilingual.
ISBN 0-660-51274-2.
DDC 409/.71.

The publication is part of a special series of popular studies undertaken on selected topics of public interest. Using 1981 Census data, it provides highlights of information about the language situation in Canada (e.g. location of language groups across the country, retention of mother tongue, Canada's bilingual population). It is designed for use at the high school and community college levels and could also be of interest to the general public.

Price: Back Issue

99-937

Canada's native people. 30 p. 28 cm. 1984. Bilingual.
ISBN 0-660-51276-9.
DDC 305.8/97/071.

Approximately half a million Canadians reported that they were of native origin in the 1981 Census of Canada. These people belonged to one of four native groups: status Indians, non-status Indians, Métis and Inuit. This publication includes basic 1981 Census counts for the Atlantic Provinces, Québec, Ontario, the Prairies, British Columbia and the Territories. It also highlights, mainly at the national level, some of the principal demographic and socio-economic characteristics of Canada's native people, including family size, level of education, income and household characteristics.

Price: Out of Print

99-938

Schooling in Canada. 20 p. 28 cm. 1984. Bilingual.
ISBN 0-660-51277-7.
DDC 370/.971.

Presents information about the education and school attendance of the population, in the light of three main questions: How much schooling or education do Canadians have? How much schooling is actually going on in any given school year? How is schooling related to economic factors such as unemployment and to social characteristics such as ethnicity or religion?

Price: Back Issue

99-939

Canada's young family home-owners. 15 p. 28 cm. 1984. Bilingual.
ISBN 0-660-51278-5.
DDC 363.5/0971.

Discusses many aspects of home-ownership among young families from the quality of shelter and regional differences, to shelter costs, family types and family incomes. The study highlights the social and demographic issues of the 1980's.

Price: Back Issue

99-940

Women in the work world. 24 p. 28 cm. 1984. Bilingual.
ISBN 0-660-51279-3.
DDC 331.4/125/0971.

Presents socio-economic and demographic profile of Canadian women in the labour market: education, employment, income, and compares the data with similar data on men.

Price: Back Issue

99-941

Changes in income in Canada, 1970-1980. 22 p. 28 cm. 1984. Bilingual.
ISBN 0-660-51280-7.
DDC 339.2/2/0971.

Presents 1981 Census information on the incomes of families in 1980 with comparisons from 1970 incomes, with highlights to analyze the changes in the composition of upper, lower and middle income groups.

Price: Back Issue

1981 CENSUS PUBLICATIONS

99-942

Urban growth in Canada. 22 p. 28 cm. 1984. Bilingual.
ISBN 0-660-51281-5.
DDC 307.2/0971.

Examines the recent turnaround in migration from rural areas to cities and compares population growth in urban and rural areas in Canada and other parts of the world.

Price: Back Issue

99-943

1981 shelter cost data : editing and imputation strategies / Walton O. Boxhill and Oliver Lo. 55 p. 28 cm. 1985. Bilingual.
ISBN 0-660-52823-1.
DDC 363.5/0971

This report summarizes the options evaluated and exercised in providing a module for editing and imputing values to several shelter cost variables (mortgage, property taxes, fuel, etc.) in the 1981 Census of Canada. It documents the consideration given to various shelter cost elements prior to and during the process.

Price: Back Issue

99-944

Relationship to person 1 and family characteristics : 1981 census head office processing results / Brian Hamm and Walton O. Boxhill. 33 p. 28 cm. 1985. Bilingual.
ISBN 0-660-52824-X.
DDC 306.85/028.

This technical report summarizes the results of the processing of responses to the 1981 Census question on "Relationship to Person 1". Describes how Canada's population was grouped into census and economic family units, so as to make it possible to prepare information on husbands, wives, lone-parents, children and non-family persons, found in the 1981 Census publications.

Price: Back Issue

99-945

Mortgagor households in Canada : their geographic and household characteristics, affordability and housing problems / by Janet Che-Alford. 100 p. 28 cm. 1986. Bilingual.
ISBN 0-660-52986-6.
DDC 363.5/0971.

Analyzes data from the 1981 Census on the shelter costs of homeowners with a mortgage on their dwelling, highlighting household and dwelling characteristics such as age and sex of the household maintainer, household type, value of dwelling and owners' major payments as a

percentage of household income. Also discussed are provincial distribution of mortgagor households, urban-rural differences, affordability, housing adequacy and crowding problems.

Price: Back Issue

99-946

A user's guide to 1981 census data on place of birth, citizenship and immigration / by Walton O. Boxhill. 78 p. 28 cm. 1986. Bilingual.
ISBN 0-660-52858-4.
DDC 305.8/00971.

The report, prepared for the users of the 1981 Census data, describes the relationships among the concepts of place of birth, citizenship and immigration. Provides information on the processing of the data collected on the basis of these concepts, addresses the comparability of the statistics compiled in recent censuses and discusses data quality issues. Includes glossary and bibliographic references.

Price: Back Issue

99-949

A user's guide to 1981 census data on ethnic origin / by Walton O. Boxhill. 77 p. 28 cm. 1986. Bilingual.
ISBN 0-660-52861-4.
DDC 305.8/00971.

Examines the statistics on ethnic origin collected and published from the 1981 Census. Identifies the major concepts of the data, principal processing strategies, significant comparability issues and guidelines and cautions regarding the use of this information.

Price: Back Issue

99-950

The citizenship characteristics of the Canadian population : 1981 census / by Walton O. Boxhill. 43 p. 28 cm. 1986. Bilingual.
ISBN 0-660-52862-2.
DDC 323.6/0971.

The report analyzes the responses in 1981 to the census citizenship question and provides a supplement to Canadian citizenship information included in censuses over a period of 80 years. Studies the propensity of immigrants to acquire citizenship and examines the incidence of dual and multiple citizenship held by Canadian citizens and immigrants who are not citizens of Canada, with highlights on language and place of birth characteristics. Includes data analysis, reference bibliography and a brief summary of entitlements to Canadian citizenship.

Price: Back Issue

1981 CENSUS PUBLICATIONS

99-951

Who are the professional women? / by Katherine Marshall. 47 p. 28 cm. 1987. Bilingual.

ISBN 0-660-52863-0.

DDC 331.4/81/0971.

This study examines entry of women into the ranks of traditionally male professions and determines through a number of family and demographic characteristics, whether differences exist between women in male-dominated professions, other professional women and non-professional women. Tables, graphs and descriptive analytical text give a good general understanding of women and how they have adapted to the demands of their professional careers.

Price: Out of Print

99-952

1981 census information on place of birth, citizenship and immigration : some facts and figures / by Walton O. Boxhill, Robert McCrea, Michael Crew. 69 p. 28 cm. 1986. Bilingual.

ISBN 0-660-52864-9.

DDC 305.8/00971.

Provides answers to the most frequently asked questions about the 1981 Census statistics on place of birth, citizenship and immigration, as defined in the Canadian Census, presenting explanations with maps, charts and tables.

Price: Back Issue

99-954E

Census education information, an inventory / by George Mori, Marc Lalonde, Michael Crew. 137 p. 28 cm. 1986. E. and F.

ISBN 0-660-12029-1.

DDC 370/.971.

Brings together various items of information that will be useful to researchers and analysts of Census of Canada education data. It does not contain any data, but rather auxiliary information needed to find, understand and analyze the data.

Price: Back Issue

99-955

Family history survey : preliminary findings / by Thomas K. Burch. 49 p. 28 cm. 1985. Bilingual.

ISBN 0-660-52865-7.

DDC 306.8/5/0971.

Reports initial findings from Statistics Canada's 1984 *Family History Survey*. Provides new insights into the

relationship between significant demographic events, such as marriages, divorces, births, deaths, labour force participation and work interruption and movement through the family cycle.

Price: Back Issue

99-957

Limitations to the use of ethnic origin data to quantify visible minorities in Canada / Walton O. Boxhill. 48 p. 28 cm. 1984. Bilingual.

ISBN 0-660-52744-8.

DDC 305.8/00971.

Presents Canada's multicultural and multiracial profile with demographic and socio-cultural highlights. The paper analyses, from the 1981 Census, the quantification of visible minorities in Canada vis-à-vis the quality of the ethnic origin data collected. Includes lists of European/non-European ethnic origins on the 1981 Census data base and bibliography.

Price: Back Issue

99-958

The Muslim Canadians, a profile / A. Rashid. 85 p. 28 cm. 1985. Bilingual.

ISBN 0-660-52983-1.

DDC 305.6/971/071.

One of a series on Canada's ethnic and religious groups and communities, the report, based on the 1981 Census, highlights the geographic distribution, education, occupation, employment income and family characteristics of Muslims in Canada. Analyzes the similarities or differences of these characteristics in relation to either all Canadians, or in some cases, immigrants only. Includes definitions, methodology, data quality and bibliography.

Price: Out of Print

99-959E

Highlights, 1981 census of Canada : a compendium of six articles on the 1981 census of population and housing which appeared in the Canadian statistical review (catalogue no. 11-003E) between June and December 1983 / Statistics Canada, Census and Household Statistics Branch. 52 p. 28 cm. 1984. E. and F.

ISBN 0-660-11569-7.

DDC 304.6/0971.

Compendium of six overview articles, written by demographers and economists expert in the analysis of census data.

Price: Back Issue

1981 CENSUS PUBLICATIONS

99-960

On the comparability of the census mother tongue data, 1976-1981 / Linda Demers and John Kralt. 29 p. 28 cm. 1984. Bilingual.
ISBN 0-660-52745-6.
DDC 305.7/0971.

Provides information on the comparability of mother tongue data from the 1976 and 1981 Censuses, in order to create a better understanding of the nature and magnitude of these problems. Includes methodology.

Price: Out of Print

99-961

Lone parenthood : characteristics and determinants, results from the 1984 Family History Survey / by Ian Pool and Maureen Moore. 59 p. 28 cm. 1986. Bilingual.
ISBN 0-660-52860-6.
DDC 306.8/56/0971.

This study provides new insights into the timing of events that lead to lone parenthood. In this publication, the family is analyzed by type of union (marriage or common-law), age of mother at time of children's births, level of education and family history. The data cover both men and women and compare various socio-demographic characteristics of lone parent and husband-wife families.

Price: Back Issue

99-962

Women's work interruptions : results from the 1984 Family History Survey / by Patricia Robinson. 36 p. 28 cm. 1987. Bilingual.
ISBN 0-660-52895-9.
DDC 331.4/11/0971.

The changing patterns of women's work activities are revealed in this study based on the 1984 *Family History Survey*. The publication also examines the relation between childbearing and women's temporary absences from the labour force. Data are provided by age, work experience, level of education, social status and reason for leaving the work force.

Price: Back Issue

99-963

Union formation and dissolution : results from the 1984 Family History Survey / by Thomas K. Burch and Ashok K. Madan. 34 p. 28 cm. 1986. Bilingual.
ISBN 0-660-52897-5.
DDC 306.8/1/0971.

This publication outlines the probability of a marriage ending in separation or divorce, and the likelihood of a common-law union surviving, becoming a legal marriage

or ending. This publication also examines family formation as it has evolved in the last 50 years, whether by marriage or common-law union, and family dissolution through separation, divorce or death.

Price: Back Issue

99-971

The municipal structure in Canada : problems it creates for users of statistics / by Françoise R. Singh. (Working paper Geography series ; no. 1). 22 p. 28 cm. 1982. Bilingual.
ISBN 0-660-51804-X.
DDC 352/.0072/0971.

This working paper reviews the pitfalls inherent in using the municipal structure of Canada as a geographic level for analytical purposes; examines the various solutions developed to limit the consequences of these pitfalls. The solutions outlined include reduction in the lack of comparability, stability, consistency and coverage.

Price: Back Issue

99-972

Geography and the 1981 census of Canada / by Geography Division. (Working paper Geography series ; no. 2). 48 p. 28 cm. 1982. Bilingual.
ISBN 0-660-51887-2.
DDC 912/.13046/0971.

Describes the functions of the Geography Division within the 1981 Census: definitions of geographic concepts; preparation and updating of the cartographic products; development and maintenance of the computer systems used for processing the data and the specifications of census outputs in both cartographic and tabular forms.

Price: Back Issue

99-973

Metropolitan area concepts in Canada and selected foreign countries / by Raymond Dubuisson. (Working paper Geography series ; no. 4). 30 p. 28 cm. 1983. Bilingual.
ISBN 0-660-52049-4.
DDC 307.7/64/028.

Outlines the conceptual development of census metropolitan areas (CMA) and census agglomerations (CA) between 1951 and 1981 for the Censuses of Canada and other statistical uses. The type of data that are published for these concepts and the year on which the definition or delineation is based is also presented. The working paper also provides a comparison between the CMA/CA concepts of Statistics Canada and equivalent concepts used in selected foreign countries.

Price: Back Issue

1981 CENSUS PUBLICATIONS

99-976

Block-face geocoding coverage for the 1971, 1976 and 1981 censuses / by Geography Division. (Working paper Geography series ; no. 6). 91 p. 28 cm. 1983. Bilingual.

ISBN 0-660-52295-0.

DDC 917.1/001/48.

The working paper contains a series of 39 reference maps, one for each geocoded census metropolitan area (CMA) and census agglomeration (CA) in Canada. On the maps, different coloured screens are used to show how geocoding coverage has been extended between the 1971, 1976 and 1981 Censuses. Complementing the series is a table showing the proportion of the CMA/CA population included and not included at the block-face level.

Price: Back Issue

99-977

Census tract programme : a review, 1941-1981 / by Rick Mitchell and Raymond Dubuisson. (Working paper Geography series ; no. 7). 60 p. 28 cm. 1983. Bilingual.

ISBN 0-660-52381-7.

DDC 304.6/072.

Traces the historical evolution of the census tract (CT) program from its inception in the 1941 Census to 1981. Provides detailed description of the three main delineation criteria for CT's: permanency, population and homogeneity, and gives a detailed study of the 14 census metropolitan areas showing their historical evolution from the 1941 Census to the 1981 Census in light of the permanency and population criteria.

Price: Back Issue

99-978

Census metropolitan area/census agglomeration program : a review, 1941-1981 / by Grafton Ross. (Working paper Geography series ; no. 8). 112 p. 28 cm. 1984 Bilingual.

ISBN 0-660-52382-5.

DDC 307.7/64/0971.

Traces the historical evolution of the census metropolitan area/census agglomeration (CMA/CA) program from 1941 to 1981, outlining the concepts and criteria which have been used to define CMA's and CA's since the inception of the program in 1941. Includes a series of maps for the 32 largest centres and a bibliography.

Price: Back Issue

99-980

Unoccupied private dwellings : limitations to the data : Canada, provinces, census metropolitan areas, census agglomerations of 50,000 population and over, urbanized core and fringe. 21 p. 28 cm. 1983. Bilingual.

ISBN 0-660-51894-5.

DDC 363.5/0971.

Presents data problems with the counts of unoccupied private dwellings as identified in 1981 Census, based on 100% coverage. Notes on data quality are provided alongside the data for occupied and unoccupied dwellings and occupied collective dwellings for different levels of geography. Includes definitions.

Price: Back Issue

1986 CENSUS PUBLICATIONS

For more information concerning the 1986 Census of Canada publications consult catalogue no. 99-103E **Products and services**.

POPULATION

This series of publications provides final, unrounded population and dwelling counts (1) in a national context (for example, counts for census divisions and census subdivisions across the country are grouped together into a single publication) and (2) in a provincial context (for example, counts for most standard levels of census geography - census division (CD), census subdivision (CSD), census consolidated subdivision (CCS), census metropolitan area (CMA), census agglomeration (CA), primary census metropolitan area (PCMA), primary census agglomeration (PCA), urban and rural - in a province are grouped together in a series of tables in one publication for each province).

POPULATION AND DWELLING COUNTS

The Population and Dwelling Counts publications provide basic 1986 counts for all standard levels of census geography. Measures of change since 1981 are frequently given as well.

92-101

Census divisions and subdivisions. 270 p. in various pagings. 28 cm. 1987. Bilingual.
ISBN 0-660-53450-9.
DDC 304.6/0971.

The first of a series of national geographic data publications from the 1986 Census provides users with population counts for the 266 census divisions (i.e. counties) and 6,009 census subdivisions (i.e. municipalities) in Canada. Data are provided for census divisions (CDs) in alphabetical order and for census subdivisions (CSDs) in alphabetical and decreasing population order. Each table in the publication identifies the national and provincial/territorial population rank of each CD or CSD.

Canada: \$43.00 per issue
Foreign: \$53.00 per issue

92-102

Federal electoral districts. 99 p. in various pagings. 28 cm. 1987. Bilingual.
ISBN 0-660-53451-7.
DDC 304.6/0971.

Included in this publication are 1981 and 1986 population counts for Canada's 282 federal electoral districts

(FEDs), along with percentage changes for population. Dwelling counts for 1986 are also shown. A map showing FEDs is included.

Canada: \$22.00 per issue
Foreign: \$23.00 per issue

92-103

Federal electoral districts and census enumeration areas. 559 p. in various pagings. 28 cm. 1987. Bilingual.
ISBN 0-660-53452-5.
DDC 304.6/0971.

Enumeration area population counts and occupied private dwelling counts for 1986 are presented in this publication, grouped by federal electoral districts.

Canada: \$80.00 per issue
Foreign: \$93.00 per issue

92-104

Census metropolitan areas and census agglomerations. 78 p. in various pagings. 28 cm. 1987. Bilingual.
ISBN 0-660-53453-3.
DDC 304.6/0971.

These data for census metropolitan areas (CMAs) and census agglomerations (CAs) include 1986 and 1981 population counts, percentage population changes, provincial rank and national rank. Also shown are counts for component census subdivisions of CMAs, CAs, primary census metropolitan areas and primary census agglomerations.

Canada: \$24.00 per issue
Foreign: \$25.00 per issue

92-105

Unincorporated places. 388 p. in various pagings. 28 cm. 1988. Bilingual.
ISBN 0-660-53454-1.
DDC 304.6/0971.

This publication provides population counts for all unincorporated places (UPs) identified by the 1986 Census. All UPs are reported in alphabetical order within Canada and, in addition to population counts, this publication identifies the province, census division and census subdivision in which each UP is located. Additional data for UPs are reported in the *Place name reference lists* (Cat. nos. 92-121 to 92-123).

Canada: \$57.00 per issue
Foreign: \$67.00 per issue

1986 CENSUS PUBLICATIONS

92-109 to 92-120

Population and dwelling counts, provinces and territories. 12 v. 28 cm. 1987. Bilingual.

DDC 304.6/0971.

These publications include, in addition to basic 1986 counts, information on population change (1981 counts and percentage changes), "provincial rank", "national rank", land area, population density and geographic location.

- 92-109 Newfoundland.** 135 p. ISBN 0-660-53455-X.
Canada: \$27.00 per issue
Foreign: \$28.50 per issue
- 92-110 Prince Edward Island.** 108 p.
ISBN 0-660-53456-8.
Canada: \$21.00 per issue
Foreign: \$22.00 per issue
- 92-111 Nova Scotia.** 108 p. ISBN 0-660-53457-6.
Canada: \$21.00 per issue
Foreign: \$22.00 per issue
- 92-112 New Brunswick.** 126 p. ISBN 0-660-53458-4.
Canada: \$25.00 per issue
Foreign: \$26.00 per issue
- 92-113 Québec.** 232 p. ISBN 0-660-53459-2.
Canada: \$61.00 per issue
Foreign: \$71.00 per issue
- 92-114 Ontario.** 238 p. ISBN 0-660-53460-6.
Canada: \$46.00 per issue
Foreign: \$56.00 per issue
- 92-115 Manitoba.** 128 p. ISBN 0-660-53461-4.
Canada: \$25.00 per issue
Foreign: \$26.00 per issue
- 92-116 Saskatchewan.** 196 p. ISBN 0-660-53462-2.
Canada: \$39.00 per issue
Foreign: \$40.50 per issue
- 92-117 Alberta.** 138 p. ISBN 0-660-53463-0.
Canada: \$29.00 per issue
Foreign: \$30.50 per issue
- 92-118 British Columbia.** 180 p. ISBN 0-660-53464-9.
Canada: \$36.00 per issue
Foreign: \$37.50 per issue
- 92-119 Yukon.** 92 p. ISBN 0-660-53465-7.
Canada: \$18.00 per issue
Foreign: \$19.00 per issue
- 92-120 Northwest Territories.** 90 p.
ISBN 0-660-53466-5.
Canada: \$20.00 per issue
Foreign: \$21.00 per issue

PLACE NAME REFERENCE LISTS

92-121 to 92-123

Place name reference lists. 3 v. 28 cm. 1988. Bilingual.

DDC 317.1.

These publications list place names in provinces and territories and show their census level (census division, census subdivision, unincorporated place, etc.) along with counts. In addition, they identify the Standard Geographical Classification (SGC) codes, longitude, latitude and the census map for each place. One table is an alphabetical listing for each province and territory whereas a second table is organized in SGC code order.

- 92-121 Atlantic provinces.** 268 p.
ISBN 0-660-53467-3.
Canada: \$37.00 per issue
Foreign: \$38.50 per issue
- 92-122 Quebec and Ontario.** 285 p.
ISBN 0-660-53468-1.
Canada: \$40.00 per issue
Foreign: \$41.50 per issue
- 92-123 Western Provinces and the Territories.** 258 p. ISBN 0-660-53469-X.
Canada: \$34.00 per issue
Foreign: \$35.00 per issue

POPULATION AND DWELLING CHARACTERISTICS

The Population and Dwelling Characteristics publications present a wide range of census data by variable, selected topics and standard geographic areas.

THE NATION SERIES

This series of publications is designed to illustrate the scope and depth of census subject matter. This is achieved by displaying considerable detail for selected variables or alternatively by cross-tabulating variables to illustrate the analytical potential of the data.

93-101

Age, sex and marital status. 132 p. in various pagings. 28 cm. 1987. Bilingual.

ISBN 0-660-53470-3.

DDC 304.6/1/0971.

The first in a series of 19 publications illustrating the scope and depth of information collected from the 1986 Census of Population, this report presents data from all households on the age, sex and marital status of Canada's population. Included are counts of the population by single years of age, other detailed

1986 CENSUS PUBLICATIONS

cross-classifications and some historical comparisons (1921-1986). Coverage is provided at the national, provincial, and territorial levels.

Canada: \$28.00 per issue

Foreign: \$29.00 per issue

93-102

Language, part 1. 193 p. in various pagings. 28 cm. 1987. Bilingual.

ISBN 0-660-53471-1.

DDC 305.7/0971.

Mother tongue distributions are cross-classified by age groups and sex. Historical data (1981-1986) are also presented. Data were collected on a 100% basis.

Canada: \$43.00 per issue

Foreign: \$53.00 per issue

93-103

Language, part 2. 365 p. in various pagings. 28 cm. 1989. Bilingual.

ISBN 0-660-53625-0.

DDC 305.7/0971.

This publication contains detailed information on language for Canada, the provinces and the territories. Included are 1986 Census data on Canada's official languages, on mother tongue, and on home language, as well as selected figures from the 1981 Census.

Canada: \$54.00 per issue

Foreign: \$64.00 per issue

93-104

Dwellings and households, part 1. 103 p. in various pagings. 28 cm. 1987. Bilingual.

ISBN 0-660-53472-X.

DDC 304.6/0971.

Home language and official language distributions are cross-classified by age group, sex, mother tongue and mobility status. Historical data (1981-1986) are also presented. Data were collected on a 100% basis.

Canada: \$33.00 per issue

Foreign: \$34.50 per issue

93-105

Dwellings and households, part 2. 241 p. in various pagings. 28 cm. 1989. Bilingual.

ISBN 0-660-53626-9.

DDC 363.5/0971.

This publication contains 15 tables providing detailed information for Canada, the provinces and territories on Canadian households and the dwellings in which they live. Included are data on household income, shelter

expenditures, age of the housing stock, number of rooms per dwelling, heating equipment and fuels used for heating.

Canada: \$45.00 per issue

Foreign: \$55.00 per issue

93-106

Families, part 1. 132 p. in various pagings. 28 cm. 1987. Bilingual.

ISBN 0-660-53473-8.

DDC 306.8/5/0971.

This publication presents statistics, from the 1986 Census, on census families, family persons and non-family persons. Data were collected on a 100% basis.

Canada: \$28.00 per issue

Foreign: \$29.50 per issue

93-107

Families, part 2. 378 p. in various pagings. 28 cm. 1989. Bilingual.

ISBN 0-660-53627-7.

DDC 306.8/5/0971.

This publication presents selected family characteristics from a 20% sample of households enumerated in the 1986 Census. It comprises 19 tables that show census families, family persons and non-family persons in private households by key variables: family structure; number and age groups of children at home; highest level of schooling; labour force activity; occupation and income. All tables provide national coverage, with 13 providing additional coverage at the provincial and territorial levels.

Canada: \$43.00 per issue

Foreign: \$53.00 per issue

93-108

Mobility status and interprovincial migration. 310 p. in various pagings. 28 cm. 1989. Bilingual.

ISBN 0-660-53628-5.

DDC 304.8/20971.

This publication contains 11 tables providing information on the geographical mobility of Canadians. It includes current and historical data on mobility status for Canada, the provinces and territories. The publication also presents data on the demographic, educational and employment characteristics of interprovincial migrants.

Canada: \$41.00 per issue

Foreign: \$43.00 per issue

1986 CENSUS PUBLICATIONS

93-109

Ethnicity, immigration and citizenship.

ISBN 0-660-53629-3. **To be released.**

Canada: \$59.00 per issue

Foreign: \$69.00 per issue

93-110

Schooling and major field of study. 721 p. in various pagings. 28 cm. 1989. Bilingual.

ISBN 0-660-53630-7.

DDC 370./0971.

This publication presents detailed tables showing level of educational attainment, field of study and their impact upon subsequent economic performance such as employment income. This report is an excellent source book for those who need the facts on the educational attainment of Canadians: how many years of schooling they have had, what certificates, diplomas and degrees they have obtained, whether they have attained postsecondary education, and if so, whether it was at a trades school, college or university and in what fields of study they have specialized.

Canada: \$60.00 per issue

Foreign: \$70.00 per issue

93-111

Labour force activity. 357 p. in various pagings. 28 cm. 1989. Bilingual.

ISBN 0-660-53631-5.

DDC 331.11/0971.

This publication summarizes findings of the 1986 Census taken from the one in five sample of all Canadian households enumerated. Four tables are presented in this publication, including one that looks specifically at women, with and without children at home. It also provides a historical perspective with the inclusion of data from the 1971, 1976, 1981 and 1986 censuses. Data are available for Canada, the provinces and territories.

Canada: \$46.00 per issue

Foreign: \$56.00 per issue

93-112

Occupation. 499 p. in various pagings. 28 cm. 1989. Bilingual.

ISBN 0-660-53632-3.

DDC 331.7/0971.

This publication presents detailed occupation information from the 1986 Census for the labour force 15 years of age and over. Selected characteristics including age groups, class of worker, labour force activity and weeks worked in 1985 are shown for males and females. Two tables detailing information for Canada, the provinces

and the territories provide easy access to the extensive inventory of occupation related information collected during the 1986 Census.

Canada: \$77.00 per issue

Foreign: \$90.00 per issue

93-113

Industry. 383 p. in various pagings. 28 cm. 1989. Bilingual.

ISBN 0-660-53633-1.

DDC 331.7/0971.

Industry data available from the 1986 Census highlight a number of aspects of the Canadian economy, especially when factors such as sex, age, class of worker and full or part-time employment are considered. This publication summarizes findings of the 1986 Census taken from the one in five sample of all Canadian households enumerated. Two tables provide detailed industry data for members of the labour force aged 15 years and over. In addition to national coverage, all information is presented for the provinces and territories.

Canada: \$58.00 per issue

Foreign: \$68.00 per issue

93-114

Total income, individuals. 206 p. in various pagings. 28 cm. 1989. Bilingual.

ISBN 0-660-53634-X.

DDC 339.2/2/097102.

This publication summarizes findings of the 1986 Census taken from the one in five sample of all Canadian households. This publication presents 10 tables detailing 1985 income size distributions for the population aged 15 and over by age, sex, marital status, sources of income, major source of income, highest level of schooling, major field of study, period of immigration, mother tongue and ethnic origin. One table includes 1980 income size distributions for men and women from the 1981 Census in constant (1985) dollars.

Canada: \$30.00 per issue

Foreign: \$32.00 per issue

93-115

Employment income : individuals.

ISBN 0-660-53635-8. **To be released.**

Canada: \$31.00 per issue

Foreign: \$33.00 per issue

93-116

Employment income by occupation. 299 p. in various pagings. 28 cm. 1989. Bilingual.

ISBN 0-660-53636-6.

DDC 331.7/00971.

1986 CENSUS PUBLICATIONS

This publication details information from one in five households enumerated during the 1986 Census. Three comprehensive tables portray a multi-faceted picture of employment income and occupation in Canada. Users should note that the first table in this publication provides 1980 and 1985 information on average employment income by detailed occupation. The table covers all employment income recipients as well as those who worked full year, full-time, in Canada, the provinces and territories. Average 1980 employment income figures have been adjusted for inflation. Other tables show average employment income and occupation of all full year, full-time workers by age and highest level of education - two of the key factors affecting employment income - as well as average wages and salaries by detailed occupation for all paid workers and for paid workers who worked full-time for the full year. All tables provide information separately for men and women.

Canada: \$42.00 per issue

Foreign: \$52.00 per issue

93-117

Census family income : census families.

ISBN 0-660-53637-4. **To be released.**

Canada: \$36.00 per issue

Foreign: \$38.00 per issue

93-118

Family income : economic families.

ISBN 0-660-53638-2. **To be released.**

Canada: \$29.00 per issue

Foreign: \$31.00 per issue

93-119

Household income : private households.

ISBN 0-660-53639-0. **To be released.**

Canada: \$28.00 per issue

Foreign: \$30.00 per issue

DIMENSIONS SERIES

This series is designed to provide information on selected topics for which there has been considerable interest expressed. The interest may relate to a geography (e.g., census metropolitan areas), a subpopulation (e.g., immigrant population), or a subject area (e.g., occupation trends). Depending on the subject, data presentation will vary from basic summary data to detailed breakdowns or cross-tabulations of variables. The geographic levels included will also vary from one publication to another, i.e. Canada only, Canada, provinces and territories, census metropolitan areas, etc.

93-151

Occupational trends, 1961-1986. 302 p. in various pagings. 28 cm. 1988. Bilingual.

ISBN 0-660-53640-4.

DDC 331.7/00971.

This publication presents a historical perspective on the occupations of Canadians, drawing on data collected from four separate censuses. These data - spanning 25 years - have been adjusted to ensure that the same labour force concepts and occupational classifications are used, so that meaningful analysis of occupational trends can take place. Two tables are included in this publication. One shows occupational data at the major group level for the censuses conducted in 1961, 1971, 1981 and 1986. The other table provides more detailed breakdown for the 1971, 1981 and 1986 censuses. Data are provided for both males and females at the national, provincial and territorial levels.

Canada: \$36.00 per issue

Foreign: \$38.00 per issue

93-152

Industry trends, 1951-1986. 163 p. in various pagings. 28 cm. 1988. Bilingual.

ISBN 0-660-53641-2.

DDC 331.12/0971.

In response to increasing demands for historical economic data, this publication presents industry tables generated from five separate Canadian censuses. These data have been adjusted, wherever possible, to ensure that the same labour force concepts and industry classification are used and that meaningful analysis of Canadian industry trends can be accomplished. Tables include a detailed industry distribution for the 1971, 1981 and 1986 census years and a broader categorization of industry data for 1951 and 1961. All tabulations are cross-classified by sex and geographic coverage is at the national, provincial and territorial levels.

Canada: \$29.00 per issue

Foreign: \$31.00 per issue

93-153

Language retention and transfer. 637 p. in various pagings. 28 cm. 1989. Bilingual.

ISBN 0-660-53642-0.

DDC 305.7/0971.

For some Canadians, the language they speak most often at home differs from the language they first learned in childhood (mother tongue). These language transfers - also referred to as language shifts - are a major factor in determining the mother tongue of the following generation. This publication provides data on language retention and transfer from the 1986 Census. It also includes selected figures from the 1981 Census. Data

are provided for Canada, the provinces and the territories, as well as for the census metropolitan areas of Montreal and Ottawa-Hull.

Canada: \$84.00 per issue

Foreign: \$97.00 per issue

93-154

Profile of ethnic groups. 383 p. in various pagings. 28 cm. 1989. Bilingual.


ISBN 0-660-53643-9.

DDC 305.8/0971.

This publication provides detailed information on 76 ethnic groups and categories. By showing the demographic, social and economic characteristics of these groups, the publication enables Canadians to better understand the country's diverse ethnic communities.

Canada: \$49.00 per issue

Foreign: \$59.00 per issue



93-155

Profile of the immigrant population. 309 p. in various pagings. 28 cm. 1989. Bilingual.

ISBN 0-660-53644-7.

DDC 305.8/0971.

On June 3, 1986, close to two-thirds of all immigrants living in Canada had been born in Europe. But information from the 1986 Census shows that the face of Canada's cultural mosaic is changing. Recent years have seen fewer immigrants arriving from European countries. Over 70% of the immigrants who arrived in Canada between 1978 and 1986 came from non-European countries.

Canada: \$39.00 per issue

Foreign: \$41.00 per issue

93-156

Census metropolitan areas. 625 p. 28 cm. 1989. Bilingual.

ISBN 0-660-53645-5.

DDC 307.7/64/0971.

In 1986, almost 60% of Canadians lived in large metropolitan areas. For the first time, detailed distributions and cross-classifications of data are presented exclusively for Canada's 25 census metropolitan areas (CMAs) in one publication. In addition to providing information from the 1986 Census, some tables include data from the 1981 Census to add a historical perspective. The 1981 boundaries have been adjusted to compare with the CMA boundaries established for 1986.

Canada: \$65.00 per issue

Foreign: \$78.00 per issue

93-157

Canadians and their occupations, a profile. 440 p. in various pagings. 28 cm. 1989. Bilingual.

ISBN 0-660-53646-3.

DDC 331.7/0971.

This publication offers an indepth look at the Canadians who make up 200 selected occupations, reporting on their demographic, cultural and economic characteristics. Information on such characteristics as age, marital status, educational attainment and average income is presented for occupations that are both interesting and familiar to a wide range of users. All data is drawn from the 1986 Census of Population and is presented for males and females at the Canada level.

Canada: \$49.00 per issue

Foreign: \$59.00 per issue

1986 CENSUS PUBLICATIONS

PROFILE SERIES

This series is structured in two parts. Part one provides basic demographic, housing and family characteristics, collected from all households. Part two data are collected from a 20% sample of households and completes the *Profile series* for each geographic region. It presents social, cultural, labour and 1985 income data along with additional information on housing and families.

Census Divisions and Subdivisions/Provinces

94-101 to 94-124

Population and dwelling characteristics, census divisions and subdivisions. 23 v. 28 cm. 1987. Bilingual.

DDC 304.6/0971.

- 94-101 Newfoundland, part 1.** 264 p.
ISBN 0-660-53474-6.
Canada: \$41.00 per issue
Foreign: \$42.50 per issue
- 94-102 Newfoundland, part 2.** 427 p.
ISBN 0-660-53647-1.
Canada: \$60.00 per issue
Foreign: \$70.00 per issue
- 94-103 Prince Edward Island, part 1.** 127 p.
ISBN 0-660-53475-4.
Canada: \$26.00 per issue
Foreign: \$27.00 per issue
- 94-104 Prince Edward Island, part 2.** 182 p.
ISBN 0-660-53648-X.
Canada: \$37.00 per issue
Foreign: \$39.00 per issue
- 94-105 Nova Scotia, part 1.** 133 p.
ISBN 0-660-53476-2.
Canada: \$26.00 per issue
Foreign: \$27.00 per issue
- 94-106 Nova Scotia, part 2.** 192 p.
ISBN 0-660-53649-8.
Canada: \$37.00 per issue
Foreign: \$39.00 per issue
- 94-107 New Brunswick, part 1.** 196 p.
ISBN 0-660-53477-0.
Canada: \$35.00 per issue
Foreign: \$36.50 per issue
- 94-108 New Brunswick, part 2.** 332 p.
ISBN 0-660-53575-0.
Canada: \$50.00 per issue
Foreign: \$60.00 per issue
- 94-109 Québec, part 1.** 916 p. ISBN 0-660-53478-9.
Canada: \$110.00 per issue
Foreign: \$126.00 per issue

- 94-110 Québec, part 2.** 1561 p. ISBN 0-660-53576-9.
Canada: \$170.00 per issue
Foreign: \$198.00 per issue
- 94-111 Ontario, part 1.** 330 p. ISBN 0-660-53479-7.
Canada: \$73.00 per issue
Foreign: \$86.00 per issue
- 94-112 Ontario, part 2.** 924 p. ISBN 0-660-53577-7.
Canada: \$110.00 per issue
Foreign: \$126.00 per issue
- 94-113 Manitoba, part 1.** 218 p. ISBN 0-660-53480-0.
Canada: \$35.00 per issue
Foreign: \$36.50 per issue
- 94-114 Manitoba, part 2.** 346 p. ISBN 0-660-53578-5.
Canada: \$50.00 per issue
Foreign: \$60.00 per issue
- 94-115 Saskatchewan, part 1.** 735 p.
ISBN 0-660-53481-9.
Canada: \$68.00 per issue
Foreign: \$81.00 per issue
- 94-116 Saskatchewan, part 2.** 882 p.
ISBN 0-660-53579-3.
Canada: \$110.00 per issue
Foreign: \$126.00 per issue
- 94-117 Alberta, part 1.** 314 p. ISBN 0-660-53482-7.
Canada: \$42.00 per issue
Foreign: \$52.00 per issue
- 94-118 Alberta, part 2.** 456 p. ISBN 0-660-53580-7.
Canada: \$60.00 per issue
Foreign: \$70.00 per issue
- 94-119 British Columbia, part 1.** 410 p.
ISBN 0-660-53483-5.
Canada: \$51.00 per issue
Foreign: \$61.00 per issue
- 94-120 British Columbia, part 2.** 687 p.
ISBN 0-660-53581-5.
Canada: \$85.00 per issue
Foreign: \$98.00 per issue
- 94-121 Yukon, part 1.** 82 p. ISBN 0-660-53484-3.
Canada: \$21.00 per issue
Foreign: \$22.00 per issue
- 94-122 Yukon, part 2.** 112 p. ISBN 0-660-53582-3.
Canada: \$27.00 per issue
Foreign: \$29.00 per issue
- 94-123 Northwest Territories, part 1.** 103 p.
ISBN 0-660-53485-1.
Canada: \$23.00 per issue
Foreign: \$24.00 per issue
- 94-124 Northwest Territories, part 2.** 144 p.
ISBN 0-660-53583-1.
Canada: \$30.00 per issue
Foreign: \$31.00 per issue

1986 CENSUS PUBLICATIONS

Federal electoral districts

94-125 to 94-126

Federal electoral districts. 2 v. 28 cm. 1987-1988. Bilingual.
DDC 304.6/0971.

94-125 Part 1. 226 p. ISBN 0-660-53486-X.

Canada: \$33.00 per issue

Foreign: \$34.50 per issue

94-126 Part 2. 420 p. ISBN 0-660-53584-X.

Canada: \$55.00 per issue

Foreign: \$65.00 per issue

Census metropolitan areas

94-127 to 94-128

Census metropolitan areas and census agglomerations. 2 v. 28 cm. 1987-1988. Bilingual.
DDC 304.6/0971.

94-127 Part 1. 181 p. ISBN 0-660-53487-8.

Canada: \$27.00 per issue

Foreign: \$28.00 per issue

94-128 Part 2. 345 p. ISBN 0-660-53585-8.

Canada: \$39.00 per issue

Foreign: \$41.00 per issue

Urban and rural areas

94-129

Urban and rural areas, Canada, provinces and territories, part 1. 196 p. in various pagings. 28 cm. 1988. Bilingual.

ISBN 0-660-53488-6.

DDC 304.6/0971.

Canada: \$33.00 per issue

Foreign: \$34.50 per issue

Federal electoral districts

94-133 to 94-134

Federal electoral districts : 1987 representation order. 2 v. 28 cm. 1988. Bilingual.
DDC 304.6/0971.

94-133 Part 1. 216 p. ISBN 0-660-54028-2.

Canada: \$38.00 per issue

Foreign: \$40.00 per issue

94-134 Part 2. 445 p. ISBN 0-660-54029-0.

Canada: \$58.00 per issue

Foreign: \$68.00 per issue

Census tracts

95-101 to 95-174

Census tracts. 74 v. 28 cm. 1988. Bilingual.
DDC 304.6/0971.

95-101 Brantford: part 1. 73 p. ISBN 0-660-53489-4.

Canada: \$19.00 per issue

Foreign: \$20.00 per issue

95-102 Brantford: part 2. 115 p. ISBN 0-660-53588-2.

Canada: \$24.00 per issue

Foreign: \$25.00 per issue

95-103 Calgary: part 1. 115 p. ISBN 0-660-53490-8.

Canada: \$24.00 per issue

Foreign: \$25.00 per issue

95-104 Calgary: part 2. 202 p. ISBN 0-660-53589-0.

Canada: \$32.00 per issue

Foreign: \$34.00 per issue

95-105 Chicoutimi-Jonquière: part 1. 79 p.

ISBN 0-660-53491-6.

Canada: \$20.00 per issue

Foreign: \$21.00 per issue

95-106 Chicoutimi-Jonquière: part 2. 131 p.

ISBN 0-660-53590-4.

Canada: \$25.00 per issue

Foreign: \$26.00 per issue

95-107 Edmonton: part 1. 161 p.

ISBN 0-660-53492-4.

Canada: \$26.00 per issue

Foreign: \$27.00 per issue

95-108 Edmonton: part 2. 297 p.

ISBN 0-660-53591-2.

Canada: \$37.00 per issue

Foreign: \$39.00 per issue

95-109 Guelph: part 1. 84 p. ISBN 0-660-53493-2.

Canada: \$19.00 per issue

Foreign: \$20.00 per issue

95-110 Guelph: part 2. 114 p. ISBN 0-660-53592-0.

Canada: \$24.00 per issue

Foreign: \$25.00 per issue

95-111 Halifax: part 1. 116 p. ISBN 0-660-53494-0.

Canada: \$22.00 per issue

Foreign: \$23.00 per issue

95-112 Halifax: part 2. 180 p. ISBN 0-660-53593-9.

Canada: \$29.00 per issue

Foreign: \$31.00 per issue

95-113 Hamilton: part 1. 150 p. ISBN 0-660-53495-9.

Canada: \$26.00 per issue

Foreign: \$27.00 per issue

95-114 Hamilton: part 2. 241 p. ISBN 0-660-53594-7.

Canada: \$37.00 per issue

Foreign: \$39.00 per issue

1986 CENSUS PUBLICATIONS

- 95-115 Kamloops: part 1.** 84 p. ISBN 0-660-53496-7.
Canada: \$19.00 per issue
Foreign: \$20.00 per issue
- 95-116 Kamloops: part 2.** 114 p. ISBN 0-660-53595-5.
Canada: \$24.00 per issue
Foreign: \$25.00 per issue
- 95-117 Kelowna: part 1.** 94 p. ISBN 0-660-53497-5.
Canada: \$20.00 per issue
Foreign: \$21.00 per issue
- 95-118 Kelowna: part 2.** 121 p. ISBN 0-660-53596-3.
Canada: \$25.00 per issue
Foreign: \$26.00 per issue
- 95-119 Kingston: part 1.** 75 p. ISBN 0-660-53498-3.
Canada: \$20.00 per issue
Foreign: \$21.00 per issue
- 95-120 Kingston: part 2.** 121 p. ISBN 0-660-53597-1.
Canada: \$25.00 per issue
Foreign: \$26.00 per issue
- 95-121 Kitchener: part 1.** 98 p. ISBN 0-660-53499-1.
Canada: \$22.00 per issue
Foreign: \$23.00 per issue
- 95-122 Kitchener: part 2.** 177 p. ISBN 0-660-53598-X.
Canada: \$29.00 per issue
Foreign: \$31.00 per issue
- 95-123 Lethbridge: part 1.** 84 p. ISBN 0-660-53500-9.
Canada: \$20.00 per issue
Foreign: \$21.00 per issue
- 95-124 Lethbridge: part 2.** 130 p. ISBN 0-660-53599-8.
Canada: \$25.00 per issue
Foreign: \$26.00 per issue
- 95-125 London: part 1.** 109 p. ISBN 0-660-53501-7.
Canada: \$22.00 per issue
Foreign: \$23.00 per issue
- 95-126 London: part 2.** 200 p. ISBN 0-660-53600-5.
Canada: \$29.00 per issue
Foreign: \$31.00 per issue
- 95-127 Moncton: part 1.** 74 p. ISBN 0-660-53502-5.
Canada: \$20.00 per issue
Foreign: \$21.00 per issue
- 95-128 Moncton: part 2.** 138 p. ISBN 0-660-53601-3.
Canada: \$25.00 per issue
Foreign: \$26.00 per issue
- 95-129 Montréal: part 1.** 453 p. ISBN 0-660-53503-3.
Canada: \$52.00 per issue
Foreign: \$62.00 per issue
- 95-130 Montréal: part 2.** 783 p. ISBN 0-660-53602-1.
Canada: \$85.00 per issue
Foreign: \$98.00 per issue
- 95-131 North Bay: part 1.** 69 p. ISBN 0-660-53504-1.
Canada: \$20.00 per issue
Foreign: \$21.00 per issue
- 95-132 North Bay: part 2.** 110 p. ISBN 0-660-53603-X.
Canada: \$25.00 per issue
Foreign: \$26.00 per issue
- 95-133 Oshawa: part 1.** 96 p. ISBN 0-660-53505-X.
Canada: \$20.00 per issue
Foreign: \$21.00 per issue
- 95-134 Oshawa: part 2.** 146 p. ISBN 0-660-53604-8.
Canada: \$25.00 per issue
Foreign: \$26.00 per issue
- 95-135 Ottawa-Hull: part 1.** 171 p. ISBN 0-660-53506-8.
Canada: \$27.00 per issue
Foreign: \$28.50 per issue
- 95-136 Ottawa-Hull: part 2.** 282 p. ISBN 0-660-53605-6.
Canada: \$39.00 per issue
Foreign: \$41.00 per issue
- 95-137 Peterborough: part 1.** 84 p. ISBN 0-660-53507-6.
Canada: \$20.00 per issue
Foreign: \$21.00 per issue
- 95-138 Peterborough: part 2.** 130 p. ISBN 0-660-53606-4.
Canada: \$25.00 per issue
Foreign: \$26.00 per issue
- 95-139 Prince George: part 1.** 85 p. ISBN 0-660-53508-4.
Canada: \$20.00 per issue
Foreign: \$21.00 per issue
- 95-140 Prince George: part 2.** 114 p. ISBN 0-660-53607-2.
Canada: \$25.00 per issue
Foreign: \$26.00 per issue
- 95-141 Québec: part 1.** 142 p. ISBN 0-660-53509-2.
Canada: \$25.00 per issue
Foreign: \$26.00 per issue
- 95-142 Québec: part 2.** 273 p. ISBN 0-660-53608-0.
Canada: \$35.00 per issue
Foreign: \$37.00 per issue
- 95-143 Regina: part 1.** 110 p. ISBN 0-660-53510-6.
Canada: \$21.00 per issue
Foreign: \$22.00 per issue
- 95-144 Regina: part 2.** 160 p. ISBN 0-660-53609-9.
Canada: \$27.00 per issue
Foreign: \$28.00 per issue

1986 CENSUS PUBLICATIONS

- 95-145 Saint John: part 1.** 85 p. ISBN 0-660-53511-4.
Canada: \$20.00 per issue
Foreign: \$21.00 per issue
- 95-146 Saint John: part 2.** 139 p.
ISBN 0-660-53610-2.
Canada: \$25.00 per issue
Foreign: \$26.00 per issue
- 95-147 St. Catharines-Niagara: part 1.** 128 p.
ISBN 0-660-53512-2.
Canada: \$23.00 per issue
Foreign: \$24.00 per issue
- 95-148 St. Catharines-Niagara: part 2.** 175 p.
ISBN 0-660-53611-0.
Canada: \$30.00 per issue
Foreign: \$32.00 per issue
- 95-149 St. John's: part 1.** 85 p. ISBN 0-660-53513-0.
Canada: \$20.00 per issue
Foreign: \$21.00 per issue
- 95-150 St. John's: part 2.** 140 p. ISBN 0-660-53612-9.
Canada: \$25.00 per issue
Foreign: \$26.00 per issue
- 95-151 Sarnia: part 1.** 90 p. ISBN 0-660-53514-9.
Canada: \$20.00 per issue
Foreign: \$21.00 per issue
- 95-152 Sarnia: part 2.** 140 p. ISBN 0-660-53613-7.
Canada: \$25.00 per issue
Foreign: \$26.00 per issue
- 95-153 Saskatoon: part 1.** 76 p. ISBN 0-660-53515-7.
Canada: \$20.00 per issue
Foreign: \$21.00 per issue
- 95-154 Saskatoon: part 2.** 160 p.
ISBN 0-660-53614-5.
Canada: \$25.00 per issue
Foreign: \$26.00 per issue
- 95-155 Sault Ste. Marie: part 1.** 84 p.
ISBN 0-660-53516-5.
Canada: \$20.00 per issue
Foreign: \$21.00 per issue
- 95-156 Sault Ste. Marie: part 2.** 130 p.
ISBN 0-660-53615-3.
Canada: \$25.00 per issue
Foreign: \$26.00 per issue
- 95-157 Sherbrooke: part 1.** 81 p.
ISBN 0-660-53717-3.
Canada: \$20.00 per issue
Foreign: \$21.00 per issue
- 95-158 Sherbrooke: part 2.** 150 p.
ISBN 0-660-53616-1.
Canada: \$25.00 per issue
Foreign: \$26.00 per issue
- 95-159 Sudbury: part 1.** 96 p. ISBN 0-660-53518-1.
Canada: \$20.00 per issue
Foreign: \$21.00 per issue
- 95-160 Sudbury: part 2.** 135 p. ISBN 0-660-53617-X.
Canada: \$25.00 per issue
Foreign: \$26.00 per issue
- 95-161 Thunder Bay: part 1.** 90 p.
ISBN 0-660-53519-X.
Canada: \$20.00 per issue
Foreign: \$21.00 per issue
- 95-162 Thunder Bay: part 2.** 123 p.
ISBN 0-660-53618-8.
Canada: \$25.00 per issue
Foreign: \$26.00 per issue
- 95-163 Toronto: part 1.** 429 p. ISBN 0-660-53520-3.
Canada: \$49.00 per issue
Foreign: \$59.00 per issue
- 95-164 Toronto: part 2.** 723 p. ISBN 0-660-53619-6.
Canada: \$85.00 per issue
Foreign: \$95.00 per issue
- 95-165 Trois-Rivières: part 1.** 72 p.
ISBN 0-660-53521-1.
Canada: \$20.00 per issue
Foreign: \$21.00 per issue
- 95-166 Trois-Rivières: part 2.** 140 p.
ISBN 0-660-53620-X.
Canada: \$25.00 per issue
Foreign: \$26.00 per issue
- 95-167 Vancouver: part 1.** 202 p.
ISBN 0-660-53522-X.
Canada: \$31.00 per issue
Foreign: \$32.50 per issue
- 95-168 Vancouver: part 2.** 359 p.
ISBN 0-660-53621-8.
Canada: \$43.00 per issue
Foreign: \$53.00 per issue
- 95-169 Victoria: part 1.** 99 p. ISBN 0-660-53523-8.
Canada: \$21.00 per issue
Foreign: \$22.00 per issue
- 95-170 Victoria: part 2.** 182 p. ISBN 0-660-53622-6.
Canada: \$27.00 per issue
Foreign: \$29.00 per issue
- 95-171 Windsor: part 1.** 102 p. ISBN 0-660-53524-6.
Canada: \$21.00 per issue
Foreign: \$22.00 per issue
- 95-172 Windsor: part 2.** 139 p. ISBN 0-660-53623-4.
Canada: \$27.00 per issue
Foreign: \$29.00 per issue

1986 CENSUS PUBLICATIONS

95-173 Winnipeg: part 1. 126 p. ISBN 0-660-53525-4.
Canada: \$26.00 per issue
Foreign: \$27.00 per issue

95-174 Winnipeg: part 2. 240 p. ISBN 0-660-53624-2.
Canada: \$37.00 per issue
Foreign: \$39.00 per issue

CENSUS OF AGRICULTURE

96-101

User's guide. 28 p. 28 cm. 1987. Bilingual.
 ISBN 0-660-53551-3.
 DDC 001.4/33.

The user's guide is a reference document for users of the 1986 Census of Agriculture data. It details the content, confidentiality procedures, geographic structure, variety of products, prices and ordering procedures.

Canada: \$3.00 per issue
Foreign: \$4.00 per issue

96-102 to 96-112

Agriculture. 11 v. 28 cm. 1987. Bilingual.
 DDC 338.1/0971.

These publications present the results of the 1986 Census of Agriculture. They provide statistics on crops, livestock, farm land, labour, capital and many other variables. The introduction includes explanations of questions used and contains some indicators of the quality of the data. The tabular material is presented in four sections. The first section presents data by province. The second section consists of cross-classified data by province. The third section contains historical data by province. The fourth section contains selected data for the Yukon and Northwest Territories. A fifth section (appendices) contains a copy of the 1986 Census of Agriculture questionnaire.

96-102 Canada. 140 p. ISBN 0-660-53539-4.
Canada: \$50.00 per issue
Foreign: \$51.50 per issue

96-103 Newfoundland. 121 p. ISBN 0-660-53540-8.
Canada: \$44.00 per issue
Foreign: \$45.50 per issue

96-104 Prince Edward Island. 103 p.
 ISBN 0-660-53541-6.
Canada: \$44.00 per issue
Foreign: \$45.50 per issue

96-105 Nova Scotia. 169 p. ISBN 0-660-53542-4.
Canada: \$50.00 per issue
Foreign: \$51.50 per issue

96-106 New Brunswick. 176 p. ISBN 0-660-53543-2.
Canada: \$50.00 per issue
Foreign: \$51.50 per issue

96-107 Québec. 512 p. ISBN 0-660-53544-0.
Canada: \$66.00 per issue
Foreign: \$76.00 per issue

96-108 Ontario. 347 p. ISBN 0-660-53545-9.
Canada: \$61.00 per issue
Foreign: \$71.00 per issue

96-109 Manitoba. 226 p. ISBN 0-660-53546-7.
Canada: \$55.00 per issue
Foreign: \$56.50 per issue

96-110 Saskatchewan. 240 p. ISBN 0-660-53547-5.
Canada: \$55.00 per issue
Foreign: \$65.00 per issue

96-111 Alberta. 222 p. ISBN 0-660-53548-3.
Canada: \$55.00 per issue
Foreign: \$56.50 per issue

96-112 British Columbia. 225 p. ISBN 0-660-53549-1.
Canada: \$50.00 per issue
Foreign: \$60.00 per issue

96-113

A profile of Canadian agriculture.
 ISBN 0-660-53550-5. **To be released.**
Canada: \$50.00 per issue
Foreign: \$11.00 par issue

96-114

Socio-economic characteristics of the farm population.
 ISBN 0660-53552-1. **To be released.**
Canada: \$33.00 per issue
Foreign: \$43.00 per issue

ANALYTICAL PRODUCTS

METROPOLITAN ATLAS SERIES

98-101 to 98-112

Metropolitan atlas series. **To be released.**

98-101 St. John's
 ISBN 0-660-54000-2.
Canada: \$24.00 per issue
Foreign: \$25.00 per issue

98-102 Halifax
 ISBN 0-660-54001-0.
Canada: \$24.00 per issue
Foreign: \$25.00 per issue

98-103 Québec
 ISBN 0-660-54002-9.
Canada: \$24.00 per issue
Foreign: \$25.00 per issue

1986 CENSUS PUBLICATIONS

- 98-104 Montréal**
ISBN 0-660-54003-7.
Canada: \$30.00 per issue
Foreign: \$31.00 per issue
- 98-105 Ottawa-Hull**
ISBN 0-660-54004-5.
Canada: \$24.00 per issue
Foreign: \$25.00 per issue
- 98-106 Toronto**
ISBN 0-660-54005-3.
Canada: \$30.00 per issue
Foreign: \$31.00 per issue
- 98-107 Hamilton**
ISBN 0-660-54006-1.
Canada: \$24.00 per issue
Foreign: \$25.00 per issue
- 98-108 Winnipeg**
ISBN 0-660-54007-X.
Canada: \$24.00 per issue
Foreign: \$25.00 per issue
- 98-109 Regina**
ISBN 0-660-54008-8.
Canada: \$24.00 per issue
Foreign: \$25.00 per issue
- 98-110 Calgary**
ISBN 0-660-54009-6.
Canada: \$24.00 per issue
Foreign: \$25.00 per issue
- 98-111 Edmonton**
ISBN 0-660-54010-X.
Canada: \$24.00 per issue
Foreign: \$25.00 per issue
- 98-112 Vancouver**
ISBN 0-660-54011-8.
Canada: \$24.00 per issue
Foreign: \$25.00 per issue


FOCUS ON CANADA SERIES

98-120

Canada's population from ocean to ocean / by Rick Mitchell. 31 p. 26 cm. 1989. Bilingual.
ISBN 0-660-54012-6.
Incorrect ISBN (0-660-54012-) printed in the publication.
DDC 304.6/0971.

This publication explores changes in the size and geographic distribution of Canada's population since 1871, with an emphasis on the changes that have occurred in recent years. This publication comes complete with a loose 22" x 17" colour map depicting Canada's population distribution from the 1986 Census.

Canada: \$10.00 per issue
Foreign: \$11.00 per issue



98-121

Canada's seniors / by Leroy Stone and Hubert Frenken. 55 p. 26 cm. 1988. Bilingual.
ISBN 0-660-54013-4.
DDC 305.2/6/0971.

This publication puts the quickening pace of the aging of Canada's population into perspective by introducing information from other countries. It explores regional differences in age structures across Canada and documents recent changes in marital status and living arrangements with a special focus on Canada's "oldest-old" (those 80 years of age and over).

Canada: \$10.00 per issue
Foreign: \$11.00 per issue

98-122

Canada's north.
ISBN 0-660-54014-2. **To be released.**
Canada: \$10.00 per issue
Foreign: \$11.00 per issue

1986 CENSUS PUBLICATIONS

98-123

Inner city in transition.

ISBN 0-660-54015-0. **To be released.**

Canada: \$10.00 per issue

Foreign: \$11.00 per issue

98-124

Canada's youth.

ISBN 0-660-54016-9. **To be released.**

Canada: \$10.00 per issue

Foreign: \$11.00 per issue

98-125

The work women do.

ISBN 0-660-54017-7. **To be released.**

Canada: \$10.00 per issue

Foreign: \$11.00 per issue

98-126

A Profile of the disabled.

ISBN 0-660-54018-5. **To be released.**

Canada: \$10.00 per issue

Foreign: \$11.00 per issue

98-127

Families in Canada.

ISBN 0-660-54019-3. **To be released.**

Canada: \$10.00 per issue

Foreign: \$11.00 per issue

98-128

Family income.

ISBN 0-660-54020-7. **To be released.**

Canada: \$10.00 per issue

Foreign: \$11.00 per issue

98-129

Employment income.

ISBN 0-660-54021-5. **To be released.**

Canada: \$10.00 per issue

Foreign: \$11.00 per issue

98-130

Affordability of housing in Canada.

ISBN 0-660-54022-3 **To be released.**

Canada: \$10.00 per issue

Foreign: \$11.00 per issue

98-131

Canada : a linguistic profile.

ISBN 0-660-54023-1. **To be released.**

Canada: \$10.00 per issue

Foreign: \$11.00 per issue

98-132

Ethnic diversity in Canada.

ISBN 0-660-54024-X. **To be released.**

Canada: \$10.00 per issue

Foreign: \$11.00 per issue

98-133

Canada's farm population.

ISBN 0-660-54025-8. **To be released.**

Canada: \$10.00 per issue

Foreign: \$11.00 per issue

98-134

Educational attainment of Canadians / by G.A. Mori and B. Burke. 50 p. 26 cm. 1989. Bilingual.

ISBN 0-660- 54026-6.

DDC 370/.971.

A five-fold increase in the number of Canadians with university degrees is just one of many changes that have occurred in the levels of education attained by Canadians over the past quarter-century. This publication provides information about changes in educational attainment between 1961 and 1986 by province and territory. The publication also takes a detailed look at 1986 Census information on postsecondary fields of study and relates that training to selected economic indicators such as labour force activity and employment income.

Canada: \$10.00 per issue

Foreign: \$11.00 per issue

98-135

Trends in occupation and industry.

ISBN 0-660-54027-4. **To be released.**

Canada: \$10.00 per issue

Foreign: \$11.00 per issue

GENERAL AND GEOGRAPHIC REFERENCE

General and Geographic Reference products increase the accessibility and usefulness of publications, custom products and other output modes.

REFERENCE PRODUCTS (GENERAL)

These publications help data users understand census concepts, products and services.

1986 CENSUS PUBLICATIONS

99-101E

Dictionary. 216 p. 28 cm. 1987. E. and F.
ISBN 0-660-12250-2.
DDC 001.4/33.

The first of several reference products from the 1986 Census, this provides alphabetically listed definitions of census variables from the four major universes: population, families, households, and dwellings and also for the geographic variables. The dictionary includes a colour coded cross reference index to the most commonly used census terms and synonyms, and appendices with additional details on census concepts.

Canada: \$35.00 per issue
Foreign: \$36.50 per issue

99-102E

Products and services. Preliminary ed. 136 p. 28 cm. 1987. E. and F.
ISBN 0-660-12251-0.
DDC 016.3171.

The 1986 Census *Products and Services* provides detailed information on the products and services available from the 1986 Census. The publication is divided into four sections: publications, other data products, geographic products and geocartographic products. It provides the necessary ordering information, as well as three appendices showing samples of a profile, maps and a detailed index.

Canada: \$10.00 per issue
Foreign: \$11.00 per issue

99-103E

Products and services. Final ed. 136 p. 28 cm. 1988. E. and F.
ISBN 0-660-12252-9.
DDC 016.3171.

The 1986 Census *Products and Services* provides detailed information on the products and services available from the 1986 Census. The publication is divided into four sections: publications, other data products, geographic products and geocartographic products. It provides necessary ordering information, as well as three appendices showing samples of a profile, maps and a detailed index.

Canada: \$15.00 per issue
Foreign: \$16.50 per issue

99-104E

Census handbook. 150 p. 28 cm. 1988. E. and F.
ISBN 0-660-12670-2.
DDC 001.4/33

This handbook draws together census information from many sources and is a convenient "first stop" for both new and experienced data users. Readers will find here

a brief history of census taking, a question by question outline of the 1986 Census, an explanation of how the variables derived from the census questions can be used, and an introduction to the geography of the census. Also included is information about how the latest census differs from its predecessors, and about what new products and services are available.

Canada: \$18.00 per issue

Foreign: \$19.00 per issue

99-105E

Census metropolitan areas and census agglomerations : a 1986 and 1981 comparison. 89 p. 28 cm. 1987. E. and F.
ISBN 0-660-12508-0.
DDC 307.2/0971.

This publication is the first in a series of reference documents designed to assist users in finding, understanding and comparing 1986 Census data. It provides comparisons of 1986 census metropolitan areas (CMAs) and census agglomerations (CAs) and their 1981 versions. These and other pertinent geographic areas are defined, and changes from the 1981 Census are explained. The publication lists those census subdivisions that make up the 1986 version of each CMA and CA, and shows corresponding delineations for 1981.

Canada: \$20.00 per issue

Foreign: \$21.00 per issue

99-106E

1986 census geography : a historical comparison. 51 p. 28 cm. 1988. E. and F.
ISBN 0-660-12730-X.
DDC 917.1/09173.

This publication is designed to aid users in the comprehension of standard geographic terms. In addition, it compares geographic terms associated with the 1986 Census to those of previous censuses.

Canada: \$20.00 per issue

Foreign: \$21.00 per issue

GEOGRAPHIC REFERENCE PRODUCTS

These publications assist in the use and interpretation of census data. They are intended to be reference tools rather than data sources and include maps, enumeration area reference lists, and equivalent enumeration areas, 1986 and 1981.

99-115

Maps, census divisions and subdivisions. 27 p. in various pagings. 30 cm. 1987. Bilingual.
ISBN 0-660-53526-2.
DDC 912/.13046/0971.

1986 CENSUS PUBLICATIONS

This publication presents reference maps of census divisions and census subdivisions in each province and territory of Canada for the 1986 Census of Canada. Codes and names for all CDs and census metropolitan areas and census agglomerations are presented for each province and territory. An index map of all CDs in Canada is included. The same series of maps appears in Volume II of the 1986 *Standard geographical classification manual*, (Cat. no. 12-572.)

Canada: \$35.00 per issue

Foreign: \$55.00 per issue

99-116

Maps, census metropolitan areas and census agglomerations. 298 p. in various pagings. 30 cm. 1987. Bilingual.

ISBN 0-660-53527-0.

DDC 912/.13046/0971.

This publication enables users to relate census data to the geographic areas known as census metropolitan areas (CMAs) and census agglomerations (CAs). CMAs and CAs reflect an urban labour market area, an urban core together with surrounding urban and rural areas that are economically and socially integrated with that core. The publication highlights the boundaries of the 25 CMAs and 114 CAs along with their component census subdivisions (municipalities). As well, the publication displays the various parts of a CMA/CA urbanized core, urban fringe, and rural fringe.

Canada: \$35.00 per issue

Foreign: \$55.00 per issue

ENUMERATION AREA REFERENCE LISTS

This series includes 10 publications that link enumeration areas to higher census geographic levels.

99-117 to 99-120

Census divisions and subdivisions. 4 v. 28 cm. 1987. Bilingual.

DDC 304.6/0971.

These four publications together identify all the census divisions and census subdivisions in Canada and their constituent 1986 census enumeration areas.

99-117 Atlantic provinces. 86 p.
ISBN 0-660-53528-9.

Canada: \$22.00 per issue

Foreign: \$23.00 per issue

99-118 Québec. 149 p. ISBN 0-660-53529-7.

Canada: \$25.00 per issue

Foreign: \$26.00 per issue

99-119 Ontario. 92 p. ISBN 0-660-53530-0.

Canada: \$22.00 per issue

Foreign: \$23.00 per issue

99-120 Western provinces and the Territories.

176 p. ISBN 0-660-53531-9.

Canada: \$27.00 per issue

Foreign: \$28.50 per issue

99-121

Census tracts. 206 p. in various pagings. 28 cm. 1987. Bilingual.

ISBN 0-660-53532-7.

DDC 304.6/0971.

This publication reports each census tract (CT) in the 25 census metropolitan areas and 12 census agglomerations in Canada that are part of the CT program. All enumeration areas within each CT are identified.

Canada: \$32.00 per issue

Foreign: \$33.50 per issue

99-122 to 99-125

Provincial census tracts. 4 v. 28 cm. 1987. Bilingual.

DDC 304.6/0971.

These publications report all provincial census tracts (PCTs) in Canada and identify the enumeration areas within each PCT.

99-122 Atlantic provinces. 92 p.
ISBN 0-660-53533-5.

Canada: \$23.00 per issue

Foreign: \$24.00 per issue

99-123 Québec. 123 p. ISBN 0-660-53534-3.

Canada: \$26.00 per issue

Foreign: \$27.00 per issue

99-124 Ontario. 91 p. ISBN 0-660-53535-1.

Canada: \$24.00 per issue

Foreign: \$25.00 per issue

99-125 Western provinces and the Territories.

167 p. ISBN 0-660-53536-X.

Canada: \$31.00 per issue

Foreign: \$32.50 per issue

1986 CENSUS PUBLICATIONS

99-126

Census metropolitan areas and census agglomerations. 148 p. in various pagings. 28 cm. 1987. Bilingual.

ISBN 0-660-53537-8.

DDC 304.6/0971.

This publication presents the 25 census metropolitan areas (CMAs) and 114 census agglomerations (CAs) in Canada and identifies all the enumeration areas within each CMA and CA.

Canada: \$26.00 per issue

Foreign: \$27.00 per issue

99-127

Equivalent enumeration areas, 1986 and 1981. 403 p. in various pagings. 28 cm. 1988. Bilingual.

ISBN 0-660-53538-6.

DDC 304.6/0971.

This document shows geographically equivalent enumeration areas for 1981 and 1986 by federal electoral district.

Canada: \$50.00 per issue

Foreign: \$60.00 per issue

MAPS

The maps produced by the Geography Division can be divided into two categories: reference maps and statistical maps. The boundaries of census geographic areas are presented on reference maps either in data publications, map bulletins or on individual sheets. These maps enable users to locate and identify census geographic areas and to relate statistical data to the corresponding geographic areas. Statistical maps have been produced to support data publications and to give graphical representation of selected census data variables. The following is a description of both types of maps including prices and numbers of maps.

To order maps or for further information, please contact your local Statistics Canada Regional Reference Centre or Geography Information Services at (613)951-3889.

A. Reference Maps

Several map series have been produced to support 1986 Census publications and the delineation of geostatistical boundaries. With the exception of the G86-16 and the Forward Sortation Area map series, similar maps are also available for other census years.

Prices for preprinted colour maps are \$4 per map. G-Series maps (produced on demand) are \$5, \$10 and \$15 per map, for ozalid paper, intermediate film and ozopaque film respectively. The G86-13A series is priced at \$1 per sheet. Prices are subject to change without notice.

99-115

Maps, Census Divisions and Subdivisions. 27 p. in various pagings. 30 cm. 1987. Bilingual.

ISBN 0-660-53526-2.

DDC 912/.13046/0971.

This publication presents reference maps of census divisions (CDs) and census subdivisions (CSDs) in each province and territory of Canada for the 1986 Census of Canada. Codes and names for all CDs and census metropolitan areas and census agglomerations are presented for each province and territory. An index map of all CDs in Canada is included. The same series of maps appears in Volume II of the 1986 Standard Geographical Classification Manual, Catalogue 12-572.

99-116

Maps, Census Metropolitan Areas and Census Agglomerations. 298 p. in various pagings. 30 cm. 1987. Bilingual.

ISBN 0-660-53527-0.

DDC 912/.13046/0971.

This publication enables users to relate census data to the geographic areas known as census metropolitan areas (CMAs) and census agglomerations (CAs). CMAs and CAs reflect an urban labour market area, an urban core together with surrounding urban and rural areas that

are economically and socially integrated with that core. The publication highlights the boundaries of the 25 CMAs and 114 CAs along with their component census subdivisions (municipalities). As well, the publication displays the urbanized core, urban fringe, and rural fringe parts of each CMA/CA.

95-101 to 95-179

Census Tract Reference Maps, 62 Maps

These colour maps appear in the data publications, Census Tract Profile series. The maps present the boundaries of each census tract within census metropolitan areas and tracted census agglomerations. Some street detail is provided to orient the user. These maps enable users to relate the data presented in the publication to a geographic location. They can also be used to obtain other more detailed enumeration area maps or other data presented by census tract. These maps can be ordered separately.

94-125 and 94-126

Canada / 1976 Federal Electoral District Index Map, 1 Map

This colour index map accompanies the Federal Electoral District (FED) profiles. The map indicates the boundaries for each of the 282 FEDs, according to the 1976 Representation Order, on a general base map of Canada. A list of FEDs and codes are also shown on the map. The map can be purchased separately.

94-133 and 94-134

Canada / 1987 Federal Electoral District Index Map, 1 Map

Same as above, except this map accompanies the profiles for the 295 Federal Electoral Districts according to the 1987 Representation Order. The map can be purchased separately.

Urban Forward Sortation Area Maps, 114 Maps

These colour maps present the boundaries of forward sortation areas (FSAs), the first three characters of the postal code, in census tracted centres of Canada. The maps enable users to relate census data contained in the 1986 Census of Canada, Urban Forward Sortation Area Profiles to the geographic location of the FSA.

Rural Forward Sortation Area Maps, 21 Maps

These black and white maps present the boundaries of forward sortation areas in the rest of Canada not covered by the series above.

MAPS

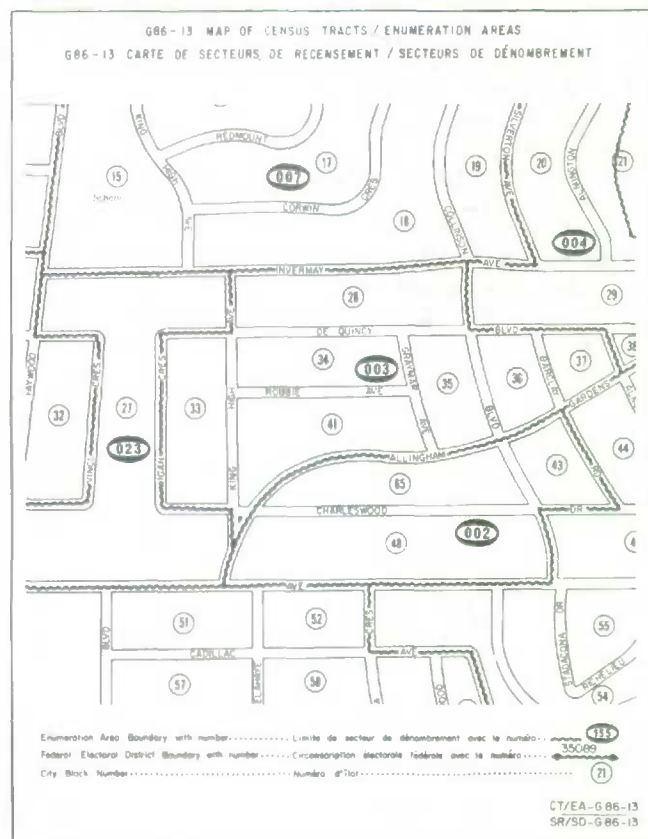
G86-10 Series, Census Divisions and Subdivisions, 21 Maps

These are black and white versions of the maps available in 99-115. The maps present the boundaries of census divisions (CDs) and census subdivisions for each province. Map scales range from 1:250,000 in the most densely populated areas to 1:4,000,000 in the northern territories. Codes and names for all CDs and census metropolitan areas/census agglomerations are presented for each province and territory.

G86-12 Series, Maps of Rural Enumeration Areas, 2,088 Maps

The enumeration area (EA) is the building block for all the standard geographical areas. This series of maps shows the boundaries of EAs in the rural areas of Canada. National Topographic System (NTS) maps from Energy, Mines and Resources Canada are used as the base maps for this series. The scales of these maps range from 1:50,000 to 1:500,000 (or smaller scales in northern areas). The series also shows the boundaries of census divisions, census subdivisions and federal electoral districts.

Map of Census Tracts / Enumeration Areas



G86-13 Series, Census Tracts/Enumeration Areas Maps, 3,081 Maps

This series of maps shows the enumeration areas (EAs) in census tracts (CTs). Each map sheet covers one or more census tracts. The maps vary in scale but are of a scale large enough to show Federal Electoral District and EA boundaries, street names, block numbers and many physical features. This series is available for the 37 census tracted centres i.e., the 25 census metropolitan areas (CMAs) and 12 tracted census agglomerations (CAs) in Canada. Small scale reference maps showing all census tracts in a CMA or CA provide an index to the individual CTs shown in this series.

G86-13A Series, Census Tracts/Enumeration Areas Maps, 1,764 Maps

Maps in this series are the same as those in the G86-13 Series above; however, these maps are reduced to a standard size and made available in booklet form.

G86-14 Series, Maps of Selected Census Subdivisions, 1,500 Maps

The maps in this series show the smaller urban census subdivisions (CSDs) of Canada. Each map shows a CSD and the streets within it. Enumeration area (EA) boundaries are shown only for those CSDs in this series with three or more EAs. For the other CSDs in the series, the EA boundaries can be found in the G86-12 series maps.

G86-16 Series, Place Maps, 65 Maps

The G86-16 series consists of place maps of parts of census subdivisions (CSDs). As with the G86-14 series, each map shows the streets in the coverage area. Enumeration area (EA) boundaries are shown only where three or more EAs exist.

G86-18 Series, Federal Electoral Districts/Enumeration Area Maps, 282 Maps

This series contains a map for each of the 282 Federal Electoral Districts (FEDs) based on the 1976 Representation Order in Canada. Map scales vary; however, the scale of each map is large enough to show the enumeration area (EA) boundaries. Maps of FEDs in the larger urban areas of Canada show census tracts as well as EA boundaries. FEDs in smaller urban areas or rural areas show the boundaries of census divisions and census subdivisions in addition to the EA boundaries.

G86-21 Series, Provincial Census Tracts Maps, 441 Maps

Provincial census tracts (PCTs) exist in areas not included in the census tract program and are usually determined by the provinces. Boundaries of PCTs are presented, as well as an outline of census metropolitan areas and census agglomerations containing census tracts.

MAPS

B. Statistical Maps

A series of off-the-shelf statistical maps have been produced, showing selected statistical variables from the 1986 Census of Canada. The maps are in two types; volume-printed maps are on paper, and are available in large quantities, while pre-produced maps are on film media, including contact prints, slides, transparencies and positive and negative film.

Prices vary from \$1 to \$50, depending on size and type, and are outlined below. All the maps in this series are bilingual in format.

Volume-printed Maps

1) **Population Distribution, 1986** is a white on black map, 11" by 8.5" (28cm by 22cm), uses white dots to display the population distribution by Census Division in a Globogram projection, and sells for \$1.00.

2) **Population Change, 1981-1986** is a colour map, 15" by 11" (38cm by 28cm), and uses 5 classes in green and brown tones to display the change in population between 1981 and 1986, by Census Division. This \$4.00 map uses a Globogram projection and a neutral grey to represent sparsely populated areas.

3) **Population Density, 1986** is a colour map, 22" by 17" (56cm X 43cm), and uses 6 classes in yellow and brown tones to display the population density by Census Division. This large format \$8.00 map uses a Globogram projection and a neutral grey to represent sparsely populated areas.

Pre-produced maps

Pre-produced maps are available in black and white, on various film media, and in the following sizes:

11" by 8.5" (28cm by 22cm) for \$25.00

17" by 11" (43cm by 28cm) for \$35.00

22" by 17" (56cm by 43cm) for \$50.00

1) **Population Themes** are represented by the following titles;

Population Change, 1981-1986, by Census Division

Population Density, 1986, by Census Division

Population Distribution, 1986, by Census Division

Population Change, 1981-1986, by Federal Electoral District

Population Distribution, 1986, by Federal Electoral District

2) **Agricultural Themes** are represented by the following titles:

Change in Cropland, 1981-1986, by Census Division

Canadian Cropland, 1986, by Census Division

Canadian Agricultural Land, 1986, by Census Division

Canadian Agricultural Sales, 1985, by Census Division

Flaxseed Area, Canada, 1986, by Census Division

Grain Corn Area, Canada, 1986, by Census Division

Wheat Area, Canada, 1986, by Census Division

Canola Area, Canada, 1986, by Census Division

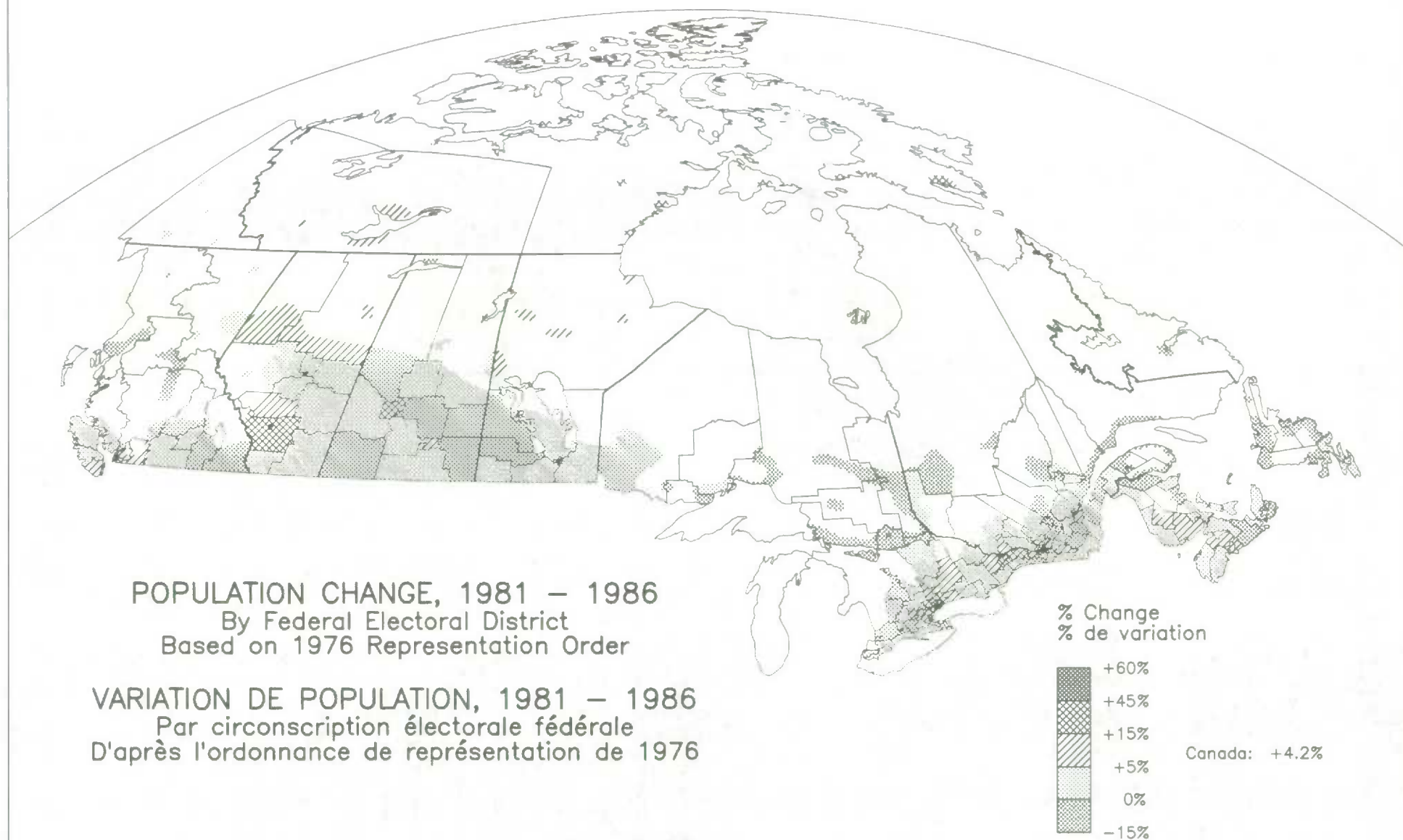
Barley Area, Canada, 1986, by Census Division

Summerfallow Area, Canada, 1986, by Census Division

Total Pigs, Canada, 1986, by Census Division

Total Cattle, Canada, 1986, by Census Division

3) **A manufacturing theme** is available only in the largest size, under the title Canada and the United States, Distribution of Manufacturing Establishments, 1982.



Source: 1986 Census of Canada.
Produced by the Geocartographics Sub-Division, Statistics Canada, 1987.

Source: Recensement du Canada de 1986.
Préparé par la Sous-division géocartographique, Statistique Canada, 1987.

AUTHOR, TITLE AND SUBJECT INDEX

ABBREVIATIONS

CA = Census agglomeration
 CD = Census division
 CMA = Census metropolitan area
 CSD = Census subdivision
 CT = Census tract
 EA = Enumeration area
 FED = Federal electoral district
 B = Bulletin (Census of Manufactures publications)
 E = English
 P = Preliminary
 S = Supplement

NOTES

Titles and authors of Statistics Canada publications appear in bold print. Initial articles (eg.: the) are disregarded in the alphabetical arrangement. Years are treated as if they are spelled out in full, although they appear in numeric form in the index. (1986 is treated as nineteen hundred and eighty six).

ACCESS

The index provides access by personal author, title, subject, commodity and industry. Numbers given in the index are catalogue numbers assigned to the publications. The arrangement of the entries in the main section of the catalogue is numerical, by catalogue number. Census publications are listed by census year.

CROSS REFERENCES

A **See** reference refers the user from a non-preferred term to one used in the index. Example: Edible oils **See** Oils and fats.

A **See also** reference directs the user to related material which is alphabetically scattered in the index. Example: Enterprises **See also** Corporations; Foreign Control; Government enterprises; Industrial enterprises; Small businesses.

USING THE INDEX

Users may not necessarily find specific subjects or commodities listed in the index, in which case, the user is advised to look under progressively broader terms. In the case of a specific commodity, for which there is no entry in the index, users may look under the industry of which that specific commodity is a part.

For example, there is no entry under "Colognes", but users will find references to relevant publications by looking under "Toilet preparations".

Users may wish to consult the Standard Industrial Classification, 1980 and its supplements, Catalogue 12-501E, to look up broad industry groups under which specific commodities fall.

NOTE

Future editions of the **Statistics Canada Catalogue** will contain increasingly specific commodity detail.

A

Abduction, 85-205
 Aboriginal languages. **See** Native languages.
 Aboriginal population. **See** Native peoples.
 Abortions, 82-211, 82-546
 Abrasives
 industry, 44-250, 44-250B
 Absence from work, 71-601 no. 32. **See also** Employment; Unemployment insurance; Work injuries.
 Accidents
 work-related, 72-208
 Accommodation
 traveller, 63-204, 87-401
 Accommodation, University. **See** University accommodation.
 Acids. **See** Chemicals.
 Adams, O., 84-536E
 Adhesives
 industry, 46-250, 46-250B
 Administrative report. **See** Summary guide, 1981 census.
 Adoption benefits. **See** Unemployment insurance.
 Adult correctional services in Canada, 85-211
 Advance statistics of education, 81-220
 Advertising
 industry, 63-232
 Affordability of housing in Canada, 1986 census, 98-130
 Age, sex and marital status, 1986 census, 93-101
 Age-sex distribution, 91-209E
 estimates, 91-210
 estimates, 1981-1986, 91-518, 91-519
 immigrants, 1981 census, 92-913
 1981 census, 92-901
 1986 census, 93-101
 projections, 1984-2006, 91-520
 Aged. **See** Elderly.
 Agents and brokers, 63-226
 Aggregate productivity measures, 15-204
 Agricultural chemicals. **See also** Crop spraying; Fertilizers.
 industries, 46-250, 46-250B
 Agricultural implements. **See** Farm equipment.
 Agricultural labour. **See** Farm labour.
 Agricultural land. **See** Land.
 Agricultural products. **See also** Animal products; Crops.
 price index, 62-003
 sales, 1961-1981, 1981 census, 96-919
 Agriculture, 11-010, 11-402E. **See also** Farms.
 economic statistics, 21-603E
 economic statistics, methodology, 21-603E
 historical statistics, 11-210
 statistical summary, 21-522E
 Agriculture censuses
 1981 and historical statistics, 96-901 to 96-911, 96-920
 1981, data quality, 96-918
 1986, 96-102 to 96-112
 1986, user's guide, 96-101
 Agriculture, 1981 census, 96-901 to 96-911
 Agriculture, 1986 census, 96-102 to 96-112
 Agriculture, a profile of Canadian agriculture, 1981 census, 96-920
 Agriculture economic statistics, 21-603E

- Agriculture, evaluation of data quality**, 1981 census, 96-918
- Agriculture, field crops**, 1981 census, 96-912
- Agriculture, horticultural crops**, 1981 census, 96-913
- Agriculture, indexed agricultural sales, 1961 to 1981**, 1981 census, 96-919
- Agriculture, land use**, 1981 census, 96-916
- Agriculture, livestock and poultry**, 1981 census, 96-914
- Agriculture, machinery and equipment**, 1981 census, 96-915
- Agriculture methodology papers**, 21-602E
- Agriculture, sales class and product type**, 1981 census, 96-917
- Agriculture working papers**, 21-601E
- Air carrier operations in Canada**, 51-002
- Air carrier traffic at Canadian airports**, 51-005
- Air carriers**, 51-004, 51-005. **See also** Air transport.
employment, 51-002
financial statistics, 51-002, 51-206
fuel consumption, 51-002, 51-004
historical and statistical perspectives, 51-501E
- Air charter statistics**, 51-207
- Air charters**. **See also** Air transport.
domestic and international, 51-207
- Air conditioning**, 64-202. **See also** Household facilities.
equipment industry, 42-250, 42-250B
- Air passenger origin and destination, Canada/United States report**, 51-205
- Air passenger origin and destination, domestic report**, 51-204
- Air traffic**, 51-002, 51-004, 51-207. **See also** Air transport.
Canada/United States, origin and destination, 51-205
domestic and international, 51-005
domestic, origin and destination, 51-204
historical and statistical perspectives, 51-501E
- Air transport**. **See also** Air carriers; Air charters; Air traffic; Air travel; Aircraft; Airports.
historical and statistical perspectives, 51-501E
- Air travel**, 87-401. **See also** Air transport.
- Aircraft**. **See also** Air transport.
and aircraft parts, industry, 42-251, 42-251B
Canadian air carriers, 51-206
- Airlines**. **See** Air carriers.
- Airports**, 51-004, 51-005. **See also** Air transport.
historical and statistical perspectives, 51-501E
- Alcohol consumption**
adults, 11-612E no. 1
- Alcoholic beverages**. **See also** Taverns and bars.
consumer price index, 62-001
consumption, 32-229
control and sales, 63-202
industries, 32-251, 32-251B
- Alcoholics**. **See also** Special care.
in psychiatric and general hospitals, 83-204
- Aluminum**
primary production, industry, 41-250, 41-250B
rolling, casting and extruding industry, 41-250, 41-250B
- Amerindian languages**. **See** Native languages.
- Animal feed**. **See** Feed.
- Animal products**. **See also** Dairy products; Eggs; Fish products; Furs; Honey; Livestock; Meat; Wool.
data collection and estimating procedures, 21-602E no. 2
farm cash receipts, 21-001
farm product price index, 62-003
imports and exports, consumption and stocks, 23-203
production, consumption, imports and exports, 21-522E
- Animals, Live**. **See** Livestock.
- Annual report, benefit periods established and terminated under the Unemployment Insurance Act**, 73-201
- Annual report of Statistics Canada**, 11-201
- Annual report of the Minister of Supply and Services Canada under the Corporations and Labour Unions Returns Act. Part I, Corporations**, 61-210
- Annual report of the Minister of Supply and Services Canada under the Corporations and Labour Unions Returns Act. Part II, Labour unions**, 71-202
- Annual report of the Minister of Supply and Services Canada under the Corporations and Labour Unions Returns Act. Part II, Labour unions, Supplement**, 71-202S
- Annual retail trade**, 63-223
- Annual return of hospitals, hospital indicators**, 83-233
- Apiarists**. **See** Beekeepers.
- Apparel**. **See** Clothing.
- Apparent per capita food consumption in Canada, part I**, 32-229
- Apparent per capita food consumption in Canada, part II**, 32-230
- Apparent per capita food consumption in Canada: reference manual for catalogue 32-229 and 32-230**, 32-509E
- Apples**
production, 22-003
- Appliances**. **See** Electrical appliances.
- Architects**
establishments, 63-537
services, 62-232
- Architectural, engineering and scientific services, 1986**, 63-537
- Architectural metal products**
industries, 41-251, 41-251B
- Archives**, 87-207
- Art galleries**, 87-207
- Arts**, 11-403E, 87-001. **See also** Broadcasting; Culture; Film; Publishing; Sound recording.
economic impact, 87-532
statistical profile, 87-527
- Arts and culture: a statistical profile**, 87-527
- Asbestos**
production and shipments, 26-224
- Asbestos products**
industry, 44-250, 44-250B
- Asphalt**
roofing, industry, 36-250, 36-250B
roofing, production and shipments, 45-001
- Asphalt roofing**, 45-001
- Assaults**, 85-205
- Assets, Personal**. **See** Wealth.
- Atlas of cancer mortality in British Columbia, 1956-1983**, 82-565
- Audiovisual materials**
held in public libraries, 87-205, 87-205S
industry, 63-233
production, 87-204
- Automobile travel**, 87-401
- Aviation in Canada: historical and statistical perspectives on civil aviation**, 51-501E
- Aviation: service bulletin**, 51-004
- Aylwin, H.**, 82-545E
- B**
- Bags**
paper, industry, 36-250, 36-250B
paper, shipments, 36-004

- plastic, industry, 33-250, 33-250B
- plastic, shipments, 47-007
- Bakery products
 - industry, 32-250, 32-250B
- Balance of payments, 65-001, 67-001, 67-001P, 67-203, 67-510.
 - See also** Foreign investments; International trade; National accounts.
- Balance of trade, 65-001. **See also** International trade.
- Band, P.**, 82-565, 84-544
- Banks, 11-402E
 - financial statistics, 61-006
- Barber and beauty shops, 63-233
- Basavarajappa, K.**, 91-527E
- Bars. **See** Taverns and bars.
- Bathroom vanities. **See** Wood, industries.
- Batteries
 - factory sales, 43-005
 - industry, 43-250, 43-250B
- Beans, Dry. **See** Dry beans.
- Beaujot, R.**, 91-527E
- Beauty salons. **See** Barber and beauty shops.
- Bed springs and mattresses. **See** Mattresses.
- Beef
 - frozen, stocks, 23-203, 32-012
 - imports and exports, 23-203
- Beekeepers
 - number, 23-211
- Beer
 - industry, 32-251, 32-251B
- Beerstecher, P.**, 21-602E no. 2
- Bees
 - number of colonies, 23-211
- Beeswax
 - and honey, value, 23-211
- Beet sugar. **See** Sugar.
- Benefits, Employee. **See** Employee benefits.
- Beverage and tobacco products industries**, 32-251, 32-251B
- Beverages. **See also** Alcoholic beverages; Cocoa; Coffee; Food;
 - Soft drinks; Tea.
 - consumption, 32-229
 - industries, 32-251, 32-251B
 - capacity utilization, 31-003
 - inputs, summary, 32-251
 - inventories, 31-001, 32-251B
 - materials and supplies used, 32-251
 - orders, 31-001
 - packaging materials used, 32-251
 - principal statistics, 31-203, 32-251, 32-251B
 - principal statistics, sub-provincial, 31-209
 - shipments, 31-001, 32-251
 - shipments, destination by province, 31-530
- Bibliometrics, 88-501E, 88-507E
- Bilingualism. **See also** Languages; Official languages.
 - 1981 census, 99-935
- Binderries. **See** Bookbinding.
- Birth control, 91-524E. **See also** Fertility.
- Birthplace. **See also** Ethnicity; Population.
 - CDs and CSDs, 1986 census, 94-101 to 94-124 pt. 2
 - CMAAs and CAs, 1986 census, 94-128
 - CTs, 1986 census, 95-101 to 95-174 pt. 2
 - FEDs, 1986 census, 94-126, 94-134
 - by province and census districts, 1981 census, 93-925 to 93-936
 - ethnic groups, 1986 census, 93-154
 - guide to data, 1981 census, 99-946
 - immigrant and non-immigrant population, 1986 census, 93-155
 - 1981 census, 92-913, 99-950, 99-952
- Births, 84-204, 91-210, 91-524E. **See also** Fertility; Vital statistics.
 - and fertility, trends, 89-509
 - by local areas, 84-542
- Births and deaths, vital statistics, volume I**, 84-204
- Biscuits
 - industry, 32-250, 32-250B
 - production, 32-026
- Block-face geocoding coverage for the 1971, 1976 and 1981 censuses**, 1981 census, 99-976
- Blouses
 - industry, 34-252, 34-252B
- Boars. **See** Pigs.
- Boatbuilding
 - and repair, industry, 42-251, 42-251B
- Boats. **See** Vessels.
- Boilers. **See also** Heating equipment; Power boilers.
 - residential, shipments, 25-002
- Book stores
 - campus, 63-219
- Bookbinding
 - industry, 36-251, 36-251B
- Books. **See also** Publishing; Reading.
 - held in public libraries, 87-205, 87-205S
 - publishing industry, 36-251, 36-251B, 87-210
 - sales, campus bookstores, 63-219
- Boots. **See** Footwear.
- Bottles
 - plastic, shipments, 47-006
- Boxes. **See also** Containers.
 - paper, industry, 36-250, 36-250B
 - paper, shipments, 36-004
 - wooden, industry, 35-250, 35-250B
- Boxhill, W.**, 99-943, 99-944, 99-946, 99-949, 99-950, 99-952
- Boys' clothing. **See** Men's and boys' clothing.
- Brakes, motor vehicle. **See** Motor vehicles, accessories, parts and assemblies industries.
- Bread
 - industry, 32-250, 32-250B
- Breaking and entering, 85-205
- Brewery products. **See** Beer.
- Bridges
 - construction, 64-206
- Broadcasting, 56-001, 87-527. **See also** Arts;
 - Telecommunications.
 - economic statistics, 87-532
 - radio and television, 56-204
- Brokers. **See** Agents and brokers.
- Brooms and brushes
 - industry, 47-250, 47-250B
 - principal statistics, 31-203
- Brushes. **See** Brooms and brushes.
- Buckles. **See** Clothes fasteners.
- Building. **See** Construction.
- Building board. **See also** Hardboard; Paperboard; Particleboard; Waferboard.
 - industry, 36-250, 36-250B
 - production and shipments, 36-002
- Building contractors. **See** Contractors.
- Building management
 - small business profile, Canada and provinces, 61-601E to 61-613E
- Building permits, 64-001, 64-203. **See also** Construction.
- Building permits, annual summary**, 64-203
- Building services, 63-232

Buildings, Prefabricated. **See** Prefabricated buildings.
 Bulls. **See** Cattle.
Burch, T., 99-955, 99-963
Burke, B., 98-134
 Buses, 53-003
 bus body industry, 42-251, 42-251B
 industry and establishments, 53-215
 Business enterprises. **See** Enterprises.
 Business forms
 printing industry, 36-251, 36-251B
 Business machines. **See** Office machines.
Business services, 63-232
 Business services. **See also** Computer services; Management consulting.
 international trade, 67-203, 67-510
 revenue, expenses, client base and employment, 63-232
 Butter. **See also** Margarine.
 production and stocks, 23-001
 Buttons. **See** Clothes fasteners.

C

Cabinets
 wooden, industry, 35-250, 35-250B
Cable television, 56-205
 Cables. **See** Wires and cables.
 Caisses populaires. **See** Credit unions.
 Calves. **See also** Cattle; Veal.
 prices and slaughter, 23-203
Campus book stores, 63-219
Canada: a linguistic profile, 1986 census, 98-131
Canada, a portrait, 11-403E
 Canada Assistance Plan. **See** Social allowances.
 Canada Pension Plan, 86-507. **See also** Pensions.
Canada, provinces and economic regions: population, occupied private dwellings, private households and census and economic families in private households: selected social and economic characteristics: Labour Force Survey economic regions, 1981, 1981 census, 93-975
The Canada year book, 11-402E
Canada's changing population distribution, 1981 census, 99-931
Canada's Consumer Price Index, 62-603E
Canada's farm population, 1986 census, 98-133
Canada's industries, growth in jobs over three decades: a review of the changing mix of employment, 1951-1984, 89-507E
Canada's international investment position, 67-202
Canada's international trade in services, 1969-1984, 67-510
Canada's international transactions in services, 67-203
Canada's lone-parent families, 1981 census, 99-933
Canada's lone-parent families: a family studies teaching kit, 11-520E
Canada's men, 71-206
Canada's mineral production, preliminary estimates, 26-202
Canada's native people, 1981 census, 99-937
Canada's north, 1986 census, 98-122
Canada's older workers, 71-208
Canada's population from ocean to ocean, 1986 census, 98-120
Canada's seniors, 1986 census, 98-121
Canada's women, 71-205
Canada's youth, 1986 census, 98-124
Canada's youth, 71-207
Canada's young family home-owners, 1981 census, 99-939

Canada's young family home-owners: a family studies teaching kit, 11-517E
Canadian civil aviation, 51-206
Canadian classification of diagnostic, therapeutic and surgical procedures, 82-562E
Canadian crime statistics, 85-205
Canadian economic observer, 11-010
Canadian economic observer. Historical statistical supplement, 11-210
Canadian Export Classification (based on the Harmonized System), 12-578E
Canadian Export-Import Alphabetical Index (based on the Harmonized System), 12-579E
Canadian forestry statistics, 25-202
Canadian Health and Disability Survey, 71-535 no.1, 82-555E, 82-563E
Canadian imports by domestic and foreign controlled enterprises, 67-509
Canadian international trading patterns, 65-503
Canadian potato production, 22-008
Canadian social trends, 11-008E
Canadian socio-economic information management system. See CANSIM.
Canadian Standard Industrial Classification for Companies and Enterprises, 1980, 12-570E
Canadian women: a profile of their health, 82-542E
Canadian workload measurement system - laboratory, 83-234
Canadian workload measurement system - respiratory technology/pulmonary function, 83-603
Canadian youth: perspectives on their health, 82-545E
Canadians and their occupations, a profile, 1986 census, 93-157
Cancer, 82-207
 mortality, in British Columbia, 1956-1983, 82-565
Cancer in Canada, 82-207
 Cane sugar. **See** Sugar.
Canned and frozen fruits and vegetables, 32-011
 Canned food
 fruits and vegetables, 32-011, 32-023
CANSIM, Canadian Socio-economic Information Management System, mini base series directory, 12-569E
 Canvas
 industry, 34-251, 34-251B
 Capacity utilization. **See also** Capital;
 manufacturing industries, 31-003
Capacity utilization rates in Canadian manufacturing, 31-003
 Capital. **See also** Capacity utilization; Capital expenditure; Farm capital; Investments; Wealth.
 flows and stocks, 13-211
 flows and stocks, historical data, 13-568
 formation, historical data, 13-568
Capital and repair expenditures, manufacturing sub-industries, intentions, 61-214
 Capital consumption allowance. **See** Depreciation.
 Capital expenditure, 13-211. **See also** Construction; Investments.
 historical data, 13-568
 manufacturing industries, intentions, 61-214
 mining and petroleum and natural gas wells, intentions, 61-216
 price indexes, 62-007
 private and public, intentions, 61-205, 61-206
Capital expenditures of domestic and foreign controlled establishments in manufacturing, mining and forestry, 61-215
 Carbonated beverages. **See** Soft drinks.

Carcinoma. **See** Cancer.

Cardio-vascular disease in Canada, 82-544

Cargo

tonnage handled, by port, 54-205

Caribbean immigrants: a demo-economic analysis, 91-536E

Carpets

industry, 34-251, 34-251B

Carriers, 50-002. **See also** Air carriers; Motor carriers;

Passengers.

railway, 52-215

railway, carloadings, 52-001

railway, freight by commodity, 52-211

railway, operating statistics, 52-003

water, domestic and international, 54-205

Cartier, Jacques

commemorative history of Quebec, 11-606E

Cartons. **See** Boxes.

Caskets. **See** Coffins.

Cassettes. **See** Tapes.

Casting and extruding

industries, 41-250, 41-250B

Castings, Iron and steel. **See** Iron and steel.

Caterers. **See also** Food; Restaurants.

receipts, 63-011

Cattle

number on farms, 23-008

number on farms, farm values, prices, slaughter and exports, 23-203

Causes of death. **See also** Homicides; Mortality.

by province, changes over ten years, 91-209E

cancer, 82-207

cardiovascular disease, 82-544

detailed categories, 84-203

summary list, 84-206

tuberculosis, 82-212

Causes of death, vital statistics, volume IV, 84-203

CEGEPs. **See** Community colleges.

Cells, Electric. **See** Batteries.

Cement

industry, 44-250, 44-250B

production, shipments, sales and stocks, 44-001

Cement, 44-001

Census agglomerations. **See also** Urban areas.

definition, delineation, concept, 99-973

geographical classification, 12-571 to 12-573

index to data, 11-515

1981 census, 99-918

1986 and 1981 censuses, 99-105E

1986 census, 99-106E, 99-126

population, 1981 census, 94-947

population and population rank, 1986 census, 92-104

population, dwellings, households, and families, 1981 census, 95-903, 95-944

population, dwellings, households, families and land area, 1986 census, 94-127

programme, 1941-1981, 99-978

reference maps, 1981 census, 99-906

reference maps, 1986 census, 99-116

social, cultural, labour and income characteristics, 1986 census, 94-128

street indexes, 1981 census, 94-951 to 94-988

Census agglomerations with components: population, occupied private dwellings, private households and census and economic families in private households: selected social and economic characteristics, 1981 census, 95-944

Census divisions

geographical classification, 12-571 to 12-573

land area, 1981 census, 98-901 to 98-912

1981 census, 99-909 to 99-912, 99-914 to 99-917

1986 and 1981 censuses, 99-106E

1986 census, 99-117 to 99-120, 99-122 to 99-125

population and population rank, 1986 census, 92-101

population, dwellings, households, and families, 1981 census, 95-902, 95-942, 95-983 to 95-994

population estimates, 1976-1981, 91-521

reference maps, 1981 census, 99-907

reference maps, 1986 census, 99-115

social, cultural, labour, and income characteristics, 1986 census, 94-101 to 94-124

vital statistics, 84-542

Census divisions and subdivisions, 1986 census, 92-101, 99-117 to 99-120

Census divisions and subdivisions, population, occupied private dwellings, private households and census and economic families in private households: selected social and economic characteristics, 1981 census, 95-983 to 95-994

Census divisions and subdivisions: population, occupied private dwellings, private households, census families in private households: selected characteristics, 1981 census, 98-901 to 98-912

Census divisions: population, occupied private dwellings, private households and census and economic families in private households: selected social and economic characteristics, 1981 census, 95-942

Census divisions: population, occupied private dwellings, private households, census families in private households: selected characteristics, 1981 census, 95-902

Census education information, an inventory, 1981 census, 99-954E

Census families in private households: income: Canada, provinces, urban size groups, rural non-farm and rural farm, 1981 census, 92-936

Census families in private households: persons, children at home, structure and type, living arrangements: Canada, provinces, urban size groups, rural non-farm and rural farm, 1981 census, 92-905

Census families in private households: selected characteristics: Canada, provinces, 1981 census, 92-935

Census family income, 1986 census, 93-117

Census forms. **See also** Censuses.

inventory index, 12-205S

inventory (microfiche), 12-205M

1981 census, 99-902, 99-903

1986 census, 99-104E

Census geostatistical areas. **See** Geostatistical areas.

Census handbook, 1986 census, 99-104E

Census metropolitan area/census agglomeration program: a review, 1941-1981, 99-978

Census metropolitan areas. **See also** Urban areas.

definition, delineation, concept, 99-973

geographical classification, 12-571 to 12-573

growth, 1981 census, 99-942

index to data, 11-515

1981 census, 99-918

1986 and 1981 censuses, 99-105E

1986 census, 99-106E, 99-121, 99-126

population, 1981 and 1986 censuses, 98-120

population, 1981 census, 94-947

population and population rank, 1986 census, 92-104

- population, dwellings, households, and families, 1986 census, 94-127
- population, dwellings, households, and families, 1981 census, 95-903, 95-943
- programme, 1941-1981, 99-978
- reference maps, 1981 census, 99-906, 99-919 to 99-930
- reference maps, 1986 census, 99-116
- social, cultural, labour and income characteristics, 1986 census, 94-128
- street indexes, 1981 census, 94-951 to 94-988
- Census metropolitan areas and census agglomerations,** 1986 census, 92-104, 99-126
- Census metropolitan areas and census agglomerations: a 1986 and 1981 comparison,** 1986 census, 99-105E
- Census metropolitan areas and census agglomerations, part 1,** 1986 census, 94-127
- Census metropolitan areas and census agglomerations, part 2,** 1986 census, 94-128
- Census metropolitan areas and census agglomerations with components: population, occupied private dwellings, private households, census families in private households: selected characteristics,** 1981 census, 95-903
- Census metropolitan areas,** 1986 census, 93-156
- Census metropolitan areas with components: population, occupied private dwellings, private households and census and economic families in private households: selected social and economic characteristics,** 1981 census, 95-943
- Census of Agriculture
1986, user's guide, 96-101
- Census subdivisions
geographical classification, 12-571 to 12-573
in alphabetical order, 1981 census, 94-905
in decreasing population order, 1981 census, 94-905
index to data, 11-515
land area, 1981 census, 98-901 to 98-912
municipal structure, 99-971
1981 census, 99-909 to 99-912, 99-913, 99-914 to 99-917
1986 and 1981 censuses, 99-106E
1986 census, 99-117 to 99-120, 99-121, 99-122 to 99-125
of over 5,000 population, population, dwellings, households, and families, 1981 census, 95-904, 95-945, 95-983 to 95-994
population, 1986 census, 92-102, 98-120
population and population rank, 1986 census, 92-101
population counts, 1976 and 1981, 1981 census, 99-908
population, dwellings, households, and families, 1981 census, 95-983 to 95-994
reference maps, 1981 census, 99-907
reference maps, 1986 census, 99-115
social, cultural, labour and income characteristics, 1986 census, 94-101 to 94-124
street indexes, 1981 census, 94-951 to 94-988
- Census subdivisions in decreasing population order,** 1981 census, 94-905
- Census subdivisions of 5,000 population and over: population, occupied private dwellings, private households and census and economic families in private households: selected social and economic characteristics,** 1981 census, 95-945
- Census subdivisions of 5,000 population and over: population, occupied private dwellings, private households, census families in private households: selected characteristics,** 1981 census, 95-904
- Census tract programme: a review, 1941-1981,** 99-977
- Census tracts
1981 census, 99-913, 99-914 to 99-917
1986 and 1981 censuses, 1986 census, 99-106E
1986 census, 99-121, 99-122 to 99-125
population distribution and growth, 1976-1981, 1981 census, 94-911 to 94-946
population, dwellings, households, and families, 1981 census, 95-905 to 95-940, 95-946 to 95-981
population, dwellings, households and families, 1986 census, 95-101 to 95-174 pt. 1
programme, 1941-1981, 99-977
reference maps, 1981 census, 94-911 to 94-946
reference maps, 1986 census, 95-101 to 95-174 pt. 1
social, cultural, labour and income characteristics, 1986 census, 95-101 to 95-174 pt. 2
street indexes, 1981 census, 94-951 to 94-988
- Census tracts,** 1986 census, 99-121, 95-101 to 95-174
- Census tracts: population, occupied private dwellings, private households and census and economic families in private households: selected social and economic characteristics,** 1981 census, 95-946 to 95-981
- Census tracts: population, occupied private dwellings, private households, census families in private households: selected characteristics,** 1981 census, 95-905 to 95-940
- Censuses. *See also* Agriculture censuses; Census forms; Population.
dictionary, 1981 census, 99-901
dictionary, 1986 census, 99-101E
history, 99-104E
methodology, 1981 census, 99-902, 99-903
methodology, 1986 census, 99-104E
products and services, 1986 census, 99-102E, 99-103E
- Cereal foods. *See also* Grains.
industry, 32-250, 32-250B
- Cereal grain flour. *See* Flour.
- Cereals and oilseeds review,** 22-007
- Certificates. *See* Diplomas and certificates.
- Chain stores
retail, 63-210
sales, by kind of business, 63-005
- Changes in income in Canada, 1970-1980,** 1981 census, 99-941
- Changes in the distribution of wealth in Canada, 1970-1984,** 13-588 no. 1
- Changes to municipal boundaries, status and names,** 12-201
- The changing labour market for postsecondary graduates, 1975-1984,** 89-518
- Charter flights. *See* Air charters.
- Chartered banks. *See* Banks.
- Charting Canadian incomes, 1951-1981,** 13-581E
- Che-Alford, J.,** 99-945
- Cheese
processed, production and inventories, 32-024
production and stocks, 23-001
- Chemical and chemical products industries,** 46-250, 46-250B
- Chemical products
industries, 46-250, 46-250B
capacity utilization, 31-003
inputs, summary, 46-250
inventories, 31-001, 46-250B
materials and supplies used, 46-250
orders, 31-001
packaging materials used, 46-250
principal statistics, 31-203, 46-250, 46-250B
principal statistics, sub-provincial, 31-209
shipments, 31-001, 46-250

- shipments, destination by province, 31-530
- Chemicals
 - industries, 46-250, 46-250B
 - production, 46-002
- Chewing gum
 - industry, 32-250, 32-250B
- Chickens. **See** Hens and chickens.
- Child care. **See** Day care.
- Child tax credit. **See** Family allowances.
- Children, 99-955
 - care arrangements, 71-601 no. 31
 - estimates, 91-204
 - in families and living at home, 89-509
- Children's clothing
 - industry, 34-252, 34-252B
- Chips, Electronic. **See** Electronic parts and components.
- Chips, Potato. **See** Snack food.
- Chocolate. **See also** Cocoa.
 - industry, 32-250, 32-250B
- Chronic care. **See** Special care.
- Cider
 - industry, 32-251, 32-251B
- Cigarettes. **See** Tobacco products.
- Cigars. **See** Tobacco products.
- Cinemas. **See** Movie theatres.
- Cities and towns. **See** Urban areas.
- Citizenship. **See also** Immigrants.
 - CDs and CSDs, 1986 census, 94-101 to 94-124 pt. 2
 - CMAs and CAs, 1986 census, 94-128
 - CTs, 1986 census, 95-101 to 95-174 pt. 2
 - FEDs, 1986 census, 94-126, 94-134
 - ethnic groups, 1986 census, 93-154
 - guide to data, 1981 census, 99-946
 - immigrant and non-immigrant population, 1986 census, 93-155
 - 1981 census, 92-913, 99-950, 99-952
- The citizenship characteristics of the Canadian population:**
 - 1981 census, 99-950**
- Civil aviation. **See** Air transport.
- Civil courts, 85-509, 85-511E
- Civil courts in Canada, 85-509**
- Civil law
 - federal and provincial legislation, 85-509
- Civil service. **See** Public administration.
- Classification. **See also** Commodity classification; Geographical classification; Industrial classification; Occupational classification.
 - diagnostic, therapeutic and surgical procedures, 82-562E (1986)
- Clay products
 - industries, 44-250, 44-250B
- Cleaning compounds. **See** Soaps.
- Clocks and watches
 - industry, 47-250, 47-250B
 - principal statistics, 31-203
- Cloth
 - industry, 34-250, 34-250B
- Clothes fasteners
 - industry, 47-250, 47-250B
 - principal statistics, 31-203
- Clothing. **See also** Footwear; Furs; Leather; Men's and boys' clothing; Textiles.
 - consumer price index, 62-001
 - industries, 34-252, 34-252B
 - capacity utilization, 31,003
 - inputs, summary, 34-252
 - inventories, 31-001
 - materials and supplies used, 34-252
 - orders, 31-001
 - packaging materials used, 34-252
 - principal statistics, 31-203, 34-252, 34-252B
 - principal statistics, sub-provincial, 31-209
 - shipments, 31-001, 34-252
 - shipments, destination by province, 31-530
- Clothing contractors, 34-252, 34-252B
- Clothing industries, 34-252, 34-252B**
- Coaches. **See** Buses.
- Coal. **See also** Coal products; Mining; Non-metallic minerals.
 - production, exports, imports and disposition, 45-002
 - production, exports, supply and disposition, 26-206
- Coal and coke statistics, 45-002**
- Coal mines, 26-206**
- Coal products. **See also** Asphalt; Coal; Coke; Mineral products; industries, 45-250, 45-250B
 - capacity utilization, 31-003
 - inputs, summary, 45-250
 - inventories, 31-001, 45-250B
 - materials and supplies used, 45-250
 - orders, 31-001
 - packaging materials used, 45-250
 - principal statistics, 31-203, 45-250, 45-250B
 - principal statistics, sub-provincial, 31-209
 - shipments, 31-001, 45-250
 - shipments, destination by province, 31-530
- Coated metal products
 - industry, 41-251, 41-251B
- Coats
 - industry, 34-252, 34-252B
- Cocoa. **See also** Chocolate.
 - production and stocks, 32-025
- Coffee
 - industry, 32-250, 32-250B
 - production and stocks, 32-025
- Coffins
 - industry, 35-250, 35-250B
- Cohen, G., 71-535 no. 3, 71-536**
- Coke
 - production, consumption and stocks, 26-206
 - stocks and disposition, 45-002
- Cold storage. **See** Food storage.
- Coldman, A., 82-565, 82-544**
- Collective dwellings
 - by type, 1981 census, 92-903
 - 1986 census, 93-104
- Commerce. **See** Trade.
- Commercial printing. **See** Printing.
- Commodities. **See also** Exports; Food; Freight; Imports; Livestock; Manufacturing; Trade.
 - exported, 65-004
 - imported, 65-007
 - shipped by manufacturers, 31-211
- Commodity classification, 12-580E
 - exports, 12-578E
 - exports, alphabetical index, 12-579E
- Common-law marriages, 89-509, 99-955, 99-963
- Communications, 11-402E, 11-403E, 56-001. **See also** Broadcasting; Telecommunications.
 - Communications, 56-001**
- Communications equipment
 - domestic, 64-202, 64-601
 - industry, 43-250, 43-250B
- Community colleges. **See also** Vocational training.
 - educational staff, 81-254
 - enrolment and graduates, 81-222

Community colleges and related institutions, postsecondary enrolment and graduates, 81-222

Companies. **See** Enterprises.

Composers

employment and income, 87-530

Compressors

industry, 42-250, 42-250B

Computer service industry, 63-222

Computer services

industry, 63-222, 63-232

Computers

industry, 43-250, 43-250B

Concentration

industrial, in manufacturing, mining and logging industries, 31-402, 31-402P

Concepts and definitions. **See** Definitions.

Concrete

and concrete products, industries, 44-250, 44-250B

Confectionery

industry, 32-250, 32-250B

Consolidated government finance, 68-202

Constituencies. **See** Federal electoral districts.

Construction, 11-010, 11-402E. **See also** Building permits; Capital expenditure; Contractors; Non-residential construction; Residential construction.

fixed capital flows and stocks, historical data, 13-568

historical statistics, 11-210

value of work performed, 64-201, 64-204 to 64-210

Construction equipment

industry, 42-250, 42-250B

Construction in Canada, 64-201

Construction materials. **See also** Building board; Cement; Gypsum products; Roofing.

industries, 44-250, 44-250B

production, 26-202, 26-225

Construction price indexes, 62-007

Construction price statistics, 62-007

Construction statistics, 64-003

Construction type plywood, 35-001

Consulting

management, small business profiles, Canada and provinces, 61-601E to 61-613E

Consumer price index, 62-001, 62-010, 62-553, 62-557E, 62-602, 62-606E

teaching kit, 62-603E

The consumer price index, 62-001

The consumer price index for Canada: a comparison of the 1978 and the 1982 primary classification systems, 62-606E

The consumer price index reference paper: updating based on 1986 expenditures, 62-553

Consumer prices and price indexes, 62-010

Consumption. Food. **See** Food consumption.

Consumption of containers and other packaging supplies by the manufacturing industries, 31-212

Consumption of purchased fuel and electricity by the manufacturing, mining, logging and electric power industries, 57-208

Containerized freight. **See** Freight.

Containers. **See also** Bags; Bottles; Boxes.

consumption by manufacturing industries, 31-212

glass, industry, 44-250, 44-250B

metal, industry, 41-251, 41-251B

Contractors. **See also** Construction.

electrical, establishments, output, labour, revenue and expenditure, 64-205

heavy engineering construction, establishments, output, labour, revenue and expenditure, 64-209

highway construction, establishments, output, labour, revenue and expenditure, 64-206

mechanical, establishments, output, labour, revenue and expenditure, 64-204

non-residential construction, establishments, output, labour, revenue and expenditure, 64-207

residential construction, establishments, output, labour, revenue and expenditure, 64-208

special trades, establishments, output, labour, revenue and expenditure, 64-210

The control and sale of alcoholic beverages in Canada, 63-202

Cookies. **See** Biscuits.

Co-operative banks. **See** Credit unions.

Copper

prices, 26-201

production and shipments, 26-223

rolling, casting and extruding industry, 41-250, 41-250B

Cordage

industry, 34-251, 34-251B

Corporation financial statistics, 61-207

Corporation financial statistics, preliminary data on matched corporations, 61-207P

Corporation taxation statistics, 61-208

Corporation taxation statistics, preliminary data for income taxes and provincial allocation of taxable income, 61-208P

Corporation taxes, 61-208, 61-208P

Corporations

by industry, financial statistics, 61-003, 61-003P, 61-207, 61-207P

financial statistics, 61-210

foreign control and ownership, 61-210

industrial classification, financial statistics, 61-207, 61-207P

ownership and control, 61-517

taxation statistics, 61-208, 61-208P

Corrections, 85-002

adult services, 85-211

staff murdered, 85-209

Corrugated boxes and wrappers, 36-004

Cost of living index. **See** Consumer price index.

Court administration, 85-511E

Courts, 85-002, 85-511E. **See also** Justice.

civil, 85-509

juvenile, 85-522

Cows. **See** Cattle.

Crackers. **See** Biscuits.

Crafts, 87-527

Cream

sales, 23-001

Credit unions

financial statistics, 61-006

financial statistics and membership, 61-209

Credit unions, 61-209

Crew, M., 99-952, 99-954E

Crimes, 11-511E, 85-002, 85-205. **See also** Offenders; Victims.

and women, 89-503E

committed by juveniles, 85-522

trends, 11-008E

Criminal courts, 85-511E

Criminal injuries compensation, 86-502

Criminal justice, 85-002. **See also** Corrections.

Criminals. **See** Offenders.

Crop spraying. **See also** Agricultural chemicals.

- 1981 census, 96-901 to 96-911
- 1986 census, 96-102 to 96-112
- Crops. **See also** Farms; Fertilizers; Field crops; Fruits; Horticultural crops; Land; Vegetables.
 - farm cash receipts, 21-001
 - farm product price index, 62-003
 - 1981 census, 96-901 to 96-911
 - 1986 census, 96-102 to 96-112
 - production, disposition and consumption, 21-522E
- Crude oil. **See** Oil.
- The crude petroleum and natural gas industry**, 26-213
- Crude petroleum and natural gas production**, 26-006
- Culture, 11-402E, 11-403E, 87-001. **See also** Heritage resources; Multiculturalism.
 - economic impact, 87-532
 - government expenditures, 87-206, 87-209
 - government support, 87-527
 - statistical profile, 87-527
- Culture communiqué**, 87-001
- Culture statistics, book publishing in Canada**, 87-210
- Culture statistics, film industry**, 87-204
- Culture statistics, government expenditures on culture in Canada, preliminary statistics**, 87-206
- Culture statistics, performing musicians and composers, 1982**, 87-530
- Culture statistics, periodical publishing, preliminary statistics**, 87-203
- Culture statistics, sound recording preliminary statistics**, 87-202
- Culture statistics, television viewing in Canada**, 87-208
- Culture statistics, the economic impact of the arts and culture sector**, 87-532
- Customs duties, 65-203. **See also** Imports.
- Cutlery
 - industry, 41-251, 41-251B

D

- The daily**, 11-001E
- Dairy products. **See also** Cheese; Milk.
 - consumption, 32-229
 - data collection and estimating procedures, 21-602E no. 2
 - industry, 32-250, 32-250B
 - production, stocks and sales, 23-001
 - stocks in cold storage, 32-217
- The dairy review**, 23-001
- Dance
 - companies, 87-209
- Data collection and estimating procedures of the Animal Products Unit**, 21-602E no. 2
- Data linkage. **See** Record linkage.
- Data quality
 - 1981 census, 99-902, 99-903
 - 1981 census of agriculture, 96-918
 - unoccupied dwellings, 1981 census, 99-980
- Day care, 71-601 no. 31
- Death, Causes of. **See** Causes of death.
- Deaths. **See** Mortality.
- Decade of education finance**, 81-560
- The decline of unpaid family work in Canada**, 71-535 no. 2
- Defence, 11-402E, 11-403E
- Definitions
 - national accounts, 13-585E
 - 1981 census, 99-901
 - 1986 census, 99-101E
- Degrees, 81-204, 81-220. **See also** Graduates; Schooling level; Universities.
 - diplomas and certificates, inventory of census information, 1981 census, 99-954E
- Demers, L.**, 99-960
- Demographic and income statistics for postal areas**, 17-202 to 17-206
- Demography. **See** Population.
- Department store monthly sales, by province and metropolitan area**, 63-004
- Department store sales and stocks**, 63-002
- Department stores
 - monthly sales, by province and metropolitan area, 63-004
 - retail, 63-210
 - sales and stocks, 63-002
- Depreciation. **See also** Capital.
 - historical data, 13-568
- Destination of shipments of manufacturers**, 31-530
- Detergents. **See** Soaps.
- Developing a longitudinal database on businesses in the Canadian economy: an approach to the study of employment**, 18-501E
- Development and design of survey questionnaires**, 12-519E
- Diagnosis. **See also** Health care.
 - classification, 82-562E (1986)
- Diapers, Disposable. **See** Paper products.
- Dictionary**, 1986 census, 99-101E
- Dies, Metal. **See** Metal dies and moulds.
- Diewert, W.**, 62-602
- Diplomas and certificates. **See also** Degrees; Graduates.
 - granted by universities, 81-204
- Direct selling in Canada**, 63-218
- Directory of federal government scientific & technological establishments**, 88-206E
- Directory of survey organizations**, 11-610
- Disabled. **See** Handicapped.
- Discs. **See** Records.
- Displays. **See** Signs and displays.
- Distillery products. **See** Spirits.
- The distribution of wealth in Canada, 1984**, 13-580
- Divorce law, 89-502E
- Divorce: law and the family in Canada**, 89-502E
- Divorces, 84-205, 89-517E, 91-209E, 99-955. **See also** Marital status; Marriages.
 - and remarriage, 89-509
 - and separations, 99-963
 - life table analysis, 84-536E
- Doctoral graduates
 - postgraduation plans, 81-259
- Dog food. **See** Pet food.
- Domestic and foreign control of manufacturing, mining and logging establishments in Canada**, 31-401, 31-401P
- Domestic appliances. **See** Electrical appliances.
- Domestic travel, Canadians travelling in Canada**, 87-504
- Doors and windows
 - metal, industry, 41-251, 41-251B
 - wooden, industry, 35-250, 35-250B
- Dresses
 - industry, 34-252, 34-252B
- Drilling. **See also** Mining; Natural gas; Oil wells.
 - non-metal mines, 26-224
- Drinks. **See** Beverages.
- Drive-in theatres. **See** Movie theatres.
- Driver's licences, 53-219
- Drug offences, 85-205
- Drug stores
 - retail trade, operating results, 63-607

- Drugs
industry, 46-250, 46-250B
- Dry beans. **See also** Field crops.
consumption, 32-229
- Dry peas. **See also** Field crops.
consumption, 32-229
- Drycleaners. **See** Laundries and cleaners.
- Drywall. **See** Gypsum products.
- Duchesne, D., 71-535 no. 2
- Dubuisson, R., 99-973, 99-977
- Dwellings, 63-224. **See also** Collective dwellings; Household facilities; Households; Living arrangements; Mobile homes; Residential construction.
CAs, 1981 census, 95-944
CDs, 1981 census, 95-902, 95-942
CDs and CSDs, 1981 census, 95-983 to 95-994, 98-901 to 98-912
CDs and CSDs, 1986 census, 94-101 to 94-124
CMAs, 1981 census, 95-943
CMAs, 1986 census, 93-156
CMAs and CAs, 1981 census, 95-903
CMAs and CAs, 1986 census, 94-127, 94-128
CSDs, CDs, CMAs, CAs, urban areas and rural areas, by province, 1986 census, 92-109 to 92-120
CSDs of over 5,000 population, 1981 census, 95-904, 95-945
CTs, 1981 census, 95-905 to 95-940, 95-946 to 95-981
CTs, 1986 census, 95-101 to 95-174
FEDs, 1981 census, 95-901, 95-941
FEDs, 1986 census, 92-102, 94-125, 94-126, 94-133, 94-134
FEDs and EAs, 1986 census, 92-103
by type and tenure, 1981 census, 92-903
by type and tenure, 1986 census, 93-104, 93-105
construction, starts and completions, 64-002
cost data, editing and imputation strategies, 1981 census, 99-943
facilities, 64-202, 64-601
for EA's by FED, 1981 census, 94-906
1981 census, 99-959E, 99-980
1986 census, 93-104, 93-105
selected characteristics, 1981 census, 92-932, 92-933
selected characteristics, province and census districts, 1981 census, 93-913 to 93-924, 93-937 to 93-948
selected social and economic characteristics, by Labour Force Survey economic regions, 1981 census, 93-975
unoccupied, data limitations, 1981 census, 99-980
urban and rural areas, 1986 census, 94-129
- Dwellings and households, part 1**, 1986 census, 93-104
- Dwellings and households, part 2**, 1986 census, 93-105
- Dyeing and finishing
industry, 34-251, 34-251B

E

- Earnings, 72-005, 75-001E. **See also** Employment; Salaries and wages.
CDs and CSDs, 1986 census, 94-101 to 94-124, pt. 2
CMAs and CAs, 1986 census, 94-128
CTs, 1986 census, 95-101 to 95-174 pt. 2
FEDs, 1986 census, 94-126, 94-134
by industry and province, 72-002
by occupation, 1981 census, 92-930
by occupation, 1986 census, 93-116, 93-157
by province and census districts, 1981 census, 93-961 to 93-972
by selected characteristics, 1981 census, 92-931
Canadian-born and foreign-born, 91-527E
distribution, 1981 census, 92-929
ethnic groups, 1986 census, 93-154
hourly, 71-601 no. 38
immigrant and non-immigrant population, 1986 census, 93-155
men and women, 13-217
paid workers and self-employed, 71-536
women, 71-534
women, 1981 census, 99-940
youth, 71-207
- Earnings of men and women**, 13-217
- Ecology. **See** Environment.
- Economic conditions, 11-010, 11-402E, 11-403E, 11-511E. **See also** Economic indicators; Social conditions.
- Economic families in private households: income and selected characteristics: Canada, provinces, urban size groups and rural**, 1981 census, 92-937
- Economic indicators, 11-001E, 11-002E, 11-010, 11-402E, 63-224. **See also** Economic conditions; National accounts.
historical statistics, 11-210
- Edible oils. **See** Oils and fats.
- Education, 11-402E, 11-403E, 11-511E, 81-002, 81-220. **See also** Educational institutions; Elementary education; Language education; Postsecondary education; Schooling level; Secondary education.
CMAs, 1986 census, 93-156
and labour force participation, income, occupation, historical data, 13-579, 13-579S
consumer price index, 62-001
demographic profile, historical data, 13-579, 13-579S
detailed major field of study, 1986 census, 93-110
economic aspects, 1981 census, 99-938
finance, 81-208, 81-220, 81-229
finance, historical statistics, 81-560
in minority language, 81-257
interprovincial migrants, 1986 census, 93-108
inventory of census information, 1981 census, 99-954E
native peoples, 1981 census, 99-937
1981 census, 99-938, 99-959E
1986 census, 93-110, 98-134
trends, 11-008E
women, 89-503E
youth, 89-511
- Education in Canada, a statistical review**, 81-229
- Education statistics bulletin**, 81-002
- Educational attainment. **See** Schooling level.
- Educational attainment of Canadians**, 1986 census, 98-134
- Educational institutions, 81-229. **See also** Community colleges; Enrolment; Schools; Universities.
by type, 81-220
- Educational staff of community colleges and vocational schools**, 81-254
- Eggs. **See also** Hens and chickens; Poultry.
consumption, 32-229
data collection and estimating procedures, 21-602E no. 2
production, disposition and prices, 23-202
production, stocks and prices, 23-003
- Elderly. **See also** Old age security; Social allowances; Special care.
by age, sex, marital status, 1986 census, 98-121
demographic trends, teaching kit, 11-519E
income and household facilities, 13-218
lifestyle and support systems, 11-612E no. 1
living alone and in institutions, 1986 census, 98-121
living alone, 1981 census, 99-934
living alone, teaching kit, 11-518E
living arrangements, 89-509

- living arrangements, teaching kit, 11-519E
- longevity and health, 89-515
- mental health, 83-204
- pensions and incomes, 1971-1985, 13-588 no. 2
- population growth and distribution, 1986 census, 98-121
- residential care facilities, 83-237
- support groups, 11-612E no. 1, 89-508
- The elderly in Canada: a family studies teaching kit, 11-519E**
- Electric lamps, light bulbs and tubes, 43-009**
- Electric lighting
 - industry, 43-250, 43-250B
 - light bulbs and tubes, sales, 43-009
- Electric power. *See also* Electricity.
 - capability and load, 57-204
 - generation, imports and exports, 57-001
 - generation, sales, financial data, 57-202
 - inventory of generating plants and equipment, 57-206
- Electric power statistics, 57-001**
- Electric power statistics. Volume I, Annual electric power survey of capability and load, 57-204**
- Electric power statistics. Volume II, Annual statistics, 57-202**
- Electric power statistics. Volume III, Inventory of prime mover and electric generating equipment, 57-206**
- Electric switchgear
 - industry, 43-250, 43-250B
- Electric transformers
 - industry, 43-250, 43-250B
- Electric wires and cables. *See* Wires and cables.
- Electrical and electronic products
 - industries, 43-250, 43-250B
 - capacity utilization, 31-003
 - inputs, summary, 43-250
 - inventories, 31-001, 43-250B
 - materials and supplies used, 43-250
 - orders, 31-001
 - packaging materials used, 43-250
 - principal statistics, 31-203, 43-250, 43-250B
 - principal statistics, sub-provincial, 31-209
 - shipments, 31-001, 43-250
 - shipments, destination by province, 31-530
- Electrical and electronic products industries, 43-250, 43-250B**
- Electrical appliances, 64-202, 64-601
 - domestic, production and shipments, 43-003
 - industry, 43-250, 43-250B
 - major, production, sales and stocks, 43-010
- Electrical contractors
 - establishments, output, labour, revenue and expenditure, 64-205
- Electrical equipment. *See also* Batteries; Communications equipment; Electric lighting; Electrical appliances.
 - industries, 43-250, 43-250B
- Electrical industrial equipment
 - industry, 43-250, 43-250B
- Electrical trade contractors, 64-205**
- Electricians. *See* Electrical contractors.
- Electricity. *See also* Electric power.
 - bills, commercial, industrial and residential, 57-203
 - consumption, by industry, 57-208
- Electricity bills for domestic, commercial and small power service, examples of the applications of rates, 57-203**
- Electronic equipment. *See also* Communications equipment.
 - industry, 43-250, 43-250B
- Electronic parts and components
 - industry, 43-250, 43-250B
- Electronic transformers. *See* Electronic parts and components.
- Elementary education
 - enrolment, 81-210
 - finance, 81-208
 - finance, historical statistics, 81-560
 - inventory of census information, 1981 census, 99-954E
- Elementary-secondary school enrolment, 81-210**
- Emergency services
 - hospital, 83-002
- Emigrants, 91-210
- Emigration. *See also* Migration.
 - estimation methods, 91-528E
- Employed. *See also* Employment.
 - by industry, 71-535 no. 3
 - by industry, 1981 census, 92-924
 - by occupation, 1981 census, 92-919
 - 1981 census, 92-915
 - 1986 census, 93-111
 - place of work, CAs, 1981 census, 92-909
 - place of work, CMAs and CSDs, 1981 census, 92-908
 - unpaid family workers, 71-535 no. 2
- Employee benefits. *See also* Pensions; Unemployment insurance.
 - pension plans, 74-401
 - pension plans, financial statistics, 74-001, 74-201
- Employment, 11-010, 11-402E, 11-403E, 11-511E, 71-001, 71-001P. *See also* Absence from work; Earnings; Employed; Employee benefits; Hours worked; Labour; Labour force; Labour market; Occupations; Part-time employment; Self-employment; Unemployment.
 - air carriers, 51-002
 - annual averages, 71-529
 - average labour units, 18-501E
 - by demographic characteristics and industry, 71-601 no. 33
 - by industry and province, 72-002
 - changes, by industry, 18-501E
 - employers, by age and sex, province, industry and occupation, 71-535 no. 3
 - employment/population ratio, historical statistics, 71-201
 - federal government, 72-004
 - federal government, in metropolitan areas, 72-205
 - full-time and part-time, by school attendance, age and sex, 1981 census, 92-916
 - full-time and part-time, paid workers and self-employed, 71-536
 - historical statistics, 11-210, 71-201
 - job tenure, paid workers and self-employed, 71-536
 - local government, 72-009
 - men, 71-206
 - musicians and composers, 87-530
 - native peoples, 1981 census, 99-937
 - older workers, 71-208
 - postsecondary graduates, 89-518
 - professional, 1981 census, 99-951
 - provincial and territorial government, 72-007
 - railways, 52-215
 - trends, 11-008E
 - university graduates, by occupation and industry, 89-501E
 - unpaid family work, 71-535 no. 2
 - women, 71-205, 71-534
 - women's work interruptions, 99-962
 - work interruptions, 99-955
 - youth, 71-207, 89-511
- Employment agencies, 63-232
- Employment, earnings and hours, preliminary data, 72-002**
- Employment income. *See* Earnings.
- Employment income, 1986 census, 98-129**
- Employment income by occupation, 1986 census, 93-116**
- Energy, 11-010, 11-402E, 11-511E. *See also* Electric power; Fuel.

- historical statistics, 11-210
 - supply and demand, 57-003
 - Energy consumption, 57-003
 - Engineering construction. **See also** Highway construction.
 - contractors, establishments, output, labour, revenue and expenditure, 64-209
 - Engineering instruments. **See** Scientific equipment.
 - Engineers, 88-201, 88-508E
 - establishments, 63-537
 - services, 63-232
 - Engines, Motor vehicle. **See** Motor vehicles, accessories, parts and assemblies industries.
 - Enrolment, 81-220, 81-229. **See also** Educational institutions
 - School attendance.
 - by field of study, 88-508E
 - community colleges, 81-222
 - elementary and secondary schools, 81-210
 - international students, 81-261
 - universities, 81-204
 - Enterprises. **See also** Corporations; Government enterprises;
 - Industrial enterprises; Ownership; Small businesses.
 - by industry, size and province, 71-535 no. 3
 - classification, 12-570E
 - employment changes, 18-501E
 - expenditure, intentions, 61-205, 61-206
 - longitudinal database on businesses, 18-501E
 - Enterprising Canadians: the self-employed in Canada**, 71-536
 - Enumeration area reference list: census divisions and subdivisions, urban and rural**, 1981 census, 99-909 to 99-912
 - Enumeration area reference list: census metropolitan areas and census agglomerations, components**, 1981 census, 99-918
 - Enumeration area reference list: census tracts**, 1981 census, 99-913
 - Enumeration area reference list: provincial census tracts**, 1981 census, 99-914 to 99-917
 - Enumeration areas
 - by FED, population and dwelling counts, 1981 census, 94-906
 - 1981 and 1976, 1981 census, 94-901
 - 1981 census, 99-909 to 99-912, 99-913, 99-914 to 99-917, 99-918
 - 1986 and 1981, 99-127
 - 1986 census, 99-117 to 99-120, 99-121, 99-122 to 99-125, 99-126
 - population and dwellings, 1986 census, 92-103
 - street indexes, 1981 census, 94-951 to 94-988
 - Environment, 11-402E, 11-403E, 11-511E
 - and human activity, 11-509E
 - Environmental information systems, 11-510
 - Equipment. **See** Machinery and equipment.
 - Equivalent enumeration areas, 1986 and 1981**, 1986 census, 99-127
 - Equivalent 1981 and 1976 enumeration areas**, 1981 census, 94-901
 - Error evaluation. **See** Data quality.
 - Eskimos. **See** Inuit.
 - Estimates of labour income**, 72-005
 - Ethnic diversity in Canada**, 1986 census, 98-132
 - Ethnicity, 11-403E. **See also** Birthplace; Immigrants;
 - Multiculturalism; Native peoples; Population; Religion.
 - FEDs, 1986 census, 94-126, 94-134
 - CDs and CSDs, 1986 census, 94-101 to 94-124 pt. 2
 - CMAAs, 1986 census, 93-156
 - CMAAs and CAs, 1986 census, 94-128
 - CTs, 1986 census, 95-101 to 95-174 pt. 2
 - FEDs, 1986 census, 94-126, 94-134
 - by occupation, 1986 census, 93-157
 - by province and census districts, 1981 census, 93-925 to 93-936
 - Caribbean, 91-536E
 - guide to data, 1981 census, 99-949
 - immigrant and non-immigrant population, 1986 census, 93-155
 - Muslims, 1981 census, 99-958
 - 1981 census, 92-911, 99-957
 - 1986 census, 93-154
 - Ethnicity, immigration and citizenship**, 1986 census, 93-109
 - Expanded plastic products. **See** Foamed and expanded plastic products.
 - Expenditure, 11-511E. **See also** Capital expenditure; Family expenditure; Government expenditure; Income; National income and expenditure; Prices.
 - personal, 13-001, 63-224
 - personal, 1947-1986, 13-533
 - personal, 1926-1986, 13-531
 - Exploration, development and capital expenditures for mining and petroleum and natural gas wells, intentions**, 61-216
 - Exports
 - by commodity, 65-001P
 - by commodity, country and trading area, 65-004
 - by industry and province, 31-530
 - by trading area, country, commodity, and province of origin, 65-001, 65-003
 - by trading area, country, stage of fabrication by province of clearance and origin, commodity, and mode of transport, 65-202
 - classification, 12-578E
 - classification, alphabetical index, 12-579E
 - to U.S.A., 65-003, 65-202
 - Exports by commodity (H.S. based)**, 65-004
 - Exports by country (H.S. based)**, 65-003
 - Exports, merchandise trade (H.S. based)**, 65-202
 - Extended care. **See** Special care.
 - External affairs, 11-402E, 11-403E. **See also** International trade.
 - External trade. **See** International trade.
 - Extrusion. **See** Casting and extruding.
 - Eyeglasses. **See** Ophthalmic goods.
- ## F
- Fabricated metal products. **See** Metal products.
 - Fabricated metal products industries**, 41-251, 41-251B
 - Fabrics. **See** Textiles.
 - Factory sales of electric storage batteries**, 43-005
 - Factory shipments of high pressure decorative laminate sheet**, 47-005
 - Families, 11-511E, 89-509, 99-955. **See also** Children; Family households; Husbands; Lone-parent families; Unattached individuals; Wives.
 - CAs, 1981 census, 95-944
 - CDs, 1981 census, 95-902, 95-942
 - CDs and CSDs, 1981 census, 95-983 to 95-994, 98-901 to 98-912
 - CDs and CSDs, 1986 census, 94-101 to 94-124
 - CMAAs, 1981 census, 95-943
 - CMAAs, 1986 census, 93-156
 - CMAAs and CAs, 1981 census, 95-903
 - CMAAs and CAs, 1986 census, 94-127, 94-128
 - CSDs of over 5,000 population, 1981 census, 95-904, 95-945
 - CTs, 1981 census, 95-905 to 95-940, 95-946 to 95-981

- CTs, 1986 census, 95-101 to 95-174 pt. 2
- FEDs, 1981 census, 95-901, 95-941
- FEDs, 1986 census, 94-125, 94-126, 94-133, 94-134 and divorce, 89-502E
- and women, 89-503E
- as support groups for the elderly, 89-508
- characteristics, by occupation, 1986 census, 93-157
- demographic trends, teaching kit, 11-520E
- estimates, 91-204
- estimates, 1981-1986, 91-529
- estimation methods, 91-528E
- food expenditure, 62-554
- housing and home ownership, teaching kit, 11-517E
- income and household facilities, 13-218
- labour force characteristics, 71-533
- native peoples, 1981 census, 99-937
- 1986 census, 93-104, 93-106, 93-107
- occupied private dwellings, 1986 census, 93-105
- relationship to person 1, processing procedures and results, 1981 census, 99-944
- selected characteristics, province and census districts, 1981 census, 93-913 to 93-924
- selected social and economic characteristics, by Labour Force Survey economic regions, 1981 census, 93-975
- selected social, cultural, labour and income characteristics, 1986 census, 93-107
- trends, 11-008E, 89-509
- urban and rural areas, 1986 census, 94-129
- young, home-ownership, 1981 census, 99-939
- Families in Canada**, 1986 census, 98-127
- Families, part 1**, 1986 census, 93-106
- Families, part 2**, 1986 census, 93-107
- Family allowances, 86-508
- Family and friendship ties among Canada's seniors: an introductory report of findings from the General Social Survey**, 89-508
- Family characteristics and labour force activity, annual averages, 1977-1984**, 71-533
- Family expenditure, 62-555, 89-509. **See also** Lifestyle.
- food, 62-554
- Family expenditure in Canada**, 62-555
- Family food expenditure in Canada**, 62-554
- Family History Survey, 99-955, 99-961 to 99-963
- Family History Survey: preliminary findings**, 99-955
- Family households. **See also** Families; Households.
- by number of persons, children at home, dwelling structure and type, and living arrangements, 1981 census, 92-905
- income, 1981 census, 92-936
- income and selected characteristics, 1981 census, 92-937
- income, by province and census districts, 1981 census, 93-949 to 93-960
- 1981 census, 92-904
- 1986 census, 93-104, 93-106
- selected characteristics, 1981 census, 92-935
- selected characteristics, province and census districts, 1981 census, 93-937 to 93-948
- The family in Canada, selected highlights**, 89-509
- Family income, 89-509. **See also** Working wives.
- by income earner, 13-217
- by province and census districts, 1981 census, 93-949 to 93-960
- distribution, 13-206 to 13-208, 13-580
- lone-parent families, 1981 census, 99-933
- 1981 census, 92-936, 92-937, 99-959E
- 1970-1980, 1981 census, 99-941
- Family income**, 1986 census, 98-128
- Family income: economic families**, 1986 census, 93-118
- Family incomes, census families**, 13-208
- Family networks. **See** Social support.
- Family planning. **See** Birth control.
- Family wealth. **See also** Home-ownership.
- and working wives, 13-578
- Fancy meats. **See** Meat.
- Fans (Machinery)
- industry, 42-250, 42-250B
- Farm capital
- and debt, 21-603E
- 1981 census, 96-901 to 96-911, 96-920
- 1986 census, 96-102 to 96-112
- Farm cash receipts, 21-001, 21-603E
- Farm cash receipts**, 21-001
- Farm equipment
- industry, 42-250, 42-250B
- 1981 census, 96-915
- on farms, 1981 census, 96-901 to 96-911
- on farms, 1986 census, 96-102 to 96-112
- Farm expenses, 21-603E. **See also** Farm income.
- farm input price index, 62-004
- 1981 census, 96-901 to 96-911, 96-920
- 1986 census, 96-102 to 96-112
- treatment of house rents in farm accounts, 21-601E no. 10
- Farm income, 21-603E. **See also** Farm cash receipts; Farm expenses.
- direct government payments, 21-603E
- methodology, 21-601E no. 10
- 1981 census, 96-920
- Farm input price index**, 62-004
- Farm labour
- 1981 census, 96-901 to 96-911, 96-920
- 1986 census, 96-102 to 96-112
- paid and unpaid, 71-535 no. 2
- women, 71-535 no. 2
- Farm land. **See** Land.
- Farm machinery. **See** Farm equipment.
- Farm operators. **See** Farmers.
- Farm price indexes, 62-003, 62-004
- Farm product price index**, 62-003
- Farm production indexes, 21-603E
- Farm products. **See** Agricultural products.
- Farm wages. **See** Farm labour.
- Farmers
- characteristics, 1981 census, 96-901 to 96-911, 96-920
- characteristics, 1986 census, 96-102 to 96-112
- Farming. **See** Agriculture.
- Farming facts**, 21-522E
- Farms. **See also** Agriculture; Crops; Livestock.
- by sales class, 1961-1981, 1981 census, 96-919
- by sales class and product type, 1981 census, 96-917
- investment and operational data, 21-522E
- land area and use, 1981 census, 96-916
- 1981 census, 96-901 to 96-911, 96-920
- 1986 census, 96-102 to 96-112
- Fasteners, Clothes. **See** Clothes fasteners.
- Fasteners, Metal. **See** Metal fasteners.
- Fats. **See** Oils and fats.
- Federal electoral districts. **See also** Geographical classification;
- Geostatistical areas; Small area data.
- social, cultural, labour and income characteristics, 1986 census, 94-126, 94-134
- population and dwelling counts, 94-906
- population and dwellings, 1986 census, 92-102, 92-103
- population counts, 1976 and 1981, 1981 census, 99-908

- population, dwellings, households, and families, 1981 census, 95-901, 95-941
- population, dwellings, households, and families, 1986 census, 94-125, 94-133
- street indexes, 1981 census, 94-951 to 94-988
- Federal electoral districts, 1986 census, 92-102**
- Federal electoral districts and census enumeration areas, 1986 census, 92-103**
- Federal electoral districts: 1987 representation order: part 1, 1986 census, 94-133**
- Federal electoral districts: 1987 representation order: part 2, 1986 census, 94-134**
- Federal electoral districts, part 1, 1986 census, 94-125**
- Federal electoral districts, part 2, 1986 census, 94-126**
- Federal electoral districts: population, occupied private dwellings, private households and census and economic families in private households: selected social and economic characteristics, 1981 census, 95-941**
- Federal electoral districts: population, occupied private dwellings, private households, census families in private households: selected characteristics, 1981 census, 95-901**
- Federal government**
- employment, 72-004
 - employment in metropolitan areas, 72-205
 - enterprises, financial statistics, 61-203
 - expenditures on culture, 87-206
 - expenditures on science and technology, 88-204
 - revenue and expenditure, assets and liabilities, 68-211
 - scientific and technological establishments, directory, 88-206E
- Federal government employment, 72-004**
- Federal government employment in metropolitan areas, 72-205**
- Federal government enterprise finance, income and expenditure, assets, liabilities and net worth, 61-203**
- Federal government finance, revenue and expenditure, assets and liabilities, 68-211**
- Federal scientific activities, 88-204**
- Feed. *See also* Fodder crops.**
- industry, 32-250, 32-250B
 - shipments, 22-201, 32-004
- Felt**
- industry, 34-251, 34-251B
- Felts and sheathings, tar and asphalt, 45-001**
- industry, 34-251, 34-251B
- Females. *See* Women.**
- Ferro-alloys. *See* Iron and steel.**
- Fertility, 91-209E, 91-524E. *See also* Births; Population growth; Vital statistics.**
- 1981 census, 92-906
 - projections, 1984-2006, 91-520
 - trends, 89-509
- Fertility in Canada, from baby-boom to baby-bust, 91-524E**
- Fertilizers. *See also* Crops.**
- industry, 46-250, 46-250B
 - shipments, exports and imports, 46-504
 - used on farms, 1981 census, 96-901 to 96-911
 - used on farms, 1986 census, 96-102 to 96-112
- Fibreboard. *See* Building board.**
- Fibreglass**
- industry, 44-250, 44-250B
 - production and shipments, 44-004
- Fibres. *See also* Yarn.**
- man-made, industry, 34-250, 34-250B
 - natural, processing industry, 34-251, 34-251B
- Field crop reporting series, 22-002**
- Field crops. *See also* Dry beans; Dry peas; Grains; Oilseeds; Potatoes; Tobacco.**
- area seeded, production and stocks, 22-002
 - 1981 census, 96-912
- Films. *See also* Arts.**
- distribution and exhibition, 63-207
 - industry, 87-527
 - industry, economic statistics, 87-532
 - production, 63-206
 - production and distribution, 87-204
- Final population counts, 1976 and 1981: census metropolitan areas and census agglomerations, and components, 1981 census, 94-947**
- Final population counts, 1976 and 1981: census tracts, 1981 census, 94-911 to 94-946**
- Finance, 11-010, 11-402E. *See also* Capital; Expenditure; Financial institutions; Government finance; Income; National accounts; Wealth.**
- education, historical statistics, 81-560
 - historical statistics, 11-210
 - universities, trend analysis, 81-260
- Finance companies**
- financial statistics, 61-006
- Financial flow and national balance sheet accounts, 13-214**
- Financial flow accounts, 13-014**
- Financial flows, 13-014, 13-214**
- guide, 13-585E
- Financial institutions. *See also* Banks; Credit unions; Finance; Investments; Mortgages.**
- expenditure, intentions, 61-205, 61-206
 - financial statistics, 61-006
- Financial institutions, financial statistics, 61-006**
- Financial management statistics (FMS). *See* Government finance.**
- Financial services. *See* Financial institutions.**
- Financial statistics. *See* Finance.**
- Financial statistics of education, 81-208**
- Fireplaces**
- shipments, 25-002
- Fish feed**
- shipments, 32-004
- Fish products**
- consumption, 32-230
 - industry, 32-250, 32-250B
- Fisheries, 11-402E**
- Fishing benefits. *See* Unemployment insurance.**
- Fitness. *See* Physical health.**
- Fixed capital flows and stocks, 13-211**
- Fixed capital flows and stocks, historical, 1936-1983, 13-568**
- Fletcher, S., 89-515**
- Flights. *See* Air traffic.**
- Floor coverings. *See also* Carpets.**
- industry, 47-250, 47-250B
 - principal statistics, 31-203
- Flooring, 35-250**
- Florists. *See also* Flowers.**
- retail trade, operating results, 63-608
- Flour. *See also* Grains.**
- and flour mixes, industries, 32-250, 32-250B
 - domestic consumption and exports, 22-502
 - mills, 22-502
- Flowers. *See also* Florists; Nursery products.**
- and plants, production and sales, 22-202
- Fluid milk. *See* Milk.**
- Foamed and expanded plastic products**
- industry, 33-250, 33-250B

Fodder crops. **See also** Grains.

1981 census, 96-912

Fontaine, G., 12-601

Food. **See also** Beverages; Canned food; Caterers; Dairy

products; Eggs; Feed; Frozen food; Fruits; Grains; Meat; Oils and fats; Restaurants; Vegetables.

consumer price index, 62-001

expenditure, families, 62-554

industries, 32-250, 32-250B

capacity utilization, 31-003

inputs, summary, 32-250

inventories, 31-001, 32-250B

orders, 31-001

materials and supplies used, 32-250

packaging materials used, 32-250

principal statistics, 31-203, 32-250, 32-250B

principal statistics, sub-provincial, 31-209

shipments, 31-001, 32-250

shipments, destination by province, 31-530

supply and disposition, 32-229, 32-230

Food consumption

per capita, 32-229, 32-230

statistical methodology, 32-509E

Food industries, 32-250, 32-250B

Food storage

frozen food, data collection and estimating procedures, 21-602E no. 2

grain elevators, 22-201

stocks, 32-217

Footwear. **See also** Clothing.

industry, 33-002, 33-251, 33-251B

production, 33-002

Footwear statistics, 33-002

Forage crops. **See** Fodder crops.

Foreign affairs. **See** External affairs.

Foreign control

corporations, 61-210, 61-517

of manufacturing, mining and logging establishments, 31-401, 31-401P

Foreign investments, 67-001, 67-001P, 67-202. **See also** Balance of payments.

security transactions with non-residents, 67-002

Foreign ownership. **See** Foreign control.

Foreign trade. **See** International trade.

Forestry, 11-402E, 25-202. **See also** Logging; Paper products; Wood, industries.

Forests

land area and timber, 25-202

Forms, Printed. **See** Business forms.

Foundation garments. **See** Underwear.

Foundries, Iron and steel. **See** Iron and steel.

Fowl. **See** Poultry.

Fox. **See also** Furs.

number, supply and disposition, 23-208

pelts, number and value, 23-208

A framework for measuring research and development expenditures in Canada, 88-506E

Frauds, 85-205

Freight. **See also** Carriers; Commodities; Trucking.

railway, by commodity, 52-211

railway carloadings, 52-001

railways, 52-215

French language

word division, 12-601

Frenken, H., 89-508, 98-121

Friend, A., 11-510

Frozen food

fruits and vegetables, 32-011, 32-023

stocks, 32-217

stocks, data collection and estimating procedures, 21-602E no. 2

Fruit and vegetable preservation, 32-023

Fruit and vegetable production, 22-003

Fruits

canned and frozen, industry, 32-023

canned and frozen, pack and stocks, 32-011

canned and preserved, industry, 32-250, 32-250B

consumption, 32-230

frozen, industry, 32-250, 32-250B

1981 census, 96-913

nursery stock, purchases and sales, 22-203

production, 22-003

stocks, 32-217

Fuel. **See also** Coal; Coke; Energy; Heating equipment; Natural gas; Oil; Petroleum products.

heating, 64-601

heating and cooking, 64-202

production, 26-202

supply and demand, 57-003

Fuel consumption, 57-003. **See also** Motor vehicles.

air carriers, 51-002, 51-004

manufacturing, mining, logging and electric power industries, 57-208

occupied private dwellings, 1986 census, 93-105

passenger cars, light trucks, and vans, 53-007, 53-226

road motor vehicles, 53-218

urban transit vehicles, 53-003

Fuel consumption survey, annual report, Special Surveys Program, 53-226

Fuel consumption survey, passenger cars, light trucks and vans, 53-007

Funeral directors, 63-532

Funerals

industry, 63-233

Fur production, 23-207

Furnaces

shipments, 25-002

Furniture. **See also** Cabinets; Wood, industries.

industries, 35-251, 35-251B

capacity utilization, 31-003

inputs, summary, 35-251

inventories, 31-001, 35-251B

materials and supplies used, 35-251

orders, 31-001

packaging materials used, 35-251

principal statistics, 31-203, 35-251, 35-251B

principal statistics, sub-provincial, 31-209

shipments, 31-001, 35-251

shipments, destination by province, 31-530

office, shipments, 35-006

Furniture and fixture industries, 35-251, 35-251B

Furs, 11-402E. **See also** Clothing.

imports and exports, 23-207, 23-208

industry, 34-252, 34-252B

pelts, production and value, 23-207

production, data collection and estimating procedures, 21-602E no. 2

Future of national justice statistics and information in

Canada: report from the Work Group of the National Project on Resource Coordination for Justice Statistics and Information (NPRC), 85-506E

G

- Gallagher, R.**, 82-565, 84-544
- Games. **See** Toys and games.
- Garages. **See** Service stations and garages.
- Garments. **See** Clothing.
- Gas. **See** Natural gas.
- Gas stations. **See** Service stations and garages.
- Gas utilities**, 55-002
- Gas utilities, transport and distribution systems**, 57-205
- General review of the mineral industries, mines, quarries and oil wells**, 26-201
- General Social Survey, 11-612E no. 1, 89-508
- Generating stations. **See** Power plants.
- Geocoding system
for 1971, 1976 and 1981 censuses, 99-976
- Geographical classification, 12-571 to 12-573. **See also** Federal electoral districts; Geostatistical areas; Reference maps; Rural areas; Small area data; Urban areas.
1981 and 1976, 1981 census, 94-901
1981 census, 99-909 to 99-918
1986 and 1981, 99-127
1986 census, 99-117 to 99-126
place names, 1981 census, 94-902 to 94-904
place names, 1986 census, 92-121 to 92-123
street indexes, 1981 census, 94-951 to 94-988
- Geography, 11-402E, 11-403E
and the 1981 census, 99-972
1986 and 1981 censuses, 1986 census, 99-106E
- Geography and the 1981 census of Canada**, 99-972
- George, M.**, 91-520
- Geostatistical areas, 99-972. **See also** Census agglomerations; Census divisions; Census metropolitan areas; Census subdivisions; Census tracts; Enumeration areas; Federal electoral districts; Geographical classification; Reference maps; Small area data.
classification, 12-571 to 12-573
1981 census, 99-909 to 99-918
1986 and 1981 censuses, 99-105E, 99-106E
1986 census, 99-117 to 99-126
- Girls' clothing. **See** Children's clothing.
- Glass. **See also** Fibreglass.
industries, 44-250, 44-250B
- Glasses. **See** Ophthalmic goods.
- Gloves
industry, 34-252, 34-252B
- Glues. **See** Adhesives.
- Gold. **See also** Precious metal industries.
production and shipments, 26-223
- Goods and services. **See** Commodities.
- Goods-producing industries, 11-403E. **See also** Manufacturing.
- Government, 11-402E, 11-403E. **See also** Federal government; Local government; Provincial government; Public administration.
employment, financial management system of statistics, 68-507E
- Government enterprises
federal, financial statistics, 61-203
financial management system of statistics, 68-507E
provincial, financial statistics, 61-204
- Government expenditure. **See also** Government finance; Transfer payments.
by level of government, 13-001
by province, 13-213
by province, 1961-1986, 13-213S
consolidated, 68-202
financial management system of statistics, 68-507E
- intentions, 61-205, 61-206
national accounts, 13-201
1926-1986, 13-531
on culture, 87-206
- Government finance, 11-402E. **See also** Government expenditure; Government revenue; National accounts.
assets and liabilities, 68-202, 68-507E
consolidated, 68-202
federal, 61-203, 68-211
financial management system of statistics, 68-507E
local, 68-204
provincial, 61-204, 68-207, 68-209
- Government grants. **See** Transfer payments.
- Government payments. **See** Transfer payments.
- Government revenue. **See also** Government finance.
by level of government, 13-001
by province, 13-213
by province, 1961-1986, 13-213S
consolidated, 68-202
financial management system of statistics, 68-507E
from sales of alcoholic beverages, 63-202
national accounts, 13-201
1926-1986, 13-531
- Gower, D.**, 71-535 no.1
- Graduates. **See also** Degrees; Diplomas and certificates.
community colleges, 81-222
by selected field of study, 1986 census, 98-134
Ph.D., postgraduation plans, 81-259
postsecondary, employment, 89-518
postsecondary, unemployment, 89-518
secondary and postsecondary, 81-229
university, employment by occupation and industry, 89-501E
- Grain storage. **See** Food storage.
- Grain trade of Canada**, 22-201
- Grains. **See also** Bakery products; Cereal foods; Fodder crops; Wheat.
and grain products, exports, 22-201
area seeded, production and stocks, 22-002
consumption, 32-229
marketing and pricing, 22-502
milling, 22-502
1981 census, 96-913
prices, Canada and U.S., 22-007
production, supply and disposition, prices, quality, domestic processing, shipments, 22-201
storage and movement, 22-201
supply and disposition, marketings, exports, 22-007
- Gravel. **See** Sand and gravel.
- Grease. **See** Lubricating oil and grease.
- Greenhouse industry**, 22-202
- Greenhouses
industry, 22-202
1981 census, 96-913
- Gross domestic product. **See also** National accounts.
and expenditure, by province, 13-213
and expenditure, by province, 1961-1986, 13-213S
by industry, 15-001
by industry, 1961-1980, 15-512
industrial distribution, 13-201
1947-1986, 13-533
1926-1986, 13-531
preliminary estimates, by province, 13-213P
provincial, by industry, 15-203
- Gross domestic product by industry (1981 = 100), 1961-1980**, 15-512
- Gross domestic product by industry**, 15-001

Gross national expenditure, 13-001, 13-201
 Gross national product, 13-001, 13-201
 Guaranteed income supplement. *See* Old age security.
Guide to Statistics Canada data on women, 11-523E
Guide to sub-provincial data: excluding census data, 1979, 12-566
Guide to the financial flow and national balance sheet accounts, 13-585E
 Gypsum products
 industry, 44-250, 44-250B
 production, shipments and stocks, 44-003
Gypsum products, 44-003

H

HALS. See Health and Activity Limitation Survey.
 Hairdressers. *See* Barber and beauty shops.
Hamm, B., 99-944
 Handbags. *See* Luggage.
 Handicapped. *See also* Mentally handicapped; Social allowances; Special care.
 selected characteristics, 82-603 to 82-614
 survey, 71-535 no. 1, 82-555E, 82-563E
 Hardboard
 production and shipments, 36-003
 Hardware. *See also* Wire; Wire products.
 industries, 41-251, 41-251B
 Hardwood lumber. *See* Lumber.
 Harmonized System, 12-578E, 12-579E, 12-580E
 Health, 11-402E, 11-403E, 11-511E. *See also* Health care; Life expectancy; Lifestyle; Mental health; Morbidity.
 adults, 11-612E no. 1
 indicators, youth, 82-545E
 senior citizens, 89-515
 survey, 82-555E, 82-563E
 trends, 11-008E
 women, 82-542E, 89-503E
 youth, 89-511
 Health and Activity Limitation Survey, 82-603 to 82-614
Health and social support, 1985, 11-612E no. 1
 Health care. *See also* Hospital services; Laboratories; Special care.
 classification, 82-562E (1986)
 consumer price index, 62-001
 use by adults, 11-612E no. 1
 Health insurance
 paid for sick leave, 71-601 no. 32
 Heat exchangers. *See* Power boilers.
 Heating equipment. *See also* Fuel.
 and fuel, 64-202, 64-601
 industry, 41-251, 41-251B
 occupied private dwellings, 1986 census, 93-105
 solid fuel, shipments, 25-002
Heavy engineering contractors, 64-209
 Heifers. *See* Cattle.
 Helicopters
 Canadian air carriers, 51-206
Help-wanted index, 71-204
 Hens and chickens. *See also* Eggs; Poultry.
 frozen, stocks, 23-003
 production, disposition and farm value, 23-202
Heritage institutions, 87-207
 Heritage resources, 87-001, 87-207, 87-527. *See also* Culture.
 economic statistics, 87-532
 High technology
 commodity trade, 88-503E

Higher education. *See* Postsecondary education.
Highlights from the Canadian Health and Disability Survey, 1983-1984, 82-563E
Highlights, 1981 census of Canada: a compendium of 6 articles on the 1981 census of population and housing which appeared in the Canadian statistical review (catalogue no. 11-003E) between June and December 1983, 99-959E
 Highway construction
 contractors, establishments, output, labour, revenue and expenditure, 64-206
Highway, road, street and bridge contractors, 64-206
 Highways, 50-002
 Hislop, G., 82-565
Historical labour force statistics, actual data, seasonal factors, seasonally adjusted data, 71-201
 Historical statistics, 11-210
Historical statistics of New Brunswick, 11-608
Historical tables for census education data, 1971, 1976, and 1981: Canada, regions, provinces, 13-579
 Hogs. *See* Pigs.
 Home language. *See also* Mother tongue.
 ethnic groups, 1986 census, 93-154
 1981 census, 92-910, 92-913
 1986 census, 93-153, 93-103
 Home-ownership
 by young families, 1981 census, 99-939
 by young families, teaching kit, 11-517E
 families, 89-509
 families with and without working wives, 13-578
 mortgagor, 1981 census, 99-945
 Homes. *See* Dwellings.
Homicide in Canada, a statistical perspective, 85-209
 Homicides, 85-205, 85-209. *See also* Causes of death.
 Honey
 production and value, 23-211
 Horticultural crops. *See also* Fruits; Greenhouses; Maple products; Nursery products; Vegetables.
 1981 census, 96-913
 Hosiery
 industry, 34-252, 34-252B
 Hospital admissions. *See* Hospital utilization.
Hospital annual statistics, 83-232
Hospital morbidity, 82-206
 Hospital separations, 82-206. *See also* Hospital utilization.
 involving surgery or treatment, 82-208
 psychiatric and general hospitals, 83-204
 Hospital services, 82-208, 83-002. *See also* Emergency services; Surgery.
 laboratory, respiratory technology/pulmonary function, workload measurement system, 83-603
 laboratory, workload measurement system, 83-234
Hospital statistics, preliminary annual report, 83-217
 Hospital utilization, 82-206, 83-002, 83-217, 83-232, 83-233. *See also* Hospital separations; Patients.
 surgery and treatments, 82-208
 Hospitals, 83-002, 83-217, 83-232, 83-233. *See also* Special care.
 directory, by province, 83-201
 expenditures, 83-002, 83-217, 83-232, 83-233
 morbidity, discharges, and days of care, 82-206
 psychiatric patients, 83-204
 treatments, discharges, and days of care, 82-208
 Hotel, restaurant and institutional furniture, 35-251, 35-251B
Hourly earnings data from the survey of 1981 work history, 71-601 no. 38

Hours worked. **See also** Employment.
 by industry and province, 72-002
 paid workers and self-employed, 71-536
 unpaid family workers, 71-535 no. 2
 youth, 71-207

Household appliances. **See** Electrical appliances.

Household facilities, 63-224, 64-202, 64-601. **See also** Dwellings;
 Electrical appliances; Lifestyle.
 by income, 13-218
 1981 census, 92-932

Household facilities and equipment, 64-202

Household facilities and equipment, 1977-1981 (revised estimates), 64-601

Household facilities by income and other characteristics, 13-218

Household furniture, wooden and upholstered,
 industries, 35-251, 35-251B.

Household income: private households, 1986 census, 93-119

Household products, Textile
 industries, 34-251, 34-251B

Households. **See also** Dwellings; Family households; Living
 arrangements; Persons living alone.
 CAs, 1981 census, 95-944
 CDs, 1981 census, 95-902, 95-942
 CDs and CSDs, 1981 census, 95-983 to 95-994, 98-901 to
 98-912
 CDs and CSDs, 1986 census, 94-101 to 94-124
 CMAs, 1981 census, 95-943
 CMAs and CAs, 1981 census, 95-903
 CMAs and CAs, 1986 census, 94-127, 94-128
 CSDs of over 5,000 population, 1981 census, 95-904, 95-945
 CTs, 1981 census, 95-905 to 95-940, 95-946 to 95-981
 CTs, 1986 census, 95-101 to 95-174
 FEDs, 1981 census, 95-901, 95-941
 FEDs, 1986 census, 94-125, 94-126, 94-133, 94-134
 by income groups, 1981 census, 92-934
 by type, number of persons, composition, and size, 1981
 census, 92-904
 family, by income, 1981 census, 92-936
 family, by income and selected characteristics, 1981 census,
 92-937
 family, by number of persons, children at home, dwelling
 structure and type, and living arrangements, 1981 census,
 92-905
 family, by selected characteristics, 1981 census, 92-935
 handicapped, residing in, selected characteristics, 82-603 to
 82-612
 income and household facilities, 13-218
 income, by province and census districts, 1981 census, 93-949
 to 93-960
 low income, 13-218
 mortgagor, geographic and household characteristics,
 affordability and housing problems, 1981 census, 99-945
 1981 census, 92-903
 1986 census, 93-104, 93-106
 selected characteristics, 1981 census, 92-933
 selected characteristics, province and census districts, 1981
 census, 93-913 to 93-924, 93-937 to 93-948
 selected social and economic characteristics, by Labour Force
 Survey economic regions, 1981 census, 93-975
 urban and rural areas, 1986 census, 94-129

Housing, 11-402E. **See also** Censuses; Dwellings; Residential
 construction.
 and home ownership for young families, teaching kit, 11-517E
 consumer price index, 62-001
 lone-parent families, 1981 census, 99-933

native peoples, 1981 census, 99-937
 trends, 11-008E

Housing starts and completions, 64-002

**Human activity and the environment: a statistical
 compendium, 11-509E**

Human resources for science and technology, 88-508E

Husband-wife families. **See** Families.

Husbands

labour force characteristics, 71-533

Hygiene products, Textile,

industries, 34-251, 34-251B

I

Ice cream

production, 23-001

Immersion programs. **See** Language education.

Immigrants, 91-210. **See also** Citizenship; Ethnicity; Immigration.

CDs and CSDs, 1986 census, 94-101 to 94-124 pt. 2

CMAs, 1986 census, 93-156

CMAs and CAs, 1986 census, 94-128

CTs, 1986 census, 95-101 to 95-174 pt. 2

FEDs, 1986 census, 94-126, 94-134

Caribbean, 91-536E

ethnic origin, 1986 census, 93-154

income and selected characteristics, 91-527E

Muslim, 1981 census, 99-958

1981 census, 92-913, 99-950

1986 census, 93-155

Immigration, 91-002, 91-209E, 91-527E. **See also** Immigrants;
 Migration.

and emigration, projections, 1984-2006, 91-520

guide to data, 1981 census, 99-946

1981 census, 92-913, 99-952

Implicit price indexes, 13-001, 13-201

1947-1986, 13-533

Imports. **See also** Customs duties.

by commodity, 65-001P, 67-509

by commodity, country, and trading area, 65-007, 65-203

by country of control of importer, 67-509

by trading area, country, commodity and province of clearance,
 65-001, 65-006

Imports by commodity (H.S. based), 65-007

Imports by country (H.S. based), 65-006

Imports, merchandise trade (H.S. based), 65-203

Improved land. **See** Land.

**In the footsteps of Jacques Cartier: 450 years later: a
 statistical portrait, 11-606E**

Income, 11-402E, 11-511E, 75-001E. **See also** Earnings;

Expenditure; Family income; Farm income; Government
 revenue; Income distribution; Investment income; Low
 income; National income and expenditure; Transfer payments;
 Wealth.

CDs and CSDs, 1986 census, 94-101 to 94-124 pt. 2

CMAs and CAs, 1986 census, 94-128

CMAs, 1986 census, 93-156

CTs, 1986 census, 95-101 to 95-174 pt. 2

FEDs, 1986 census, 94-126, 94-134

after tax, family and individual, 13-210

and household facilities, 13-218

by postal code areas, 17-202 to 17-206

Canadian-born and foreign-born, 91-527E

estimates for subprovincial areas, 13-216

ethnic groups, 1986 census, 93-154

family and individual, 13-206, 13-207, 13-208

family households, 1981 census, 92-936, 92-937

- households, 1981 census, 92-934
- households, by province and census districts, 1981 census, 93-949 to 93-960
- immigrant and non-immigrant population, 1986 census, 93-155
- musicians and composers, 87-530
- native peoples, 1981 census, 99-937
- 1951-1981, 13-581E
- 1970-1980, 1981 census, 99-941
- of the elderly, 1971-1985, 13-588 no. 2
- personal, 13-201, 63-224
- personal, 1926-1986, 13-531
- personal, sources and disposition, 13-001
- taxable, corporations, 61-208, 61-208P
- total, 1981 census, 92-928
- total, 1986 census, 93-114
- trends, 11-008E
- women, 71-534, 89-503E
- Income after tax, distributions by size in Canada, 13-210**
- Income distribution. *See also* Low income; Wealth.
 - by subprovincial area, 13-216
 - estimates for subprovincial areas, 13-216
 - families and unattached individuals, 13-206, 13-207, 13-208, 13-210, 13-580
 - family households, 1981 census, 92-936, 92-937
 - households, 1981 census, 92-934
 - households, by province and census districts, 1981 census, 93-949 to 93-960
 - 1981 census, 92-928
 - 1986 census, 93-114
 - 1951-1981, 13-581E
 - 1970-1980, 1981 census, 99-941
 - 1970-1984, 13-588 no. 1
 - 1926-1986, 13-531
- Income distributions by size in Canada, 13-207**
- Income distributions by size in Canada, preliminary estimates, 13-206**
- Income estimates for subprovincial areas, 13-216**
- Income of immigrants in Canada: a census data analysis, 91-527E**
- Income taxes
 - corporations, 61-208, 61-208P
 - returns, demographic and income data, by postal code areas, 17-202 to 17-206
- Indecent assault. *See* Sexual offences.
- Independent stores
 - sales, by kind of business, 63-005
- Index to municipal data, 1982, 11-515**
- Index to Statistics Canada surveys and questionnaires, 12-205S**
- Indian reserves. *See also* Census subdivisions.
 - policing, 85-523
- Indians
 - 1981 census, 99-937
 - policing of reserves, 85-523
- An indicator of excellence in Canadian science, 88-501E**
- An indicator of excellence in Canadian science: summary report, 88-507E**
- Industrial chemicals and synthetic resins, 46-002**
- Industrial classification, 12-501E, 12-501E Suppl.
 - companies and enterprises, 12-570E
 - corporations, 61-207, 61-207P
 - 1981 census, 92-921 to 92-925, 93-961 to 93-972
- Industrial concentration. *See* Concentration.
- Industrial corporations
 - financial statistics, 61-003, 61-003P
- Industrial corporations, financial statistics, 61-003**
- Industrial corporations, financial statistics, preliminary data, 61-003P**
- Industrial enterprises
 - classification, 12-570E
- Industrial equipment, Electrical. *See* Electrical industrial equipment.
- Industrial organization and concentration in the manufacturing, mining and logging industries, 31-402, 31-402P**
- Industrial product price index. *See* Industry price indexes.
- Industrial product price indexes, 1981 = 100: concepts and methods, 62-556**
- Industrial production indexes, 88-505E
- Industrial productivity and research and development indicators, 88-505E**
- Industrial research and development statistics (with estimates), 88-202**
- Industries. *See also* Goods-producing industries; Service industries.
 - by work activity, 1981 census, 92-924
 - classification, 12-570E
 - classification and index, 12-501E, 12-501E Suppl.
 - employment changes, 18-501E
 - fixed capital flows and stocks, 13-211
 - fixed capital flows and stocks, historical data, 13-568
 - labour force activity, 1986 census, 93-113
 - labour force by cultural characteristics, 1981 census, 92-922
 - labour force by educational and demographic characteristics, 1981 census, 92-921
 - labour force by occupation, 1981 census, 92-923
 - labour force by province and census districts, 1981 census, 93-961 to 93-972
 - labour force, Canada and provinces, 1951-1986 censuses, 93-152
 - labour force mobility, 1981 census, 92-927
 - labour force, 1981 census, 92-925
 - manufacturing, capital and repair expenditures, intentions, 61-214
 - provincial gross domestic product, 15-203
 - research and development, 88-202
 - retail trade, 63-223
 - unpaid family workers, 71-535 no. 2
- Industry, 1986 census, 93-113**
- Industry price indexes, 62-011, 62-556
- Industry price indexes, 62-011**
- Industry trends, 1951-1986, 1986 census, 93-152**
- Infant mortality. *See also* Stillbirths.
 - by local areas, 84-542
- Infanticides. *See* Homicides.
- Infomat, a weekly review, 11-002E**
- Initial results from the 1981 survey of child care arrangements, 71-601 no. 31**
- Inks
 - printing, industry, 46-250, 46-250B
- Inner city in transition, 1986 census, 98-123**
- Inorganic chemicals. *See* Chemicals.
- The input-output structure of the Canadian economy, 15-201**
- The input-output structure of the Canadian economy in constant prices, 15-202**
- The input-output structure of the Canadian economy in constant prices, 1961-1981 (revised data), 15-511**
- The input-output structure of the Canadian economy, 1961-1981 (revised data), 15-510**
- Input-output tables, 15-201, 15-202. *See also* National accounts.
 - methodology, 15-201
 - 1961-1981, 15-510, 15-511
- Institutional furniture. *See* Hotel, restaurant and institutional

furniture.

Instruments, Scientific. **See** Scientific equipment.

Insulating board. **See** Building board.

Insulating materials

- industry, 44-250, 44-250B
- production and shipments, 44-004

Insurance, 11-402E. **See also** Financial institutions; Health insurance; Unemployment insurance.

- companies, financial statistics, 61-006

Intercensal annual estimates of population by marital status, age and sex for Canada, provinces and territories, 1981-1986, 91-519

Intercensal annual estimates of population by sex and age for Canada, provinces and territories, 1981-1986, 91-518

Intercensal annual estimates of population for census divisions, 1976-1981, 91-521

Intercensal estimates of families, Canada and provinces, 1981-1986, 91-529

Inter-corporate ownership, 61-517

Intergovernmental transfers. **See** Transfer payments.

Internal migration, 91-210

- estimation methods, 91-528E
- 1981 census, 92-907
- 1986 census, 93-108
- projections, 1984-2006, 91-520

International investments. **See** Foreign investments.

International payments and receipts for technology, 88-502E

International relations. **See** External affairs.

International student participation in Canadian education, 81-261

International trade, 11-402E, 11-403E, 63-224, 65-001. **See also**

- Balance of payments; Exports; Imports.
- by country and commodity, 65-503
- by trading area, 65-001P
- in services, 67-203, 67-510
- with U.S., 65-503

International travel

- between Canada and other countries, 66-001, 66-001P, 66-201

International travel, 66-001

International travel, advance information, 66-001P

International travel, travel between Canada and other countries, 66-201

Interprovincial migration. **See** Internal migration.

Interprovincial trade, 31-530

Inuit

- 1981 census, 99-937

Inuktitut. **See** Native languages.

Inventions. **See** Patents.

Inventories. **See also** Manufacturing.

- department stores, 63-002
- manufacturing industries, 31-001
- merchandising, 63-014

Inventory of Statistics Canada questionnaires on microfiche, 12-205M

Investment income

- foreign, 67-202
- of the elderly, 1971-1985, 13-588 no. 2

Investments. **See also** Capital; Capital expenditure; Foreign investments; Wealth.

- business, 1947 to 1986, 13-533
- companies, financial statistics, 61-006
- private and public, intentions, 61-205, 61-206

Iron and steel. **See also** Steel plate.

- industries, 41-250, 41-250B
- production and shipments, 41-001

- steel pipe and tubing, production and shipments, 41-011

Iron ore

- production, 26-223

Irrigation. **See also** Land.

- on farms, 1981 census, 96-901 to 96-911
- on farms, 1986 census, 96-102 to 96-112

J

Jackets. **See** Coats.

Jewellery

- industry, 47-250, 47-250B
- principal statistics, 31-203
- retail trade, operating results, 63-609

Job market. **See** Labour market.

Job sharing. **See** Part-time employment.

Jobs. **See** Employment.

Juristat, 85-002

Justice, 11-402E, 11-403E, 11-511E, 85-002

- national statistics and information, requirements, 85-506E

Justice information systems, 85-506E

Juvenile court statistics, 85-522

Juvenile courts

- survey data and analysis, 85-522

Juvenile delinquents. **See** Young offenders.

K

Kidnapping. **See** Abduction.

Kindergartens

- as child care, 71-601 no. 31

Knitted fabrics

- industry, 34-250, 34-250B

Kralt, J., 99-960

L

Laboratories. **See also** Health care; Scientific services.

- hospital, respiratory technology/pulmonary function, workload measurement system, 83-603
- hospital, workload measurement system, 83-234

Labour. **See also** Employment; Farm labour; Unemployment.

- productivity measures, 15-204

Labour and income, Perspectives on, 75-001E

Labour force, 11-010, 11-403E, 63-224, 71-001, 71-001P, 75-001E. **See also** Employed; Employment; Occupations; Unemployed; Unemployment.

- CDs and CSDs, 1986 census, 94-101 to 94-124 pt. 2
- CMAs and CAs, 1986 census, 94-128
- CTs, 1986 census, 95-101 to 95-974 pt. 2
- FEDs, 1986 census, 94-126, 94-134
- annual averages, 71-529
- by industry, 71-535 no. 3
- by industry and sex, 1981 census, 92-921, 92-922, 92-925
- by industry and work activity, 1981 census, 92-924
- by industry and work activity, 1986 census, 93-113
- by industry, sex and province, 1951-1986 censuses, 93-152
- by industry, showing components of interprovincial migration, 93-108
- by occupation and labour force activity, 1981 census, 92-919
- by occupation, 1986 census, 93-112
- by occupation and sex, 1981 census, 92-917, 92-918, 92-920
- by occupation, sex and province, 1961-1986 censuses, 93-151
- historical statistics, 11-210, 71-201
- industry by occupation, 1981 census, 92-923
- 1981 census, 99-959E

- older workers, 71-208
- place of work, CAs, 1981 census, 92-909
- place of work, CMAs and CSDs, 1981 census, 92-908
- self-employed, 71-535 no. 3, 71-536, 71-601 no. 45
- temporary absences, 99-962
- unpaid family workers, 71-535 no. 2
- work activity by school attendance, age and sex, 1981 census, 92-916
- The labour force, 71-001**
- Labour force activity, 71-533
 - CDs and CSDs, 1986 census, 94-101 to 94-124 pt. 2
 - CMAs, 1986 census, 93-156
 - CMAs and CAs, 1986 census, 94-128
 - CTs, 1986 census, 95-101 to 95-174 pt. 2
 - FEDs, 1986 census, 94-126, 94-134
 - by occupation, 1981 census, 92-919
 - by province and census districts, 1981 census, 93-961 to 93-972
 - ethnic groups, 1986 census, 93-154
 - families, 1986 census, 93-107
 - handicapped, 71-535 no. 1
 - immigrant and non-immigrant population, 1986 census, 93-155
 - married men and women, 89-509
 - 1981 census, 92-915
 - 1986 census, 93-111
 - youth, 71-207
- Labour force activity, 1986 census, 93-111**
- Labour force annual averages, 1981-1988, 71-529**
- Labour force information, 71-001P**
- Labour force mobility
 - by occupation and industry, 1981 census, 92-927
 - 1981 census, 92-926
- Labour force participation, 71-001, 71-001P
 - annual averages, 71-529
 - by sex and marital status, 71-205, 71-206
 - historical statistics, 71-201
 - measurement, 71-601 no. 41
 - older workers, 71-208
 - women, 71-534, 89-503E, 99-962
 - women, 1981 census, 99-940
- Labour force research series, 71-601**
- Labour Force Survey
 - economic regions, 1981 census, 93-975
- Labour income. **See** Earnings.
- Labour market, 75-001E. **See also** Employment; Occupations.
 - and demographic trends, 71-603E
 - fluctuations, 71-601 no. 33, 89-518
 - help-wanted index, 71-204
- Labour market activity of disabled persons in Canada, 71-535 no. 1**
- Labour Market Activity Survey, 71-205 to 71-208
- Labour unions
 - directory, membership, collective agreements, 71-202S
 - membership and financial statistics, 71-202
- Ladies' wear. **See** Women's clothing.
- Lalonde, M., 99-954E**
- Lamb. **See** Mutton and lamb.
- Lambs. **See** Sheep.
- Laminates. **See also** Plastic.
 - decorative and backing, shipments, 47-005
- Land. **See also** Crops.
 - agricultural, area and use, 1981 census, 96-901 to 96-911, 96-916
 - agricultural, area and use, 1986 census, 96-102 to 96-112
 - agricultural, area, use and tenure, 1981 census, 96-920
- Language education
 - elementary and secondary levels, 81-257
- Language in Canada, 1981 census, 99-935**
- Language, part 1, 1986 census, 93-102**
- Language, part 2, 1986 census, 93-103**
- Language retention and transfer, 1986 census, 93-153**
- Languages, 91-209E. **See also** Home language; Mother tongue;
 - Native languages; Official languages; Population.
 - CDs and CSDs, 1986 census, 94-101 to 94-124
 - CMAs, 1986 census, 93-156
 - CMAs and CAs, 1986 census, 94-127, 94-128
 - CTs, 1986 census, 95-101 to 95-174 pt. 2
 - FEDs, 1986 census, 94-126, 94-134
 - by province and census districts, 1981 census, 93-925 to 93-936
 - ethnic groups, 1986 census, 93-154
 - immigrant and non-immigrant population, 1986 census, 93-155
 - in education, 81-257
 - 1981 census, 92-910, 99-935
 - 1986 census, 93-102, 93-103, 93-153
 - urban and rural areas, 1986 census, 94-129
- Lapierre, L., 82-542E, 82-545E**
- Lard. **See also** Pork.
 - imports and exports, consumption, 23-203
- Laspeyres indexes. **See** Price indexes.
- Laundries and cleaners, 63-233
- Law. **See also** Civil law.
 - aviation, historical and statistical perspectives, 51-501E
- Law enforcement, 85-002. **See also** Police.
- Lead
 - prices, 26-201
 - production and shipments, 26-223
- Leasing. **See** Rentals and leasing.
- Leather. **See also** Clothing; Footwear.
 - industries, 33-251, 33-251B
 - capacity utilization, 31-003
 - inputs, summary, 33-251
 - inventories, 31-001, 33-251B
 - materials and supplies used, 33-251
 - orders, 31-001
 - packaging materials used, 33-251
 - principal statistics, 31-203, 33-251, 33-251B
 - principal statistics, sub-provincial, 31-209
 - shipments, 31-001, 33-251
 - shipments, destination by province, 31-530
- Leather and allied products industries, 33-251, 33-251B**
- Leckie, E., 21-602E no. 2**
- Legal aid in Canada, 85-216**
- Legal proceedings. **See** Justice.
- Legislation. **See** Law.
- Leisure activities. **See** Recreation.
- Leisure and personal services, 63-233**
- Lennox, G., 21-601E no. 4**
- Level of schooling. **See** Schooling level.
- Libraries, 87-527. **See also** Public libraries.
 - economic statistics, 87-532
- Library holdings, 87-205, 87-205S
- Library personnel, 87-205, 87-205S
- Licences and permits. **See also** Building permits.
 - road motor vehicles, 53-219
- Life expectancy. **See also** Health; Mortality.
 - by marital status, 84-536E, 89-517E
 - historical life tables, 89-506
 - life tables, 84-532
 - senior citizens, 89-515
- Life tables, Canada and provinces, 84-532**
- Lifestyle, 11-511E. **See also** Family expenditure; Health;

Household facilities; Recreation.
 adults, 11-612E no. 1
 elderly, 11-612E no. 1
 unattached individuals, 1981 census, 99-934
 unattached individuals, teaching kit, 11-518E
 youth, 82-545E
 Light bulbs. **See** Electric lighting.
 Lighting, Electric. **See** Electric lighting.
 Lime
 industry, 44-250, 44-250B
Limitations to the use of ethnic origin data to quantify visible minorities in Canada, 1981 census, 99-957
 Linoleum. **See** Floor coverings.
 Liquefied natural gas. **See** Natural gas.
 Liquor. **See** Alcoholic beverages.
List of Canadian hospitals, 83-201
List of residential care facilities in Canada, 83-221
Listing of supplementary documents, 11-207
Listing of supplementary documents, supplement, 11-207S
 Livestock. **See also** Animal products; Farms; Pigs; Poultry.
 farm cash receipts, 21-001
 farm product price index, 62-003
 1981 census, 96-901 to 96-911, 96-914, 96-920
 1986 census, 96-102 to 96-112
 numbers on farms, 23-008
 numbers on farms, farm values, prices, slaughter and exports, 23-203
 numbers on farms, imports and exports, 21-522E
Livestock and animal products statistics, 23-203
Livestock report, 23-008
Living alone, 1981 census, 99-934
Living alone: a family studies teaching kit, 11-518E
 Living arrangements. **See also** Dwellings; Households; Lifestyle;
 Persons living alone.
 unattached individuals, 1981 census, 99-934
 unattached individuals, teaching kit, 11-518E
Lo, O., 99-943
 Local government
 employment, 72-009
 expenditures on culture, 87-206
 revenue and expenditure, assets and liabilities, 68-204
 structure and changes, problems for users of statistics, 99-971
Local government employment, 72-009
Local government finance, revenue and expenditure, assets and liabilities, actual, 68-204
 Locomotives. **See** Railway rolling stock.
 Logging. **See also** Lumber.
 establishments, domestic and foreign control, 31-401, 31-401P
 industrial organization and concentration, 31-402, 31-402P
 industry, 25-201, 25-202
Logging industry, 25-201
Lone parenthood: characteristics and determinants: results from the 1984 Family History Survey, 99-961
 Lone-parent families, 89-509, 99-961. **See also** Unmarried mothers.
 demographic trends, teaching kit, 11-520E
 estimates, 91-204
 estimates, 1981-1986, 91-529
 home-ownership, 1981 census, 99-939
 housing and home ownership, teaching kit, 11-517E
 income, 1970-1980, 1981 census, 99-941
 living arrangements, teaching kit, 11-520E
 1981 census, 99-933
 Longevity. **See** Life expectancy.
Longevity and historical life tables, 1921-1981 (abridged): Canada and the provinces, 89-506

Love, R., 13-588 no. 2
 Lubricating oil and grease. **See also** Oil.
 industry, 45-250, 45-250B
 Luggage
 industry, 33-251, 33-251B
 Lumber. **See also** Logging; Sawmills; Wood industries.
 production and shipments, 25-202, 35-250
 production, shipments and stocks, 35-002
 production, shipments and stocks, British Columbia, 35-003
Lynd, D., 89-518

M

MacAulay, J., 88-501E, 88-507E
 Machine parts. **See also** Machinery and equipment.
 industry, 41-251, 41-251B
 Machinery and equipment. **See also** Capital expenditure; Electrical equipment; Farm equipment; Heating equipment; Machine parts; Rentals and leasing; Tools; Transportation equipment.
 industries, 42-250, 42-250B
 capacity utilization, 31-003
 inputs, summary, 42-250
 inventories, 31-001, 42-250B
 materials and supplies used, 42-250
 orders, 31-001
 packaging materials used, 42-250
 principal statistics, 31-203, 42-250, 42-250B
 principal statistics, sub-provincial, 31-209
 shipments, 31-001, 42-250
 shipments, destination by province, 31-530
Machinery industries, except electrical machinery, 42-250, 42-250B
MacWilliam, L., 82-544
Madan, A., 99-963
 Magazines. **See** Periodicals.
 Mail-order sales, 63-218
 Major appliances. **See** Electrical appliances.
 Males. **See** Men.
 Malt. **See also** Grains.
 and malt flour, industry, 32-250, 32-250B
 Management consulting
 small business profiles, Canada and provinces, 61-601E to 61-613E
 Manhours. **See** Hours worked.
 Manpower. **See** Labour force.
 Manslaughter. **See** Homicides.
 Manufacturing, 11-010, 11-402E. **See also** Commodities;
 Goods-producing industries.
 by industry, capital and repair expenditures, intentions, 61-214
 capacity utilization rates, 31-003
 consumption of containers and packaging, 31-212
 establishments, domestic and foreign control, 31-401, 31-401P
 expenditure, intentions, 61-205, 61-206
 historical statistics, 11-210
 industrial organization and concentration, 31-402, 31-402P
 industries related to mining, 26-201
 inventories, shipments and orders, 31-001
 principal statistics, national and provincial, 31-203
 principal statistics, sub-provincial, 31-209
 shipments, 31-211, 31-530
Manufacturing industries of Canada, national and provincial areas, 31-203
Manufacturing industries of Canada, sub-provincial areas, 31-209
Mao, Y., 82-544
 Maple products. **See also** Horticultural crops.

- production and value, 23-211
- Maps. **See** pages 146 to 149
- Maps, census divisions and subdivisions**, 1986 census, 99-115
- Maps, census metropolitan areas and census agglomerations**, 1986 census, 99-116
- Maps, Reference. **See** Reference maps.
- Margarine. **See also** Butter.
sales, production, purchases, stocks, 32-006
- Marine transport. **See** Water transport.
- Marital status. **See also** Divorces; Marriages; Population; Unattached individuals.
estimates, 91-210
estimates, 1981-1986, 91-519
life table analysis, 84-536E, 89-517E
lone parents, 99-961
1981 census, 92-901
1986 census, 93-101
- Market research handbook**, 63-224
- Marriage, divorce and mortality: a life table analysis for Canada and regions, 1980-1982**, 84-536E
- Marriages, 84-205, 89-509, 89-517E, 91-209E, 99-955, 99-963.
See also Divorces; Marital status; Separation; Vital statistics.
and fertility, 1981 census, 92-906
by local areas, 84-542
life table analysis, 84-536E
- Marriages and divorces, vital statistics, volume II**, 84-205
- Marrying and divorcing: a status report for Canada**, 89-517E
- Marshall, K.**, 99-951
- Materials handling equipment. **See** Construction equipment.
- Maternity benefits. **See** Unemployment insurance.
- Mats. **See** Carpets.
- Mattresses
industry, 35-251, 35-251B
- McBride, M.**, 82-565
- McCrea, R.**, 99-952
- McKie, C.**, 89-502E
- Meat. **See also** Poultry meat.
consumption, 23-203, 32-229
frozen, stocks, 23-203, 32-012, 32-217
industry, 32-250, 32-250B
- Mechanical contractors
establishments, output, labour, revenue and expenditure, 64-204
- Mechanical trade contractors**, 64-204
- Medical care. **See** Health care.
- Medical clothing. **See** Occupational clothing.
- Medicines. **See** Drugs.
- Men. **See also** Husbands.
labour force participation, 71-206
- Men's and boys' clothing
industry, 34-252, 34-252B
retail trade, operating results, 63-603
- Men's clothing contractors. **See** Clothing contractors.
- Mental health, 83-204
youth, 82-545E
- Mental health statistics**, 83-204
- Mental hospitals. **See** Psychiatric hospitals.
- Mentally handicapped, 83-204
residential care facilities, 83-238
- Merchandising, 11-402E. **See also** Retail trade; Wholesale trade.
inventories, 63-014
- Merchandising inventories**, 63-014
- Mergers. **See** Ownership.
- Metal dies and moulds
industry, 41-251, 41-251B
- Metal fasteners
industry, 41-251, 41-251B
- Metal industries, 41-250, 41-250B. **See also** Iron and steel;
Precious metal industries.
capacity utilization, 31-003
inputs, summary, 41-250
inventories, 31-001, 41-250B
materials and supplies used, 41-250
orders, 31-001
packaging materials used, 41-250
principal statistics, 31-203, 41-250, 41-250B
principal statistics, sub-provincial, 31-209
shipments, 31-001, 41-250
shipments, destination by province, 31-530
- Metal mines**, 26-223
- Metal products. **See also** Heating equipment; Mineral products;
Plumbing fixtures; Wire.
industries, 41-251, 41-251B
capacity utilization, 31-003
inputs, summary, 41-251
inventories, 31-001, 41-251B
materials and supplies used, 41-251
orders, 31-001
packaging materials used, 41-251
principal statistics, 31-203, 41-251, 41-251B
principal statistics, sub-provincial, 31-209
shipments, 31-001, 41-251
shipments, destination by province, 31-530
- Metal rolling
industry, 41-250, 41-250B
shipments, 41-001
- Metals. **See also** Mining.
prices, 26-201
production, 26-202, 26-223
- Metalworking industries. **See** Metal industries.
- Methodology. **See also** Bibliometrics; Classification; Data quality;
Definitions; Record linkage; Seasonality; Surveys; Workload
measurement.
agricultural economic statistics, 21-603E
animal products data, 21-602E no. 2
census, 1981 census, 99-902, 99-903
component method, 91-212
data on birthplace, citizenship and immigration, 1981 census, 99-946
data on ethnic origin, 1981 census, 99-949
editing and imputation of 1981 shelter cost data, 1981 census, 99-943
farm income and expenses, 21-601E no. 10
food consumption statistics, 32-509E
homicide statistics, 85-209
mother tongue data, 1981 census, 99-960
population estimates, 91-211, 91-212, 91-528E
population projections (regional cohort-component approach), 91-520
processing procedures and results of relationship to person 1 and family characteristics, 1981 census, 99-944
regression method, 91-211
- Métis
1981 census, 99-937
- Metropolitan area concepts in Canada and selected foreign countries**, 99-973
- Metropolitan areas. **See** Census metropolitan areas.
- Metropolitan atlas series**, 1981 census, 99-919 to 99-930
- Metropolitan atlas series**, 1986 census, 98-101 to 98-112
- Microchips. **See** Electronic parts and components.
- Migration, 91-002, 91-209E. **See also** Emigration; Immigration;
Internal migration; Population change; Population growth.

- 1981 census, 92-907
- Milk**
 industry, 32-250, 32-250B
 production, stocks and sales, 23-001
 skim powder, production and inventories, 32-024
- Millwork**
 industries, 35-250, 35-250B
- Mineral industries.** *See* Mining.
- Mineral products.** *See also* Cement; Coal products; Construction materials; Gypsum products; Insulating materials; Metal products; Non-metallic minerals; Petroleum products; Sand and gravel.
 non-metallic, industries, 44-250, 44-250B
 capacity utilization, 31-003
 inputs, summary, 44-250
 inventories, 31-001, 44-250B
 materials and supplies used, 44-250
 orders, 31-001
 packaging materials used, 44-250
 principal statistics, 31-203, 44-250, 44-250B
 principal statistics, sub-provincial, 31-209
 shipments, 31-001, 44-250
 shipments, destination by province, 31-530
- Mineral water.** *See* Soft drinks.
- Mineral wool**
 industry, 44-250, 44-250B
 production and shipments, 44-004
- Mineral wool including fibrous glass insulation,** 44-004
- Mining,** 11-010, 11-402E. *See also* Coal; Natural gas; Natural resources; Oil wells.
 coal, industry, 26-206
 establishments, domestic and foreign control, 31-401, 31-401P
 expenditure, intentions, 61-205, 61-206
 exploration, development and capital expenditures, intentions, 61-216
 historical statistics, 11-210
 industrial organization and concentration, 31-402, 31-402P
 industries, 26-201
 industries, production, 26-202
 metals, industries, 26-223
 non-metals, industries, 26-224
 related manufacturing industries, 26-201
- Mining equipment**
 industry, 42-250, 42-250B
- Mink.** *See also* Furs.
 number, supply and disposition, 23-208
 pelts, number and value, 23-208
- Minorities, Visible.** *See* Visible minorities.
- Minority and second language education, elementary and secondary levels,** 81-257
- Mitchell, R.,** 98-120, 99-977
- Mobile homes**
 industry, 42-251, 42-251B
 shipments, 42-251
- Mobility.** *See also* Migration.
 CDs and CSDs, 1986 census, 94-101 to 94-124 pt. 2
 CMAs and CAs, 1986 census, 94-128
 CTs, 1986 census, 95-101 to 95-174 pt. 2
 FEDs, 1986 census, 94-126, 94-134
 immigrant and non-immigrant population, 1986 census, 93-155
 labour force, 1981 census, 92-926
 labour force, by occupation and industry, 1981 census, 92-927
 1981 census, 92-907
 1961-1986, 1986 census, 93-108
- Mobility status and interprovincial migration,** 1986 census, 93-108
- Moen, J.,** 82-544
- Monthly production of soft drinks,** 32-001
- Monthly survey of manufacturing,** 31-001
- Montmarquette, C.,** 62-602
- Moore, M.,** 99-961
- Mops**
 industry, 47-250, 47-250B
- Morbidity.** *See also* Health; Mortality.
 hospital, 82-206
 hospital, due to cancer, 82-207
 tuberculosis, 82-212
- Mori, G.,** 98-134, 99-954E
- Mortality,** 84-204, 91-209E, 91-210. *See also* Causes of death; Life expectancy; Morbidity; Population growth; Vital statistics.
 by age and cause, 84-206
 by local areas, 84-542
 cancer, by sex, British Columbia, 1956-1983, 82-565
 occupational, British Columbia, 84-544
 projections, 1984-2006, 91-520
 rates, historical tables, 89-506
- Mortality, summary list of causes, vital statistics, volume III,** 84-206
- Mortgages.** *See also* Financial institutions.
 financial statistics, 61-006
 1981 census, 99-939, 99-945
- Mortgagor households in Canada: their geographic and household characteristics, affordability and housing problems,** 1981 census, 99-945
- Mother tongue**
 by occupation, 1986 census, 93-157
 comparability of data from 1976 and 1981 censuses, 1981 census, 99-960
 ethnic groups, 1986 census, 93-154
 1981 census, 92-902, 92-910, 92-911, 92-913, 99-935
 1986 census, 93-102, 93-103, 93-153
- Motion picture production,** 63-206
- Motion picture theatres and film distributors,** 63-207
- Motor carriers,** 53-222. *See also* Buses; Road transport; Taxis; Trucking.
- Motor oil.** *See* Lubricating oil.
- Motor vehicle registrations,** 53-219
- Motor vehicles,** 63-224, 64-202, 64-601. *See also* Buses; Fuel consumption; Rentals and leasing; Road transport; Service stations and garages; Taxis; Trucks.
 accessories, parts and assemblies industries, 42-251, 42-251B
 fuel sales, 53-218
 industry, 42-251, 42-251B
 new, sales, 63-007
 personal use, fuel consumption, 53-007, 53-226
- Movie theatres,** 63-207, 87-204. *See also* Films.
 industry, 63-233
- Moving and storage,** 53-222. *See also* Trucking.
- Multiculturalism.** *See also* Culture; Ethnicity.
 1981 census, 99-958
- Multiple jobholders**
 paid workers and self-employed, 71-536
 unpaid family workers, 71-535 no. 2
- Municipal data.** *See* Small area data.
- Municipal government.** *See* Local government.
- The municipal structure in Canada: problems it creates for users of statistics,** 99-971
- Municipalities.** *See* Census subdivisions.
- Murders.** *See* Homicides.
- Museums,** 87-207
- Mushroom houses.** *See also* Greenhouses.
 1981 census, 96-913

- Mushrooms
 - consumption, 32-230
- Music
 - companies, 87-209
- Musical instruments
 - industry, 47-250, 47-250B
- Musicians
 - and composers, employment and income, 87-530
- The Muslim Canadians, a profile**, 1981 census, 99-958
- Mutton and lamb. *See also* Sheep.
 - frozen, stocks, 23-203, 32-012
 - imports and exports, 23-203

N

- Nagnur, D.**, 84-536E, 89-506
- Nails
 - production and shipments, 41-006
- Nair, C.**, 82-544
- Narrow fabrics
 - industry, 34-251, 34-251B
- National accounts, 11-010. *See also* Balance of payments;
 - Economic indicators; Government finance.
 - aggregate productivity measures, 15-204
 - financial flows, 13-014
 - financial flows, guide, 13-585E
 - gross domestic product by industry, 15-001
 - gross domestic product by industry, 1961-1980, 15-512
 - historical statistics, 11-210
 - input-output tables, 15-201, 15-202
 - input-output tables, 1961-1981, 15-510, 15-511
 - international investment position, 67-202
 - national balance sheets, 13-214
 - national balance sheets, guide, 13-585E
 - national income and expenditure, 13-001, 13-201
 - national income and expenditure, 1947-1986, 13-533
 - national income and expenditure, 1926-1986, 13-531
 - provincial economic accounts, 13-213
 - provincial economic accounts, 1961-1986, 13-213S
 - provincial gross domestic product, by industry, 15-203
- National balance sheets, 13-214, 67-202
 - guide, 13-585E
- National defence. *See* Defence.
- National income and expenditure, 13-001, 13-201. *See also*
 - Expenditure; Income; National accounts.
 - 1947-1986, 13-533
 - 1926-1986, 13-531
- National income and expenditure accounts**, 13-001
- National income and expenditure accounts: annual estimates**, 1926-1986, 13-531
- National income and expenditure accounts: quarterly estimates**, 1947-1986, 13-533
- National income and expenditure accounts, the annual estimates**, 13-201
- National savings
 - sources and disposition, 13-001
- Native languages
 - 1981 census, 99-935, 99-937
- Native peoples, 11-511E. *See also* Ethnicity; Population.
 - 1981 census, 99-937
- Natural gas. *See also* Fuel; Mining; Oil; Petroleum products.
 - industry, 26-213
 - supply and disposition, 26-006, 26-213
 - use, 26-006
 - utilities, 55-002
 - utilities, transport and distribution systems, 57-205
 - wells, exploration, development and capital expenditures, intentions, 61-216
- Natural resources. *See also* Fisheries; Forests; Land; Mining;
 - Natural gas; Oil.
 - and human activity, 11-509E
- Naturalization. *See* Citizenship.
- Neoplasms, Malignant. *See* Cancer.
- New Brunswick
 - historical statistics, 11-608
- New motor vehicle sales**, 63-007
- Newspapers
 - publishing and printing industry, 36-251, 36-251B
- Newsprint
 - industry, 36-250, 36-250B
- Ng, E.**, 89-508
- Ng, V.**, 82-565
- Nicholls, E.**, 82-544
- Nickel
 - production, 26-223
- 1981 census dictionary**, 99-901
- 1981 census information on place of birth, citizenship and immigration: some facts and figures**, 99-952
- 1981 shelter cost data: editing and imputation strategies**, 1981 census, 99-943
- 1986 census geography: a historical comparison**, 99-106E
- Non-family persons. *See* Unattached individuals.
- Non-metal mines**, 26-224
- Non-metallic mineral products. *See* Mineral products.
- Non-metallic mineral products industries**, 44-250, 44-250B
- Non-metallic minerals. *See also* Coal; Mineral products; Mining.
 - production, 26-202, 26-224
- Non-residential construction. *See also* Engineering construction.
 - contractors, establishments, output, labour, revenue and expenditure, 64-207
 - fixed capital flows and stocks, 13-211
 - value of work performed, 64-201
- Non-residential general contractors and developers**, 64-207
- Nuptiality. *See* Marriages.
- Nursery products. *See also* Flowers.
 - industry, 22-203
 - 1981 census, 96-913
- Nursery schools
 - as child care, 71-601 no. 31
- Nurses, 83-226
- Nursing in Canada**, 83-226
- Nuts
 - consumption, 32-229
- Nuts and bolts. *See* Metal fasteners.

O

- Occupation**, 1986 census, 93-112
- Occupational classification, 12-565E
 - 1981 census, 92-917 to 92-920, 92-923, 92-930, 93-961 to 93-972
 - 1986 census, 93-116
- Occupational clothing
 - industry, 34-252, 34-252B
- Occupational mortality in British Columbia, 1950-1978**, 84-544
- Occupational training. *See* Vocational training.
- Occupational trends, 1961-1986**, 1986 census, 93-151
- Occupations. *See also* Employment; Labour force; Labour market;
 - Vocational training.
 - CDs and CSDs, 1986 census, 94-101 to 94-124 pt. 2
 - CMAAs and CAs, 1986 census, 94-128

- CTs, 1986 census, 95-101 to 95-174 pt. 2
- FEDs, 1986 census, 94-126, 94-134
- by cultural characteristics, 1981 census, 92-918
- by demographic, cultural and economic characteristics, 1986 census, 93-157
- by educational and demographic characteristics, 1981 census, 92-917
- by industry, 1981 census, 92-923
- by industry, 1986 census, 93-112
- by labour force activity, 1981 census, 92-919
- by province and census districts, 1981 census, 93-961 to 93-972
- by sex and province, 1961-1986 censuses, 93-151
- classification, 12-565E
- earnings, 1981 census, 92-930
- earnings, 1986 census, 93-116
- ethnic groups, 1986 census, 93-154
- immigrant and non-immigrant population, 1986 census, 93-155
- interprovincial migrants, 1986 census, 93-108
- labour force mobility, 1981 census, 92-927
- mortality rates, British Columbia, 84-544
- 1981 census, 92-920
- unpaid family workers, 71-535 no. 2
- women, 1981 census, 99-940
- youth, 71-207
- Occupied private dwellings, private households, census families in private households, selected characteristics,** 1981 census, 93-937 to 93-948
- Occupied private dwellings: selected characteristics: Canada, provinces, urban size groups, rural non-farm and rural farm,** 1981 census, 92-932
- Occupied private dwellings: type and tenure (also showing collective dwellings): Canada, provinces, urban size groups, rural non-farm and rural farm,** 1981 census, 92-903
- Offenders. **See also** Crimes; Young offenders.
- homicide suspects, 85-209
- Office furniture
- industries, 35-251, 35-251B
- shipments, 35-006
- Office machines. **See also** Computers.
- industry, 43-250, 43-250B
- Office supplies. **See** Stationery.
- Official language education. **See** Language education.
- Official languages, 91-209E
- 1981 census, 92-910, 92-913, 99-935
- 1986 census, 93-103, 93-153
- Oil. **See also** Fuel; Lubricating oil and grease; Natural gas; Natural resources; Petroleum products.
- crude, industry, 26-213
- crude, supply and disposition, 26-006, 26-213
- pipe line transport, 55-001, 55-201
- Oil pipe line transport,** 55-001, 55-201
- Oil wells. **See also** Mining.
- exploration, development and capital expenditures, intentions, 61-216
- Oils and fats. **See also** Food industries; Lard; Oilseeds; Vegetable oils.
- consumption, 32-230
- production, purchases and sales, 32-006
- Oils and fats,** 32-006
- Oilseeds. **See also** Oils and fats; Vegetable oils.
- crushings, 32-006
- crushings and stocks, 22-201
- 1981 census, 96-912
- supply and disposition, 21-601E no. 4
- supply and disposition, marketings, exports, 22-007
- Oja, G.,** 13-588 no.1-2
- Old age security, 86-509. **See also** Elderly; Pensions.
- On the comparability of the census mother tongue data, 1976-1981,** 1981 census, 99-960
- One-parent families. **See** Lone-parent families.
- One-person households. **See** Persons living alone.
- Opera
- companies, 87-209
- Operating results, men's retail clothing stores,** 63-603
- Operating results, retail drug stores,** 63-607
- Operating results, retail florists,** 63-608
- Operating results, retail jewellery stores,** 63-609
- Ophthalmic goods
- industry, 47-250, 47-250B
- principal statistics, 31-203
- Orders. **See also** Manufacturing; Sales.
- manufacturing industries, 31-001
- Organic chemicals. **See** Chemicals.
- Ornamental metal products
- industries, 41-251, 41-251B
- Other manufacturing industries,** 47-250, 47-250B
- An overview of Canadian grain milling,** 22-502
- An overview of employment developments, 1980-1982,** 71-601 no. 33
- An overview of the Canadian oilseed industry,** 21-601E no. 4
- Ownership
- corporations, 61-517
- foreign, corporations, 61-210
- of manufacturing, mining and logging establishments, 31-401, 31-401P
- P**
- Paasche indexes. **See** Price indexes.
- Packaging. **See also** Containers.
- consumption by manufacturing industries, 31-212
- Paint
- industry, 46-250, 46-250B
- Painting. **See** Visual arts.
- Pallets
- wooden, industry, 35-250, 35-250B
- Pants
- industry, 34-252, 34-252B
- Paper and allied products industries,** 36-250, 36-250B
- Paper products
- boxes and wrappers, shipments, 36-004
- industries, 25-202, 36-250, 36-250B
- capacity utilization, 31-003
- inputs, summary, 36-250
- inventories, 31-001, 36-250B
- materials and supplies used, 36-250
- orders, 31-001
- packaging materials used, 36-250
- principal statistics, 31-203, 36-250, 36-250B
- principal statistics, sub-provincial, 31-209
- shipments, 31-001, 36-250
- shipments, destination by province, 31-530
- Paperboard. **See also** Building board.
- industry, 36-250, 36-250B
- production and shipments, 25-202
- Parks, 87-207. **See also** Heritage resources; Recreation.
- Particleboard. **See also** Building board.
- industry, 35-250, 35-250B
- production and shipments, 36-003
- Particleboard, waferboard and hardboard,** 36-003

- Part-time employment
by school attendance, age and sex, 1981 census, 92-916
men, 71-206
women, 71-205
women, 1981 census, 99-940
- Passenger bus and urban transit statistics**, 53-003, 53-215
- Passengers. *See also* Air traffic; Carriers.
air carriers, 51-002, 51-004, 51-005
air carriers, origin and destination, 51-204, 51-205
air charters, 51-207
railways, 52-215
- Pasta products
industry, 32-250, 32-250B
- Patents as indicators of invention**, 88-504E
- Patients. *See also* Hospital utilization.
psychiatric, 83-204
- Pay. *See* Earnings.
- Peas, Dry. *See* Dry peas.
- Penitentiaries. *See* Corrections.
- Pension plans in Canada**, 74-401
- Pensions. *See also* Old age security.
employer-sponsored, 74-401
employer-sponsored, financial statistics, 74-001, 74-201
national programs, 86-507
Workmen's Compensation Board, 86-501
- Pensions and incomes of the elderly in Canada, 1971-1985**,
13-588 no. 2
- Pentanes plus. *See* Oil.
- Performing arts**, 87-209
- Performing arts, 87-527
companies, 87-209
economic statistics, 87-532
industry, 63-233
- Periodicals
publishing and printing industry, 36-251, 36-251B
publishing industry, 87-203
- Permits. *See* Licences and permits.
- Perreault, J.**, 91-520
- Personal care. *See also* Health care.
consumer price index, 62-001
- Personal income. *See* Income.
- Personal income tax. *See* Income taxes.
- Personal services
revenue, expenses, client base and employment, 63-233
small business profiles, Canada and provinces, 61-601E to
61-613E
- Persons living alone. *See also* Households; Unattached
individuals.
elderly, 1986 census 98-121
1981 census, 92-904, 99-934
1986 census, 93-104
teaching kit, 11-518E
- Perspectives Canada III**, 11-511E
- Perspectives on labour and income**, 75-001E
- Pesticides
industries, 46-250, 46-250B
- Pet food
shipments, 32-004
- Petroleum. *See* Oil.
- Petroleum products. *See also* Asphalt; Fuel; Mineral products;
Natural gas; Oil.
industries, 45-250, 45-250B
capacity utilization, 31-003
inputs, summary, 45-250
inventories, 31-001, 45-250B
materials and supplies used, 45-250
orders, 31-001
packaging materials used, 45-250
principal statistics, 31-203, 45-250, 45-250B
principal statistics, sub-provincial, 31-209
shipments, 31-001, 45-250
shipments, destination by province, 31-530
supply, sales and disposition, 45-004
- Pharmaceuticals. *See* Drugs.
- Pharmacies. *See* Drug stores.
- Photographers, 63-232
- Physical health
adults, 11-612E no. 1
youth, 82-545E
- Picot, W. G.**, 89-501E, 89-518
- Pierre-Pierre, F.**, 12-519E
- Pig iron. *See* Iron and Steel.
- Pigs. *See also* Pork.
number on farms, 23-008
number on farms, farm values, prices, slaughter and exports,
23-203
- Pipelines, 55-001, 55-201. *See also* Natural gas; Oil.
- Pipes
and tubes, steel, production and shipments, 41-011
concrete, industry, 44-250, 44-250B
plastic, industry, 33-250, 33-250B
steel, industry, 41-250, 41-250B
- Place name reference list**, 1981 census, 94-902 to 94-904
- Place name reference lists**, 1986 census, 92-121 to 92-123
- Place of birth. *See* Birthplace.
- Planing mills. *See* Sawmills.
- Plastic. *See also* Laminates; Synthetic resins.
industry, 46-250, 46-250B
- Plastic film and sheeting
industry, 33-250, 33-250B
- Plastic products
bottles, shipments, 47-006
film and bags, shipments, 47-007
industries, 33-250, 33-250B
capacity utilization, 31-003
inputs, summary, 33-250
inventories, 31-001, 33-250B
materials and supplies used, 33-250
orders, 31-001
packaging materials used, 33-250
principal statistics, 31-203, 33-250, 33-250B
principal statistics, sub-provincial, 31-209
shipments, 31-001, 33-250
shipments, destination by province, 31-530
- Plate work. *See* Steel plate.
- Platek, R.**, 12-519E
- Platemaking
industry, 36-251, 36-251B
- Plumbers
establishments, output, labour, revenue and expenditure, 64-204
- Plumbing fixtures, 64-202, 64-601
metal, industry, 41-251, 41-251B
- Plywood. *See* Veneer and plywood.
- Police. *See also* Law enforcement.
federal, provincial, and Indian reserves, 85-523
officers murdered, 85-209
- Policing in Canada, 1986**, 85-523
- Pollution. *See* Environment.
- Pool, I.**, 99-961
- Popcorn. *See* Snack food.
- Population, 11-010, 11-402E, 11-403E, 91-002. *See also*
Age-sex distribution; Birthplace; Censuses; Ethnicity;

- Languages; Marital status; Native peoples; Population change; Population distribution; Population estimates; Population growth; Population projections; Religion; Rural population; Urban population; Vital statistics.
- CAs, 1981 census, 95-944
- CDs, 1981 census, 95-902, 95-942
- CDs and CSDs, 1981 census, 95-983 to 95-994, 98-901 to 98-912
- CDs and CSDs, 1986 census, 92-101, 94-101 to 94-124
- CDs and urban places, 84-542
- CMAs, 1981 census, 95-943
- CMAs, 1986 census, 93-156
- CMAs and CAs, 1981 census, 94-947, 95-903
- CMAs and CAs, 1986 census, 92-104, 94-127, 94-128
- CMAs and CAs, 1981 and 1986 censuses, 98-120
- CSDs, 1981 census, 94-905
- CSDs, CDs, CMAs, CAs, urban areas and rural areas, by province, 1986 census, 92-109 to 92-120
- CSDs of over 5,000 population, 1981 census, 95-904, 95-945
- CTs, 1981 and 1976 census, 94-911 to 94-946
- CTs, 1981 census, 95-905 to 95-940, 95-946 to 95-981
- CTs, 1986 census, 95-101 to 95-174
- FEDs, 1981 census, 95-901, 95-941
- FEDs, 1986 census, 94-125, 94-126, 94-133, 94-134
- FEDs and CSDs, 1986 census, 92-102
- FEDs and EAs, 1986 census, 92-103
- age, sex and marital status, 1981 census, 92-901
- age, sex and marital status, 1986 census, 93-101
- age, sex and marital status, estimation methods, 91-528E
- birthplace, citizenship, immigration period, 1981 census, 92-913
- characteristics, 63-224
- demographic and income data, by postal code areas, 17-202 to 17-206
- demographic and socio-cultural highlights, 1981 census, 99-959E
- dwellings, households, and families, 1986 census, 93-104
- economic characteristics, by province and census districts, 1981 census, 93-961 to 93-972
- ethnic groups, 1986 census, 93-154
- ethnic origin, 1981 census, 92-911
- families, households, and dwellings, by selected characteristics, province and census districts, 1981 census, 93-913 to 93-924
- for EA's by FED, 1981 census, 94-906
- historical statistics, 11-210
- household income, by province and census districts, 1981 census, 93-949 to 93-960
- households, family, by age, sex, marital status and living arrangements, 1981 census, 92-905
- immigrants and non-immigrants, 1986 census, 93-155
- language, ethnic origin, religion, place of birth, schooling, by province and census districts, 1981 census, 93-925 to 93-936
- language, sex and age, by province, 1986 census, 93-153
- mobility status, 1981 census, 92-907
- mother tongue, 1981 census, 92-902
- mother tongue, 1986 census, 93-102
- mother tongue, official language and home language, 1981 census, 92-910
- 1976 and 1981, FEDs and CSDs, 1981 census, 99-908
- nuptiality and fertility, 1981 census, 92-906
- rank, CDs and CSDs, 1986 census, 92-101
- rank, CMAs and CAs, 1986 census, 92-104
- school attendance and level of schooling, 1981 census, 92-914
- schooling and major field of study, 1986 census, 93-110
- selected social and economic characteristics, by Labour Force Survey economic regions, 1981 census, 93-975
- total income, 1981 census, 92-928
- total income, 1986 census, 93-114
- trends, 11-008E, 11-511E
- unincorporated places, 1986 census, 92-105
- urban and rural areas, 1986 census, 94-129
- Population: age, sex and marital status: Canada, provinces, urban size groups, rural non-farm and rural farm, 1981 census, 92-901**
- Population and dwelling characteristics, census divisions and subdivisions, 1986 census, 94-101 to 94-124**
- Population and dwelling counts, Canada, 1986 census, 92-101 to 92-104**
- Population and dwelling counts, provinces and territories, 1986 census, 92-109 to 92-120**
- Population and dwellings: enumeration areas by federal electoral district and province, 1981 census, 94-906**
- Population change, 91-002. *See also* Migration; Population growth.
- 1871-1986, 98-120
- 1981 census, 99-931
- Population counts, 1976 and 1981: federal electoral districts, 1981 census, 99-908**
- Population distribution
- by province, census districts and urban and rural groups, 1981 census, 93-901 to 93-912
- 1871-1986, 98-120
- 1981 census, 99-931, 99-942
- Population, economic characteristics, 1981 census, 93-961 to 93-972**
- Population: employment income distributions: Canada, provinces, urban size groups, rural non-farm and rural farm, 1981 census, 92-929**
- Population estimates. *See also* Population projections.
- CDs, 1976-1981, 91-521
- CMAs and CDs, 91-211, 91-212
- by marital status, age and sex, 1981-1986, 91-519
- by marital status, age, sex and components of growth, 91-210
- by sex and age, 1981-1986, 91-518
- methodology, 91-528E
- Population estimation methods, Canada, 91-528E**
- Population: ethnic origin: Canada, provinces, urban size groups, rural non-farm and rural farm, 1981 census, 92-911**
- Population: geographic distributions, 1981 census, 93-901 to 93-912**
- Population growth, 91-002, 91-209E, 91-210, 91-524E. *See also* Fertility; Migration; Mortality.
- 1871-1986, 98-120
- elderly, 1986 census, 98-121
- impact on labour market, 71-603E
- 1981 census, 99-931
- projections, 1984-2006, 91-520
- Population: labour force activity: Canada, provinces, urban size groups, rural non-farm and rural farm, 1981 census, 92-915**
- Population: labour force, industry by cultural characteristics: Canada, provinces, 1981 census, 92-922**
- Population: labour force, industry by demographic and educational characteristics: Canada, provinces, urban, rural non-farm and rural farm, 1981 census, 92-921**
- Population: labour force, industry by occupation: Canada, provinces, 1981 census, 92-923**
- Population: labour force, industry trends: Canada, provinces, 1981 census, 92-925**
- Population: labour force, occupation and industry, mobility**

- status: Canada, provinces, 1981 census, 92-927
- Population: labour force, occupation by cultural characteristics: Canada, provinces, 1981 census, 92-918
- Population: labour force, occupation by demographic and educational characteristics: Canada, provinces, urban, rural non-farm and rural farm, 1981 census, 92-917
- Population: labour force: occupation trends: Canada, provinces, 1981 census, 92-920
- Population: language, ethnic origin, religion, place of birth, schooling, 1981 census, 93-925 to 93-936
- Population: mobility status: Canada, provinces, census divisions, census metropolitan areas, 1981 census, 92-907
- Population: mobility status of the labour force: Canada, provinces, urban and rural, census metropolitan areas, selected subprovincial areas, 1981 census, 92-926
- Population: mother tongue: Canada, provinces, urban size groups, rural non-farm and rural farm, 1981 census, 92-902
- Population: mother tongue, official language and home language: Canada, provinces, urban size groups, rural non-farm and rural farm, 1981 census, 92-910
- Population movement. *See* Mobility.
- Population: nuptiality and fertility: Canada, provinces, urban size groups, rural non-farm and rural farm, 1981 census, 92-906
- Population: occupied private dwellings, private households, census families in private households: selected characteristics: census divisions, census metropolitan areas, urbanized core and fringe with components, census subdivisions, census subdivisions of 10,000 population and over, 1981 census, 93-913 to 93-924
- Population: place of birth, citizenship, period of immigration: Canada, provinces, urban size groups, rural non-farm and rural farm, 1981 census, 92-913
- Population: place of work, census agglomerations of 25,000 population and over: census agglomerations of 25,000 population and over, census subdivisions, 1981 census, 92-909
- Population: place of work, census metropolitan areas: census metropolitan areas, census subdivisions, 1981 census, 92-908
- Population: private households, census families in private households; income, census divisions, urban, rural non-farm and rural farm, census metropolitan areas, urbanized core and fringe, 1981 census, 93-949 to 93-960
- Population projections. *See also* Population estimates. 1984-2006, 91-520
- Population projections for Canada, provinces and territories, 1984-2006, 91-520
- Population: religion: Canada, provinces, urban size groups, rural non-farm and rural farm, 1981 census, 92-912
- Population: school attendance and level of schooling: Canada, provinces, urban and rural, 1981 census, 92-914
- Population: total income: Canada, provinces, urban size groups, rural non-farm and rural farm, 1981 census, 92-928
- Population: work activity in 1980: Canada, provinces, 1981 census, 92-916
- Population: worked in 1980: employment income by occupation: Canada, provinces, 1981 census, 92-930
- Population: worked in 1980: employment income by selected characteristics: Canada, provinces, 1981 census, 92-931
- Population: worked since January 1, 1980: industry by labour force and work activity: Canada, provinces, 1981 census, 92-924
- Population: worked since January 1, 1980: occupation by labour force and work activity: Canada, provinces, 1981 census, 92-919
- Pork. *See also* Pigs.
frozen, stocks, 23-203, 32-012
imports, 23-203
- Portable buildings, Metal. *See* Prefabricated buildings, Metal.
- Ports
cargo tonnage handled, 54-205
- Postgraduation plans of Ph.D. graduates, 81-259
- Postal service
postal code index, 17-202 to 17-206
- Postcensal annual estimates of population by marital status, age, sex and components of growth for Canada, provinces and territories, 91-210
- Postcensal annual estimates of population for census divisions and census metropolitan areas, (component method), 91-212
- Postcensal annual estimates of population for census divisions and census metropolitan areas, (regression method), 91-211
- Postcensal estimates of families, Canada, provinces and territories, 91-204
- Postsecondary education. *See also* Community colleges; Universities; Vocational training.
community college, enrolment and graduates, 81-222
demographic profile, historical data, 13-579, 13-579S
finance, 81-208
finance, historical statistics, 81-560
inventory of census information, 1981 census, 99-954E
- Potato chips. *See* Snack food.
- Potatoes. *See also* Field crops; Vegetables.
area planted, yield and production, 22-008
consumption, 32-230
- Poultry. *See also* Eggs; Hens and chickens; Turkeys.
consumption, 32-229
data collection and estimating procedures, 21-602E no. 2
feed, shipments, 32-004
frozen, stocks, 23-003, 32-217
1981 census, 96-901 to 96-911, 96-914
1986 census, 96-102 to 96-112
products, industry, 32-250, 32-250B
- Poultry meat
frozen, stocks, 23-003
supply and disposition, 23-202
- Poverty-level income. *See* Low income.
- Power boilers
industry, 41-251, 41-251B
- Power plants. *See also* Electric power; Power transmission equipment; Turbines.
electric, 57-204
electric, inventory, 57-206
- Power transmission equipment. *See also* Power plants.
industry, 42-250, 42-250B
- Precast concrete. *See* Concrete.
- Precious metal industries, 47-250, 47-250B. *See also* Gold; Metal industries; Silver.
principal statistics, 31-203
- Prefabricated buildings
metal, industry, 41-251, 41-251B
wooden, industry, 35-250, 35-250B
- Prefabricated houses. *See* Prefabricated buildings.
- Preliminary statement of Canadian international trade (H.S. based), 65-001P
- Prentice, B., 89-502E

Pretzels. *See* Snack food.

Price indexes, 62-602, 65-001, 65-001P. *See also* Implicit price indexes; Prices.

construction price indexes, 62-007

consumer price index, 62-001, 62-010, 62-553, 62-557E, 62-606E

consumer price index, teaching kit, 62-603E

farm input price index, 62-004

farm product price index, 62-003

industrial product price indexes, 62-556

industry price indexes, 62-011

research and development expenditures, 88-509

travel price index, 87-003

Price indexes for Canadian industrial research and development expenditures, 88-509

Price level measurement: proceedings from a conference sponsored by Statistics Canada, 62-602

Prices, 11-010. *See also* Expenditure; Price indexes.

consumer, 62-010

historical statistics, 11-210

measurement, 62-602

Primary iron and steel, 41-001

Primary metal industries, 41-250, 41-250B

Primary textile industries, 34-250, 34-250B

Principal vital statistics by local areas, 84-542

Printing and publishing. *See also* Publishing.

industries, 36-251, 36-251B

capacity utilization, 31-003

inputs, summary, 36-251

inventories, 31-001, 36-251B

materials and supplies used, 36-251

orders, 31-001

packaging materials used, 36-251

principal statistics, 31-203, 36-251, 36-251B

principal statistics, sub-provincial, 31-209

shipments, 31-001, 36-251

shipments, destination by province, 31-530

Printing inks. *See* Inks.

Printing, publishing and allied industries, 36-251, 36-251B

Prisons. *See* Corrections.

Private and public investment in Canada, intentions, 61-205

Private and public investment in Canada, revised intentions, 61-206

Private households, income: Canada, provinces, urban size groups, rural non-farm and rural farm, 1981 census, 92-934

Private households, selected characteristics: Canada, provinces, urban size groups, rural non-farm and rural farm, 1981 census, 92-933

Private households: type, number of persons, composition: Canada, provinces, urban size groups, rural non-farm and rural farm, 1981 census, 92-904

Proceedings of a Workshop on Demographic Trends and their Impact on the Canadian Labour Market, 71-603E

Production and disposition of tobacco products, 32-022

Production and inventories of process cheese and instant skim milk powder, 32-024

Production and sales of phonograph records and pre-recorded tapes in Canada, 47-004

Production and shipments of blow-moulded plastic bottles, 47-006

Production and shipments of steel pipe and tubing, 41-011

Production and stocks of eggs and poultry, 23-003

Production and stocks of tea, coffee and cocoa, 32-025

Production and value of honey and maple products, 23-211

Production of poultry and eggs, 23-202

Production of selected biscuits, 32-026

Production, sales and stocks of major appliances, 43-010

Production, shipments and stocks on hand of sawmills east of the Rockies (excluding Newfoundland and Prince Edward Island), 35-002

Production, shipments and stocks on hand of sawmills in British Columbia, 35-003

Productivity indexes

labour, 15-204

Products and services, 1986 census, 99-102E, 99-103E

Products shipped by Canadian manufacturers, 31-211

Professors. *See* University teachers.

A Profile of Canadian agriculture, 1986 census, 96-113

Profile of courts in Canada, 85-511E

Profile of ethnic groups, 1986 census, 93-154

A Profile of the disabled, 1986 census, 98-126

Profile of the immigrant population, 1986 census, 93-155

Property crimes, 85-205

Property management. *See* Building management.

Provincial and territorial government employment, 72-007

Provincial census tracts, 1986 census, 99-122 to 99-125

Provincial economic accounts: annual estimates, 13-213

Provincial economic accounts: historical issue 1961-1986, 13-213S

Provincial economic accounts: preliminary estimates, 13-213P

Provincial government

assets and liabilities, source and application of funds, 68-209

employment, 72-007

enterprises, financial statistics, 61-204

expenditures on culture, 87-206

revenue and expenditure, 68-207

Provincial government enterprise finance, 61-204

Provincial government finance, assets, liabilities, source and application of funds, 68-209

Provincial government finance, revenue and expenditure, 68-207

Provincial gross domestic product by industry, 15-203

Psychiatric hospitals. *See also* Mental health.

separations, 83-204

Public administration. *See also* Government.

federal, employment, 72-004

federal, employment in metropolitan areas, 72-205

local, employment, 72-009

provincial and territorial, employment, 72-007

Public finance. *See* Government finance.

Public libraries

resources, finances and circulation, 87-205, 87-205S

Public libraries in Canada, 87-205

Public libraries in Canada: a three year digest, 87-205S

Public service. *See* Public administration.

Publications

census 1986, catalogue, 99-102E, 99-103E

current, catalogue, 11-204E

new releases, 11-001E, 11-002E

on women, 11-523E

uncatalogued, listing, 11-207, 11-207S

Publishing. *See also* Arts; Printing and publishing.

books, industry, 87-210

industries, 36-251, 36-251B

economic statistics, 87-532

periodicals, industry, 87-203

Pulp and paper. *See also* Building board; Wood, industries.

industries, 25-202, 36-250, 36-250B

Pulp chips. *See also* Wood pulp.

production, shipments, stocks, 35-001

production, shipments, stocks, British Columbia, 35-003
Pulpwood. **See also** Wood pulp.

production, consumption and inventories, 25-001

Pulpwood and wood residue statistics, 25-001

Pumps

industry, 42-250, 42-250B

Purses. **See** Luggage.

Q

Quarries and sand pits, 26-225

Quarterly demographic statistics, 91-002

Quarterly estimates of the Canadian balance of international payments, 67-001, 67-001P

Quarterly estimates of trustee pension funds, 74-001

Quarterly hospital information system, hospital indicators, 83-002

Quarterly report on energy supply-demand in Canada, 57-003

Quarterly shipments of office furniture products, 35-006

Quebec

statistical history, 11-606E

Quebec Pension Plan, 86-507. **See also** Pensions.

Questionnaires. **See also** Census forms; Surveys.

development and design, 12-519E

inventory index, 12-205S

inventory (microfiche), 12-205M

R

R & D. **See** Research and development.

Race. **See** Ethnicity.

Radio

broadcasting industry, 56-204

Radio and television broadcasting, 56-204

Radio and television sets

industry, 43-250, 43-250B

Railway carloadings, 52-001

Railway operating statistics, 52-003

Railway rolling stock, 52-215

industry, 42-251, 42-251B

Railway ties

production, shipments, stocks, 35-002

production, shipments, stocks, British Columbia, 35-003

Railway tracks, 52-215

Railway transport in Canada, commodity statistics, 52-211

Railway transport in Canada, general statistics, 52-215

Railway transport, railway commodity origin and destination statistics, 52-214

Railways, 50-002

carloadings, 52-001

employment, 52-215

financial statistics, 52-215

freight and passengers, 52-215

freight by commodity, 52-211

operating statistics, 52-003

rolling stock industry, 42-251, 42-251B

Rape. **See** Sexual offences.

Rapport, D., 11-510

Rashid, A., 13-578, 99-958

Raw materials price index. **See** Industry price indexes.

Reading. **See also** Books; Recreation.

consumer price index, 62-001

Record linkage

administrative and survey data on businesses, 18-501E

Record players. **See** Sound equipment.

Records

and tapes, 87-202

industry, 47-250, 47-250B

Recreation, 11-402E, 11-403E, 11-511E, 87-401. **See also** Lifestyle; Parks.

arts and culture, 87-527

consumer price index, 62-001

industry, 63-233

television viewing, 87-208

Reed, P., 89-502E

Reference maps. **See also** Geographical classification;

Geostatistical areas.

CDs and CSDs, 1981 census, 99-907

CDs and CSDs, 1986 census, 99-115

CMAs, 1981 census, 99-919 to 99-930

CMAs and CAs, 1981 census, 99-906

CMAs and CAs, 1986 census, 99-116

CTs, 1986 census, 95-101 to 95-174 pt. 1

block-face geocoding, 99-976

census mapping program, 99-972

geographical classification, 12-572

Reference maps: census divisions and subdivisions, 1981

census, 99-907

Reference maps: census metropolitan areas and census agglomerations, 1981 census, 99-906

Refined petroleum and coal products industries, 45-250, 45-250B

Refined petroleum products, 45-004

Reformatories. **See** Corrections.

Refractories

industry, 44-250, 44-250B

Refrigeration equipment

industry, 42-250, 42-250B

Registrations, Motor vehicle. **See** Motor vehicle registrations.

Relationship to person 1 and family characteristics: 1981 census head office processing results, 99-944

Religion. **See also** Ethnicity.

by province and census districts, 1981 census, 93-925 to 93-936

Muslim, 1981 census, 99-958

1981 census, 92-911, 92-912

Rentals and leasing

automobiles and trucks, machinery and equipment, 63-232

machinery and equipment, small business profile, Canada and provinces, 61-601E to 61-613E

Repair construction

value of work performed, 64-201

Repair expenditure. **See** Capital expenditure.

Repair services, 63-232

small business profile, Canada and provinces, 61-601E to 61-613E

Report of the Canadian Health and Disability Survey, 1983-1984, 82-555E

Report on fur farms, 23-208

Report on the demographic situation in Canada, 91-209E

Research and development, 88-001. **See also** Science;

Technology.

expenditures, 88-203, 88-506E

expenditures and output, 88-201

expenditures, price indexes, 88-509

indicators, 88-505E

industrial, 88-202

personnel, 88-508E

Residential care. **See** Special care.

Residential care facilities, 83-236

Residential care facilities for mental disorders, 83-238

Residential care facilities for the aged, 83-237

Residential care facilities in Canada, List of, 83-221

Residential construction. **See also** Dwellings; Housing.
 contractors, establishments, output, labour, revenue and expenditure, 64-208
 starts and completions, 64-002
 value of work performed, 64-201

Residential general contractors and developers, 64-208

Resins, Synthetic. **See** Synthetic resins.

Resources for research and development in Canada (with estimates), 88-203

Restaurant, caterer and tavern statistics, 63-011

Restaurant furniture. **See** Hotel, restaurant and institutional furniture.

Restaurants, 87-401. **See also** Food.
 receipts, 63-011
 small business profile, Canada and provinces, 61-601E to 61-613E

Results from a special survey of employers, 71-535 no. 3

Results from the absence from work surveys, 1978 to 1981, 71-601 no. 32

Retail chain and department stores, 63-210

Retail stores. **See** Stores.

Retail trade, 63-223. **See also** Sales; Stores.
 chain and department stores, 63-210
 chain and independent stores, by kind of business, 63-005
 drug stores, operating results, 63-607
 florists, operating results, 63-608
 jewellery stores, operating results, 63-609
 men's clothing, operating results, 63-603
 sales per selling area, by kind of business, 61-522
 seasonal variations, 16-502

Retail trade, 63-005

Retirement pensions
 private, 1971-1985, 13-588 no. 2

Revenue, Business. **See** Income.

Revenue, Government. **See** Government revenue.

Revisions to the treatment of imputed house rents in the Canadian farm accounts, 1926-1979, 21-601E no. 10

Richmond, A., 91-536E

Ridings. **See** Federal electoral districts.

Rigid insulating board, 36-002

Road motor vehicles, fuel sales, 53-218

Road motor vehicles, registrations, 53-219

Road transport, 50-002. **See also** Motor carriers; Motor vehicles.
 fuel sales, 53-218

Roads. **See** Highways.

Robbery, 85-205

Robinson, P., 99-962

Rolled steel. **See** Metal rolling.

Rolling (Metals). **See** Metal rolling.

Romaniuc, A., 91-524E

Roofing. **See also** Construction materials; Shingles and shakes.
 asphalt, industry, 36-250, 36-250B
 asphalt, production and shipments, 45-001

Rope. **See** Cordage.

Ross, G., 99-978

Round wood. **See** Logging.

Rubber hose and belting
 industry, 33-250, 33-250B

Rubber products
 industries, 33-250, 33-250B
 capacity utilization, 31-003
 inputs, summary, 33-250
 inventories, 31-001, 33-250B
 materials and supplies used, 33-250

orders, 31-001
 packaging materials used, 33-250
 principal statistics, 31-203, 33-250, 33-250B
 principal statistics, sub-provincial, 31-209
 shipments, 31-001, 33-250
 shipments, destination by province, 31-530

Rubber and plastic products industries, 33-250, 33-250B

Rugs. **See** Carpets.

Rural areas. **See also** Geographical classification; Urban areas.
 1981 census, 99-909 to 99-912, 99-942

Rural population. **See also** Population distribution.

by province and census districts, 1981 census, 93-901 to 93-912

dwellings, households, and families, 1986 census, 94-129
 1981 census, 99-942

S

Salad oil. **See** Oils and fats.

Salaries and salary scales of full-time teaching staff at Canadian universities, 81-258, 81-258P, 81-258S

Salaries and wages. **See also** Earnings.

by industry and province, 72-005

full-time university teachers, 81-258, 81-258P, 81-258S

men and women, 13-217

Sales. **See also** Orders; Retail trade; Shipments.

alcoholic beverages, 63-202

campus book stores, 63-219

department stores, 63-002

direct selling, 63-218

monthly, department stores, by province and metropolitan area, 63-004

new motor vehicles, 63-007

retail, 63-005, 63-223

retail, per selling area, by kind of business, 61-522

retail, regional breakdowns of seasonal variations, 16-502

Sales per selling area of independent retailers, 61-522

Salt

production and shipments, 26-224

Sampling

methodology, 12-602E

Sand and gravel

treatment, shipments and consumption, 26-225

Sashes. **See** Doors and windows.

Satin, A., 12-602E

Sawmill machinery

industry, 42-250, 42-250B

Sawmills

industry, 25-202, 35-250, 35-250B

production, shipments and stocks, 35-002

production, shipments and stocks, British Columbia, 35-003

School attendance. **See also** Enrolment.

inventory of census information, 1981 census, 99-954E

1981 census, 92-914, 99-938

School buses. **See** Buses.

Schooling allowances. **See** Family allowances.

Schooling and major field of study, 1986 census, 93-110

Schooling in Canada, 1981 census, 99-938

Schooling level, 81-229. **See also** Degrees; Education.

CDs and CSDs, 1986 census, 94-101 to 94-124 pt. 2

CMAAs and CAs, 1986 census, 94-128

CTs, 1986 census, 95-101 to 95-174 pt. 2

FEDs, 1986 census, 94-126, 94-134

and years of schooling, census data, 13-579, 13-579S

by occupation, 1986 census, 93-157

ethnic groups, 1986 census, 93-154

- immigrant and non-immigrant population, 1986 census, 93-155
- interprovincial migrants, 1986 census, 93-108
- inventory of census information, 1981 census, 99-954E
- 1981 census, 92-914, 99-938
- 1986 census, 93-110, 98-134
- Schools. **See also** Elementary education; Secondary education.
 - enrolment, 81-210
- Science, 11-402E, 88-001. **See also** Research and development; Technology.
 - federal government establishments, 88-206E
 - federal government expenditures, 88-204
 - indicators, 88-201, 88-501E, 88-502E, 88-503E, 88-504E, 88-506E, 88-507E, 88-508E
 - journals and research papers, evaluation, 88-501E, 88-507E
- Science and technology indicators, 88-201**
- Science statistics, 88-001**
- Scientific equipment
 - industries, 47-250, 47-250B
 - principal statistics, 31-203
- Scientific services, 63-232. **See also** Laboratories.
 - establishments, 63-537
 - federal government, directory, 88-206E
- Scientists, 88-201, 88-508E
- Screws. **See** Metal fasteners.
- Sculpture. **See** Visual arts.
- Seasonal variations in the Canadian economy: retail trade, 16-502**
- Seasonality
 - retail trade, 16-502
- Second language education. **See** Language education.
- Secondary education
 - enrolment, 81-210
 - finance, 81-208
 - finance, historical statistics, 81-560
 - inventory of census information, 1981 census, 99-954E
- Security transactions with non-residents, 67-002**
- Selected publications, 11-009E**
- Selected service industries in Canada, 63-231**
- Self-employment, 71-536
 - survey, 71-535 no. 3
- Self-employment in Canada, 71-601 no. 45**
- Self-employment income. **See** Earnings.
- Senior citizens. **See** Elderly.
- The seniors boom: dramatic increases in longevity and prospects for better health, 89-515**
- Separation, 99-963. **See also** Divorces; Marriages.
- Service industries, 11-402E, 11-403E
 - international trade, 67-203, 67-510
 - revenue, expenses, client base and employment, 63-232, 63-233
 - small business profiles, Canada and provinces, 61-601E to 61-613E
- Service stations and garages. **See also** Motor vehicles.
 - small business profile, Canada and provinces, 61-601E to 61-613E
- Sex distribution. **See** Age-sex distribution.
- Sexual offences, 85-205
- Shakes. **See** Shingles and shakes.
- Shastry, W., 12-602E**
- Sheep. **See also** Mutton and lamb; Wool.
 - number on farms, 23-008
 - number on farms, farm values, prices, slaughter, imports and exports, 23-203
- Shingles and shakes. **See also** Roofing.
 - industry, 25-202, 35-250, 35-250B
- Shipbuilding. **See also** Vessels.
 - and repair industry, 42-251, 42-251B
- Shipments. **See also** Manufacturing; Sales.
 - manufacturing industries, 31-001, 31-211, 31-530
 - destination by province, 31-530.
- Shipments of animal and poultry feeds, 32-004**
- Shipments of plastic film and bags manufactured from resin, 47-007**
- Shipments of solid fuel burning heating products, 25-002**
- Shipping. **See also** Vessels; Water transport.
 - domestic and international, 54-205
- Shipping in Canada, 54-205**
- Shirts
 - industry, 34-252, 34-252B
- Shoes. **See** Footwear.
- Shortening oil. **See** Oils and fats.
- Sickness benefits. **See** Unemployment insurance.
- Signs and displays
 - industry, 47-250, 47-250B
 - principal statistics, 31-203
- Silver. **See also** Precious metal industries.
 - prices, 26-201
 - production and shipments, 26-223
- Silverware
 - industry, 47-250, 47-250B
- Singh, F., 99-971**
- Single persons. **See** Unattached individuals.
- Single-parent families. **See** Lone-parent families.
- Skim milk powder. **See** Milk, Skim powder.
- Slaughtering. **See also** Livestock.
 - cattle and calves, pigs, sheep and lambs, 23-203
- Small area data. **See also** Federal electoral districts; Geostatistical areas.
 - municipal, index, 11-515
 - problems, 99-971
 - sub-provincial, guide, 12-566
- Small business in Canada, a statistical profile, 61-231**
- Small business profiles, 61-601E to 61-613E**
- Small businesses, 61-231
 - financial profiles, Canada and provinces, 61-601E to 61-613E
- Smelting and refining
 - metal industries, 41-250, 41-250B
- Smoking
 - adults, 11-612E no. 1
- Snack food
 - industry, 32-250, 32-250B
- Soaps
 - industry, 46-250, 46-250B
- Social allowances, 86-510, 86-511. **See also** Elderly; Handicapped.
- Social conditions, 11-008E, 11-402E, 11-403E, 11-511E. **See also** Economic conditions.
- Social security, 11-402E, 11-403E, 11-511E. **See also** Canada Pension Plan; Health insurance; Quebec Pension Plan; Unemployment insurance; Workers compensation.
 - national programs, 86-506 to 86-511
 - provincial and territorial programs, 86-501, 86-502
 - trends, 11-008E
- Social security, national programs. Volume 2, Unemployment insurance, 1984, 86-506**
- Social security, national programs. Volume 3, Canada and Quebec pension plans, 1984, 86-507**
- Social security, national programs. Volume 4, Family allowances and related programs, 1982, 86-508**
- Social security, national programs. Volume 5, Old age security, guaranteed income supplement and spouse's allowance, 1982, 86-509**

- Social security, national programs. Volume 6, Social allowances and services, 1982, 86-510**
- Social security, national programs. Volume 7, Other programs, 1982, 86-511**
- Social support
for the elderly, 11-612E no. 1, 89-508
- Socio-economic characteristics of farm operators, 1986 census, 96-114**
- Sod. **See also** Nursery products.
industry, 22-203
- Soft drinks
industry, 32-251, 32-251B
production, 32-001
- Softwood lumber. **See** Lumber.
- Sound equipment
industry, 43-250, 43-250B
- Sound recording. **See also** Arts.
industry, 47-250, 47-250B, 87-527
economic statistics, 87-532
principal statistics, 31-203
market and industry, 87-202
- Sows. **See** Pigs.
- Special care. **See also** Alcoholics; Elderly; Handicapped; Hospitals.
facilities, 83-236
facilities, directory by province, 83-221
for mental disorders, 83-238
for the elderly, 83-237
- Special trade contractors, 64-210**
- Specialization ratios
industrial, in manufacturing, mining and logging industries, 31-402
- Specified domestic electrical appliances, 43-003**
- Spectacles. **See** Ophthalmic goods.
- Spinelli, J., 82-565, 84-544**
- Spirits
industry, 32-251, 32-251B
- Sporting goods
industry, 47-250, 47-250B
principal statistics, 31-203
- Sports industry, 63-233
- Sportswear
industry, 34-252, 34-252B
- Spouse's allowance. **See** Old age security.
- Spraying, Crop. **See** Crop spraying.
- Spring water. **See** Soft drinks.
- Springs. **See also** Mattresses.
upholstery and coil springs, industry, 41-251, 41-251B
- Stamped and pressed metal products
industries, 41-251, 41-251B
- Stampings, Motor vehicle. **See** Motor vehicles, accessories, parts and assemblies industries.
- Standard Classification of Goods, 1988: based on the Harmonized Commodity Description and Coding System, 12-580E**
- Standard Geographical Classification: SGC, 1986, 12-571 to 12-573**
- Standard Industrial Classification, 1980, 12-501E**
- Standard Industrial Classification. Supplement, 12-501E Suppl.**
- Standard Occupational Classification, 1980, 12-565E**
- Staples
production and shipments, 41-006
- Stationery
industry, 36-250, 36-250B
sales, campus bookstores, 63-219
- Statistical methodology. **See** Methodology.
- Statistics Canada catalogue, 11-204E**
- Steel. **See** Iron and steel.
- Steel plate. **See also** Iron and steel.
industry, 41-251, 41-251B
- Steel wire and specified wire products, 41-006**
- Steering and suspension, Motor vehicle. **See** Motor vehicles, accessories, parts and assemblies industries.
- Steers. **See** Cattle.
- Stereo equipment. **See** Sound equipment.
- Stevens, P., 12-519E**
- Stillbirths, 84-204. **See also** Births; Mortality.
by local areas, 84-542
- Stocks of food commodities in cold storage and other warehouses, 32-217**
- Stocks of frozen meat products, 32-012**
- Stocks on hand. **See** Inventories.
- Stone
shipments, 26-225
- Stone, L., 89-508, 89-515, 98-121**
- Storage tanks. **See** Tanks.
- Stores. **See also** Book stores; Chain stores; Department stores; Drug stores; Florists; Independent stores; Retail trade.
retail, sales per selling area, by kind of business, 61-522
small business profiles, Canada and provinces, 61-601E to 61-613E
- Stoves
heating and cooking, shipments, 25-002
- Street index: post-census, 1981 census, 94-951 to 94-988**
- Streetcars, 53-003
establishments, 53-215
- Streets. **See** Highways.
- Structural materials. **See** Construction materials.
- Structural metal products
industries, 41-251, 41-251B
- Student aid
international students, 81-261
- Student enrolment. **See** Enrolment.
- Students
international, 81-261
- Sub-provincial data. **See** Small area data.
- Subprovincial data for Alberta, 82-611**
- Subprovincial data for British Columbia, 82-612**
- Subprovincial data for Manitoba, 82-609**
- Subprovincial data for New Brunswick, 82-606**
- Subprovincial data for Newfoundland, 82-603**
- Subprovincial data for Nova Scotia, 82-605**
- Subprovincial data for Ontario, 82-608**
- Subprovincial data for Prince Edward Island, 82-604**
- Subprovincial data for Quebec, 82-607**
- Subprovincial data for Saskatchewan, 82-610**
- Subterritorial data for Northwest Territories, 82-614**
- Subterritorial data for Yukon, 82-613**
- Subsidies. **See** Transfer payments.
- Subways, 53-003
establishments, 53-215
- Sugar
acquisition, stocks, production, shipments, 32-013
and chocolate confectionery, industry, 32-250, 32-250B
and syrups, consumption, 32-229
cane and beet, industry, 32-250, 32-250B
- The sugar situation, 32-013**
- Suits
industry, 34-252, 34-252B
- Summary guide: sample population, 1981 census, 99-903**
- Summary guide: total population, 1981 census, 99-902**

- Summary of Canadian international trade (H.S. based),**
65-001
- Supplement to "Historical tables for census education data,
1971, 1976 and 1981",** 13-579S
- Supplementary documents, Listing of,** 11-207
- Supplementary measures of unemployment, an update,**
71-601 no. 41
- Support groups. *See* Social support.
- Surface and marine transport,** 50-002
- Surgery
and hospital treatments, 82-208
classification, 82-562E (1986)
- Surgical and medical products, Textile. *See* Hygiene products,
Textile.
- Surgical procedures and treatments,** 82-208
- Survey methodology,** 12-001
- Survey of Canadian nursery trades industry,** 22-203
- Survey of the Self-Employed, 71-535 no. 3
- Survey sampling: a non-mathematical guide,** 12-602E
- Surveys. *See also* Censuses; Questionnaires.
directory of survey research organizations, 11-610
methodology, 12-001, 12-519E, 12-602E
- Sweaters
industry, 34-252, 34-252B
- Swine. *See* Pigs.
- Switchgear, Electric. *See* Electric switchgear.
- Synthetic fibres. *See* Fibres, Man-made.
- Synthetic resins
industry, 46-250, 46-250B
production, 46-002
- Synthetic rubber. *See* Rubber products.
- The system of government financial management statistics,**
68-507E
- System of national accounts. *See* National accounts.

T

- Tanks
metal, industry, 41-251, 41-251B
- Tanneries. *See* Leather.
- Tape recorders. *See* Sound equipment.
- Tapes
and records, 87-202
industry, 47-250, 47-250B
- Tar and asphalt, felts and sheathings, 45-001
- Tarpaulins. *See* Canvas.
- Taverns and bars. *See also* Alcoholic beverages.
receipts, 63-011
- Taxes, Income. *See* Income taxes.
- Taxis. *See also* Motor carriers.
small business profile, Canada and provinces, 61-601E to
61-613E
- Tea
industry, 32-250, 32-250B
production and stocks, 32-025
- Teachers. *See also* University teachers.
by type of institution, 81-220
community colleges and vocational schools, 81-254
full-time, 81-229
postsecondary, by teaching field, 88-508E
- Teachers in universities,** 81-241
- Technologists, 88-201, 88-508E
- Technology, 11-402E, 88-001. *See also* Research and
development.
federal government establishments, 88-206E
federal government expenditures, 88-204
indicators, 88-201, 88-501E, 88-502E, 88-503E, 88-504E,
88-505E, 88-506E, 88-507E, 88-508E
journals and research papers, evaluation, 88-501E, 88-507E
payments and receipts, 88-502E
- Technology and commodity trade,** 88-503E
- Technology transfer, 88-201, 88-502E, 88-503E
- Teenagers. *See* Youth.
- Telecommunications, 56-001. *See also* Broadcasting; Telephone.
carriers, operating statistics, 56-201
equipment, industry, 43-250, 43-250B
- Telecommunications equipment
industry, 43-250, 43-250B
- Telecommunications statistics,** 56-201
- Telephone
systems and services, 56-002, 56-203
- Telephone statistics,** 56-002, 56-203
- Television. *See also* Recreation, Videos.
broadcasting industry, 56-204
cable, 56-205
equipment industry, 43-250, 43-250B
viewing, 87-208
- Tents (excluding oxygen) *See* Canvas.
- Tenure
farm land, 1981 census, 96-920
- Terminology. *See* Definitions.
- Textile products. *See also* Fibres.
industries, 34-251, 34-251B
capacity utilization, 31-003
inputs, summary, 34-251
inventories, 31-001, 34-251B
materials and supplies used, 34-251
orders, 31-001
packaging materials used, 34-251
principal statistics, 31-203, 34-251, 34-251B
principal statistics, sub-provincial, 31-209
shipments, 31-001, 34-251
shipments, destination by province, 31-530
- Textile products industries,** 34-251, 34-251B
- Textiles. *See also* Clothing.
industries, 34-250, 34-250B
capacity utilization, 31-003
inputs, summary, 34-250
inventories, 31-001, 34-250B
materials and supplies used, 34-250
orders, 31-001
packaging materials used, 34-250
principal statistics, 31-203, 34-250, 34-250B
principal statistics, sub-provincial, 31-209
shipments, 31-001, 34-250
shipments, destination by province, 31-530
- Theatre
companies, 87-209
- Theft, 85-205
- Therapeutic abortions,** 82-211
- Therapeutic abortions, Canada,** 82-546
- Therapy. *See also* Health care.
classification, 82-562E (1986)
- Threlfall, W.,** 82-565, 84-544
- Ties *See* Railway ties.
- Tiles, Floor. *See* Floor coverings.
- Timber. *See* Forests.
- Tire cord fabrics
industry, 34-251, 34-251B
- Tires
and tubes, industry, 33-250, 33-250B
- Tobacco. *See also* Field crops.

- industry, 32-251, 32-251B
- production and disposition, 32-022
- Tobacco products**
 - consumer price index, 62-001
 - industry, 32-251, 32-251B
 - capacity utilization, 31-003
 - inputs, summary, 32-251, 32-251B
 - inventories, 31-001, 32-251B
 - materials and supplies used, 32-251
 - orders, 31-001
 - packaging materials used, 32-251
 - principal statistics, 31-203, 32-251, 32-251B
 - principal statistics, sub-provincial, 31-209
 - production and disposition, 32-022
 - shipments, 31-001, 32-251
 - shipments, destination by province, 31-530
- Toilet preparations**
 - industry, 46-250, 46-250B
- Toiletries.** *See* Toilet preparations.
- Tools.** *See also* Machinery and equipment.
 - hand tools and implements, industry, 41-251, 41-251B
- Toronto 150: portrait of a changing city, 11-605E**
- Toronto statistical portrait, 11-605E
- Total income: individuals, 1986 census, 93-114**
- Touriscope**
 - Domestic travel, Canadians travelling in Canada, 87-504
 - International travel, 66-001, 66-001P, 66-201
 - Tourism in Canada, 87-401
 - Travel-log, 87-003
- Tourism.** *See also* Recreation; Travel.
 - domestic, 87-401
 - industries, employment, 87-401
- Tourism in Canada, 87-401**
- Tourist accommodation. *See* Accommodation.
- Tourists. *See* Travellers.
- Towards a comprehensive framework for environmental statistics: a stress-response approach, 1979, 11-510**
- Toys and games**
 - industry, 47-250, 47-250B
 - principal statistics, 31-203
- Trade, 11-010.** *See also* Commodities; International trade;
 - Interprovincial trade; Merchandising.
 - historical statistics, 11-210
- Trade classification.** *See* Commodity classification.
- Trade contractors.** *See* Contractors.
- Trade schools.** *See also* Community colleges; Vocational training.
 - educational staff, 81-254
- Trade unions.** *See* Labour unions.
- Trailers.** *See also* Trucks.
 - industry, 42-251, 42-251B
- Training, Vocational.** *See* Vocational training.
- Trains.** *See* Railway rolling stock.
- Transfer payments.** *See also* Social security.
 - intergovernmental, 13-213
 - intergovernmental, 1961-1986, 13-213S
 - to farmers, 21-603E
- Transformers, Electric.** *See* Electric transformers.
- Transportation, 11-010, 11-402E.** *See also* Air transport; Carriers;
 - Pipelines; Railways; Road transport; Travel; Urban transit; Water transport.
 - consumer price index, 62-001
 - historical statistics, 11-210
- Transportation equipment.** *See also* Aircraft; Motor vehicles;
 - Railway rolling stock.
 - industries, 42-251, 42-251B
 - capacity utilization, 31-003
 - inputs, summary, 42-251
 - inventories, 31-001, 42-251B
 - materials and supplies used, 42-251
 - orders, 31-001
 - packaging materials used, 42-251
 - principal statistics, 31-203, 42-251, 42-251B
 - principal statistics, sub-provincial, 31-209
 - shipments, 31-001, 42-251
 - shipments, destination by province, 31-530
- Transportation equipment industries, 42-251, 42-251B**
- Trant, M., 21-601E no. 10**
- Travel.** *See also* Transportation.
 - domestic and international, by Canadians, 87-003, 87-401
 - domestic, by Canadians, 87-504
 - in Canada, by foreign visitors, 87-003
 - international, between Canada and other countries, 66-001, 66-001P, 66-201
 - services, 63-232
- Travel price index, 87-003**
- Traveller accommodation statistics, 63-204**
- Travellers**
 - accommodation, 63-204
 - Canadian, 87-003
 - Canadian, in Canada, 87-504
 - Canadian, in other countries, 66-001, 66-001P, 66-201
 - foreign, in Canada, 66-001, 66-001P, 66-201, 87-401
- Travel-log, 87-003**
- Trends in occupation and industry, 1986 census, 98-135**
- Trois-Rivières**
 - statistical profile, 11-607E
- Trois-Rivières: a metropolitan profile, 11-607E**
- Trolley coaches.** *See* Buses.
- Trucking, 50-002, 53-222.** *See also* Freight.
 - small business profile, Canada and provinces, 61-601E to 61-613E
- Trucking in Canada, 53-222**
- Trucks, 53-222.** *See also* Farm equipment.
 - truck body industry, 42-251, 42-251B
- Trust companies**
 - financial statistics, 61-006
- Trusteed pension funds, financial statistics, 74-201**
- Tuberculosis statistics, morbidity and mortality, 82-212**
- Tubes.** *See* Pipes.
- Tuition and living accommodation costs at Canadian universities, 81-219**
- Tuition fees.** *See also* Universities.
 - for international students, 81-261
 - universities, 81-219
- Turbines.** *See also* Power plants.
 - machinery industry, 42-250, 42-250B
- Turf.** *See* Sod.
- Turkeys**
 - frozen, stocks, 23-003
 - production, disposition and farm value, 23-202
- Twine.** *See* Cordage.
- Typesetting**
 - industry, 36-251, 36-251B

U

- Unattached individuals.** *See also* Families; Marital status; Persons
 - living alone.
 - CDs and CSDs, 1981 census, 98-901 to 98-912
 - CDs and CSDs, 1986 census, 94-101 to 94-124 pt. 1
 - CMAAs and CAs, 1986 census, 94-127
 - CTs, 1986 census, 95-101 to 95-174 pt. 1

FEDs, 1986 census, 94-125, 94-133
 elderly, support groups for, 89-508
 in households, by age, sex, marital status, and living arrangements, 1981 census, 92-905
 in households, selected characteristics, 1981 census, 92-935
 income distribution, 13-206, 13-207, 13-208
 income, 1970-1980, 1981 census, 99-941
 labour force characteristics, 71-533
 living alone, 1981 census, 99-934
 living alone, teaching kit, 11-518E
 1986 census, 93-106
 selected social and economic characteristics, by Labour Force Survey economic regions, 1981 census, 93-975
 wealth distribution, 13-580

Underwear
 industry, 34-252, 34-252B

Unemployed
 1981 census, 92-915
 1986 census, 93-111

Unemployment, 71-001, 71-001P. **See also** Employment; Labour force.
 annual averages, 71-529
 historical statistics, 71-201
 men, 71-206
 older workers, 71-208
 postsecondary graduates, 89-518
 rates and measurements, 71-601 no. 41
 rates, historical statistics, 71-201
 women, 71-205, 71-534
 women, 1981 census, 99-940
 youth, 71-207

Unemployment insurance, 86-506. **See also** Unemployed.
 absent workers, 71-601 no. 32
 benefit periods, beneficiaries, contributors, and contributions, 73-201
 claims, benefits, beneficiaries, contributions, 73-202S
 claims, benefits, beneficiaries, entrance requirements, 73-001

Unemployment insurance statistics, 73-001

Unemployment insurance statistics, annual supplement, 73-202S

Uniforms. **See** Occupational clothing.

Unincorporated places, 1986 census, 92-105

Union formation and dissolution: results from the 1984 Family History Survey, 99-963

Unions. **See** Labour unions.

Universities. **See also** Degrees; Graduates; Postsecondary education; Students; Tuition fees; University teachers.
 enrolment and degrees, 81-204
 finance, trend analysis, 81-260
 graduates, employment by occupation and industry, 89-501E
 tuition and accommodation costs, 81-219

Universities, enrolment and degrees, 81-204

University accommodation
 costs, 81-219

University finance, trend analysis, 81-260

University graduates and jobs: changes during the 1970s: a comparison of the occupations and industrial sectors entered by university graduates in 1971 and 1978, 89-501E

University teachers
 full-time, 81-241
 full-time, salaries and salary scales, 81-258, 81-258P, 81-258S

Unmarried mothers, 91-209E. **See also** Lone-parent families.
 1981 census, 99-933

Unoccupied dwellings
 1981 census, 99-980

1986 census, 93-104

Unoccupied private dwellings: limitations to the data: Canada, provinces, census metropolitan areas, census agglomerations of 50,000 population and over, urbanized core and fringe, 1981 census, 99-980

Unpublished data
 on women, 11-523E

Urban and rural areas, Canada, provinces and territories, part 1, 1986 census, 94-129

Urban areas. **See also** Census agglomerations; Census metropolitan areas; Geographical classification; Rural areas.
 growth, 1981 census, 99-942
 index to data, 11-515
 1981 census, 99-909 to 99-912
 1986 and 1981 censuses, 1986 census, 99-106E
 1986 census, 99-117 to 99-120
 profiles, 11-511E

Urban growth in Canada, 1981 census, 99-942

Urban population. **See also** Population distribution.

by province and census districts, 1981 census, 93-901 to 93-912

dwellings, households, and families, 1986 census, 94-129

1981 census, 99-942

vital statistics, 84-542

Urban transit, 53-003

establishments, 53-215

Usage of fertilizer materials, 1984, 46-504

User's guide, 1986 census, 96-101

A user's guide to 1981 census data on ethnic origin, 99-949

A user's guide to 1981 census data on place of birth, citizenship and immigration, 99-946

Utilities. **See also** Communications; Electricity; Natural gas; Transportation; Water supply.

expenditure, intentions, 61-205, 61-206

gas, 55-002

gas, transport and distribution systems, 57-205

V

Valves

metal, industry, 41-251, 41-251B

Vans. **See** Trucks.

Varnish. **See** Paint.

Veal

exports, 23-203

frozen, stocks, 23-203, 32-012

Vegetable oils. **See also** Oilseeds.

industry, 32-250, 32-250B

sales, production, purchases, stocks, 32-006

Vegetables. **See also** Potatoes.

canned and frozen, industry, 32-023

canned and frozen, pack and stocks, 32-011

canned and preserved, industry, 32-250, 32-250B

consumption, 32-230

frozen, industry, 32-250, 32-250B

greenhouse grown, value and production, 22-202

1981 census, 96-913

production, 22-003

stocks, 32-217

Vending machine operators, 63-213

Veneer and plywood

industry, 25-202, 35-250, 35-250B

production, shipments and stocks, 35-001

Verma, R., 91-527E

Vessels. **See also** Shipbuilding; Shipping; Water transport.
 domestic and international, activity by port, 54-205

Vestments. **See** Occupational clothing.

Victims. **See also** Crimes; Criminal injuries compensation.
of homicide, 85-209

Videos
distribution and exhibition, 63-207
industry, 87-527
industry, economic statistics, 87-532
production, 63-206
production and distribution, 87-204

Violent crimes, 85-205

Visible minorities, 91-536E. **See also** Ethnicity.
1981 census, 99-958
quantification by use of ethnic origin data, 1981 census, 99-957

Visual arts, 87-527

Vital statistics, 91-002. **See also** Births; Divorces; Fertility;
Marriages; Mortality; Population.
births and deaths, 84-204
by local areas, 84-542
causes of death, 84-203
marriages and divorces, 84-205
mortality, summary list of causes, 84-206

Vocational Rehabilitation of Disabled. **See** Social allowances.

Vocational training. **See also** Community colleges; Occupations;
Postsecondary education.
educational staff, 81-254
finance, 81-208
finance, historical statistics, 81-560
inventory of census information, 1981 census, 99-954E

W

Waferboard. **See also** Building board.
industry, 35-250, 35-250B
production and shipments, 36-003

Wages. **See** Salaries and wages.

Wannell, T., 89-518

Watches. **See** Clocks and watches.

Water supply, 64-202, 64-601

Water transport, 50-002
Canadian-domiciled carriers, 54-205

Wealth. **See also** Capital; Family wealth; Home-ownership;
Income; Income distribution; Investments.
distribution, families and unattached individuals, 13-580
distribution, 1970-1984, 13-588 no. 1

Wealth of families with working wives, 1977, 13-578

Welfare payments. **See** Social allowances.

Wheat
and wheat flour, exports, 22-201
area seeded, production and stocks, 22-002
milling, 22-502
supply and disposition, marketings, exports, 22-007

Wheels, Motor vehicle. **See** Motor vehicles, accessories, parts and
assemblies industries.

Who are the professional women?, 1981 census, 99-951

Wholesale merchants, 63-226

Wholesale trade
by major trade group, 63-008
wholesale merchants, agents and brokers, 63-226

Wholesale trade, 63-008

Wholesale trade statistics, wholesale merchants, agents and
brokers, 63-226

Widowed persons, 89-509

Window frames. **See** Doors and windows.

Wines
industry, 32-251, 32-251B

Wire
industry, 41-251, 41-251B
production and shipments, 41-006

Wire products
industries, 41-251, 41-251B
production and shipments, 41-006

Wires and cables
industry, 43-250, 43-250B

Wiring assemblies, Motor vehicle. **See** Motor vehicles, accessories,
parts and assemblies industries.

Wives. **See also** Working wives.
labour force activity, 89-509
labour force characteristics, 71-533

Women. **See also** Unmarried mothers; Wives.
and family, 89-503E
criminal activity and victimization, 89-503E
earnings, 1981 census, 99-940
education, 89-503E
employment profile, 99-962
guide to data, 11-523E
health, 82-542E, 89-503E
in male-dominated professions, 1981 census, 99-951
income, 89-503E
labour force characteristics, 89-503E
labour force activity, 1986 census, 93-111
labour force participation, 71-205, 99-962
labour force participation, employment, unemployment, earnings,
and income, 71-534
labour force participation, 1981 census, 99-940, 99-951
living alone, 1981 census, 99-934
living alone, teaching kit, 11-518E
occupations, 1981 census, 99-940
part-time employment, 1981 census, 99-940
unemployment, 1981 census, 99-940
unemployment rates, 99-962

Women in Canada: a statistical report, 89-503E

Women in the work world, 1981 census, 99-940

Women in the workplace: selected data, 71-534

Women's clothing
industry, 34-252, 34-252B

Women's clothing contractors. **See** Clothing contractors.

Women's work interruptions: results from the 1984 Family
History Survey, 99-962

Wood. **See also** Furniture; Lumber; Particleboard; Pulp and paper;
Sawmills; Veneer and plywood; Waferboard.
industries, 25-202, 35-250, 35-250B
capacity utilization, 31-003
inputs, summary, 35-250
inventories, 31-001, 35-250B
materials and supplies used, 35-250
orders, 31-001
packaging materials used, 35-250
principal statistics, 31-203, 35-250
principal statistics, sub-provincial, 31-209
shipments, 31-001, 35-250
shipments, destination by province, 31-530

Wood industries, 35-250, 35-250B

Wood preservation
industry, 35-250, 35-250B

Wood pulp. **See also** Pulp chips; Pulpwood.
industry, 36-250, 36-250B
production and shipments, 25-202

Wood residue. **See** Pulpwood.

Woodworking. **See** Millwork.

Woodworking machinery. **See** Sawmill machinery.

Wool. **See also** Sheep.
production and supply, farm values, imports and exports,

23-203, 23-205

yarn and cloth industry, 34-250, 34-250B

Wool production and supply, 23-205

Word division in French: a working manual to assist in the preparation of written copy in the French language, 12-601

Work. **See** Employment.

Work force. **See** Labour force.

Work injuries, 72-208. **See also** Absence from work; Workers' compensation.

Work injuries, 72-208

Work measurement. **See** Workload measurement.

The work women do, 1986 census, 98-125

Workers. **See** Labour force.

Workers compensation, 71-601 no. 32. **See also** Work injuries. administration, funding, coverage, and benefits, 86-501

Working wives, 71-205, 99-962. **See also** Family income.

and family income, 13-217

and family wealth, 13-578

1981 census, 99-940

1970-1980, 1981 census, 99-941

Workload measurement

hospital laboratories, 83-234

hospital respiratory technology/pulmonary function, laboratories, 83-603

Workmen's compensation. **See** Workers compensation.

Workmen's/workers' compensation, social security, provincial programs, 1980, 86-501

Y

Yarn. **See also** Fibres.

wool, cotton and filament, industries, 34-250, 34-250B

Yogurt

production, 23-001

Young offenders, 85-522

Your guide to the Consumer Price Index, 62-557E

Youth

health indicators, 82-545E

labour market activity, 1986, 71-207

living alone, 1981 census, 99-934

living alone, teaching kit, 11-518E

selected demographic and socio-economic characteristics, 89-511

Youth allowances. **See** Family allowances.

Youth in Canada: selected highlights, 89-511E

Z

Zinc

prices, 26-201

production and shipments, 26-223

Zippers. **See** Clothes fasteners.

Zsigmond, Z., 81-572E

HOW TO ORDER PUBLICATIONS

How to Subscribe to a Periodical Publication

You may subscribe to any Statistics Canada publication that is issued regularly. Within this catalogue, such publications are identified as daily, weekly, monthly, quarterly, semi-annual or annual.

As a subscriber, you will receive new issues of the publications you have ordered as they are released. And throughout the year, you will receive announcements of new products allowing you to update your library of statistical information.

To subscribe to any Statistics Canada publication, remember to list the annual subscription price and write an "S" in the issue column of the order form provided.

How to Order Single Issues

You may wish to order a single copy of a publication before subscribing for an entire year. To order a single copy of any publication or series, remember to list the single issue price when ordering. You will receive a copy of the most recent issue.

Many publications listed in this catalogue are issued only occasionally. When ordering these titles, simply list the applicable Canadian or foreign price. Again, you will receive a copy of the most recent issue.

You may order any Statistics Canada publication on the enclosed order form.

Order by Mail

Order your Statistics Canada publications by mail from...

Publication Sales,
Room 1710,
Main Building,
Statistics Canada,
Ottawa, Ontario
Canada
K1A 0T6

...or from one of our Regional Reference Centres listed in the introduction of this catalogue. Please enclose cheque or money order payable to the Receiver General for Canada/ Publications or include your Visa or MasterCard number, expiry date and signature.

Order by Phone or FAX

To order by phone, call Publication Sales at 613-951-7277 or use the national toll-free number 1-800-267-6677. You may also Facsimile your order on the enclosed coupon by dialing 1-613-951-1584. Help us to serve you better and more quickly by using the telephone or facsimile with your Visa or Mastercard...these orders can be processed immediately.

Purchase in Person

You can purchase publications at any Statistics Canada Regional Reference Centre, at many local bookstores, and at our authorized agents' outlets.

Order Electronically

CAN/OLE users may submit their purchase or interlibrary loan orders for Statistics Canada publications electronically, using CAN/DOC. This system allows users to identify publications of their choice on STATCAN and then purchase the items by completing an online order form. Various methods of payment are indicated on the order form. Other Statistics Canada items not identified on STATCAN may also be requested.

Payment

All publication orders are payable to the Receiver General for Canada/Publications in Canadian funds or equivalent. Payment may be made by cheque or money order. Clients may also charge orders to their Mastercard or Visa accounts.

N.B. Prices listed in the 1989-90 Statistics Canada catalogue are subject to change without notice. To check current publication prices, call any Statistics Canada regional reference centre. They will gladly provide information or ordering assistance. Alternatively, you may call 1-800-267-6677 for ordering assistance.

Discounts

Please refer to Appendix A and B for information on Statistics Canada discounts and money-saving packages.

APPENDIX A

DISCOUNTS ON STATISTICS CANADA PUBLICATIONS

(a) Educational Institutions and Libraries

Schools, school boards, colleges, universities and public libraries receive a 30% discount on all publications. If you're not sure whether your organization qualifies for a discount, call 1-613-951-7277 or your closest regional reference centre.

(b) Bookstores

Regular bookstores receive a 40% discount on non-subscription orders and 30% discount on subscription orders.

(c) Volume Discounts

Volume discounts are offered on multiple copies of the same publication that are shipped to one address. The schedule of volume discounts follows.

10-25 copies -- 20%
26-50 copies -- 30%
51-100 copies-- 40%

(d) Back Issue Discounts

A Statistics Canada periodical is designated a back issue when it has been replaced by a more recent issue. Clients are entitled to a 70% discount off the cover price of all back issues.

Periodicals, selected occasionals, and 1981 Census publications are all included in the back issues program. *The Daily, Infomat, Survey Methodology* and the four most recent editions of *Canadian Social Trends* and *Perspectives on Labour and Income* are excluded from the program.

Statistics Canada fills orders for back issues as inventory permits. A complete back list is available on request. The minimum order, which must be prepaid, is \$20.00. Please contact our Publication Sales personnel at 1-613-951-7277 to confirm price and availability.

(e) Canadian Social Trends (11-008E) Discounts

Student – Students can subscribe to *Canadian Social Trends* at 30% off the regular subscription price of \$32.00 in Canada (\$36.00 elsewhere).

Multiple Subscription – Clients can get five subscriptions to *Canadian Social Trends* by purchasing three, provided all subscriptions have the same mailing address.

APPENDIX B

PUBLICATION DISCOUNT PACKAGES

Many publications listed in this catalogue are offered with related publications at a discount package price. To save you time when ordering, you need only list the package number (listed in brackets after the title) instead of each catalogue number in the package.

1. 1986 Census of Population: Series A (10-500)

Census series A includes general demographic and household data collected from the entire population. Clients who purchase the complete set of 95 publications receive a 20% discount off the cover price. The package price is \$2,250.00 in Canada (\$2,500.00 elsewhere).

2. 1986 Census of Population: Series B (10-510)

Census series B gives detailed socio-economic data collected from a 20% sample of the population and includes the "Focus on Canada" Series. Clients who purchase the complete set of 103 publications receive a 20% discount. The package price is \$2,942.00 in Canada (\$3,274.00 elsewhere).

3. 1986 Census of Population: "Focus on Canada" Series (10-517)

These analytical reports are based on Census Series B data and include descriptions of major social trends and characteristics such as the growth of the seniors' population. A 20% discount is given when the 16 book set is purchased. The package price is \$128.00 in Canada (\$141.00 elsewhere). The package includes catalogue numbers 98-120 through 98-135.

4. 1986 Census of Population: Metropolitan Atlas Series (10-520)

This series of 12 publications covers Canada's major census metropolitan areas and combines thematic maps, graphs and text to present the 1986 Census in an easy-to-understand format. Key demographic, housing, social and economic themes are portrayed. The package price is \$240.00 in Canada (\$250.00 elsewhere). The package includes catalogue numbers 98-101 through 98-112.

5. 1986 Census of Agriculture (10-526)

A 20% discount is available for clients who purchase the complete set of 14 publications. The package price is \$570.00 in Canada (\$635.00 elsewhere). The package includes catalogue numbers 96-101 through 96-114.

6. Census of Manufactures (10-250)

Clients may purchase the complete set of Census of Manufactures publications – 20 major industry publications as well as the 227 bulletins – for \$1,300.00 in Canada (\$1,540.00 elsewhere).

In addition, Statistics Canada offers separate packages, at reduced prices, that include data for related groups of industries. These series are priced within the Manufacturing Section of the catalogue.

7. Standard Geographical Classification (10-251)

A \$25.00 discount is available to clients who purchase all three volumes. The package price is \$140.00 in Canada (\$160.00 elsewhere). The package includes catalogue numbers 12-571 through 12-573.

8. Public Libraries (10-001)

A \$13.00 discount is available to clients who purchase both *Public Libraries in Canada 1982-84* and *Public Libraries in Canada 1985-86*. The package price is \$50.00 in Canada (\$52.00 elsewhere). The package includes catalogue numbers 87-205 and 87-205S.

9. The Labour Force (10-232)

A \$46.00 discount is available to clients who purchase both *The Labour Force* and *Labour Force Information*. The package price is \$184.00 in Canada (\$221.00 elsewhere). The package includes catalogue numbers 71-001 and 71-001P.

10. Health and Activity Limitation Survey (10-601)

Clients receive a \$64.00 discount when they purchase the 12 sub-provincial data publications from this survey. The package price is \$256.00 in Canada (\$306.00 elsewhere). The package includes catalogue numbers 82-603 through 82-614.

11. Provincial Economic Accounts (10-213)

Clients receive a \$10.00 discount when they purchase *Provincial Economic Accounts Annual Estimates* and *Provincial Economic Accounts Preliminary Data*. The package price is \$60.00 in Canada (\$72.00 elsewhere). The package includes catalogue numbers 13-213 and 13-213P.

12. Statistics Canada Questionnaires (10-205)

Clients who purchase the publication, *Index to Statistics Canada Surveys and Questionnaires* as well as the microfiche, *Statistics Canada Questionnaires on Microfiche* are entitled to a \$41.00 discount. The package price is \$165.00 in Canada (\$198.00 elsewhere). The package includes catalogue numbers 12-205 and 12-205M.

13. Full Publication Service (10-111)

This service automatically provides subscribers with copies of all non-census publications as they are released. This full service is priced at \$18,200 per year in Canada (\$21,640 elsewhere).

SPECIAL PERIODICAL PACKAGES

Several Statistics Canada periodicals are supported by preliminary or supplementary publications, which are included in the subscription price.

Subscribe to this publication at its regular price...

11-010 Canadian Economic Observer

61-003 Industrial Corporations: Financial Statistics

61-208 Corporation Taxation Statistics

66-001 Travel Between Canada and Other Countries

67-001 System of National Accounts, Quarterly Estimates of the Canadian Balance of International Payments

73-001 Unemployment Insurance Statistics

... and we'll provide a subscription to this publication at no additional charge.

11-210 Canadian Economic Observer Historical Statistical Supplement

61-003P Industrial Corporations: Financial Statistics, Preliminary Data

61-208P Corporation Taxation Statistics: Preliminary Data for Income Taxes and Provincial Allocation of Taxable Income

66-001P International Travel - Advance Information

67-001P Quarterly Estimates of the Canadian Balance of International Payments

73-202S Unemployment Insurance Statistics - Annual Supplement to 73-001 monthly

* Minimum order – \$20.00

Client Reference Number

(Please print)

Company

Department

Attention

Address

City Province

Postal Code _____ Tel. _____

METHOD OF PAYMENT

☐ Purchase Order Number (please enclose)☐ Payment enclosed

6

☐ Charge to my:☐ MasterCard☐ Visa

Account Number

Expiry Date

☐ Bill me later (maximum \$500)

Signature

Cheque or money order should be made payable to the Receiver General for Canada/Publications, in Canadian funds or equivalent.

PF
03569

☎ 1-800-267-6677 ☎

Ca 005

STATISTICS CANADA LIBRARY
BIBLIOTHEQUE STATISTIQUE CANADA



1010210971