



Catalogue 11-204E

Statistics Canada Catalogue 1990



FEATURING:

Expanded Index

- by subject
- by title
- by author

Publications

- over 750 titles
- maps
- 1986 Census products

Electronic Products

- CANSIM database
- mapping services
- microdata files
- geographic files

Improved Access to Information

- how-to-buy guide
- discount packages
- order forms
- reference centres



Statistics
Canada

Statistique
Canada

Canada



Statistics Canada
Library Services Division

Statistics Canada Catalogue 1990

Published under the authority of the Minister
of Industry, Science and Technology

© Minister of Supply
and Services Canada 1990

All rights reserved. No part of this publication may be
reproduced, stored in a retrieval system or transmitted in any
form or by any means, electronic, mechanical, photocopying,
recording or otherwise without prior written permission of the
Minister of Supply and Services Canada.

August 1990

Price: Canada, \$13.95
United States: US\$17.00
Other Countries: US\$20.00

Catalogue 11-204E

ISSN 0838-4223

Ottawa

Version française de cette publication disponible sur demande

Preface

For nearly seventy years Statistics Canada has offered the public a catalogue of its publications. Over the years the catalogue has grown to cover other forms of statistical products and services. Now for the first time, the 1990 edition describes mapping services and microdata files with new sections to present this material.

Past users of the catalogue will note the expanded index now contains geographical coverage and some commodity detail and is offered in two parts: author/title and subject.

Publications described are those in print as of March 30, 1990. Publications discontinued since the last edition of this catalogue are indicated. Out-of-print 1986 Census publications are also included.

Comments or questions are welcome and can be directed to:

Statistics Canada Library
2nd floor, R.H. Coats Building
Tunney's Pasture
Ottawa, Ontario
K1A 0T6
Telephone: (613) 951-8219

Acknowledgements

We would like to express our special thanks to those who, in spite of their heavy schedule, took time to help us produce this catalogue.

Table of Contents

How to Use This Catalogue – p. 7

Publications

- General and Reference – p. 9
- Primary Industries – p. 29
- Manufacturing – p. 36
- Transportation, Communications and Utilities – p. 51
- Commerce, Construction, Finance and Prices – p. 59
- Employment, Unemployment and Labour Income – p. 80
- Education, Culture, Health and Welfare – p. 89
- Census and Intercensal Studies – p. 114
- 1986 Census – p. 118

Microdata files – p. 145

Geography Products and Services – p. 169

Indexes

- Subject – p. 175
- Author/Title – p. 316

Appendices

- A. CANSIM and Other Data Formats – p. 325
- B. How to Get More Help – p. 327
- C. Where to Find Statistics Canada Publications – p. 329
- D. How to Order Publications – p. 335
- E. Discounts on Statistics Canada Publications – p. 336
- F. Publication Discount Packages and Special Offers – p. 337

SAMPLE ENTRIES

SAMPLE SERIAL ENTRY

Statistics Canada Catalogue number					Language of Publication
Title	66-201				
Series	International travel, travel between Canada and other countries. Annual First issue 1920. Bilingual (Touriscope).				Date of First and Last Issue Where Applicable
International Standard Serial Number	ISSN 0317-6738.				Frequency
Dewey Decimal Classification Number	DDC 338.4/79171/0464.				
	This report summarizes annual findings of travel to and from Canada in the form of tables, charts, maps, and an analytical review. The publication provides a profile of international travellers by province/country of residence, area of destination, mode of transportation, purpose, length of stay, expenditures, age group and sex.				Summary
	Canada: \$34.00 per issue United States: US\$41.00 per issue Other Countries: US\$48.00 per issue				Canadian and Foreign Prices

SAMPLE OCCASIONAL ENTRY

Statistics Canada Catalogue number					Statement of Authorship
Title	13-588 no. 2				Series
	Pensions and incomes of the elderly in Canada, 1971-1985 / by G. Oja. in collaboration with R. Love.				
Pagination	(Income analytic report: no.2). 118 p. 28 cm. 1988. Bilingual.				Language of Publication
Size	ISBN 0-660-53427-4. DDC 332.024/0565.				Date of Publication
International Standard Book Number	This report examines changes in the income sources of Canada's elderly population using data from the Survey of Consumer Finances. It focuses on private pension and investment income and the trends that have taken place since 1971. Also featured is a demographic profile of the elderly according to these income sources. (Quote catalogue no. 13-548 when ordering.)				Summary
Dewey Decimal Classification Number	Canada: \$24.00 per issue United States: US\$25.00 per issue Other Countries: US\$25.00 per issue				Canadian and Foreign Prices

HOW TO USE THIS CATALOGUE

A description of publications, both serial and occasional, constitutes the major part of this catalogue. Each description contains a brief summary of the publication as well as all pertinent technical details, including price.

Following the section on publication descriptions, the catalogue features information on microdata files available to the public. These files consist of responses to surveys and are assembled on magnetic tape so users can create their own tabulations.

Mapping services have been added to the map section which has been renamed Geography Products and Services. Geography Division has assembled the section and provides all products and services directly. They can also be ordered through Statistics Canada Regional Reference Centres (see Appendix C for a listing of these centres).

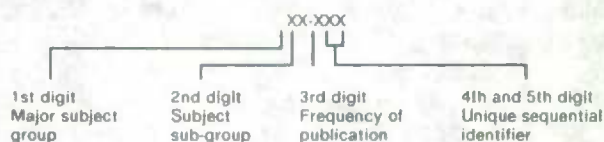
Anyone wishing information on data formats other than those offered in the catalogue, such as CANSIM, should consult Appendix A, "CANSIM and Other Data Formats".

Anyone wishing information on reference material can consult "How to Get More Help", Appendix B, for a list of directories, classification and guides. Appendix B also provides sources of the most recent or historic statistics.

Featured in Appendix C is a list of the libraries holding Statistics Canada publications, Regional Reference Centres, and bookstores who sell the publications.

To order products and services, see the instructions at the end of the catalogue.

Entries are organized according to a five-digit numbering system unique to Statistics Canada. This numbering system, designed to provide easy identification, is formulated as follows:



The first digit refers to one of eight major subject groups:

- 1 General and Reference
- 2 Primary Industries
- 3&4 Manufacturing

- 5 Transportation, Communications and Utilities
- 6 Commerce, Construction, Finance and Prices
- 7 Employment, Unemployment and Labour Income
- 8 Education, Culture, Health and Welfare
- 9 Census and Intercensal Studies

The second digit refers to sub-groups within the major group, each specific to a major group.

The third digit indicates the frequency of publication:

- 0 Issued more than once a year
- 2 Issued annually
- 4 Issued biennially
- 5 Issued once only or on an occasional basis
- 6 Issued irregularly with various sub-titles

1&9 Reserved for census publications

A change in the frequency of a publication automatically results in a change in the third digit of its catalogue number. However, there are some exceptions; the Statistics Canada Library has detailed notes available for consultation.

The fourth and fifth digits constitute the sequential numbers issued to every publication within the sub-group to ensure its unique, permanent number.

Where the suffix "E" or "F" is added, separate English and French editions are issued.

The catalogue number for **Air Carrier Traffic at Canadian Airports**, for example, is 51-005, which represents the following information:

- 51 Designates the major group of which this publication is a member: Transportation, Communication and Utilities and the sub-group: Air Transport,
- 0 means it is issued more than once a year,
- 05 signals this as the fifth publication in the group to receive a catalogue number.

GENERAL AND REFERENCE

Contents	Page
General and Reference	
11 General	9
12 Working Manuals	15
13 Comprehensive Studies	19
15 SNA Industry and Commodity Statistics	25
16 Seasonal Variations	27
17 Small Area Data	28
18 Special Studies	28

GENERAL

11-001E

The daily. Daily. First issue, Feb. 1932. E. and F.

ISSN 0827-0465.

DDC 317.1.

Contains news summaries and announcements of reports, reference papers and their releases and a list of titles of the publications released.

	Per Issue	Per Year
Canada:	\$0.90	\$120.00
United States:	US\$1.10	US\$144.00
Other Countries:	US\$1.30	US\$168.00

11-002E

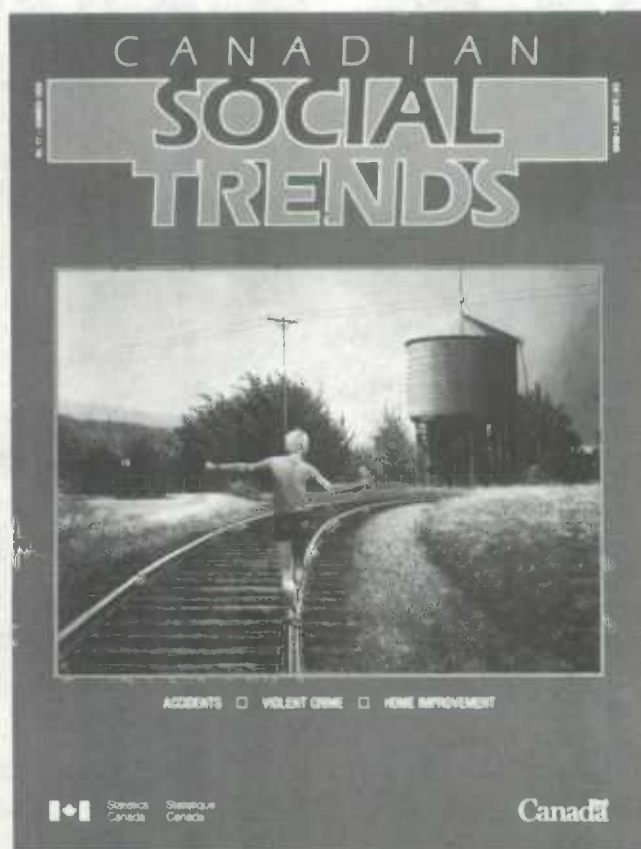
Infomat, a weekly review. Weekly. First issue, Oct. 1932. E. and F.

ISSN 0380-0547.

DDC 317.1.

The weekly review highlights major Statistics Canada reports, reference papers and other releases. It contains charts, summary of latest monthly statistics and a complete list of publications released during the week, arranged alphabetically by originating division.

	Per Issue	Per Year
Canada:	\$2.50	\$125.00
United States:	US\$3.00	US\$150.00
Other Countries:	US\$3.50	US\$175.00



11-008E

Canadian social trends. Quarterly. First issue, summer 1986. E. and F.


ISSN 0831-5698.

DDC 306/.0971.

GENERAL AND REFERENCE

This publication discusses the social, economic, and demographic changes affecting the lives of Canadians. It contains the latest figures for major social indicators.

	Per Issue	Per Year
Canada:	\$8.50	\$34.00
United States:	US\$10.00	US\$40.00
Other Countries:	US\$12.00	US\$48.00



11-010

Canadian economic observer. Monthly. First issue, Jan. 1988. Bilingual.

ISSN 0835-9148.

DDC 330.971/0648.

This is Statistics Canada's monthly flagship publication for economic statistics. Each issue contains a monthly summary of the economy, major economic and statistical events, a feature article and technical note. A statistical summary contains a wide range of tables and graphs on the principal economic indicators for Canada, the provinces and the major industrial nations. A historical listing of this same data is contained in the *Canadian economic observer: historical supplement* (11-210).

	Per Issue	Per Year
Canada:	\$22.00	\$220.00
United States:	US\$26.00	US\$260.00
Other Countries:	US\$31.00	US\$310.00

11-201

The annual report of Statistics Canada. Annual. First issue 1919. Bilingual.

ISSN 0703-2633.

DDC 354.710081/9.

The annual report reviews the accomplishments of the Agency in the fiscal year under review. Featuring an overview and introduction to Statistics Canada, it profiles activities in social and economic statistics, presents new developments in methodology and highlights key products and services. It also covers regional operations, international activities and presents departmental revenues and expenditures. Complete with summary highlights, flow charts, photos and more, the annual report is both a barometer of Agency activity and a complete description of its operations and services.

Price: No Charge

11-204E

Statistics Canada catalogue. Annual. First issue 1930. E. and F.

ISSN 0838-4223.

DDC 016.3171.

This catalogue lists publications available for sale from Publications Sales; maps and mapping services available from Geography Division; and publicly available microdata files. Separate author/title and subject indexes are provided. Details for ordering are also included.

	Per Issue
Canada:	\$13.95
United States:	US\$17.00
Other Countries:	US\$20.00

11-207

Listing of supplementary documents. Annual. First issue 1980. Bilingual.

ISSN 0228-5134.

DDC 016.3171.

This is a systematic inventory of supplementary Statistics Canada documents available to the public, including technical papers, memoranda, and discussion and working papers.

	Per Issue
Canada:	\$32.00
United States:	US\$38.00
Other Countries:	US\$45.00

GENERAL AND REFERENCE

11-207S

Listing of supplementary documents, supplement. Annual. First issue 1983. Bilingual.

ISSN 0835-085X.

DDC 016.3171.

This is a systematic inventory of supplementary Statistics Canada documents available to the public, including technical papers, memoranda, and discussion and working papers.

Per Issue

Canada: \$5.00

United States: US\$6.00

Other Countries: US\$6.00

11-209E

Statistics Canada publications list. Annual. First issue 1990. E. and F.

ISSN 1180-548X.

This list includes over 500 titles with their content description and prices. An order guide, discounts and discount packages are also included.

Price: No charge

11-210

Canadian economic observer. Historical statistical supplement. Annual. First issue 1986. Bilingual.

ISSN 0838-0236.

DDC 330.971/0648.

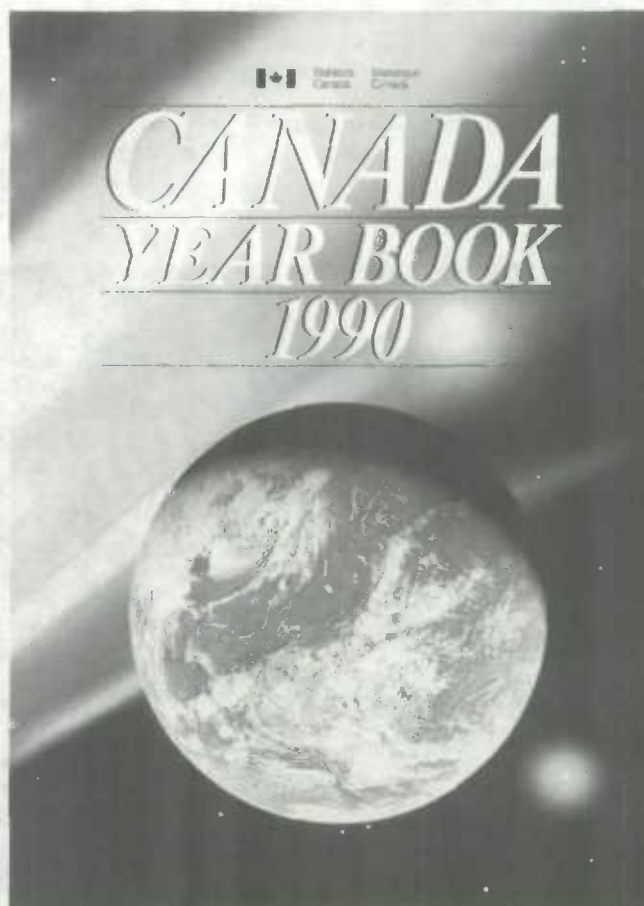
A companion volume to the monthly report (Catalogue 11-010) containing historical annual series to correspond to those published in the monthly tables. Data covered include the national accounts, prices, international and domestic trade, labour and financial markets. Provincial detail for employment earnings, retail trade, housing and consumer price indexes are also available.

Per Issue

Canada: \$27.00

United States: US\$32.00

Other Countries: US\$38.00



11-402E

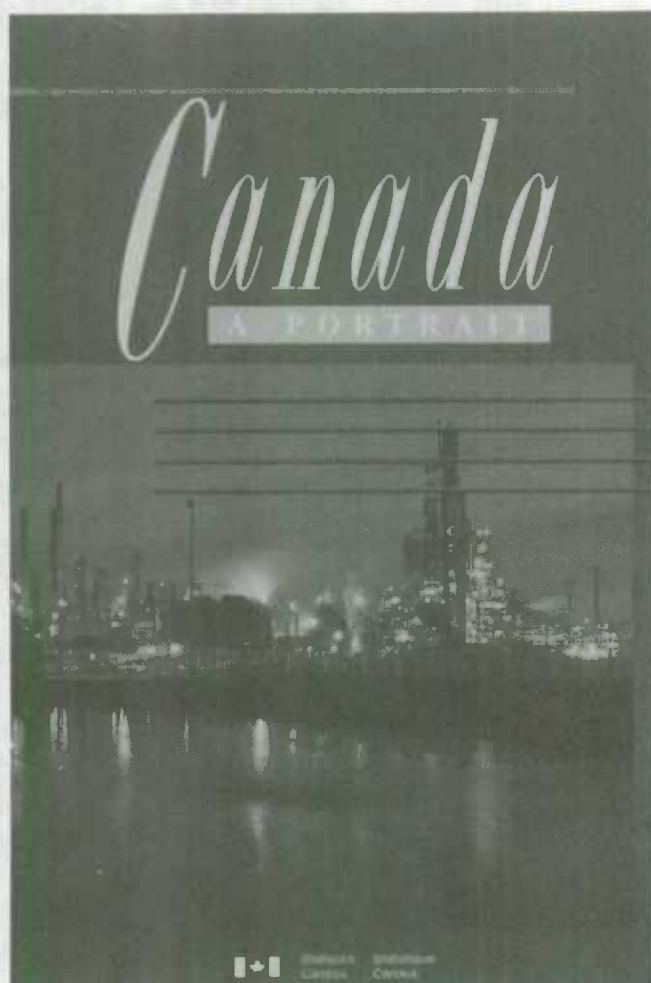
Canada year book. Biennial. First issue 1905. E. and F. ISSN 0068-8142.

DDC 317.1.

This standard statistical reference text on Canada includes topics ranging from education and manufacturing to government finance, international trade, and 1986 Census results. The yearbook also includes charts, statistical tables, index and subject bibliographies. The 1990 edition includes computer-generated maps illustrating significant social and economic trends in Canada. Appendices include a list of federal government departments and agencies, and federal legislation passed since 1987.

GENERAL AND REFERENCE

Canada:	\$49.95 per issue plus	\$5.05 postage and handling
United States:	US\$49.95 per issue plus	\$US20.05 postage and handling
Other Countries:	US\$49.95 per issue plus	\$US20.05 postage and handling



11-403E

Canada, a portrait. Biennial. First issue 1980/81. E. and F.

ISSN 0840-6014.

DDC 971.

Comprehensive in scope, this colourful reference book presents both current and historical information to form a portrait of Canada. With over 200 full-color photographs as well as charts and statistical tables, the publication examines topics, including education, arts and culture, communications, health and welfare, the government and

legal system, the economy, the labour scene and foreign economic relations.

Canada:	\$19.95 per issue plus	\$3.05 postage and handling
United States:	US\$19.95 per issue plus	US\$5.05 postage and handling
Other Countries:	US\$19.95 per issue plus	US\$5.05 postage and handling

11-509E

Human activity and the environment : a statistical compendium / Statistics Canada, Structural Analysis Division, Analytical Studies Branch. 2nd ed. 374 p. 28 cm. 1986. E. and F.

ISBN 0-660-11711-8.

DDC 333.7/0971.

Provides a statistical overview of Canada's physical environment with particular reference to the interactions between humans and other elements of the natural system. The compendium focuses on the impacts of human activities on the land, water, air, plants and animals. Includes data analysis, maps, charts and federal and provincial environmental legislation by subject and province/territory.

Per Issue

Canada:	\$45.00
United States:	US\$55.00
Other Countries:	US\$55.00

11-511E

Perspectives Canada III / editors: H.J. Adler, D.A. Brusegard ; managing editor, C. Lindsay. 312 p. 28 cm. 1980. E. and F.

ISBN 0-660-10508-X.

Incorrect ISBN (0-660-10508-E) printed in the publication.
DDC 306/.0971.

Contains selected statistical series describing the quality of life experienced by Canadians and the major social trends affecting Canadian society. Topics include population, family, health, education, income, consumption, work, leisure, crime and environment, profiles of 23 Canadian urban areas, and the native Indian population. Histories of the development of social security and energy consumption in Canada, a comparison of selected Canadian and American indicators, and a survey of Canadian attitudes are also featured. Includes a bibliography.

Price: Back Issue

GENERAL AND REFERENCE

11-512E

Historical catalogue of Statistics Canada publications, 1918- 1980 / Statistics Canada, User Services Division. 337 p. 29 cm. 1982. E. and F.
ISBN 0-660-10964-6.
DDC 016/01571.

The catalogue provides a complete record of all catalogued publications of Statistics Canada and of the Dominion Bureau of Statistics. It documents the publishing program of the Bureau from its formation in 1918 to December 31, 1980. The publication also includes references to materials dating from the 1851 Census of Canada and a number of publications of other federal departments issued prior to 1918.

Price: Out of Print

11-514E

Directory to microdata and special tabulations, 1983 / Statistics Canada, Business, Provincial and Municipal Relations Division. 113 p. 28 cm. 1983. E. and F.
ISBN 0-660- 11239-6.
DDC 016.3171.

The directory provides a key to sources of unpublished data produced by Statistics Canada but unknown to many users. It contains descriptions of 175 data files located throughout the Agency from which special tabulations may be obtained. Descriptions include information about the data such as origin, universe, subject content, geographic coverage, availability of custom tabulations and who to contact for further information. Along with the *Statistics Canada catalogue*, this directory presents the most complete documentation of what is available from Statistics Canada - published and unpublished.

Price: Out of Print

11-515

Index to municipal data, 1982. 553 p. 28 cm. 1983. Bilingual.
ISBN 0-660-51855-4.
DDC 016.3171.

Presents over 250 Statistics Canada publications with data for Canadian municipalities and metropolitan areas. The text, complete to November 1982, is arranged alphabetically by municipality. All census subdivisions, census metropolitan areas and census agglomerations in Canada are listed. Also included is a guide to unpublished small area data sources within Statistics Canada.

Price: Back Issue

11-516E

Historical statistics of Canada / 2nd ed. F.H. Leacy, editor. 800 p. 30 cm. 1983. E. and F.
ISBN 0-660- 11259-0.
DDC 317.1.

A unique compendium that depicts in text and extensive historical tables the nation's growth and development from Confederation to the modern era. The book, covering 22 topics, draws together social, economic and political time series from a wide variety of sources and provides explanatory notes on the statistics.

Price: Out of Print

11-517E

Canada's young family home-owners : a family studies teaching kit. 1 portfolio (11 pieces). 1986. E. and F.
DDC 306.8/5/0971.

These are families headed by parents, born during the "baby boom", the period that saw a jump in the national birth rate following World War II. The "boomers" form a population group substantially larger than those before and after them and created special needs as they moved from infancy to adulthood. In the 1980s, many of them head young families and this kit looks at how and where they live and assesses their current impact on society. This kit includes: a set of 9 two-colour transparencies, a topically related census publication, illustrated student worksheets.

Per Issue

<i>Canada:</i>	\$25.00
<i>United States:</i>	US\$26.50
<i>Other Countries:</i>	US\$26.50

11-518E

Living alone : a family studies teaching kit. 1 portfolio (12 pieces). 1986. E. and F.
DDC 305/90652/0971.

A single male university graduate and an elderly widow who didn't finish high school are two types of Canadians very likely to live alone. But they are not the only ones. Single-person households have been growing steadily in number since 1956, with a sharp increase from 1971 to 1981. This kit details where our singles live, their educational background, the type of accommodation they occupy and their incomes. This kit includes: a set of 10 two-colour transparencies, a topically related census publication, illustrated student worksheets.

Per Issue

<i>Canada:</i>	\$25.00
<i>United States:</i>	US\$26.50
<i>Other Countries:</i>	US\$26.50

GENERAL AND REFERENCE

11-519E

The elderly in Canada : a family studies teaching kit. 1 portfolio (14 pieces). 1986. E. and F.

DDC 305.2/6/0971.

From 1971 to 1981, the population aged 65 and over grew by 35% while the country's total population increased just 13%. The trend toward a higher proportion of seniors promises to continue well into the next century, making new demands on our society. This kit includes: a set of two-colour transparencies, a topically related census publication, illustrated student worksheets.

Price: Out of Print

11-520E

Canada's lone-parent families : a family studies teaching kit. 1 portfolio (9 pieces). 1986. E. and F.

DDC 306.8/56/0971.

The number of single-parent families has been increasing steadily since 1966. Proportionally, more children than ever before are being raised in such households. These families are most likely to have lower incomes and to spend more than the recommended portion of income on shelter. Where these families live, how their incomes compare with those of other Canadians and the types of housing they occupy are examined. This kit includes: a set of 7 two-colour transparencies, a topically related census publication, illustrated student worksheets.

Price: Out of Print

11-523E

Guide to Statistics Canada data on women / Statistics Canada, Housing, Family and Social Statistics, Target Groups Project. 113 p. 28 cm. 1987. E. and F.

ISBN 0-660-12722-9.

DDC 016.3054/0971.

Divided into three parts, the guide briefly describes all Statistics Canada publications containing data on women. It catalogues information that has not been published, but is available on microfiche or tape or can be accessed by computer. It cross-references entries on women across a broad range of topics from income and employment to health and education. It also lists a selection of articles that examine women's issues.

Per Issue

<i>Canada:</i>	\$20.00
<i>United States:</i>	US\$21.00
<i>Other Countries:</i>	US\$21.00

11-605E

Toronto 150 : portrait of a changing city. 126 p. 23 cm. 1984. E. and F.

ISBN 0-660-11472-9.

DDC 971.3/541.

The City of Toronto celebrated its 150th anniversary in 1984 and Statistics Canada marked this historic event with *Toronto 150*, a statistical portrait of the city. Through graphs, text and photographs, the publication describes many aspects of life in Toronto and its metropolitan area.

Price: Back Issue

11-606E

In the footsteps of Jacques Cartier : 450 years later : a statistical portrait. 52 p. 23 cm. 1984. E. and F.

ISBN 0-660-11617-0.

DDC 971.19.

The publication, prepared to commemorate the 450th anniversary of Jacques Cartier's arrival in Canada, outlines some of the changes that have occurred to the explorer's initial landfalls of Gaspé, Quebec City and Montreal.

Per Issue

<i>Canada:</i>	\$4.95
<i>United States:</i>	US\$5.95
<i>Other Countries:</i>	US\$5.95

11-607E

Trois-Rivières : a metropolitan profile. 116 p. 23 cm. 1984. E. and F.

ISBN 0-660-11645-6.

DDC 971.4/45.

Describes the Trois-Rivières of yesterday and today, from the time when it was the main fur trading market, through its development as a farming town in the 18th and 19th centuries, to its present status as a major and diversified regional centre. Makes a unique reference book for people interested in the cultural and economic life of this regional hub.

Price: Back Issue

11-608

Historical statistics of New Brunswick 231 p. 28 cm. 1984. Bilingual.

ISBN 0-660-52817-7.

DDC 317.15.

A bilingual reference volume of historical data series on the province of New Brunswick, from 1784 to 1984. The book was produced in cooperation with the N.B. Statistics Agency to commemorate the bicentenary. The socio-economic data are divided into 15 main subject areas. One hundred tables with accompanying notes and definitions describe the N.B. population, its cultural and demographic characteristics, living and working conditions, as well as the provincial economy - agriculture, fisheries, mining, manufacturing, trade, income and government finance.

GENERAL AND REFERENCE

Per Issue

Canada: \$19.95
 United States: US\$23.95
 Other Countries: US\$23.95

11-610

Directory of survey organizations. Occasional. First issue 1977. Bilingual.

ISSN 0226-7926.

DDC 001.4/33/02571.

Provides a listing of survey organizations which provide research services to federal government departments.

Price: Out of Print

11-612E no.1

Health and social support, 1985 / Statistics Canada, Housing, Family and Social Statistics Division. 232 p. 28 cm. 1987. E. and F.

ISBN 0-660-12654-0.

DDC 362.1/0971.

The first General Social Survey was carried out in September and October 1985, collecting information on health and related factors from 11,200 persons age 15 and older. The sample covered the non-institutionalized population of Canada. The data were gathered with telephone and face-to-face interviewing. This report presents initial analyses and findings including comparisons with findings from the 1978-1979 Canada Health Survey. Topics examined include: barriers and bridges to improving health status - smoking, alcohol use, physical activity, etc.; current health status - health problems, etc.; and a focused chapter on support networks and social participation of the elderly.

Per Issue

Canada: \$30.00
 United States: US\$32.00
 Other Countries: US\$32.00

11-612E no. 2

Patterns of criminal victimization in Canada / Vincent F. Sacco, Holly Johnson. 145 p. 28 cm. 1990. E. and F.

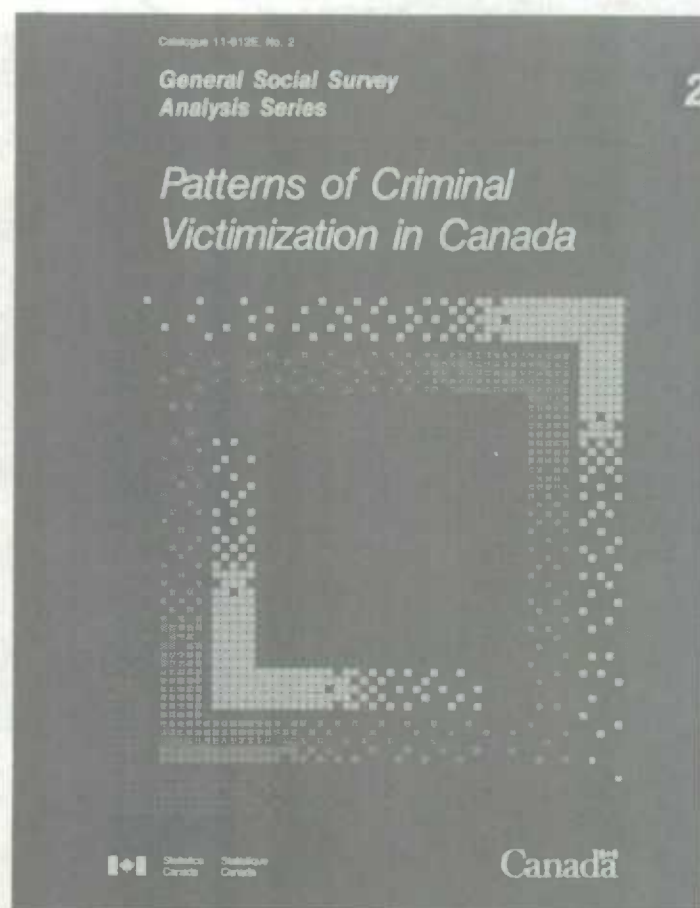
ISBN 0-660-13419-5.

DDC 362.88/0971.

This publication presents analysis of the third cycle of the General Social Survey (1988) which focused in part on personal risk of crime victimization. The report includes comparisons with findings from the 1982 Canadian Urban Victimization Survey.

Per Issue

Canada: \$38.00
 United States: US\$46.00
 Other Countries: US\$46.00



WORKING MANUALS

12-001

Survey methodology. Semi-annual. First issue, June 1975. Bilingual.

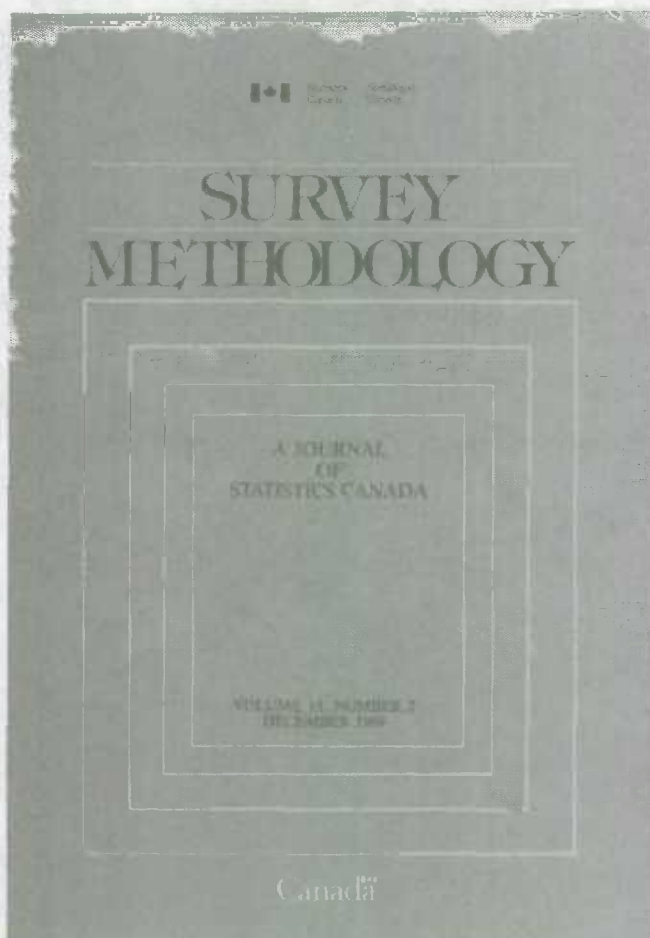
ISSN 0714-0045.

DDC 001.4/22.

The journal publishes articles dealing with various aspects of statistical development relevant to a statistical agency, such as design issues in the context of practical constraints, use of different data sources and collection techniques, total survey error, survey evaluation, research in survey methodology, time series analysis, seasonal adjustment, demographic studies, data integration, estimation and data analysis methods, and general survey systems development. The emphasis is placed on the development and evaluation of specific methodologies as applied to data collection or the data themselves.

GENERAL AND REFERENCE

	Per Issue	Per Year
Canada:	\$15.00	\$30.00
United States:	US\$18.00	US\$36.00
Other Countries:	US\$21.00	US\$42.00



12-205S

Index to Statistics Canada surveys and questionnaires. Annual. First issue 1981. Bilingual.

ISSN 0843-6142.

DDC 001.4/222.0971.

The index lists all the questionnaire-based surveys of Statistics Canada and the questionnaires used in conducting the surveys, under the division of Statistics Canada that is responsible for the survey. A contact name and telephone number are provided under the name of each survey to assist users desiring more information about the survey or about the data that are available on special request. An alphabetical index to the titles of the surveys and questionnaires provides an indication of the subject content of Statistics Canada's questionnaire-based surveys. The questionnaires listed in the index are reproduced on microfiche. The index

contains instructions as to how to locate each questionnaire on the microfiche. Previously *Index to the Inventory of Statistics Canada questionnaires on microfiche (no. 12-205S)*.

	Per Issue
Canada:	\$26.00
United States:	US\$31.00
Other Countries:	US\$36.00

12-205M

Inventory of Statistics Canada questionnaires on microfiche. Annual. First issue 1980. Bilingual.

DDC 001.4/222.0971.

This is a complete record on microfiche of all the questionnaires used in Statistics Canada in the collection of its statistical programs. It includes administrative forms from other federal and provincial government departments and agencies from which Statistics Canada derives statistics. It also includes telephone interview questionnaires and instructional or guidelines material.

	Per Issue
Canada:	\$190.00
United States:	US\$228.00
Other Countries:	US\$266.00

12-501E

Standard industrial classification, 1980. 4th ed. 551 p. 29 cm. 1980. E. and F.

ISBN 0-660-12956-6.

DDC 338/.02/012.

This classification describes the industrial structure of the Canadian economy in terms of the principal activities of establishments. It follows the traditional sectoring of the economy into extraction, e.g. agriculture and mining; transformation, e.g. manufacturing; and services, e.g. transportation, communication and other services. It has a four-tiered structure in which 861 industries are delineated at the four-digit level. It is designed for statistical application to facilitate the collection and compilation of comparable data series related to production.

	Per Issue
Canada:	\$60.00
United States:	US\$76.00
Other Countries:	US\$76.00

12-519E

Development and design of survey questionnaires / R. Platek, F.K. Pierre-Pierre and P. Stevens. 119 p. 28 cm. 1985. E. and F.

ISBN 0-660-11798-3.

DDC 001.4/222.

GENERAL AND REFERENCE

This publication intends to promote good questionnaire design and to serve as a reference and training tool. It provides a discussion of issues related to wording, format, layout, etc., illustrating these with examples from recent federal surveys. A checklist and bibliography complete the text.

Price: Out of Print

12-565E

Standard occupational classification, 1980. 656 p. 29 cm. 1981. E. and F.

ISBN 0-660-10673-6.

DDC 331.7/0012.

The classification provides a systematic classification structure to identify and categorize the entire range of occupational activity in Canada. It consists of 23 major groups which are subdivided into minor groups and unit groups. Definitions are provided for each occupational group, as well as classified and alphabetical indices to which occupational titles have been assigned.

Price: Back Issue

12-569E

CANSIM, Canadian Socio-economic Information Management System, mini base series directory. Irregular. First issue 1986. E. and F.

ISSN 0706-0831.

DDC 025/.063171.

Statistics Canada makes available through its network of distributors both the CANSIM main base consisting of some 400,000 economic and financial time series and a subset of some 25,000 time series which is known as the CANSIM mini base. The CANSIM mini base series directory provides a detailed guide to the standard set of some 25,000 of the most popular time series contained in the mini base. The directory includes: a table of contents which identifies, at a fairly aggregate level, the contents of the mini base and provides a link to the series directory; the contents by subject which outlines the contents of the mini base by broad subject categories; and an alphabetical subject index which comprises a list of key words for the full CANSIM main base with the letter "M" indicating mini base contents.

Price: Out of Print

12-570E

Canadian standard industrial classification for companies and enterprises, 1980 / Statistics Canada, Standards Division. 381 p. 30 cm. 1986. E. and F.

ISBN 0-660-11945-5.

DDC 338/.02/012.

The publication provides a framework for classifying Canadian companies and enterprises to 18 main industrial sectors such as energy, wood and paper, communications, 60 sub-sectors and 163 segments. It is

structured to reflect the organization of production for the delivery of goods and services. It is intended for use in the collection, compilation and publication of financial statistics, such as corporation financial statistics and corporation profits.

Per Issue

Canada: \$50.00

United States: US\$72.00

Other Countries: US\$72.00

12-571

Standard geographical classification : SGC, 1986. Volume I, The classification / Statistics Canada, Standards Division. 4th ed. 1 v. (loose leaf). 29 cm. 1987. Bilingual.

ISBN 0-660-53404-5.

DDC 917.1/001/48.

This volume presents a system of names and codes to identify geographical areas of Canada. These areas include provinces, census divisions (counties) and subdivisions (municipalities) which form the three-tiered hierarchy of the Standard Geographical Classification (SGC) as well as other standard systems such as census metropolitan areas.

Per Issue

Canada: \$55.00

United States: US\$75.00

Other Countries: US\$75.00

12-572

Standard geographical classification : SGC, 1986. Volume II, The reference maps / Statistics Canada, Standards Division. 4th ed. 1 v. (loose leaf). 29 cm. 1987. Bilingual.

ISBN 0-660-53405-3.

DDC 917.1/001/48.

This volume shows a series of 24 detailed maps showing the boundaries, names and codes of the 1986 Standard Geographical Classification covering all of Canada.

Per Issue

Canada: \$35.00

United States: US\$55.00

Other Countries: US\$55.00

12-573

Standard geographical classification : SGC, 1986. Volume III, Changes - 1981 to 1986 / Statistics Canada, Standards Division. 4th ed. 1 v. (loose leaf). 29 cm. 1987. Bilingual.

ISBN 0-660-53406-1.

DDC 917.1/001/48.

This volume is a five-year summary of the changes affecting the Standard Geographical Classification since January 2, 1981 including details such as: type of

GENERAL AND REFERENCE

change, effective date, population and territory affected in the case of boundary adjustments, etc.

Per Issue

Canada: \$75.00
United States: US\$95.00
Other Countries: US\$95.00

12-578E

Canadian export classification (based on the Harmonized System) / Statistics Canada, International Trade Division. 618 p. 28 cm. 1987. E. and F.

ISBN 0-660-12492-0.

DDC 382/.0971/0012.

Commencing January 1, 1988, Canadian exporters or their agents will be required to assign an export Harmonized System (H.S.) number to all export transactions. This publication which lists all possible export H.S. codes and their accompanying descriptions is therefore an essential tool in the preparation of customs export documentation. To assist in coding, the publication's introduction includes, among other things, an outline of the classification structure, an overview of the classification of goods, and the general rules for the interpretation of the Harmonized System.

Per Issue

Canada: \$35.00
United States: US\$48.00
Other Countries: US\$48.00

12-579E

Canadian export-import alphabetical index (based on the Harmonized System) / Statistics Canada, International Trade Division. 298 p. 28 cm. 1987. E. and F.

ISBN 0-660-12493-9.

DDC 382/.0971/0012.

This publication has been designed to be used in conjunction with both the *Canadian tariff and imports statistics nomenclature aligned to the structure of the Harmonized commodity description and coding system*, published by Revenue Canada (catalogue RV57-1-1-1987E) and the *Canadian export classification (based on the Harmonized System)* (12-578E). Its purpose is to facilitate the selection of the correct ten-digit import Harmonized System (H.S.) classification number and/or eight-digit export H.S. number based on the user's understanding of a commodity description. Approximately 17,000 product rulings are listed employing the key word principle in determining the alphabetic placement of an individual product descriptor.

Per Issue

Canada: \$35.00
United States: US\$48.00
Other Countries: US\$48.00

12-580E

Standard classification of goods, 1988 : based on the Harmonized Commodity Description and Coding System / Statistics Canada, Standards Division. 1 v. (loose leaf). 29 cm. 1988. E. and F.


ISBN 0-660-13042-4.

DDC 338/.02/012.

This publication classifies commodities according to an eight-digit structure. It is based upon the international Harmonized Commodity Description and Coding System, and separately identifies the classes used to collect statistics for imports, exports and production. The publication includes historical information, interpretive notes, and links to classifications used for 1987 data. The Standard Classification of Goods (SCG) is updated annually, by a series of amendments. The 1989 amendment contains a list of the codes changed and a set of replacement pages (available for \$37.00 in Canada and \$44.00 elsewhere).

Per Issue

Canada: \$81.00
United States: US\$102.00
Other Countries: US\$102.00



12-602E

Survey sampling : a non-mathematical guide / by A. Satin and W. Shastry. 69 p. 28 cm. 1983. E. and F.

ISBN 0-660-11224-8.

DDC 300/.723.


GENERAL AND REFERENCE

This publication describes the concepts and methods of survey sampling in a non-mathematical context. It gives first time or occasional survey researchers, social science students and those involved in contracting survey research a good basic understanding of common methods and practices used in sample design.

	<i>Per Issue</i>
<i>Canada:</i>	\$30.00
<i>United States:</i>	US\$36.00
<i>Other Countries:</i>	US\$36.00

business investment, exports, labour income, corporation profits, farm income, government spending and prices. The publication begins with an overview article, reviewing and analyzing economic developments in the most recent quarter. Most issues also contain a second, more technical article explaining national accounts methodology or analyzing a particular aspect of the economy. The main body of the publication consists of 23 statistical tables containing seasonally adjusted quarterly data for the most recent eight-year period.

	<i>Per Issue</i>	<i>Per Year</i>
<i>Canada:</i>	\$20.00	\$80.00
<i>United States:</i>	US\$24.00	US\$96.00
<i>Other Countries:</i>	US\$28.00	US\$112.00



COMPREHENSIVE STUDIES

13-001

National income and expenditure accounts. Quarterly. First issue 1953. Bilingual. (System of national accounts).

ISSN 0318-708X.

DDC 339.371.

Each quarter, this publication gives a comprehensive statistical picture of Canadian economic developments. The focus is on Canada's gross domestic product, including such components as consumer spending,

13-001 Publication and diskette package (10-294)

The diskettes are offered as a supplement for subscribers to 13-001. They include all the data in 13-001, a description of the series, plus software to aid in manipulating the data. Please note that the diskettes are embargoed until seven days after the official release of the data.

	<i>Per Year</i>
<i>Canada:</i>	\$180.00
<i>United States:</i>	US\$216.00
<i>Other Countries:</i>	US\$232.00

GENERAL AND REFERENCE

13-001 Facsimile service

In response to client demand for more timely reception of the *National Income and Expenditure Accounts* quarterly estimates (catalogue 13-001), the Income and Expenditure Accounts Division has initiated a facsimile service to provide the data published in *The daily* on the day of release at 10:00 a.m. (E.S.T.).

	<i>Per Issue</i>	<i>Per Year</i>
<i>Canada:</i>	\$60.00	\$100.00
<i>United States:</i>	US\$72.00	US\$120.00
<i>Other Countries:</i>	US\$84.00	US\$140.00

13-002P see 13-014

13-014

Financial flow accounts. Quarterly. First issue 1988. Bilingual.

ISSN 0380-0938.

DDC 339.2/6/0971.

Presents quarterly saving and capital expenditure data linked to borrowing and lending in a variety of financial instruments. Financial transactions are shown for the various sectors of the economy, such as persons and unincorporated business, financial and non-financial corporations, governments and a rest-of-the-world sector. (Previously 13-002 and 13-002P, 13-002P changed to 13-014 and absorbed 13-002).

	<i>Per Issue</i>	<i>Per Year</i>
<i>Canada:</i>	\$12.50	\$50.00
<i>United States:</i>	US\$15.00	US\$60.00
<i>Other Countries:</i>	US\$17.50	US\$70.00

13-201

National income and expenditure accounts, annual estimates. Annual. First issue 1938/1944. Bilingual. (System of national accounts).

ISSN 0703-0037.

DDC 339.371.

This publication provides a comprehensive annual perspective on the Canadian economy. The subject matter is similar to, but much more detailed than that in publication 13-001. The focus is on Canada's gross domestic product and four major sectors of the economy: households, businesses, governments and non-residents. Industrial and provincial distributions are provided for several aggregates and there is a thorough financial statement for the various levels of government in Canada. The publication includes an article reviewing and analyzing the latest data revisions. The main body of the publication consists of more than 70 statistical tables, extensively footnoted and cross-referenced, containing annual data for the most recent twelve-year period.

Per Issue

<i>Canada:</i>	\$39.00
<i>United States:</i>	US\$47.00
<i>Other Countries:</i>	US\$55.00

13-201 Publication and diskette package (10-297)

The diskettes are offered as a supplement to subscribers to 13-201. They include all the data in 13-201, a description of the series, plus software to aid in manipulating the data. Please note that the diskettes are embargoed until seven days after the official release of the data.

Per Issue

<i>Canada:</i>	\$119.00
<i>United States:</i>	US\$143.00
<i>Other Countries:</i>	US\$151.00

13-201 Facsimile service

Please see the *Facsimile service* listed under 13-001.

13-207

Income distributions by size in Canada. Annual. First issue 1971. Bilingual.

ISSN 0575-8750.

DDC 339.2/2/0971.

This publication provides estimates of family and individual incomes by size of income, major source of income, region/province, sex and other characteristics. It includes income shares by quintiles and incidence and characteristics of low income families and unattached individuals. Statistics are derived from the Survey of Consumer Finances conducted annually since 1972. The report also includes a data analysis, definitions, data quality, a survey questionnaire and a bibliography.

Per Issue

<i>Canada:</i>	\$40.00
<i>United States:</i>	US\$48.00
<i>Other Countries:</i>	US\$56.00

13-208

Family incomes, census families. Annual. First issue 1971. Bilingual.

ISSN 0703-7368.

DDC 339.2/2/0971.

This publication shows the distribution of census families and persons not in families by size of income, major source of income, region/province, age, sex and other characteristics. The census family concept used is identical to that of the Canadian census. Statistics are derived from the Survey of Consumer Finances conducted annually since 1972. Definitions and a bibliography are included.

GENERAL AND REFERENCE

	<i>Per Issue</i>
<i>Canada:</i>	\$19.00
<i>United States:</i>	US\$23.00
<i>Other Countries:</i>	US\$27.00

13-210

Income after tax, distributions by size in Canada. Annual. First issue 1971. Bilingual.
ISSN 0319-0374.
DDC 339.2/0971.

Income distributions for families, unattached individuals and all persons with income are shown on an after-tax basis by selected characteristics such as region, age and sex. Income after tax is defined as total money income less income tax paid. Statistics are derived from the Survey of Consumer Finances conducted annually since 1972. Data analysis, definitions, data quality and a bibliography are included.

	<i>Per Issue</i>
<i>Canada:</i>	\$25.00
<i>United States:</i>	US\$30.00
<i>Other Countries:</i>	US\$35.00

13-211

Fixed capital flows and stocks. Annual. First issue 1926/1973. Bilingual.
ISSN 0317-5154.
DDC 332/.0414/0971.

Covers the most recent five years of capital flow and stock data by industry (1970 Standard Industrial Classification). Estimates of capital formation, capital consumption allowances and gross and net stock, in both current and constant (1971) dollars, are given for building, engineering and machinery and equipment assets. Price indexes for capital expenditures on plant and equipment for industry are also presented. Includes definitions, a short description of the methodology and a list of related publications.

Price: Out of Print

13-213

Provincial economic accounts, annual estimates. Annual. First issue 1961/1976. Bilingual. (System of national accounts).
ISSN 0847-0359.
DDC 336.71.

This publication provides a regional perspective on Canadian economic developments. It includes separate sets of statistical tables, organized in a manner similar to those in publication 13-001, for each of the twelve provinces and territories. The focus is on each region's gross domestic product, final domestic demand, personal disposable income and government sector accounts. The publication begins with an article outlining concepts and methods and reviewing regional economic developments

in the most recent year. The main body of the publication consists of 18 statistical tables, for each of Canada as a whole and the twelve provinces and territories, containing annual data for the most recent five year period.

	<i>Per Issue</i>
<i>Canada:</i>	\$40.00
<i>United States:</i>	US\$48.00
<i>Other Countries:</i>	US\$56.00

13-213 Publication and diskette package (10-299)

The diskettes are offered as a supplement to subscribers to 13-213. They include all the data in 13-213, a description of the series, plus software to aid in manipulating the data. Please note that the diskettes are embargoed until seven days after the official release of the data.

	<i>Per Issue</i>
<i>Canada:</i>	\$120.00
<i>United States:</i>	US\$144.00
<i>Other Countries:</i>	US\$152.00

13-213 Facsimile service

Please see the *Facsimile service* listed under 13-001.

13-213P

Provincial economic accounts, preliminary estimates. Annual. First issue 1988. Bilingual. (System of national accounts)
ISSN 0706-3083.
DDC 336.71.

This publication contains preliminary estimates for the main statistical series in publication 13-213 and is available five months after the reference year. The focus is on each region's final domestic demand and gross domestic product. The components of final domestic demand are measured both at current prices and at constant 1981 prices and there is a set of implicit price indexes. Factor incomes such as wages and salaries, corporation profits and farm income are also presented. There are four tables for each of Canada and the 12 provinces and territories. The publication also includes an article outlining data sources and methods and highlighting regional economic developments during the year.

	<i>Per Issue</i>
<i>Canada:</i>	\$26.00
<i>United States:</i>	US\$31.00
<i>Other Countries:</i>	US\$36.00

13-213S

Provincial economic accounts : historical issue, 1961-1986 / Statistics Canada, Income and Expenditure Accounts Division. (System of national accounts). 465 p. 28 cm. 1988. Bilingual.
ISBN 0-660-53432-0.
DDC 336.71.

GENERAL AND REFERENCE

This is a special issue of publication 13-213 which was released following the historical revision to the System of National Accounts in 1986. It contains an article describing the concepts and methods of the provincial accounts system, and presenting the highlights of the historical revision and the estimates for 1986. A glossary of provincial accounts terms is also included. The statistical tables include complete annual data for the Provincial Economic Accounts, beginning at their origin in 1961 and ending in 1986. See the description of publication 13-213 for more information about the contents of these statistical tables.

Per Issue

Canada:	\$70.00
United States:	US\$80.00
Other Countries:	US\$80.00

13-213S Publication and diskette package (10-295)

The diskettes are offered as a supplement to subscribers to 13-213S. They include all the data in 13-213S, a description of the series, plus software to aid in manipulating the data. Please note that the diskettes are embargoed until seven days after the official release of the data.

Per Issue

Canada:	\$150.00
United States:	US\$176.00
Other Countries:	US\$176.00

13-214

Financial flow and national balance sheet accounts.

Annual. First issue 1961/1984. Bilingual. (System of national accounts).

ISSN 0825-9216.

DDC 339.2/6/0971.

Provides data for national and sectoral wealth and net worth in the form of annual balance sheets for the total economy and its component sectors. Sector aggregations and tangible and financial asset and liability categories are reconcilable to quarterly financial flow account transactions, also included in the publication. CANSIM reference numbers are provided for all series. Previously *National balance sheet accounts*.

Per Issue

Canada:	\$35.00
United States:	US\$42.00
Other Countries:	US\$49.00

13-216

Income estimates for subprovincial areas. Annual. First issue 1983. Bilingual.

ISSN 0825-124X.

DDC 339.2/0971.

Two kinds of income estimates, money income and personal income are shown for subprovincial areas,

counties or census divisions, and census metropolitan areas on an aggregate and per capita basis. Money income is disaggregated by source of income; income taxes assessed and money income after taxes are also given. Personal income is a broader income measure based on national accounts concepts. As well, personal disposable income (personal income minus taxes) is given.

Per Issue

Canada:	\$27.00
United States:	US\$32.00
Other Countries:	US\$38.00

13-217

Earnings of men and women. Annual. First issue 1984. Bilingual.

ISSN 0829-6235.

DDC 331.2/971.

This publication shows annual earnings by sex. Earnings distributions are shown for men and women by province, age, education, occupation and work experience. Also presented are data on the earnings contributions of husbands and wives to family income. Statistics are derived from the Survey of Consumer Finances conducted annually since 1972.

Per Issue

Canada:	\$25.00
United States:	US\$30.00
Other Countries:	US\$35.00

13-218

Household facilities by income and other characteristics. Annual. First issue 1986. Bilingual.

ISSN 0226-4560.

DDC 339.4/1/0971.

This annual examines, in private households, relationships between income and household facilities and equipment, by region, household type, age of head and size of area, and between monthly cash rent and annual income. It also provides selected statistics on low income households. The publication includes data analysis, definitions, data quality, a survey questionnaire and a bibliography.

Per Issue

Canada:	\$35.00
United States:	US\$42.00
Other Countries:	US\$49.00

13-531

National income and expenditure accounts : annual estimates, 1926-1986 / Statistics Canada, Income and Expenditure Accounts Division. (System of national accounts). 241 p. 28 cm. 1988. Bilingual.

ISBN 0-660-53422-3.

DDC 339.371.

GENERAL AND REFERENCE

This is a special issue of publication 13-201 which was released following the historical revision to the System of National Accounts in 1986. It contains an article summarizing the important aspects of the historical revision, a glossary of national accounts terms, and complete data for all 75 tables in the annual National Income and Expenditure Accounts, beginning at their origin in 1926 and ending in 1986. See the description of publication 13-201 for more information about the contents of these statistical tables.

	<i>Per Issue</i>
<i>Canada:</i>	\$50.00
<i>United States:</i>	US\$52.00
<i>Other Countries:</i>	US\$52.00

13-531 Publication and diskette package (10-296)

The diskettes are offered as a supplement to subscribers to 13-531. They include all the data in 13-531, a description of the series, plus software to aid in manipulating the data. Please note that the diskettes are embargoed until seven days after the official release of the data.

	<i>Per Issue</i>
<i>Canada:</i>	\$140.00
<i>United States:</i>	US\$160.00
<i>Other Countries:</i>	US\$160.00

13-533

National income and expenditure accounts : quarterly estimates, 1947-1986 / Statistics Canada, Income and Expenditure Accounts Division. (System of national accounts). 210 p. 28 cm. 1989. Bilingual.

ISBN 0-660-53421-5.

DDC 339.371.

This is a special issue of publication 13-001 which was released following the historical revision to the System of National Accounts in 1986. It contains complete data for all 23 tables in the quarterly seasonally adjusted National Income and Expenditure Accounts, beginning at their origin in 1947 and ending in 1986. See the description of publication 13-001 for more information about the contents of these statistical tables.

	<i>Per Issue</i>
<i>Canada:</i>	\$50.00
<i>United States:</i>	US\$60.00
<i>Other Countries:</i>	US\$60.00

13-533 Publication and diskette package (10-298)

The diskettes are offered as a supplement to subscribers to 13-533. They include all the data in 13-533, textual descriptions for the series, plus software to aid in manipulating the data. Please note that the diskettes are embargoed until seven days after the official release of the data.

Per Issue

<i>Canada:</i>	\$100.00
<i>United States:</i>	US\$120.00
<i>Other Countries:</i>	US\$120.00

13-548 see 13-588 no. 2

13-568

Fixed capital flows and stocks, historical, 1936-1983 / Statistics Canada, Construction Division. 286 p. 28 cm. 1983. Bilingual.

ISBN 0-660-52232-2.

DDC 332/.0414/0971.

This publication presents for the period 1936 to 1983, in current and constant (1971) dollars, estimates of capital formation, capital consumption allowances and capital stocks for both the residential and non-residential sectors (the latter being broken down into manufacturing and non-manufacturing industry groupings). It also provides price indexes (1971 = 100) for the same period for capital expenditure on plant and equipment. It contains a list of CANSIM matrices, related publications and an explanatory introduction.

Per Issue

<i>Canada:</i>	\$15.90
<i>United States:</i>	US\$19.10
<i>Other Countries:</i>	US\$19.10

13-578

Wealth of families with working wives, 1977 / by A. Rashid. 156 p. 28 cm. 1983. Bilingual.

ISBN 0-660-51854-6.

DDC 339.2/2/0971.

Estimates the impact of wife's work status on family wealth through an analysis of comparative wealth positions of working-wife and non-working-wife families. Also discusses differences in home-ownership, value of owner-occupied homes, mortgage debt, and business/farm/professional equities between families with and without working wives. Includes data analysis, definitions, data quality, and bibliography.

Per Issue

<i>Canada:</i>	\$8.45
<i>United States:</i>	US\$10.15
<i>Other Countries:</i>	US\$10.15

13-579

Historical tables for census education data 1971, 1976 and 1981 : Canada, regions, provinces. 156 p. 28 cm. 1984. Bilingual.

ISBN 0-660-51859-7.

DDC 304.6/0971.

Brings together education data from the 1971, 1976 and 1981 population censuses on highest level of schooling.

GENERAL AND REFERENCE

university certificates and degrees, trades/vocational training, median years of schooling and school attendance. Also shows selected education related socio-economic data such as labour force activity, industry, occupation, income, immigration status, internal mobility, nuptiality and religion. Includes data analysis, definitions and bibliography.

Per Issue

Canada: \$8.65
United States: US\$10.60
Other Countries: US\$10.60

13-579S

Supplement to "Historical tables for census education data 1971, 1976 and 1981" / Statistics Canada, Housing, Family and Social Statistics Division. 76 p. 28 cm. 1985. Bilingual.

ISBN 0-660-52857-6.

DDC 304.6/0971.

This publication contains tables providing additional data to corresponding tables in the 1981 census publication, *Population, Historical tables for census education data, 1971, 1976 and 1981*, regarding median years of schooling, labour force participation rates and average income.

Per Issue

Canada: \$20.00
United States: US\$21.00
Other Countries: US\$21.00

13-580

The distribution of wealth in Canada, 1984 / Statistics Canada, Labour and Household Surveys Analysis Division. 85 p. 28 cm. 1986. Bilingual.

ISBN 0-660-52877-0.

DDC 339.2/2/0971.

This report describes the wealth distribution of Canadian households according to a wide range of socio-demographic characteristics including, for example, region, income, age and sex. As well, the composition of wealth, in terms of home value, bank deposits, stocks/shares and vehicles, is given by income, region and age. The data were collected through personal interview with a sample of approximately 15,000 households. The previous survey was conducted in 1977.

Per Issue

Canada: \$25.00
United States: US\$26.50
Other Countries: US\$26.50

13-581E

Charting Canadian incomes, 1951-1981. 28 p. 26 cm. 1984. E. and F.

ISBN 0-660-11507-7.

DDC 339.2/2/0971.

A collection of charts summarizing the income experience of Canadians indicates that average real income of families increased steadily from 1951 to 1976 but thereafter has levelled off. The effects of number of earners, age, sex, family size and regional differences on income are also studied in a historical context. Includes glossary and bibliography.

Price: Back Issue

13-584

Characteristics of high income families, 1980 / by A. Rashid. 97 p. 28 cm. 1986. Bilingual.

ISBN 0-660-52875-4.

DDC 305.5/234/0971.

Based on data from the 1981 Census, the publication examines the sources and composition of the income of families which, ranked by size of family income in 1980, formed the top one per cent of all families. It also analyzes the families' socio-demographic and economic characteristics: life cycle, educational attainment, work patterns, etc. It includes a brief examination of the changes in some of the characteristics and composition of income of rich families between 1970 and 1980.

Per Issue

Canada: \$20.00
United States: US\$21.00
Other Countries: US\$21.00

13-585E

A guide to the financial flow and national balance sheet accounts / Statistics Canada, International and Financial Economics Division, Financial Flows Section. 155 p. 28 cm. 1989. E. and F.

ISBN 0-660-12077-1.

DDC 339.2/6/0971.

Overview of the conceptual framework, methodology and presentation of the two related sets of financial accounts. Transaction (asset and liability) categories and sectors are defined and data sources are discussed.

Per Issue

Canada: \$36.00
United States: US\$37.00
Other Countries: US\$37.00

13-588 no. 1

Changes in the distribution of wealth in Canada, 1970-1984 / by G. Oja (Income analytic report no. 1). 39 p. 28 cm. 1987. Bilingual.

ISBN 0-660-53414-2.

DDC 339.2/2/0971.

The results from three independent surveys conducted in 1970, 1977 and 1984 are examined to identify changes in the distribution of wealth among Canadian households. The composition of wealth - home or business equity,

GENERAL AND REFERENCE

value of vehicles, financial assets or debts - is analyzed according to quintile groups based on income or wealth and the age of the family head.

	<i>Per Issue</i>
<i>Canada:</i>	\$12.00
<i>United States:</i>	US\$13.00
<i>Other Countries:</i>	US\$13.00

13-588 no. 2

Pensions and incomes of the elderly in Canada, 1971-1985 / by G. Oja in collaboration with R. Love. (Income analytic report no. 2) 118 p. 28 cm. 1988. Bilingual.

ISBN 0-660-53427-4.

DDC 332.024/0565.

This report examines changes in the income sources of Canada's elderly population using data from the Survey of Consumer Finances. It focuses on private pension and investment income and the trends that have taken place since 1971. Also featured is a demographic profile of the elderly according to these income sources. (Quote catalogue no. 13-548 when ordering.)

	<i>Per Issue</i>
<i>Canada:</i>	\$24.00
<i>United States:</i>	US\$25.00
<i>Other Countries:</i>	US\$25.00

13-588 no. 3

The characteristics of dual-earner families / by Maureen Moore. (Income analytic report no. 3). 79 p. 28 cm. 1989. Bilingual.

ISBN 0-660-54214-5.

DDC 331.4/3/0971.

This study looks at the widespread increases over the past 20 years in the participation of wives in the labour force. Based on Survey of Consumer Finances data, the study examines the links between occupation, education, fertility and marriage. It also discusses some of the issues affecting dual-earner families (increased family income, daycare). (Quote catalogue no. 13-601 when ordering.)

	<i>Per Issue</i>
<i>Canada:</i>	\$25.00
<i>United States:</i>	US\$30.00
<i>Other Countries:</i>	US\$30.00

13-589E

A user guide to the Canadian system of national accounts / by John D. Randall. 106 p. 28 cm. 1989. E. and F.

ISBN 0-660-13257-5.

DDC 339.3/0971.

This publication is a further step in Statistics Canada's initiative to promote the understanding and use of key

economic series published by the organization. For the first time, all components of the Canadian System of National Accounts are defined and discussed under one cover. The report covers some principal national accounting tenets and embraces input-output, income and expenditure, financial flows, national balance sheets, balance of payments and the international investment position as well as the key concepts of each component. This publication also devotes a chapter on certain classic issues, and possible extensions and modifications to the System and some more recent concerns about the System of National Accounts. This book is intended for use by those working in the field as a general reference guide, and for outside users as an introduction to the availability and contents of the Canadian System of National Accounts.

	<i>Per Issue</i>
<i>Canada:</i>	\$25.00
<i>United States:</i>	US\$30.00
<i>Other Countries:</i>	US\$30.00

13-601 see 13-588 no. 3

14-201 see 15-204

SNA INDUSTRY AND COMMODITY STATISTICS

Publications with a catalogue number prefix 15 contain industry and/or commodity information which has been integrated within the System of National Accounts (SNA). SNA publications which are not industry and/or commodity oriented are published under catalogue number prefix 13. SNA industry and commodity groupings may differ from other Statistics Canada official classifications such as the Standard Industrial Classification (SIC). These differences ensure that SNA variables are defined consistently over time and across SNA industry and commodity classifications. In addition, integration of source data within the SNA framework ensures consistency in statistical terms. Nevertheless, SNA industry and commodity definitions are uniquely defined in terms of the other official classification structures.

15-001

Gross domestic product by industry. Monthly. First issue, Jan. 1987. Bilingual. (System of national accounts).

ISSN 0711-852X.

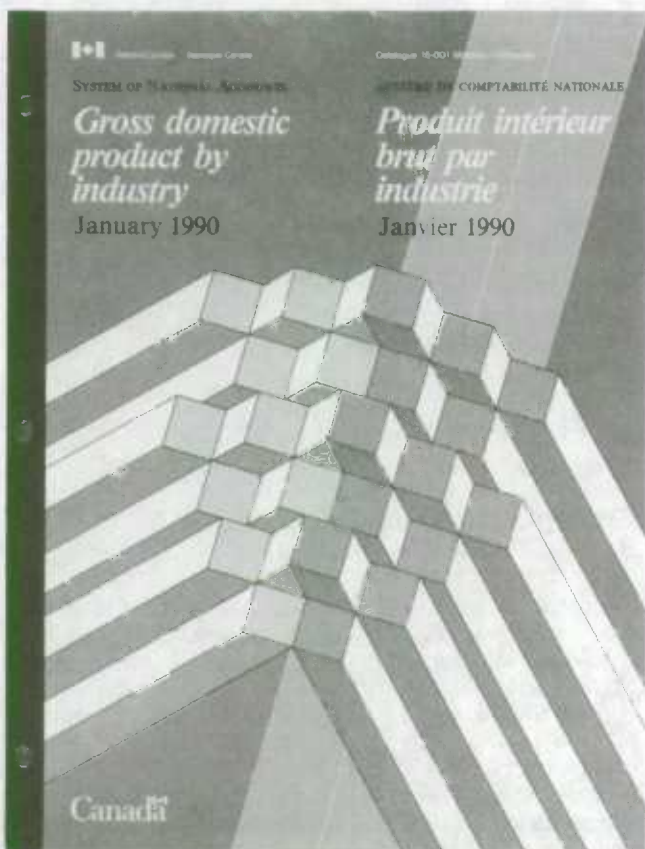
DDC 339.371.

The publication contains monthly, quarterly, and annual estimates of gross domestic product for 183 industries, including aggregates and special industry groupings. Estimates are available nationally and seasonally adjusted, in millions of dollars at 1981 prices, for the

GENERAL AND REFERENCE

current year and the previous year. The June issue contains historical data covering the most recent several years. A brief text provides analytical highlights, and charts of four major industry groupings are also present.

	Per Issue	Per Year
Canada:	\$12.70	\$127.00
United States:	US\$15.20	US\$152.00
Other Countries:	US\$17.80	US\$178.00



15-201

The input-output structure of the Canadian economy. Annual. First issue 1971/76. Bilingual. (System of national accounts).

ISSN 0226-2304.

DDC 339.2/3/0971.

This volume contains the national input-output tables at the medium level of aggregation for the most recent reference year, gross domestic product at factor cost by industry, the aggregation parameters and the quality assurance and ratings. For textual material on the input-output accounting framework, models, classification systems, definitions, concepts and sources and methods, see *The input-output structure of the Canadian economy, 1961-1981 (revised data)* (catalogue no. 15-510).

Per Issue

Canada:	\$60.00
United States:	US\$72.00
Other Countries:	US\$84.00

15-202

The input-output structure of the Canadian economy in constant prices. Annual. First issue 1971/76. Last issue 1986. Bilingual. (System of national accounts). **Discontinued.**

ISSN 0226-2312.

DDC 339.2/3/0971.

This volume presents the national input-output tables in constant prices at the medium level of aggregation, gross domestic product at factor cost by industry, the aggregation parameters and the quality assurance and ratings. This volume is a companion to 15-201 *The input-output structure of the Canadian economy* which gives the corresponding tables at current prices. For textual material on the input-output accounting, deflation and the gross domestic product, see *The input-output structure of the Canadian economy in constant prices, 1961-1981 (revised data)* (catalogue no. 15-511). **Note:** Publication 15-202 is discontinued. The data will be amalgamated into 15-201.

Per Issue

Canada:	\$40.00
United States:	US\$48.00
Other Countries:	US\$48.00

15-203

Provincial gross domestic product by industry. Annual. First issue 1971/1984. Bilingual. (System of national accounts).

ISSN 0712-8762.

DDC 339.371.

Presents current price estimates of provincial gross domestic product at factor cost (GDP) for goods-producing industries plus education, hospitals and accommodation and food services. Constant 1971 prices provincial GDP estimates for selected industries are also shown. Provides brief descriptions of concepts, sources and methods.

Per Issue

Canada:	\$35.00
United States:	US\$42.00
Other Countries:	US\$49.00

15-204

Aggregate productivity measures. Annual. First issue 1946/65. Bilingual. (System of national accounts).

ISSN 0317-7882.

DDC 331.11/8/0971.

The publication provides indexes of output per person employed and per person-hour, and indexes of unit labour costs for all commercial industries as well as

GENERAL AND REFERENCE

industry groupings, including commercial goods-producing industries, commercial service-producing industries, agriculture and manufacturing. It also provides comparisons with corresponding US official measures where available. Data sources; time series in index form; industrial classification used; and labour productivity, unit labour cost and related data are included. Previously 14-201.

Per Issue

Canada: \$40.00
United States: US\$48.00
Other Countries: US\$56.00

15-510

The input-output structure of the Canadian economy, 1961-1981 (revised data) / Statistics Canada, Input-Output Division. (System of national accounts). 526 p. 36 cm. 1987. Bilingual.

ISBN 0-660-53419-3.

DDC 339.2/3.

This publication contains input-output tables for the period 1961 to 1981 which are the results of the latest historical revision of the various accounts which form the Canadian System of National Accounts (CSNA). It also provides the final estimates of Gross Domestic Product at factor cost by industry which establishes the contribution of each industry to the total value of production in the economy. These input-output tables constitute a data bank on the production and distribution activity of all industries in Canada which is integrated to the CSNA through the input-output accounting framework. They show who is producing what (distinguishing roughly 200 industries and 600 commodities), who is buying what (intermediate purchases by producers for the production of other commodities or final purchases by producers for the production of other commodities or final purchases by sector) and how much it costs to produce them in material, labour and capital. The introductory chapters cover the following subjects: the input-output accounting framework, the classification system, some special definitions used in the input-output tables, the sources and methods, the aggregation parameters, gross domestic product, some uses and interpretations of the tables and the input-output models used for impact analysis.

Per Issue

Canada: \$66.00
United States: US\$79.00
Other Countries: US\$79.00

15-511

The input-output structure of the Canadian economy in constant prices, 1961-1981 (revised data) / Statistics Canada, Input-Output Division. (System of national accounts). 442 p. 36 cm. 1987. Bilingual.

ISBN 0-660-52891-6.

DDC 339.2/3/0971.

This publication contains input-output tables in constant prices for the period 1961 to 1981 which are the results of the latest historical revision of the various accounts which form the Canadian System of National Accounts (CSNA). It also provides the final estimates of Real Gross Domestic Product at factor cost by industry which establishes the contribution of each industry to the total volume of production in the economy. These tables constitute a data bank on the production and distribution activity of all industries in Canada which is integrated to the CSNA through the input-output accounting framework. They show who is producing what (distinguishing roughly 200 industries and 600 commodities), who is buying what (intermediate purchases by producers for the production of other commodities or final purchases by sector) and how much it costs to produce them in material, labour and capital. The introductory chapters cover the following subjects: the input-output accounting framework, the nature, sources and methods of deflation, Gross Domestic Product and the aggregation parameters.

Per Issue

Canada: \$66.00
United States: US\$79.00
Other Countries: US\$79.00

15-512

Gross domestic product by industry (1981=100), 1961-1980 / Statistics Canada, Industry Measures and Analysis Division, Monthly Measures Section. (System of national accounts). 219 p. 28 cm. 1987. Bilingual.

ISBN 0-660-53412-6.

DDC 339.371.

Gross domestic product by industry at factor cost in 1981 prices by month and by quarter, seasonally adjusted at annual rates, and annual data, in millions of dollars, 1961-1980 for Canada.

Per Issue

Canada: \$50.00
United States: US\$51.50
Other Countries: US\$51.50

SEASONAL VARIATIONS

16-502

Seasonal variations in the Canadian economy : retail trade / Statistics Canada, Time Series Research and Analysis Division. 160 p. 28 cm. 1985. Bilingual.

ISBN 0-660-52856-8.

DDC 381/.1/0971.

Analyzes seasonal fluctuations in economic activity focusing on the retail trade sector. Presents data from 1972 to 1982 for 28 kinds of businesses as well as regional breakdowns of retail sales. Adopts a practical approach to the complicated task of seasonal analysis of

GENERAL AND REFERENCE

current sales, and of creating an index of seasonal variation.

	<i>Per Issue</i>
<i>Canada:</i>	\$25.00
<i>United States:</i>	US\$26.50
<i>Other Countries:</i>	US\$26.50

SMALL AREA DATA

17-202 to 17-206

Demographic and income statistics for postal areas. Annual. First issue 1987. Bilingual.

ISSN 0840-8491.

DDC 339.2/2/0971.

This annual publication brings together various demographic and socio-economic characteristics of tax filers for more than 7,000 postal areas across Canada. Its primary objective is to provide key socio-economic indicators for a number of uses such as marketing, direct mailing, social service planning, regional analysis, provincial and municipal planning, etc. Among the 30 different characteristics provided are the age and sex of tax filers, a distribution of tax filers by level of income, the median income and how it compares to the income reported five years earlier. In addition, each of the 7,000 postal area's median income is compared to the provincial and Canadian figures. This reference manual also includes a special appendix which provides a cross-reference of postal codes, thus facilitating the identification of place names. Also featured is a special highlights section which takes a close look at some of the major trends that have taken place at the national, provincial and regional levels in 1988. This publication is available in five versions: Canada (17-202); Atlantic provinces (17-203); Quebec (17-204); Ontario (17-205) and Western provinces and the Territories (17-206).

17-202 Canada

	<i>Per Issue</i>
<i>Canada:</i>	\$331.00
<i>United States:</i>	US\$397.00
<i>Other Countries:</i>	US\$463.00

17-203 Atlantic Provinces

	<i>Per Issue</i>
<i>Canada:</i>	\$122.00
<i>United States:</i>	US\$146.00
<i>Other Countries:</i>	US\$171.00

17-204 Québec

	<i>Per Issue</i>
<i>Canada:</i>	\$122.00
<i>United States:</i>	US\$146.00
<i>Other Countries:</i>	US\$171.00

17-205 Ontario

	<i>Per Issue</i>
<i>Canada:</i>	\$122.00
<i>United States:</i>	US\$146.00
<i>Other Countries:</i>	US\$171.00

17-206 Western Canada and Territories

	<i>Per Issue</i>
<i>Canada:</i>	\$122.00
<i>United States:</i>	US\$146.00
<i>Other Countries:</i>	US\$171.00

SPECIAL STUDIES

18-501E

Developing a longitudinal database on businesses in the Canadian economy : an approach to the study of employment / Statistics Canada, Business Microdata Integration and Analysis. 127 p. 28 cm. 1988. E. and F.

ISBN 0-660-12669-9.

DDC 331.11/07/2071.

This publication outlines how a database on employment by size of firm was created, discusses its current status and potential, and analyses the pitfalls in using it to make assertions about our current knowledge of the role of small business in the dynamics of job creation. The database, created by linking data from survey and administrative sources, is presented in a set of tabulations for 1978 and 1984 and for changes between these two years. The tabulations focus on the labour used by businesses and the data are disaggregated by size of business, life status of the business (continuous, newly identified or no longer identified) and country of control. They are tabulated by industry and by province.

	<i>Per Issue</i>
<i>Canada:</i>	\$41.00
<i>United States:</i>	US\$43.00
<i>Other Countries:</i>	US\$43.00

PRIMARY INDUSTRIES

Contents	Page
Primary Industries	
21 Farm Income, Value and General Production	29
22 Farm Crops	31
23 Farm Livestock and Animal Products	32
25 Forestry	33
26 Mining	34

FARM INCOME, VALUE AND GENERAL PRODUCTION

21-001

Farm cash receipts. Quarterly. First issue, Jan./July 1940. Bilingual.

ISSN 0703-7945.

DDC 338.1/3/0971.

This publication contains farm cash receipt estimates for individual crop, livestock and direct program payments. Cumulative quarterly data for the current and previous year are published by province and at the national level. The publication also includes some analysis and explanatory notes on concepts and methods.

	Per Issue	Per Year
Canada:	\$11.00	\$44.00
United States:	US\$13.25	US\$53.00
Other Countries:	US\$15.50	US\$62.00

21-522E

Farming facts. Annual. First issue 1980. E. and F.

ISSN 0835-6246.

DDC 338.1/0971.

Reference report covering highlights on virtually every kind of Canadian agricultural activity - from oilseed production to honey and wax production. This publication delivers up-to-date statistics on crops, livestock, poultry, farm cash receipts, investment and expenses.

	Per Issue
Canada:	\$3.00
United States:	US\$4.00
Other Countries:	US\$4.00

AGRICULTURE WORKING PAPERS

21-601E no. 4

An overview of the Canadian oilseed industry / Glenn Lennox. (Working paper no. 4). 22 p. 28 cm. 1984. E. and F.

ISBN 0-660-11658-8.

DDC 338.1/7385/0971.

An overview of the supply and disposition factors for the

Canadian oilseed industry. Covers oilseed production, marketing, exports, domestic processing and domestic consumption, and is intended as a complement to the tabular data compiled by the Grain Marketing Unit.

Price: Out of Print

21-601 no. 5

Preliminary analysis of the contribution of direct government payments to realized net farm income / Lambert Gauthier. (Working paper no. 5). 80 p. 28 cm. 1984. Bilingual.

ISBN 0-660-52697-2.

DDC 338.1/871.

The publication presents an analysis of direct government payments to farmers compared to the level and variability of realized net farm income. It shows the role of direct government payments in stabilizing and/or improving the income of farmers. The total direct government payments by program and by province are shown for the years 1971-1979.

	Per Issue
Canada:	\$7.00
United States:	US\$8.40
Other Countries:	US\$8.40

21-601E no. 6

Characteristics of farm entrants and their enterprises in Southern Ontario for the years 1966 to 1976 / by Jean B. Down. (Working paper no. 6). 50 p. 28 cm. 1982. E. and F.

ISBN 0-660-11346-5.

DDC 631/.09713.

The study examines farm entry from the time of farm turnover to established farming status. Data from 1966-71-76 Census of Agriculture Match are used to compare the resource allocation of farm entrants and established farmers and to describe characteristics of farm entry in Southern Ontario.

	Per Issue
Canada:	\$6.00
United States:	US\$7.20
Other Countries:	US\$7.20

21-601E no. 7

A summary of commodity programs in the United States / Allister Hickson. (Working paper no. 7). 28 p. 28 cm. 1984. E. and F.

ISBN 0-660-11646-4.

DDC 338.1/873.

Commodity programs are an important factor in the U.S. and thus the Canadian and world grain production and marketing sphere. This publication reviews these programs as of May 15, 1984 to assist our users in the interpretation of grain marketing data.

PRIMARY INDUSTRIES

Per Issue

Canada:	\$5.00
United States:	US\$6.00
Other Countries:	US\$6.00

21-601E no. 10

Revisions to the treatment of imputed house rents in the Canadian farm accounts, 1926-1979 / Mike Trant. (Working paper no. 10). 30 p. 28 cm. 1986. E. and F.

ISBN 0-660-11954-4.

DDC 338.1/3/0971.

This publication explains revisions in the treatment of farm house expenses. These revisions were incorporated in the farm income estimates in May 1979. The revisions involved two major changes, the first being the elimination of imputed house rent from the farm accounts and the second being the subtraction, from farm business expenses, of those costs associated with the personal use of farm dwellings. The revisions are explained through a presentation of the background regarding the logic and concepts originally used for handling farm house expenses in the accounts and through the identification of the conceptual problems inherent in the original method. This is followed by a detailed description of the revisions to the treatment of the farm expenses associated with the farm house.

Per Issue

Canada:	\$11.00
United States:	US\$12.00
Other Countries:	US\$12.00

AGRICULTURE METHODOLOGY PAPERS

21-602E no. 2

Data collection and estimating procedures of the Animal Products Unit / by Peter Beerstecher, Elizabeth Leckie. (Methodology paper no. 2). 105 p. 28 cm. 1982. E. and F.

ISBN 0-660-11151-9.

DDC 641.3/06/028.

The publication deals with the collection and estimating procedures used to gather data in the following fields: dairy, poultry and eggs, cold storage stocks of frozen foods, and furs (wildlife and ranch raised). Production, inventories, prices and disappearance are estimated for the above commodities using the methodology described in this publication.

Per Issue

Canada:	\$6.00
United States:	US\$7.20
Other Countries:	US\$7.20

21-602E no. 4

Farm operating expenses and depreciation charges : data sources, concepts and methods / by May Holbein. (Methodology paper no. 4) 71 p. 28 cm. 1982. E. and F.


ISBN 0-660-11213-2.

DDC 338.1/3/028.

This report reviews the current sources, concepts and methods which are being used in the estimation of farm operating expenses and depreciation charges. Strengths and limitations of the estimates, special adjustments, recent and proposed changes, and problems are discussed.

Per Issue

Canada:	\$6.00
United States:	US\$7.20
Other Countries:	US\$7.20



21-603E

Agriculture economic statistics. Irregular. First issue 1926/1978. E. and F.

ISSN 0833-6210.

DDC 338.1/3/0971.

This publication presents estimates of eight agricultural economic indicators: farm income, farm cash receipts,

PRIMARY INDUSTRIES

farm operating expenses and depreciation charges, the index of farm production, current values of farm capital, farm debt outstanding, the farm product price index, and direct program payments. Notes on the concepts and methods are included with the basic historical data set. Twice each year updates are released which include new and revised estimates of these indicators (except for the index of farm production which was last estimated for 1985) and data highlights for the most current year.

	<i>Per Issue</i>
<i>Canada:</i>	\$21.00
<i>United States:</i>	US\$25.00
<i>Other Countries:</i>	US\$29.50

FARM CROPS

22-002

Field crop reporting series. Irregular. First issue, Oct. 1920. Bilingual.
ISSN 0575-8548.
DDC 338.1/73/00971.

The eight publications in this series are released at strategic points in the crop year detailing farm stocks of grain, crop area, yield and production. Stock reports detail the farm-held stocks at the provincial level and the farm-held plus commercial stocks at the Canada level for major Canadian grains. The first area report contains the surveyed planting intentions of producers while the June estimates are made after most of the seeding has been completed. Yields and levels of production by province are estimated twice, based on expectations to the end of harvest, while the November estimate is released after the harvest.

	<i>Per Issue</i>	<i>Per Year</i>
<i>Canada:</i>	\$12.00	\$80.00
<i>United States:</i>	US\$14.00	US\$96.00
<i>Other Countries:</i>	US\$16.00	US\$112.00

22-003

Fruit and vegetable production. Quarterly. First issue 1932. Bilingual.
ISSN 0383-008X.
DDC 338.1/7/40971.

This seasonal publication provides an overview of the Canadian fruit and vegetable production sector. Estimates of the annual commercial production of apples by variety are included. The annual commercial production and value of the major tree fruits and berries and grapes are also available. Annual estimates of the area, yield, production and value of the major commercially grown vegetables are published. For processing vegetables, annual contracted and harvested area, production and value, and acquisitions by processors are available. For the mushroom growing industry, estimates of area, production, sales,

investments and labour costs and employment are available once yearly. Statistics on the tobacco growing sector are published twice yearly. Three times a year, estimates of the area, yield, and production of potatoes are published. The value of potato production is published once yearly.

	<i>Per Issue</i>	<i>Per Year</i>
<i>Canada:</i>	\$18.00	\$72.00
<i>United States:</i>	US\$21.50	US\$86.00
<i>Other Countries:</i>	US\$25.25	US\$101.00

22-007

Cereals and oilseeds review. Monthly. First issue, May 1978. Bilingual.
ISSN 0820-9030.
DDC 338.1/731/0971.

The review provides a current source for grain marketing data for analysts, grain traders and members of the agri-business and farm community. Its focus is restricted to the major grains produced in Canada: wheat, durum wheat, barley, oats, corn, rye, flaxseed, canola-rapeseed and soybeans, with an emphasis on supply-disposition analysis, trade, price and industrial processing data.

	<i>Per Issue</i>	<i>Per Year</i>
<i>Canada:</i>	\$13.80	\$138.00
<i>United States:</i>	US\$16.60	US\$166.00
<i>Other Countries:</i>	US\$19.30	US\$193.00

22-201

Grain trade of Canada. Annual. First issue 1918/19. Bilingual.
ISSN 0072-5358.
DDC 338.1/731/0971.

This annual is prepared in collaboration with the Economics and Statistics Division of the Canadian Grain Commission. It is designed to provide a summary of key data series relating to the production, marketing, handling and transportation of the major Canadian grains from the farm level to domestic and export channels.

	<i>Per Issue</i>
<i>Canada:</i>	\$39.00
<i>United States:</i>	US\$47.00
<i>Other Countries:</i>	US\$55.00

22-202

Greenhouse industry. Annual. First issue 1955. Bilingual.
ISSN 0527-5369.
Incorrect ISSN (0527-5329) printed in the publication.
DDC 338.1/750483/0971.

This annual publication provides an overview of the Canadian greenhouse industry. Included are annual estimates of the total area under glass and plastic, months of operation and total sales. Estimates of

PRIMARY INDUSTRIES

employment, labour costs, investments, purchases of plant materials and heating fuel costs are also available. Information on the value of sales of greenhouse vegetables, flowers and ornamental plants are also published, as well as the production of flowers by variety. The publication includes analyses of the internal structure of the greenhouse industry based on total sales and type of flowers or plants produced. There is also information on the proportion of sales through various channels, and on the sales of flowers and plants through the three major Canadian auctions.

	<i>Per Issue</i>
<i>Canada:</i>	\$26.00
<i>United States:</i>	US\$31.00
<i>Other Countries:</i>	US\$36.00

22-203

Survey of Canadian nursery trades industry. Annual. First issue 1919. Bilingual.

ISSN 0318-5184.

DDC 338.1/75969/0971.

This annual publication provides an overview of the Canadian nursery trades industry. Included are estimates of total land used for growing nursery stock or sod, labour costs and employment, purchases of plant materials and sod. Sales of nursery stock and sod are also published. Estimates of the sale of nursery stock through various channels are available. Also included is an analysis of the internal structure of the nursery stock and sod growing sector.

	<i>Per Issue</i>
<i>Canada:</i>	\$22.00
<i>United States:</i>	US\$26.00
<i>Other Countries:</i>	US\$31.00

22-502

An overview of Canadian grain milling / Statistics Canada, Agriculture and Natural Resources Division, Crops Section. 24 p. 28 cm. 1985. Bilingual.

ISBN 0-660-52873-8.

DDC 338.4/766472/00971.

This is an overview of the Canadian flour milling industry, from a marketing/consumption perspective. Included are cereal grain production and pricing, milling technology, a statistical summary of flour milling in Canada, domestic consumption and flour exports. It is intended as a complement to the tabular data compiled by the Grain Marketing Unit.

	<i>Per Issue</i>
<i>Canada:</i>	\$10.00
<i>United States:</i>	US\$11.00
<i>Other Countries:</i>	US\$11.00

FARM LIVESTOCK AND ANIMAL PRODUCTS

23-001

The dairy review. Monthly. First issue 1932. Bilingual.

ISSN 0300-0753.

DDC 338.1/77/0971.

This publication is a statistical summary of the dairy situation in Canada and the provinces, including farm sales of milk for fluid and manufacturing purposes; cash receipts from farm sales; and production and stocks of creamery butter, cheddar cheese and other dairy products and by-products. Data is reported by all dairies, dairy factories and major cold storage warehouses in Canada.

	<i>Per Issue</i>	<i>Per Year</i>
<i>Canada:</i>	\$12.20	\$122.00
<i>United States:</i>	US\$14.60	US\$146.00
<i>Other Countries:</i>	US\$17.10	US\$171.00

23-008

Livestock report. Quarterly. First issue, July 1979. Bilingual.

ISSN 0828-3095.

DDC 338.1/76/00971.

This publication contains estimates of the number of pigs on farms by province, at January 1, April 1, July 1 and October 1. Estimates of the number of cattle and sheep on farms appear at January 1 and July 1. Beginning at July 1, 1988, this publication also carries data by province, on sheep shorn, fleece weight and wool production. Prior to 1988, data on wool was carried in *Shorn wool production* (23-204).

	<i>Per Issue</i>	<i>Per Year</i>
<i>Canada:</i>	\$16.50	\$66.00
<i>United States:</i>	US\$19.75	US\$79.00
<i>Other Countries:</i>	US\$23.00	US\$92.00

23-202

Production of poultry and eggs. Annual. First issue 1936. Bilingual.

ISSN 0068-7189.

DDC 338.1/765/00971.

This publication annually assembles charts and tables which present current and historical data on the turkey, chicken, stewing hen and egg industries in Canada. The topics covered include annual supply, disposition and per capita disappearance of poultry meat and eggs at the national level. Production and value are given for each commodity at the provincial level.

	<i>Per Issue</i>
<i>Canada:</i>	\$34.00
<i>United States:</i>	US\$41.00
<i>Other Countries:</i>	US\$48.00

PRIMARY INDUSTRIES

23-203

Livestock and animal products statistics. Annual. First issue 1909/1919. Bilingual.

ISSN 0068-7154.

DDC 338.1/76/00971.

Quarterly provincial estimates of the numbers of pigs on farms and semi-annual estimates of the numbers of cattle and sheep on farms, by class are available in this publication. Tables provide a wide variety of information, including monthly slaughter, average prices, imports, exports, apparent per capita consumption, meat stocks and other animal products. Historical information is provided in most tables.

	<i>Per Issue</i>
<i>Canada:</i>	\$56.00
<i>United States:</i>	US\$67.00
<i>Other Countries:</i>	US\$78.00

23-207

Fur production. Annual. First issue 1919/1920. Bilingual.

ISSN 0318-787X.

DDC 338.3/729/0971.

This publication contains the number and value of wildlife pelt production for Canada, the provinces, the Northwest Territories and the Yukon, on a fur year basis. Historical information on production and value is available for both wildlife and ranch raised pelts by type. This publication also provides number and value of imports and exports of raw furs.

	<i>Per Issue</i>
<i>Canada:</i>	\$34.00
<i>United States:</i>	US\$41.00
<i>Other Countries:</i>	US\$48.00

23-208

Report on fur farms. Annual. First issue 1919. Bilingual. ISSN 0318-7888.

DDC 338.1/7608844/0971.

This publication carries supply and disposition of fox and mink on fur farms, by province. Detailed information is carried on the number of mink and fox farms classified by number reported and by province. Number and value of mink pelts are published by colour, type and by province. Tables provide historical data on exports and imports of furs and fur bearing animals on a calendar year basis.

	<i>Per Issue</i>
<i>Canada:</i>	\$34.00
<i>United States:</i>	US\$41.00
<i>Other Countries:</i>	US\$48.00

23-211

Production and value of honey and maple products. Annual. First issue 1987. Last issue 1988. Bilingual.

Discontinued.

ISSN 0835-6629.

DDC 338.1/7816/0971.

Describes the production and value of maple syrup and other maple products and reports the number of beekeepers and colonies, honey production and value in Canada and producing provinces. **Note:** For further information on data available after 1988 on honey, please contact: Ron Brezinski at (613) 951-0514 and for maple products, please contact: Les McCartney at (613) 951-3854.

	<i>Per Issue</i>
<i>Canada:</i>	\$11.00
<i>United States:</i>	US\$12.00
<i>Other Countries:</i>	US\$12.00

FORESTRY

25-001

Pulpwood and wood residue statistics. Monthly. First issue 1958. Bilingual.

ISSN 0575-9536.

DDC 338.1/74983/0971.

Monthly and cumulative data on production, consumption and inventories of pulpwood, and wood residue for Canada and the provinces.

	<i>Per Issue</i>	<i>Per Year</i>
<i>Canada:</i>	\$6.10	\$61.00
<i>United States:</i>	US\$7.30	US\$73.00
<i>Other Countries:</i>	US\$8.50	US\$85.00

25-002

Shipments of solid fuel burning heating products. Quarterly. First issue, Mar. 1982. Bilingual.

ISSN 0713-6196.

DDC 338.4/769707/0971.

This publication provides detailed information on solid fuel burning heating products. It contains quarterly and year-to-date data on the number of units shipped and their value. The data are also disaggregated by type of product such as: heating stoves, cooking stoves, prefabricated fireplaces, furnaces and residential boilers (including "add-on" and combination).

	<i>Per Issue</i>	<i>Per Year</i>
<i>Canada:</i>	\$4.75	\$19.00
<i>United States:</i>	US\$5.75	US\$23.00
<i>Other Countries:</i>	US\$6.75	US\$27.00

PRIMARY INDUSTRIES

25-201

Logging industry. Annual. First issue 1922. Bilingual. ISSN 0701-645X.

Incorrect ISSN (0834-440X) printed in the publication.

DDC 338.1/74982/0971.

Covers SIC 0410: Logging industry. Principal statistics of the logging industry including number of establishments, number of employees, salaries and wages, cost of fuel and electricity, cost of materials, value of shipments and value added. Commodity detail by province on inputs and outputs. Included are estimates of total forest production, by products and by province. Includes data analysis, definitions and notes, bibliography, and list of establishments by province.

	<i>Per Issue</i>
<i>Canada:</i>	\$30.00
<i>United States:</i>	US\$36.00
<i>Other Countries:</i>	US\$42.00

25-202

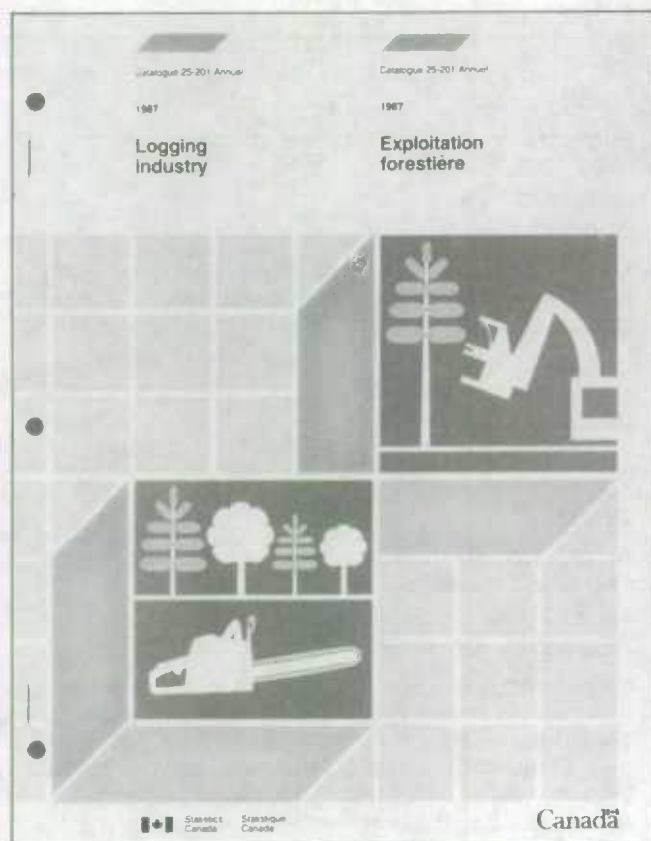
Canadian forestry statistics. Annual. First issue 1959. Bilingual.

ISSN 0575-805X.

DDC 338.1/749/0971.

Presents data on forest land by type, by tenure; forest inventories of timber by species; forest fire statistics; estimates of primary forest production; principal statistics of the logging, wood, pulp, paper and allied industries; shipments and exports of principal commodities; imports of roundwood; capital and repair expenditures of the forest industries. Includes data analysis, definitions and bibliography.

	<i>Per Issue</i>
<i>Canada:</i>	\$27.00
<i>United States:</i>	US\$32.00
<i>Other Countries:</i>	US\$38.00



MINING

26-006

Crude petroleum and natural gas production. Monthly. First issue, Aug. 1931. Bilingual.

ISSN 0702-6846.

DDC 338.2/728/0971.

Estimates the production and disposition of crude petroleum and natural gas, by province, monthly and cumulative.

	<i>Per Issue</i>	<i>Per Year</i>
<i>Canada:</i>	\$10.00	\$100.00
<i>United States:</i>	US\$12.00	US\$120.00
<i>Other Countries:</i>	US\$14.00	US\$140.00

26-201

General review of the mineral industries, mines, quarries and oil wells. Annual. First issue 1949. Bilingual.

ISSN 0575-8645.

DDC 338.2/0971.

Comprehensive final statistics of the mining industry, including production and value of minerals by kind, by province; historical tables of values by main groups; average prices of leading minerals; principal statistics by main group and by province. Includes explanatory notes and bibliography.

	<i>Per Issue</i>
<i>Canada:</i>	\$22.00
<i>United States:</i>	US\$26.00
<i>Other Countries:</i>	US\$31.00

PRIMARY INDUSTRIES

26-202

Canada's mineral production, preliminary estimates.

Annual. First issue 1924. Bilingual.

ISSN 0380-7797.

DDC 338.2/0971.

Covers early estimates (released on the first of January) of mineral production by class and by province; quantities and values.

Per Issue

Canada: \$22.00

United States: US\$26.00

Other Countries: US\$31.00

26-206

Coal mines. Annual. First issue 1917. Bilingual.

ISSN 0705-436X.

DDC 338.2/724/0971.

Covers SIC 063: Coal Mines. Presents data on the number of mines, employment, payroll, cost of fuel and electricity, production, disposition, exports and imports, and supply and demand of coal by province. Includes bibliography.

Per Issue

Canada: \$22.00

United States: US\$26.00

Other Countries: US\$31.00

26-213

The crude petroleum and natural gas industry.

Annual. First issue 1926. Bilingual.

ISSN 0068-7103.

DDC 338.2/728/0971.

Covers SIC 071: Crude Petroleum and Natural Gas Industry. Presents data on the number of establishments, employment, payroll, production, disposition, exports and imports. Provides details on wage earners by sex, as well as statistics on reserves, drilling completions, exploration development and other geological and geophysical operations. Includes definitions, data analysis and bibliography.

Per Issue

Canada: \$26.00

United States: US\$31.00

Other Countries: US\$36.00

26-223

Metal mines. Annual. First issue 1978. Bilingual.

ISSN 0226-4595.

DDC 338.2/74/0971.

Covers SIC 061: Gold Mines; Uranium Mines; Iron Mines and Miscellaneous Metal Mines. Presents data on establishments; employment; payroll; materials, supplies and contract services; production and shipments. Includes lists of establishments showing employment size ranges; terms and definitions; and bibliography.

Per Issue

Canada: \$26.00

United States: US\$31.00

Other Countries: US\$36.00

26-224

Non-metal mines. Annual. First issue 1978. Bilingual.

ISSN 0226-4609.

DDC 338.2/7/0971.

Covers SIC 062: Non-Metal Mines; Asbestos Mines; Peat Industry; Gypsum Mines; Potash Mines; Salt Mines; Other Non-Metal Mines. Presents data on establishments, employment, payroll, materials and supplies used; production, shipments; drilling completed and tonnage of ore removed. Includes list of establishments, notes and definitions, and bibliography.

Per Issue

Canada: \$22.00

United States: US\$26.00

Other Countries: US\$31.00

26-225

Quarries and sand pits. Annual. First issue 1978.

Bilingual.

ISSN 0226-4617.

DDC 338.2/75/0971.

Covers SIC 08: Quarries and Sand Pits; Stone Quarries; Sand and Gravel Pits. Presents data on establishments; employment; payroll; material, supplies, fuel and electricity used; production, shipments, and consumption. Includes list of establishments, definitions and bibliography.

Per Issue

Canada: \$22.00

United States: US\$26.00

Other Countries: US\$31.00

MANUFACTURING

Contents	Page
Manufacturing	
<i>Description of Reports</i>	36
31 <i>General Surveys</i>	36
32 <i>Foods, Beverages and Tobacco</i>	38
33 <i>Leather and Rubber Products</i>	40
34 <i>Textiles and Apparel</i>	41
35 <i>Wood and Furniture Products</i>	42
36 <i>Paper Products and Printing</i>	43
41 <i>Primary Metals (Manufactured) and Fabricated Metal Products</i>	44
42 <i>Machinery and Transportation Equipment</i>	45
43 <i>Electrical Equipment</i>	46
44 <i>Non-metallic Mineral Products</i>	47
45 <i>Petroleum and Coal Products</i>	48
46 <i>Chemicals</i>	48
47 <i>Miscellaneous Manufactures</i>	49

The Census of Manufactures consists of twenty industry group publications. Each of these industry group publications is comprised of a number of two-page bulletins which are released in advance of the annual summary release. The approximately 230 bulletins are identified by the general publication number and a Standard Industrial Classification number.

For example, 32-250B SIC 1011, *The Food Industry: Meat and meat products industry (except poultry)*.

The bulletins each contain three tables which provide principal operating statistics such as financial and employment data for each individual component of the industry group. These data are also aggregated for the industry group and published as a table in the group publication. In addition, the group publication contains commodity input and output data for the industry group. Users have the option of purchasing individual bulletins containing information about a specific industry or alternatively the information can be purchased as a complete set for the industry group. **Note:** All industry group bulletins have been discontinued.

Institutions assembling collections of Statistics Canada publications should note that each set of bulletins plus each industry group publication assembled together constitutes one publication and should be treated as such.

All publications from the Census of Manufactures end with either -250, -251 or -252.

GENERAL SURVEYS

31-001

Monthly survey of manufacturing. Monthly. First issue, Feb. 1947. Bilingual.
ISSN 0840-8238.

DDC 338.4/767/0971.

This publication provides estimated values of manufacturers' shipments, inventories and orders by month, based on a sample of about 11,500 establishments. Data are presented by major groups and selected individual industries as defined by the 1980 Standard Industrial Classification as well as aggregates for durable, non-durable and total manufacturing. Principal series are shown with and without adjustment for seasonal variation. Unadjusted shipment totals by province and by major groups within provinces are also shown. These data are used to monitor the business cycle in the key manufacturing sector of the economy; to evaluate and develop financial and industrial policy; and to provide market data at the detailed industry level.

	Per Issue	Per Year
Canada:	\$17.30	\$173.00
United States:	US\$20.80	US\$208.00
Other Countries:	US\$24.20	US\$242.00

31-003

Capacity utilization rates in Canadian manufacturing. Quarterly. First issue, 3rd quarter 1976. Bilingual.

ISSN 0700-1517.

DDC 338.4/567/0971.

This publication contains a series of quarterly statistical estimates of capacity utilization rates for the manufacturing sector in Canada. Capacity utilization measures, being a comparison of actual with capacity production, can facilitate the analysis of production, investment and prices. Capacity utilization rates are calculated for the Canadian manufacturing sector by major group, according to the 1980 Standard Industrial Classification, as well as for durable, non-durable and total manufacturing aggregates. The publication contains estimates of capacity utilization for the five most recent years; quarterly for the two most recent years and annual estimates for the other three years.

	Per Issue	Per Year
Canada:	\$11.00	\$44.00
United States:	US\$13.25	US\$53.00
Other Countries:	US\$15.50	US\$62.00

31-203

Manufacturing industries of Canada, national and provincial areas. Annual. First issue 1953. Bilingual.

ISSN 0382-4144.

DDC 338.4/767/0971.

This publication presents a set of principal statistics (including value of shipments, value of materials used, employment and compensation, etc.) by industry and industry group for Canada and the provinces. Also included are tables giving historical data, size ranking order lists and establishment counts by employment size. Tables showing statistics by type of organization

MANUFACTURING

and size of establishment have been included for the most recent year, starting with the 1977 issue. For the year 1987, data will be shown under an abbreviated format.

	<i>Per Issue</i>
<i>Canada:</i>	\$61.00
<i>United States:</i>	US\$73.00
<i>Other Countries:</i>	US\$85.00

31-209

Manufacturing industries of Canada, sub-provincial areas. Annual. First issue 1949. Bilingual.

ISSN 0382-4012.

DDC 338.4/767/0971.

This publication presents principal statistics for economic regions, census divisions (counties), census metropolitan areas, census agglomerations and municipalities. Industry detail is presented by industry group, and in some cases by individual industry, for all but the smaller municipalities. Employment data for separately located head offices, sales offices and other ancillary units is shown by census division, census metropolitan area, census agglomeration and municipality, along with a count of manufacturing establishments by employment size strata for individual municipalities.

	<i>Per Issue</i>
<i>Canada:</i>	\$61.00
<i>United States:</i>	US\$73.00
<i>Other Countries:</i>	US\$85.00

31-211

Products shipped by Canadian manufacturers.

Annual. First issue 1961. Bilingual.

ISSN 0575-9455.

DDC 380.1/4567/0971.

This publication presents value and quantity of products shipped by manufacturers, classified by commodity according to the Industrial Commodity Classification (ICC), for Canada and the provinces. **Note:** This publication will not be produced for 1987. It is planned to resume publication with the 1988 issue.

	<i>Per Issue</i>
<i>Canada:</i>	\$60.00
<i>United States:</i>	US\$72.00
<i>Other Countries:</i>	US\$84.00

31-212

Consumption of containers and other packaging supplies by the manufacturing industries. Annual. First issue 1966. Bilingual. (Annual census of manufactures).

ISSN 0576-0186.

DDC 381/.456888/0971.

Contains consumption data of the manufacturing

industries on containers by industry, as well as a detailed breakdown of this consumption.

	<i>Per Issue</i>
<i>Canada:</i>	\$26.00
<i>United States:</i>	US\$31.00
<i>Other Countries:</i>	US\$36.00

31-401

Domestic and foreign control of manufacturing, mining and logging establishments in Canada. Biennial. First issue 1969/1970. Bilingual.

ISSN 0708-4269.

DDC 338.8/8871.

Establishment data by country of control, e.g. Canada, United States and other foreign countries, from returns of Census of Manufactures and, beginning with the 1974 issue, Censuses of Mines and Logging. Various levels of disaggregation industrially and geographically.

Price: Out of Print

31-401P

Domestic and foreign control of manufacturing, mining and logging establishments in Canada. Biennial. First issue 1981. Bilingual.

ISSN 0829-8602.

DDC 338.8/8871.

Contains selected statistics for the latest available year for most tables.

Price: Out of Print

31-402

Industrial organization and concentration in the manufacturing, mining, and logging industries. Biennial. First issue 1970. Bilingual.

ISSN 0318-8795.

DDC 338.8/0971.

Industrial concentration measures for even-numbered years beginning in 1968, with some 1965 measures also. Special compilations for enterprises classified entirely to their principal industry.

	<i>Per Issue</i>
<i>Canada:</i>	\$44.00
<i>United States:</i>	US\$46.00
<i>Other Countries:</i>	US\$46.00

31-402P

Industrial organization and concentration in the manufacturing, mining and logging industries. Biennial. First issue 1982. Bilingual.

ISSN 0829-8610.

MANUFACTURING

DDC 338.8/0971.

Contains industry concentration measures for the latest available year.

Price: Out of Print

31-530

Destination of shipments of manufacturers. Irregular. First issue 1979. Bilingual.

ISSN 0838-0988.

DDC 380.1/0971.

Presents values of shipments of Canadian manufacturing establishments by province of origin and of destination, and gives an "outside Canada" destination. Industry detail includes: all manufacturing, major groups (2 digit S.I.C.) and industry (4 digit S.I.C.) classified according to the 1980 Standard Industrial Classification. The data source is the Census of Manufactures. The previous edition was 1979 and next edition will be 1989, available about mid 1992.

	<i>Per Issue</i>
<i>Canada:</i>	\$44.00
<i>United States:</i>	US\$46.00
<i>Other Countries:</i>	US\$46.00

FOODS, BEVERAGES AND TOBACCO

32-001

Monthly production of soft drinks. Monthly. First issue, Mar. 1954. Bilingual.

ISSN 0527-575X.

DDC 338.4/766362/0971.

Production data for month and cumulative period together with comparisons with earlier periods.

	<i>Per Issue</i>	<i>Per Year</i>
<i>Canada:</i>	\$2.70	\$27.00
<i>United States:</i>	US\$3.20	US\$32.00
<i>Other Countries:</i>	US\$3.80	US\$38.00

32-004

Shipments of animal and poultry feeds. Semi-annual. First issue, Jan. 1948. Bilingual.

ISSN 0227-1737.

DDC 381/.4566476/0971.

Volume of shipments of selected animal and poultry feeds by province of origin. Includes a list of reporting establishments.

	<i>Per Issue</i>	<i>Per Year</i>
<i>Canada:</i>	\$7.00	\$14.00
<i>United States:</i>	US\$8.50	US\$17.00
<i>Other Countries:</i>	US\$10.00	US\$20.00

32-006

Oils and fats. Monthly. First issue, Jan./June 1950. Bilingual.

ISSN 0527-5911.

DDC 338.4/76643/0971.

Domestic purchases and production of deodorized oils; manufacturers' sales of deodorized oils by type, packaged margarine, shortening and salad oils; oilseed crushings; production and stocks of vegetable oils meal. Includes explanatory notes.

	<i>Per Issue</i>	<i>Per Year</i>
<i>Canada:</i>	\$5.00	\$50.00
<i>United States:</i>	US\$6.00	US\$60.00
<i>Other Countries:</i>	US\$7.00	US\$70.00

32-011

Canned and frozen fruits and vegetables. Monthly. First issue, Apr. 1934. Bilingual.

ISSN 0702-6528.

DDC 338.4/76648/00971.

Pack in terms of total cases, and stocks by container size, of selected (canned) fruits and vegetables by major geographic area. Pack of selected frozen fruits and vegetables.

	<i>Per Issue</i>	<i>Per Year</i>
<i>Canada:</i>	\$5.00	\$50.00
<i>United States:</i>	US\$6.00	US\$60.00
<i>Other Countries:</i>	US\$7.00	US\$70.00

32-013

The sugar situation. Monthly. First issue, July 1920. Bilingual.

ISSN 0380-8378.

DDC 338.4/766412/0971.

Acquisitions, stocks, production and shipments of raw cane sugar and refined cane and beet sugar. Detailed shipments of sugar by type and package size.

	<i>Per Issue</i>	<i>Per Year</i>
<i>Canada:</i>	\$5.00	\$50.00
<i>United States:</i>	US\$6.00	US\$60.00
<i>Other Countries:</i>	US\$7.00	US\$70.00

32-022

Production and disposition of tobacco products. Monthly. First issue, Jan. 1972. Bilingual.

ISSN 0708-336X.

DDC 338.4/76797/0971.

Monthly and cumulative production, sales and inventory of cigarettes, cigars and cut tobacco.

MANUFACTURING

	<i>Per Issue</i>	<i>Per Year</i>
<i>Canada:</i>	\$5.00	\$50.00
<i>United States:</i>	US\$6.00	US\$60.00
<i>Other Countries:</i>	US\$7.00	US\$70.00

32-023

Fruit and vegetable preservation. Irregular. First issue, Jan. 1972. Bilingual.

ISSN 0380-5042.

DDC 338.4/76648/00971.

Annual seasonal pack of selected individual canned and frozen fruits and vegetables, by major region, by container size at the Canada level. Fresh acquisition of fruits used in processing.

	<i>Per Issue</i>	<i>Per Year</i>
<i>Canada:</i>	\$7.80	\$127.00
<i>United States:</i>	US\$9.30	US\$152.00
<i>Other Countries:</i>	US\$10.90	US\$178.00

32-024

Production and inventories of process cheese and instant skim milk powder. Monthly. First issue, Jan. 1972. Bilingual.

ISSN 0705-551X.

DDC 338.1/7733/0971.

Monthly and cumulative production and inventory of packaged instant skim milk powder and process cheese with previous year's comparative data.

	<i>Per Issue</i>	<i>Per Year</i>
<i>Canada:</i>	\$5.00	\$50.00
<i>United States:</i>	US\$6.00	US\$60.00
<i>Other Countries:</i>	US\$7.00	US\$70.00

32-025

Production and stocks of tea, coffee and cocoa. Quarterly. First issue, Mar. 1979. Bilingual.

ISSN 0709-2768.

DDC 338.4/76639/0971.

Production and stocks of tea and coffee. Stocks and grindings of cocoa beans. Includes sources and methods, and lists of reporting firms and their plant locations.

	<i>Per Issue</i>	<i>Per Year</i>
<i>Canada:</i>	\$6.75	\$27.00
<i>United States:</i>	US\$8.00	US\$32.00
<i>Other Countries:</i>	US\$9.50	US\$38.00

32-026

Production of selected biscuits. Quarterly. First issue, Mar. 1979. Bilingual.

ISSN 0227-1761.

DDC 338.4/7664752/0971.

Production of selected biscuits. Includes survey coverage, and a list of reporting firms and their plant locations.

	<i>Per Issue</i>	<i>Per Year</i>
<i>Canada:</i>	\$6.75	\$27.00
<i>United States:</i>	US\$8.00	US\$32.00
<i>Other Countries:</i>	US\$9.50	US\$38.00

32-217

Stocks of food commodities in cold storage and other warehouses. Annual. First issue 1926. Bilingual.

ISSN 0527-6268.

DDC 338.4/7664/00971.

This publication provides summary data on stocks of dairy products, poultry and red meats for Canada and the provinces (except Newfoundland).

	<i>Per Issue</i>
<i>Canada:</i>	\$34.00
<i>United States:</i>	US\$41.00
<i>Other Countries:</i>	US\$48.00

32-229

Apparent per capita food consumption in Canada, part I. Annual. First issue 1979. Bilingual.

ISSN 0226-823X.

DDC 339.4/8664/00971.

This publication contains supply, disposition and per capita disappearance data for the following food groups: cereals, sugars and syrups, pulses and nuts, beverages, dairy products and by-products, poultry, eggs and meats. Per capita disappearance is available on both a retail weight and fresh equivalent basis per day and per year. The 1988 issue also contains a supplement which details the revised methodology for calculating red meat disappearance. Pork per capita consumption is now available on a retail weight basis from 1960 to 1988. In addition, revised estimates of the meat equivalent of animal output for 1981 to 1988 are included.

	<i>Per Issue</i>
<i>Canada:</i>	\$27.00
<i>United States:</i>	US\$32.00
<i>Other Countries:</i>	US\$38.00

32-230

Apparent per capita food consumption in Canada, part II. Annual. First issue 1979. Bilingual.

ISSN 0226-8248.

DDC 339.4/8664/00971.

This publication contains supply, disposition and per capita disappearance data for the following food groups: oils and fats, fruits, vegetables, potatoes and fish. Per capita disappearance is available on both a retail weight and fresh equivalent basis per day and per year.

MANUFACTURING

	<i>Per Issue</i>
Canada:	\$27.00
United States:	US\$32.00
Other Countries:	US\$38.00

32-250

Food industries. Annual. First issue 1985. Bilingual. (Annual census of manufactures).†

ISSN 0835-0000.

DDC 338.4/7664/00971.

	<i>Per Issue</i>
Canada:	\$35.00
United States:	US\$42.00
Other Countries:	US\$49.00

32-250B Discontinued

- 1011 - Meat and meat products industry (except poultry)
- 1012 - Poultry products industry
- 1021 - Fish products industry
- 1031 - Canned and preserved fruit and vegetable industry
- 1032 - Frozen fruit and vegetable industry
- 1041 - Fluid milk industry
- 1049 - Other dairy products industries
- 1051 - Cereal grain flour industry
- 1052 - Prepared flour mixes and prepared cereal foods industry
- 1053 - Feed industry
- 1061 - Vegetable oil mills (except corn oil)
- 1071 - Biscuit industry
- 1072 - Bread and other bakery products industry
- 1081 - Cane and beet sugar industry
- 1082 - Chewing gum industry
- 1083 - Sugar and chocolate confectionery industry
- 1091 - Tea and coffee industry
- 1092 - Dry pasta products industry
- 1093 - Potato chip, pretzel and popcorn industry
- 1098 - Other food products industries (includes malt and malt flour industry)

	<i>Bulletin</i>	<i>Series</i>
Canada:	\$4.00	\$64.00
United States:	US\$5.00	US\$80.00
Other Countries:	US\$5.00	US\$80.00

32-251

Beverage and tobacco products industries. Annual. First issue 1985. Bilingual. (Annual census of manufactures).†

ISSN 0835-0019.

DDC 338.4/7663/0971.

† Please see page 36 for a general abstract.

	<i>Per Issue</i>
Canada:	\$35.00
United States:	US\$42.00
Other Countries:	US\$49.00

32-251B Discontinued

- 1111 - Soft drink industry
- 1121 - Distillery products industry
- 1131 - Brewery products industry
- 1141 - Wine industry
- 1211 - Leaf tobacco industry
- 1221 - Tobacco products industry

	<i>Bulletin</i>	<i>Series</i>
Canada:	\$4.00	\$19.00
United States:	US\$5.00	US\$24.00
Other Countries:	US\$5.00	US\$24.00

32-509E

Apparent per capita food consumption in Canada : reference manual for catalogue 32-229 and 32-230 / Statistics Canada. Agriculture Division, Horticultural Crops Unit. 79 p. 28 cm. 1987. E. and F.

ISBN 0-660-12602-8.

DDC 339.4/8664/00971.

This methodology paper outlines the data sources and methods pertaining to the calculation of domestic disappearance of food in Canada. It relates specifically to the following food groups: cereals; sugars and syrups; pulses and nuts; beverages; dairy products and by-products; meats; oils and fats; fruits and vegetables; poultry and eggs; fish.

	<i>Per Issue</i>
Canada:	\$25.00
United States:	US\$26.00
Other Countries:	US\$26.00

LEATHER AND RUBBER PRODUCTS

33-002

Footwear statistics. Monthly. First issue, Jan. 1926. Bilingual.

ISSN 0380-707X.

DDC 338.4/768531/00971.

Production of footwear in Canada, by type of footwear.

	<i>Per Issue</i>	<i>Per Year</i>
Canada:	\$5.00	\$50.00
United States:	US\$6.00	US\$60.00
Other Countries:	US\$7.00	US\$70.00

33-250

Rubber and plastic products industries. Annual. First issue 1985. Bilingual. (Annual census of manufactures).

ISSN 0835-0027.†

MANUFACTURING

DDC 338.4/76783/0971.

Per Issue

Canada: \$35.00
United States: US\$42.00
Other Countries: US\$49.00

33-250B Discontinued

- 1521 - Rubber hose and belting industry
- 1598 - Other rubber products industries (including tire and tube industry)
- 1611 - Foamed and expanded plastic products industry
- 1621 - Plastic pipe and pipe fittings industry
- 1631 - Plastic film and sheeting industry
- 1691 - Plastic bag industry
- 1699 - Other plastic products industries

Bulletin Series

Canada: \$4.00 \$22.00
United States: US\$5.00 US\$28.00
Other Countries: US\$5.00 US\$28.00

33-251

Leather and allied products industries. Annual. First issue 1985. Bilingual. (Annual census of manufactures).
ISSN 0828-9859.†

DDC 338.4/7685/0971.

Per Issue

Canada: \$35.00
United States: US\$42.00
Other Countries: US\$49.00

33-251B Discontinued

- 1711 - Leather tanneries
- 1712 - Footwear industry
- 1713 - Luggage, purse and handbag industry
- 1719 - Other leather and allied products industries

Bulletin Series

Canada: \$4.00 \$13.00
United States: US\$5.00 US\$16.00
Other Countries: US\$5.00 US\$16.00

TEXTILES AND APPAREL

34-250

Primary textile industries. Annual. First issue 1985. Bilingual. (Annual census of manufactures).

ISSN 0835-0043.†

DDC 338.4/7677/00971.

Per Issue

Canada: \$35.00
United States: US\$42.00
Other Countries: US\$49.00

34-250B Discontinued

- 1811 - Man-made fibre and filament yarn industry
- 1821 - Wool yarn and woven cloth industry
- 1829 - Other spun yarn and woven cloth industries
- 1831 - Broad knitted fabric industry

Bulletin Series

Canada: \$4.00 \$13.00
United States: US\$5.00 US\$16.00
Other Countries: US\$5.00 US\$16.00

34-251

Textile products industries. Annual. First issue 1985. Bilingual. (Annual census of manufactures).†

ISSN 0319-891X.

Incorrect ISSN (0835-0051) printed in some issues of 34-251B.

DDC 338.4/7677/00971.

Per Issue

Canada: \$35.00
United States: US\$42.00
Other Countries: US\$49.00

34-251B Discontinued

- 1911 - Natural fibres processing and felt products industry
- 1921 - Carpet, mat and rug industry
- 1931 - Canvas and related products industry
- 1991 - Narrow fabric industry
- 1992 - Contract textile dyeing and finishing industry
- 1993 - Household products of textile materials industry
- 1994 - Hygiene products of textile materials industry
- 1998 - Other textile products industries (including tire cord fabric industry)

Bulletin Series

Canada: \$4.00 \$26.00
United States: US\$5.00 US\$32.00
Other Countries: US\$5.00 US\$32.00

34-252

Clothing industries. Annual. First issue 1985. Bilingual. (Annual census of manufactures).†

ISSN 0835-006X.

DDC 338.4/7687/0971.

Per Issue

Canada: \$35.00
United States: US\$42.00
Other Countries: US\$49.00

34-252B Discontinued

- 2431 - Men's and boys' coat industry

† Please see page 36 for a general abstract.

MANUFACTURING

- 2432 - Men's and boys' suit and jacket industry
- 2433 - Men's and boys' pants industry
- 2434 - Men's and boys' shirt and underwear industry
- 2435 - Men's and boys' clothing contractors
- 2441 - Women's coat and jacket industry
- 2442 - Women's sportswear industry
- 2443 - Women's dress industry
- 2444 - Women's blouse and shirt industry
- 2445 - Women's clothing contractors
- 2451 - Children's clothing industry
- 2491 - Sweater industry
- 2492 - Occupational clothing industry
- 2493 - Glove industry
- 2494 - Hosiery industry
- 2495 - Fur goods industry
- 2496 - Foundation garment industry
- 2499 - Other clothing and apparel industries

	<i>Bulletin</i>	<i>Series</i>
Canada:	\$4.00	\$58.00
United States:	US\$5.00	US\$72.00
Other Countries:	US\$5.00	US\$72.00

WOOD AND FURNITURE PRODUCTS

35-001

Construction type plywood. Monthly. First issue, Jan./Mar. 1953. Bilingual.

ISSN 0708-6229.

DDC 338.4/7674834/0971.

Presents data on production, domestic and export shipments and stocks of construction-type plywood; monthly and cumulative.

	<i>Per Issue</i>	<i>Per Year</i>
Canada:	\$5.00	\$50.00
United States:	US\$6.00	US\$60.00
Other Countries:	US\$7.00	US\$70.00

35-002

Production, shipments and stocks on hand of sawmills east of the Rockies (excluding Newfoundland and Prince Edward Island). Monthly. First issue, Jan. 1946. Bilingual.

ISSN 0380-464X.

DDC 338.4/76742/0971.

Production, shipments and stocks of sawn lumber by kinds of wood, of sawmills east of the Rockies, with provincial totals.

† Please see page 36 for a general abstract.

	<i>Per Issue</i>	<i>Per Year</i>
Canada:	\$10.00	\$100.00
United States:	US\$12.00	US\$120.00
Other Countries:	US\$14.00	US\$140.00

35-003

Production, shipments and stocks on hand of sawmills in British Columbia. Monthly. First issue, Jan. 1947. Bilingual.

ISSN 0318-7942.

DDC 338.4/76742/09711.

Production, shipments and stocks on hand of sawn lumber by kinds of wood, of sawmills in British Columbia.

	<i>Per Issue</i>	<i>Per Year</i>
Canada:	\$7.10	\$71.00
United States:	US\$8.50	US\$85.00
Other Countries:	US\$9.90	US\$99.00

35-006

Quarterly shipments of office furniture products.

Quarterly. First issue, Mar. 1972. Bilingual.

ISSN 0701-7898.

DDC 380.1/456841/00971.

This publication provides detailed information on office furniture products. It contains quarterly and year-to-date data for the current and previous year on shipments of office furniture products and their destination. The data are also disaggregated by selected wooden and metal furniture products including such commodities as: upholstered chairs, swivel seats, complete systems, systems components and furniture panels, desks, vertical and lateral filing equipment and screens.

	<i>Per Issue</i>	<i>Per Year</i>
Canada:	\$6.75	\$27.00
United States:	US\$8.00	US\$32.00
Other Countries:	US\$9.50	US\$38.00

35-250

Wood industries. Annual. First issue 1985. Bilingual. (Annual census of manufactures).†

ISSN 0835-0078.

DDC 338.4/76748/0971.

	<i>Per Issue</i>
Canada:	\$49.00
United States:	US\$59.00
Other Countries:	US\$69.00

35-250B Discontinued

- 2511 - Shingle and shake industry
- 2512 - Sawmill and planing mill products industry (except shingles and shakes)
- 2520 - Veneer and plywood industries
- 2541 - Prefabricated wooden buildings industry
- 2542 - Wooden kitchen cabinet and bathroom vanity industry

MANUFACTURING

- 2543 - Wooden door and window industry
- 2549 - Other millwork industries
- 2561 - Wooden box and pallet industry
- 2581 - Coffin and casket industry
- 2591 - Wood preservation industry
- 2592 - Particle board industry
- 2593 - Wafer board industry
- 2599 - Other wood industries

	<i>Bulletin</i>	<i>Series</i>
<i>Canada:</i>	\$4.00	\$42.00
<i>United States:</i>	US\$5.00	US\$52.00
<i>Other Countries:</i>	US\$5.00	US\$52.00

35-251

Furniture and fixture industries. Annual. First issue 1985. Bilingual. (Annual census of manufactures).

ISSN 0828-9891.†

Incorrect ISSN (0835-0086) printed in 35-251B.

DDC 338.4/76841/00971.

	<i>Per Issue</i>
<i>Canada:</i>	\$35.00
<i>United States:</i>	US\$42.00
<i>Other Countries:</i>	US\$49.00

35-251B Discontinued

- 2611 - Wooden household furniture industry
- 2612 - Upholstered household furniture industry
- 2619 - Other household furniture industries
- 2641 - Metal office furniture industry
- 2649 - Other office furniture industries
- 2691 - Bed spring and mattress industry
- 2692 - Hotel, restaurant and institutional furniture and fixture industry
- 2699 - Other furniture and fixture industries

	<i>Bulletin</i>	<i>Series</i>
<i>Canada:</i>	\$4.00	\$26.00
<i>United States:</i>	US\$5.00	US\$32.00
<i>Other Countries:</i>	US\$5.00	US\$32.00

PAPER PRODUCTS AND PRINTING

36-002

Rigid insulating board. Monthly. First issue, Jan. 1933. Bilingual.

ISSN 0829-8653.

Incorrect ISSN (0318-7934) printed in the publication.

DDC 338.4/767483/0971.

Production, domestic and export shipments of building board, asphalted sheathing board, and roof insulating board.

† Please see page 36 for a general abstract.

	<i>Per Issue</i>	<i>Per Year</i>
<i>Canada:</i>	\$5.00	\$50.00
<i>United States:</i>	US\$6.00	US\$60.00
<i>Other Countries:</i>	US\$7.00	US\$70.00

36-003

Particleboard, waferboard and fibreboard. Monthly. First issue, July 1965. Bilingual.

ISSN 0714-1629.

DDC 338.4/7674836/0971.

The publication shows the production, domestic and export shipments of particleboard, waferboard and fibreboard in monthly and cumulative totals.

	<i>Per Issue</i>	<i>Per Year</i>
<i>Canada:</i>	\$5.00	\$50.00
<i>United States:</i>	US\$6.00	US\$60.00
<i>Other Countries:</i>	US\$7.00	US\$70.00

36-004

Corrugated boxes and wrappers. Monthly. First issue, Sept. 1975. Bilingual.

ISSN 0380-7037.

DDC 338.4/76763/0971.

Manufacturers' shipments of corrugated boxes and wrappers by regions; monthly and cumulative.

	<i>Per Issue</i>	<i>Per Year</i>
<i>Canada:</i>	\$5.00	\$50.00
<i>United States:</i>	US\$6.00	US\$60.00
<i>Other Countries:</i>	US\$7.00	US\$70.00

36-250

Paper and allied products industries. Annual. First issue 1985. Bilingual. (Annual census of manufactures).†

ISSN 0835-0094.

DDC 338.4/76762/0971.

	<i>Per Issue</i>
<i>Canada:</i>	\$35.00
<i>United States:</i>	US\$42.00
<i>Other Countries:</i>	US\$49.00

36-250B Discontinued

- 2711 - Pulp industry
- 2712 - Newsprint industry
- 2713 - Paperboard industry
- 2714 - Building board industry
- 2719 - Other paper industries
- 2721 - Asphalt roofing industry
- 2731 - Folding carton and set-up box industry
- 2732 - Corrugated box industry
- 2733 - Paper bag industry
- 2791 - Coated and treated paper industry
- 2792 - Stationery paper products industry
- 2793 - Paper consumer products industry

MANUFACTURING

2799 - Other converted paper products industries

	<i>Bulletin</i>	<i>Series</i>
<i>Canada:</i>	\$4.00	\$42.00
<i>United States:</i>	US\$5.00	US\$52.00
<i>Other Countries:</i>	US\$5.00	US\$52.00

36-251

Printing, publishing and allied industries. Annual. First issue 1985. Bilingual. (Annual census of manufactures).†

ISSN 0575-9412.

Incorrect ISSN (0835-0108) printed in 36-251B.

DDC 338.4/70705/0971.

	<i>Per Issue</i>
<i>Canada:</i>	\$35.00
<i>United States:</i>	US\$42.00
<i>Other Countries:</i>	US\$49.00

36-251B Discontinued

- 2811 - Business forms printing industry
- 2819 - Other commercial printing industries
- 2821 - Platemaking, typesetting and bindery industry
- 2831 - Book publishing industry
- 2839 - Other publishing industries
- 2841 - Newspaper, magazine and periodical (combined publishing and printing) industry
- 2849 - Other combined publishing and printing industries

	<i>Bulletin</i>	<i>Series</i>
<i>Canada:</i>	\$4.00	\$22.00
<i>United States:</i>	US\$5.00	US\$28.00
<i>Other Countries:</i>	US\$5.00	US\$28.00

PRIMARY METALS (MANUFACTURED) AND FABRICATED METAL PRODUCTS

41-001

Primary iron and steel. Monthly. First issue, Jan./Feb. 1946. Bilingual.

ISSN 0380-7851.

DDC 338.4/7672/0971.

This publication provides current data on the Canadian iron and steel industry. It includes monthly production and shipment statistics in metric tons for pig iron, steel primary forms and steel castings at the Canada level. It also includes monthly shipment data in metric tons on rolled steel products broken down by product and consuming industry, again at the Canada level.

† Please see page 36 for a general abstract.

	<i>Per Issue</i>	<i>Per Year</i>
<i>Canada:</i>	\$5.00	\$50.00
<i>United States:</i>	US\$6.00	US\$60.00
<i>Other Countries:</i>	US\$7.00	US\$70.00

41-006

Steel wire and specified wire products. Monthly. First issue, Apr. 1949. Bilingual.

ISSN 0380-0822.

DDC 338.4/7672/0971.

Production and shipments of steel wire, fabricated wire products, and nails, tacks and staples.

	<i>Per Issue</i>	<i>Per Year</i>
<i>Canada:</i>	\$5.00	\$50.00
<i>United States:</i>	US\$6.00	US\$60.00
<i>Other Countries:</i>	US\$7.00	US\$70.00

41-011

Production and shipments of steel pipe and tubing. Monthly. First issue, Jan. 1977. Bilingual.

ISSN 0835-5797.

DDC 338.4/7672/0971.

This publication provides current data on the Canadian steel pipe and tube industry. It includes monthly shipments and production statistics in metric tons broken down by type of pipe produced. It also separates shipments into those for own use, for the domestic or export markets.

	<i>Per Issue</i>	<i>Per Year</i>
<i>Canada:</i>	\$5.00	\$50.00
<i>United States:</i>	US\$6.00	US\$60.00
<i>Other Countries:</i>	US\$7.00	US\$70.00

41-250

Primary metal industries. Annual. First issue 1985. Bilingual. (Annual census of manufactures).†

ISSN 0835-0116.

DDC 338.4/7672/0971.

	<i>Per Issue</i>
<i>Canada:</i>	\$35.00
<i>United States:</i>	US\$42.00
<i>Other Countries:</i>	US\$49.00

41-250B Discontinued

- 2910 - Primary steel industries
- 2921 - Steel pipe and tube industry
- 2941 - Iron foundries
- 2950 - Non-ferrous metal smelting and refining industries
- 2961 - Aluminum rolling, casting and extruding industry
- 2971 - Copper and copper alloy rolling, casting and extruding industry

MANUFACTURING

2999 - Other rolled, cast and extruded non-ferrous metal products industries

	<i>Bulletin</i>	<i>Series</i>
Canada:	\$4.00	\$22.00
United States:	US\$5.00	US\$28.00
Other Countries:	US\$5.00	US\$28.00

41-251

Fabricated metal products industries. Annual. First issue 1985. Bilingual. (Annual census of manufactures).†
ISSN 0835-0124.
DDC 338.4/7671/0971.

	<i>Per Issue</i>
Canada:	\$35.00
United States:	US\$42.00
Other Countries:	US\$49.00

41-251B Discontinued

- 3011 - Power boiler and heat exchanger industry
- 3021 - Metal tanks (heavy gauge) industry
- 3022 - Plate work industry
- 3023 - Pre-engineered metal buildings industry (except portable)
- 3029 - Other fabricated structural metal products industries
- 3031 - Metal door and window industry
- 3032 - Prefabricated portable metal buildings industry
- 3039 - Other ornamental and architectural metal products industries
- 3041 - Custom coating of metal products industry
- 3042 - Metal closure and container industry
- 3049 - Other stamped and pressed metal products industries
- 3052 - Wire and wire rope industry
- 3053 - Industrial fastener industry
- 3058 - Other wire products, upholstery and coil spring industries
- 3061 - Basic hardware industry
- 3062 - Metal dies, moulds and patterns industry
- 3063 - Hand tool and implement industry
- 3069 - Other hardware and cutlery industries
- 3071 - Heating equipment industry
- 3081 - Machine shop industry
- 3091 - Metal plumbing fixtures and fittings industry
- 3092 - Metal valve industry
- 3099 - Other metal fabricating industries

	<i>Bulletin</i>	<i>Series</i>
Canada:	\$4.00	\$74.00
United States:	US\$5.00	US\$92.00
Other Countries:	US\$5.00	US\$92.00

† Please see page 36 for a general abstract.

MACHINERY AND TRANSPORTATION EQUIPMENT

42-250

Machinery industries, except electrical machinery. Annual. First issue 1985. Bilingual. (Annual census of manufactures).†
ISSN 0835-0132.
DDC 338.4/76218/0971.

	<i>Per Issue</i>
Canada:	\$35.00
United States:	US\$42.00
Other Countries:	US\$49.00

42-250B Discontinued

- 3111 - Agricultural implement industry
- 3121 - Commercial refrigeration and air conditioning equipment industry
- 3191 - Compressor, pump and industrial fan industry
- 3192 - Construction and mining machinery and materials handling equipment industry
- 3193 - Sawmill and woodworking machinery industry
- 3194 - Turbine and mechanical power transmission equipment industry
- 3199 - Other machinery and equipment industries

	<i>Bulletin</i>	<i>Series</i>
Canada:	\$4.00	\$22.00
United States:	US\$5.00	US\$28.00
Other Countries:	US\$5.00	US\$28.00

42-251

Transportation equipment industries. Annual. First issue 1985. Bilingual. (Annual census of manufactures).†
ISSN 0835-0140.
DDC 338.4/7629046/0971.

	<i>Per Issue</i>
Canada:	\$35.00
United States:	US\$42.00
Other Countries:	US\$49.00

42-251B Discontinued

- 3211 - Aircraft and aircraft parts industry
- 3231 - Motor vehicle industry
- 3241 - Truck and bus body industry
- 3242 - Commercial trailer industry
- 3243 - Non-commercial trailer industry
- 3244 - Mobile home industry
- 3251 - Motor vehicle engine and engine parts industry
- 3252 - Motor vehicle wiring assemblies industry
- 3253 - Motor vehicle stampings industry
- 3254 - Motor vehicle steering and suspension parts industry

MANUFACTURING

- 3255 - Motor vehicle wheel and brake industry
- 3256 - Plastic parts and accessories for motor vehicles industry
- 3257 - Motor vehicle fabric accessories industry
- 3259 - Other motor vehicle accessories, parts and assemblies industries
- 3261 - Railroad rolling stock industry
- 3271 - Shipbuilding and repair industry
- 3281 - Boatbuilding and repair industry
- 3299 - Other transportation equipment industries

	<i>Bulletin</i>	<i>Series</i>
<i>Canada:</i>	\$4.00	\$58.00
<i>United States:</i>	US\$5.00	US\$72.00
<i>Other Countries:</i>	US\$5.00	US\$72.00

ELECTRICAL EQUIPMENT

43-003

Specified domestic electrical appliances. Monthly. First issue, Jan. 1958. Bilingual. (Annual census of manufactures).

ISSN 0410-5907.

DDC 338.4/768383/0971.

This monthly publication contains production and factory shipments data for specified domestic electrical appliances manufactured in Canada. It includes the number of units produced and shipped during the month with a cumulative total for the year for kitchen appliances, household vacuum cleaners and home comfort products.

	<i>Per Issue</i>	<i>Per Year</i>
<i>Canada:</i>	\$5.00	\$50.00
<i>United States:</i>	US\$6.00	US\$60.00
<i>Other Countries:</i>	US\$7.00	US\$70.00

43-005

Factory sales of electric storage batteries. Monthly. First issue, Jan. 1935. Bilingual.

ISSN 0380-7061.

DDC 338.4/76292542/0971.

This publication contains data on Canadian factory sales of lead-acid and alkaline storage batteries. It includes the number of units sold and their factory selling value each month along with a cumulative total for the year.

	<i>Per Issue</i>	<i>Per Year</i>
<i>Canada:</i>	\$5.00	\$50.00
<i>United States:</i>	US\$6.00	US\$60.00
<i>Other Countries:</i>	US\$7.00	US\$70.00

† Please see page 36 for a general abstract.

43-009

Electric lamps, light bulbs and tubes. Monthly. First issue, Jan. 1978. Bilingual.

ISSN 0828-1777.

DDC 338.4/7621322/0971.

This publication contains data on manufacturers' sales (including imports) of electric lamps, light bulbs and tubes. It includes the number of units sold and the dollar value (factory billing price) of factory sales, by province each month along with the cumulative total for the year.

	<i>Per Issue</i>	<i>Per Year</i>
<i>Canada:</i>	\$5.00	\$50.00
<i>United States:</i>	US\$6.00	US\$60.00
<i>Other Countries:</i>	US\$7.00	US\$70.00

43-010

Production, sales and stocks of major appliances. Monthly. First issue, Apr. 1984. Bilingual.

ISSN 0825-1339.

DDC 338.4/768388/0971.

This publication contains data concerning the production, sales and stocks of major appliances. It includes the number of Canadian made units for the current month along with cumulative totals for the year. The manufacturers' sales are broken down by province.

	<i>Per Issue</i>	<i>Per Year</i>
<i>Canada:</i>	\$5.00	\$50.00
<i>United States:</i>	US\$6.00	US\$60.00
<i>Other Countries:</i>	US\$7.00	US\$70.00

43-250

Electrical and electronic products industries. Annual. First issue 1985. Bilingual. (Annual census of manufactures).†

ISSN 0835-0159.

DDC 338.4/76213/0971.

	<i>Per Issue</i>
<i>Canada:</i>	\$35.00
<i>United States:</i>	US\$42.00
<i>Other Countries:</i>	US\$49.00

43-250B Discontinued

- 3311 - Small electrical appliance industry
- 3321 - Major appliance industry (electric and non-electric)
- 3331 - Lighting fixture industry
- 3332 - Electric lamp and shade industry (except bulb and tube)
- 3333 - Electric lamp (bulb and tube industry)
- 3341 - Record player, radio and television receiver industry
- 3351 - Telecommunications equipment industry
- 3352 - Electronic parts and components industry

MANUFACTURING

- 3359 - Other communication and electronic equipment industries
- 3361 - Electronic computing and peripheral equipment industry
- 3368 - Office, store and business machine industries (electronic and other)
- 3371 - Electrical transformer industry
- 3372 - Electrical switchgear and protective equipment industry
- 3379 - Other electrical industrial equipment industries
- 3381 - Communications and energy wire and cable industry
- 3391 - Battery industry
- 3392 - Non-current carrying wiring devices industry
- 3399 - Other electrical products industries

	<i>Bulletin</i>	<i>Series</i>
<i>Canada:</i>	\$4.00	\$58.00
<i>United States:</i>	US\$5.00	US\$72.00
<i>Other Countries:</i>	US\$5.00	US\$72.00

NON-METALLIC MINERAL PRODUCTS

44-001

Cement. Monthly. First issue, Aug. 1931. Bilingual.
ISSN 0380-6898.
DDC 338.4/7620135/0971.

Products, shipments, domestic and export sales, and stocks on hand of cement, monthly and cumulative. Distribution of sales by region and type, monthly and cumulative.

	<i>Per Issue</i>	<i>Per Year</i>
<i>Canada:</i>	\$5.00	\$50.00
<i>United States:</i>	US\$6.00	US\$60.00
<i>Other Countries:</i>	US\$7.00	US\$70.00

44-003

Gypsum products. Monthly. First issue, Aug. 1931. Bilingual.
ISSN 0380-7223.
DDC 338.4/76223635/0971.

Production, factory shipments and stocks of gypsum products, monthly and cumulative.

	<i>Per Issue</i>	<i>Per Year</i>
<i>Canada:</i>	\$5.00	\$50.00
<i>United States:</i>	US\$6.00	US\$60.00
<i>Other Countries:</i>	US\$7.00	US\$70.00

44-004

Mineral wool including fibrous glass insulation. Monthly. First issue, Jan. 1950. Bilingual.
ISSN 0229-6098.
DDC 338.4/7620144/0971.

Production and factory shipments of mineral wool including fibrous glass insulation used in construction; monthly and cumulative.

	<i>Per Issue</i>	<i>Per Year</i>
<i>Canada:</i>	\$5.00	\$50.00
<i>United States:</i>	US\$6.00	US\$60.00
<i>Other Countries:</i>	US\$7.00	US\$70.00

44-250

Non-metallic mineral products industries. Annual. First issue 1985. Bilingual. (Annual census of manufactures).†
ISSN 0835-0167.
DDC 338.4/7666/0971.

	<i>Per Issue</i>
<i>Canada:</i>	\$35.00
<i>United States:</i>	US\$42.00
<i>Other Countries:</i>	US\$49.00

44-250B Discontinued

- 3511 - Clay products industry (from domestic clay)
- 3512 - Clay products industry (from imported clay)
- 3521 - Cement industry
- 3541 - Concrete pipe industry
- 3542 - Structural concrete products industry
- 3549 - Misc. concrete products industries
- 3551 - Ready-mix concrete industry
- 3561 - Primary glass and glass containers industry
- 3562 - Glass products industry (except glass containers)
- 3571 - Abrasives industry
- 3581 - Lime industry
- 3591 - Refractories industry
- 3592 - Asbestos products industry
- 3593 - Gypsum products industry
- 3594 - Non-metallic mineral insulating materials industry
- 3599 - Misc. non-metallic mineral products industries

	<i>Bulletin</i>	<i>Series</i>
<i>Canada:</i>	\$4.00	\$51.00
<i>United States:</i>	US\$5.00	US\$64.00
<i>Other Countries:</i>	US\$5.00	US\$64.00

† Please see page 36 for a general abstract.

MANUFACTURING

PETROLEUM AND COAL PRODUCTS

45-001

Asphalt roofing. Monthly. First issue, Apr. 1932. Bilingual.

ISSN 0380-5786.

DDC 338.4/7695/0971.

Production and shipments, domestic and export, of asphalt roofing shingles, sidings, tar and asphalt felts and sheathings; monthly and cumulative.

	<i>Per Issue</i>	<i>Per Year</i>
<i>Canada:</i>	\$5.00	\$50.00
<i>United States:</i>	US\$6.00	US\$60.00
<i>Other Countries:</i>	US\$7.00	US\$70.00

45-002

Coal and coke statistics. Monthly. First issue, June 1921. Bilingual.

ISSN 0380-6847.

DDC 338.2/724/0971.

Production, imports, exports, stocks and disposition of coal by province; supply and disposition of coke in Canada.

	<i>Per Issue</i>	<i>Per Year</i>
<i>Canada:</i>	\$10.00	\$100.00
<i>United States:</i>	US\$12.00	US\$120.00
<i>Other Countries:</i>	US\$14.00	US\$140.00

45-004

Refined petroleum products. Monthly. First issue, Jan. 1946. Bilingual.

ISSN 0380-8629.

DDC 338.2/7282/0971.

Crude oil received by refineries with imports by source of supply; refinery operations, shipments and inventories. Includes notes, definitions and lists of refiners and distributors.

	<i>Per Issue</i>	<i>Per Year</i>
<i>Canada:</i>	\$18.20	\$182.00
<i>United States:</i>	US\$21.80	US\$218.00
<i>Other Countries:</i>	US\$25.50	US\$255.00

45-250

Refined petroleum and coal products industries. Annual. First issue 1985. Bilingual. (Annual census of manufactures).†

ISSN 0835-0175.

DDC 338.4/7665538/0971.

† Please see page 36 for a general abstract.

Per Issue

<i>Canada:</i>	\$35.00
<i>United States:</i>	US\$42.00
<i>Other Countries:</i>	US\$49.00

45-250B Discontinued

- 3611 - Refined petroleum products industry (except lubricating oil and grease)
- 3612 - Lubricating oil and grease industry
- 3699 - Other petroleum and coal products industries

Bulletin

Series

<i>Canada:</i>	\$4.00	\$10.00
<i>United States:</i>	US\$5.00	US\$12.00
<i>Other Countries:</i>	US\$5.00	US\$12.00

CHEMICALS

46-002

Industrial chemicals and synthetic resins. Monthly. First issue, Apr. 1958. Bilingual.

ISSN 0712-8592.

DDC 338.4/7661/00971.

Production (metric tonnes) of new virgin resins for low, linear low and high density polyethylene and four other types of resins are presented in table 1. Production of some 25 industrial chemicals including fertilizers are shown in table 2. Monthly and year-to-date data for the current and preceding year with percentage change in the year-to-date numbers are included. The December issue of each year also contains a list of reporting firms. Data provide current trends in the market for specified products.

Per Issue

Per Year

<i>Canada:</i>	\$5.60	\$56.00
<i>United States:</i>	US\$6.70	US\$67.00
<i>Other Countries:</i>	US\$7.80	US\$78.00

46-250

Chemical and chemical products industries. Annual. First issue 1985. Bilingual. (Annual census of manufactures).†

ISSN 0835-0183.

DDC 338.4/7661/00971.

Per Issue

<i>Canada:</i>	\$35.00
<i>United States:</i>	US\$42.00
<i>Other Countries:</i>	US\$49.00

46-250B Discontinued

- 3711 - Industrial inorganic chemical industries
- 3712 - Industrial organic chemical industries
- 3721 - Chemical fertilizer and fertilizer materials industry
- 3722 - Mixed fertilizer industry
- 3729 - Other agricultural chemical industries

MANUFACTURING

- 3731 - Plastic and synthetic resin industry
- 3741 - Pharmaceutical and medicine industry
- 3751 - Paint and varnish industry
- 3761 - Soap and cleaning compounds industry
- 3771 - Toilet preparations industry
- 3791 - Printing ink industry
- 3792 - Adhesives industry
- 3799 - Other chemical products industries

	<i>Bulletin</i>	<i>Series</i>
<i>Canada:</i>	\$4.00	\$42.00
<i>United States:</i>	US\$5.00	US\$52.00
<i>Other Countries:</i>	US\$5.00	US\$52.00

46-504

Usage of fertilizer materials, 1984 / Statistics Canada, Industry Division, Census of Manufactures Section. 18 p. 28 cm. 1985. Bilingual.

ISBN 0-660-52850-9.

DDC 338.4/766862/0971.

Provides data on fertilizers shipped by wholesalers and their nutrient content, by province during fertilizer year July 1, 1983 to June 30, 1984 as well as trade data.

	<i>Per Issue</i>
<i>Canada:</i>	\$20.00
<i>United States:</i>	US\$21.00
<i>Other Countries:</i>	US\$21.00

MISCELLANEOUS MANUFACTURES

47-005

Factory shipments of high pressure decorative laminate sheet. Quarterly. First issue, Mar. 1978. Bilingual.

ISSN 0706-2664.

DDC 338.4/7668492/0971.

This publication provides quarterly data on quantity (square metres) and value of shipments to domestic market by Canadian manufacturers. Current and year-to-date data are published for decorative laminates of 3.175 mm thickness and less (SCG 3921.90.92) and for backing laminates (SCG 3921.90.93). Comparable data for the preceding year are also shown. These statistics reflect trends in the Canadian manufacture of these products. Data are collected and published only at Canada level.

	<i>Per Issue</i>	<i>Per Year</i>
<i>Canada:</i>	\$4.75	\$19.00
<i>United States:</i>	US\$5.75	US\$23.00
<i>Other Countries:</i>	US\$6.75	US\$27.00

† Please see page 36 for a general abstract.

47-006

Production and shipments of blow-moulded plastic bottles. Quarterly. First issue, Mar. 1978. Bilingual.

ISSN 0713-9098.

DDC 338.4/7668497/0971.

The publication shows the production of plastic bottles by size (less than one litre and one litre and over), quantities used within the establishment and those shipped to outside customers, by end use categories: household chemicals; toiletries and cosmetics; medicinal and health; food and beverage; automotive and marine; and industrial and agricultural chemicals. It also includes quantities produced by materials used: polyethylene, polypropylene, polyvinyl chloride, polyethylene terephthalate and other. The data reflect current market trends in production and usage.

	<i>Per Issue</i>	<i>Per Year</i>
<i>Canada:</i>	\$6.75	\$27.00
<i>United States:</i>	US\$8.00	US\$32.00
<i>Other Countries:</i>	US\$9.50	US\$38.00

47-007

Shipments of plastic film and bags manufactured from resin. Quarterly. First issue, Mar. 1983. Bilingual.

ISSN 0823-0900.

DDC 381/45668495/0971.

The publication shows the Canadian manufacturer's shipments of the quantity (kilograms) of plastic film and plastic bags and sacks by their first destination - Canada, export. Low density polyethylene film is broken down under: packaging, construction and agricultural, shrink film and industrial sheeting and tubing. Other categories are: high density polyethylene, stretch wrap, co-extrusions and other plastic film. Categories for bags and sacks are: garbage, dry cleaner's, grocery, luncheon, notions and millinery LDPE, notions and millinery HDPE and other. The data provide current market trends.

	<i>Per Issue</i>	<i>Per Year</i>
<i>Canada:</i>	\$6.75	\$27.00
<i>United States:</i>	US\$8.00	US\$32.00
<i>Other Countries:</i>	US\$9.50	US\$38.00

47-250

Other manufacturing industries. Annual. First issue 1985. Bilingual. (Annual census of manufactures).†

ISSN 0835-0191.

DDC 338.4/767/0971.

	<i>Per Issue</i>
<i>Canada:</i>	\$35.00
<i>United States:</i>	US\$42.00
<i>Other Countries:</i>	US\$49.00

MANUFACTURING

47-250B Discontinued

- 3911 - Indicating, recording and controlling instruments industry
- 3912 - Other instruments and related products industries
- 3913 - Clock and watch industry
- 3914 - Ophthalmic goods industry
- 3921 - Jewellery and silverware industry
- 3922 - Precious metal secondary refining industry
- 3931 - Sporting goods industry
- 3932 - Toys and games industry

- 3971 - Sign and display industry
- 3991 - Broom, brush and mop industry
- 3992 - Button, buckle and clothes fastener industry
- 3993 - Floor tile, linoleum and coated fabric industry
- 3994 - Musical instrument and sound recording industry
- 3999 - Other manufactured products industries

	<i>Bulletin</i>	<i>Series</i>
<i>Canada:</i>	\$4.00	\$45.00
<i>United States:</i>	US\$5.00	US\$56.00
<i>Other Countries:</i>	US\$5.00	US\$56.00

TRANSPORTATION, COMMUNICATIONS AND UTILITIES

Contents	Page
Transportation, Communications and Utilities	
50 Transportation - General	51
51 Air Transport	51
52 Rail Transport	53
53 Road Transport	54
54 Water Transport	55
55 Pipe Line Transport	55
56 Communications	56
57 Other Utilities	57

TRANSPORTATION - GENERAL

50-002

Surface and marine transport. Irregular. First issue, June 1985. Bilingual.

ISSN 0828-2897.

DDC 380.5/0971.

This service bulletin presents timely analytical data, time series analysis, and special tabulations covering trucking, rail, bus, urban, and marine transportation, and highway infrastructure. Topics include the for-hire quarterly trucking survey, commodity movements, port activities, and vehicle registrations.

	Per Issue	Per Year
Canada:	\$9.40	\$75.00
United States:	US\$11.25	US\$90.00
Other Countries:	US\$13.15	US\$105.00

AIR TRANSPORT

51-002

Air carrier operations in Canada. Quarterly. First issue, Jan./Mar. 1970. Bilingual.

ISSN 0008-2570.

DDC 387.7/0971.

Each quarter, this publication presents operational and financial statistics for the activities of approximately 350 Canadian air carriers. It provides information to be used in the monitoring of the Canadian air transport industry. Specific tabulations presented include data on passenger-kilometres, aircraft hours flown, goods and mail carried, operational expenses and revenues by province and travel by fare type.

	Per Issue	Per Year
Canada:	\$24.25	\$97.00
United States:	US\$29.00	US\$116.00
Other Countries:	US\$34.00	US\$136.00

51-004

Aviation : service bulletin. Monthly. First issue 1968. Bilingual.

ISSN 0843-493X.

DDC 387.7/0971.

Each month, this bulletin presents the most up-to-date available information gleaned from all of the Aviation Statistics Centre's surveys. Regular features include releases on principal statistics for Canada's major air carriers, airport data, fare basis statistics and traffic data for Canada's most important markets.

	Per Issue	Per Year
Canada:	\$9.30	\$93.00
United States:	US\$11.20	US\$112.00
Other Countries:	US\$13.00	US\$130.00

51-005

Air carrier traffic at Canadian airports. Quarterly. First issue 1976. Bilingual.

ISSN 0701-7928.

DDC 387.7/36/0971.

This publication presents statistics on airline traffic such as the volume of flights, passengers and cargo, at Canadian airports. Data on Canadian and foreign airlines' regional and local scheduled services have been added to complement the data previously published on the major scheduled services and major charter services. Civil aircraft movements statistics are also shown, thus, providing the overall perspective of aircraft movements at major Canadian airports. The publication presents several summary tables which have been grouped into sections dealing with overall or specialized views of the airline industry. An analysis of the significant changes which have occurred in the survey period will be provided, by type of service. Annual summary data are included in the fourth quarter issue.

	Per Issue	Per Year
Canada:	\$30.50	\$122.00
United States:	US\$36.50	US\$146.00
Other Countries:	US\$42.75	US\$171.00

51-204

Air passenger origin and destination, domestic report. Annual. First issue 1968. Bilingual.

ISSN 0703-2692.

DDC 387.7/42/0971.

This publication presents statistics and analysis on the volume of domestic air passenger traffic generated at Canadian cities and carried between pairs of Canadian points. The data may be used to indicate the relative community of interest between Canadian cities.

TRANSPORTATION, COMMUNICATIONS AND UTILITIES

Per Issue

Canada:	\$38.00
United States:	US\$46.00
Other Countries:	US\$53.00

51-205

Air passenger origin and destination, Canada-United States report. Annual. First issue 1968. Bilingual.

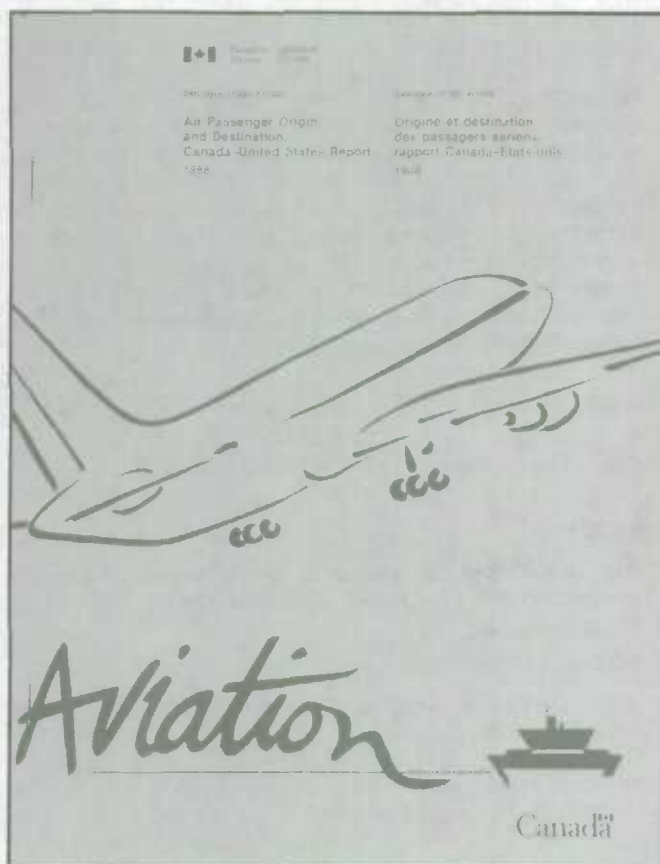
ISSN 0705-4343.

DDC 387.7/42.

This publication presents an integrated set of Canada/U.S. air passenger origin-destination statistics and analysis, and is the result of an agreement between Canada and the Civil Aeronautics Board in the U.S. to exchange data from their respective surveys. The data may be used to indicate the relative community of interest between Canada and the United States.

Per Issue

Canada:	\$42.00
United States:	US\$50.00
Other Countries:	US\$59.00



51-206

Canadian civil aviation. Annual. First issue 1970. Bilingual.

ISSN 0826-6026.

DDC 387.7/1/0971.

This publication is an annual statistical review of the activities of approximately 800 Canadian air carriers operating in Canada. Finance data include income statements, balance sheets, revenues by province and information on travel by fare type. Operational data include passengers carried, kilometres and hours flown and information on carrier fleets.

Per Issue

Canada:	\$36.00
United States:	US\$43.00
Other Countries:	US\$50.00

51-207

Air charter statistics. Annual. First issue 1974. Bilingual.

ISSN 0828-8208.

DDC 387.7/4.

This publication contains statistics and analysis on the operations of approximately 100 Canadian and foreign air carriers providing charter services both within Canada and to and from Canada. Data presented in graphical and tabular formats include passengers and cargo volumes along with origins and destinations.

Per Issue

Canada:	\$36.00
United States:	US\$43.00
Other Countries:	US\$50.00

51-501E

Aviation in Canada : historical and statistical perspectives on civil aviation / Statistics Canada, Transportation Division, Aviation Statistics Centre. 210 p. 23 cm. 1986. E. and F.

ISBN 0-660-12030-5.

Incorrect ISBN (0-660-12030-5E) printed in the publication.

DDC 387.7/0971.

This publication describes the Canadian aviation industry from its earliest achievements to the present. It contains data on key markets, airports, air regulation, Canada's air safety record and the growth of recreational flying. The text is complemented by more than 100 charts, tables and photographs.

Per Issue

Canada:	\$27.00
United States:	US\$28.50
Other Countries:	US\$28.50

TRANSPORTATION, COMMUNICATIONS AND UTILITIES

RAIL TRANSPORT

52-001

Railway carloadings. Monthly. First issue, Jan. 1924. Bilingual.

ISSN 0380-6308.

DDC 385/.24/0971.

This publication outlines 70 commodities by cars loaded and tonnes of revenue freight carried in eastern and western Canada by class I and II railways. With summary charts and tables included, this publication is considered a good indicator of current business activity.

	<i>Per Issue</i>	<i>Per Year</i>
<i>Canada:</i>	\$8.30	\$83.00
<i>United States:</i>	US\$10.00	US\$100.00
<i>Other Countries:</i>	US\$11.60	US\$116.00

52-003

Railway operating statistics. Monthly. First issue, Jan. 1921. Bilingual.

ISSN 0380-5964.

DDC 385/.0971.

Information on seven railways, including statistics on operating finances and traffic, is available in this publication. Data on VIA, Canadian National and Canadian Pacific railway operations are presented separately.

	<i>Per Issue</i>	<i>Per Year</i>
<i>Canada:</i>	\$10.50	\$105.00
<i>United States:</i>	US\$12.60	US\$126.00
<i>Other Countries:</i>	US\$14.70	US\$147.00

52-211

Railway transport in Canada, commodity statistics. Annual. First issue 1875. Last issue 1987. Bilingual. **Discontinued.**

ISSN 0823-3969.

DDC 385/.24/0971.

Carloading and tonnage data of commodities carried by the largest railways in Canada are provided in this publication, including data on freight originating and terminating with, delivered to, and received from U.S. connections. Included are a data analysis, definitions, the methodology employed, an explanation of data quality and a bibliography. **Note:** After the 1987 data year, data from this publication are available in *Rail in Canada*, catalogue no. 52-216.

	<i>Per Issue</i>
<i>Canada:</i>	\$42.50
<i>United States:</i>	US\$44.00
<i>Other Countries:</i>	US\$44.00

52-214

Railway transport, railway commodity origin and destination statistics. Annual. First issue 1976/1979. Last issue 1981/1984. Bilingual. **Discontinued.**

ISSN 0229-883X.

DDC 385/.24/0971.

This publication provides a four-year summary of tonnages and related revenues of Canadian Pacific and Canadian National Railways. Principal commodities and commodity groups are shown by province, territory, and international origin and destination. Flow charts, which are presented on maps of Canada, provide further illustrations to the data. Included are a data analysis, definitions, the methodology employed, an explanation of data quality and a bibliography. **Note:** This publication was last published in 1984. Data after this year are available in *Rail in Canada*, catalogue no. 52-216.

	<i>Per Issue</i>
<i>Canada:</i>	\$27.00
<i>United States:</i>	US\$28.00
<i>Other Countries:</i>	US\$28.00

52-215

Railway transport in Canada, general statistics. Annual. First issue 1982. Last issue 1986. Bilingual. **Discontinued.**

ISSN 0823-3950.

DDC 385/.0971.

This publication outlines annual financial and operational statistics on the Canadian railway system. Data on the balance sheet, revenues, expenses, equipment, and employment are collected from 31 companies which provide railway transport in Canada and are presented by company or group of companies. These data are used for policy planning and formulation, inputs into national aggregates and various regulatory studies. Included are a data analysis, definitions, the methodology employed, an explanation of data quality and a bibliography. **Note:** After the 1987 data year, data from this publication are available in *Rail in Canada*, catalogue no. 52-216.

	<i>Per Issue</i>
<i>Canada:</i>	\$32.00
<i>United States:</i>	US\$33.00
<i>Other Countries:</i>	US\$33.00

52-216

Rail in Canada. Annual. First issue 1987. Bilingual. ISSN 0843-4530.

DDC 385/.0971.

This publication provides information relating to the size and structure of the Canadian rail transport industry. A general overview of the rail industry is presented, focusing on global variables extended over a 25 year period. The six core chapters that follow provide more

TRANSPORTATION, COMMUNICATIONS AND UTILITIES

in-depth analysis on the economic performance, operating outputs, financial structure and equipment use, over shorter time frames. The publication provides a new provincial and territorial origin and destination data series supplied by the National Transportation Agency. The publication also incorporates a special study on the level of competition and cooperation between the rail and truck modes.

	<i>Per Issue</i>
<i>Canada:</i>	\$45.00
<i>United States:</i>	US\$54.00
<i>Other Countries:</i>	US\$63.00

ROAD TRANSPORT

53-003

Passenger bus and urban transit statistics. Monthly. First issue, Jan. 1955. Bilingual.

ISSN 0829-1756.

DDC 388.4/0971.

This publication outlines revenues, passengers carried and vehicle kilometres run on urban transit systems with gross operating revenues from urban transit operations exceeding \$500,000.

	<i>Per Issue</i>	<i>Per Year</i>
<i>Canada:</i>	\$7.10	\$71.00
<i>United States:</i>	US\$8.50	US\$85.00
<i>Other Countries:</i>	US\$9.90	US\$99.00

53-007

Fuel consumption survey, passenger cars. Quarterly. First issue, July/Sept. 1979. Last issue, Oct./Dec. 1988. Bilingual. **Discontinued.**

ISSN 0843-9281.

DDC 339.4/866553827/0971.

This publication provides information on motor vehicles' fuel consumption. It contains data on the number of vehicles in operation, the distance travelled and the quantity of fuel consumed by these vehicles as well as their fuel consumption ratio. Quarterly data are provided by type of vehicle, by model year and by province.

Price: No Charge

53-215

Passenger bus and urban transit statistics. Annual. First issue 1956. Bilingual.

ISSN 0383-5766.

DDC 388.4/0971.

Investment, operating revenues, expenses, and other data on intercity and rural bus companies and urban transit systems are outlined in this publication. Also included are data analysis, methodologies, a glossary and an excerpt on data quality.

Per Issue

<i>Canada:</i>	\$36.00
<i>United States:</i>	US\$43.00
<i>Other Countries:</i>	US\$50.00

53-218

Road motor vehicles, fuel sales. Annual. First issue 1960. Bilingual.

ISSN 0703-654X.

DDC 381/.4566553827/0971.

Gross and net sales of gasolines and net fuel sales of diesel oil and liquefied petroleum gas used for automotive purposes are presented by year and by month, by province and by territory.

Per Issue

<i>Canada:</i>	\$17.00
<i>United States:</i>	US\$20.00
<i>Other Countries:</i>	US\$24.00

53-219

Road motor vehicles, registrations. Annual. First issue 1960. Bilingual.

ISSN 0706-067X.

Incorrect ISSN (0703-654X) printed in the publication.

DDC 354.710087/834.

Data on registrations of motor vehicles by type including passenger automobiles, trucks, motorcycles, buses, trailers, and others are presented in this publication. A historical table of total registrations and licences including drivers', chauffeurs' and dealers' is provided. Motor vehicle registrations are shown by census divisions and municipalities where available. Included are a data analysis, definitions, the methodology employed, an explanation of data quality and a bibliography.

Per Issue

<i>Canada:</i>	\$17.00
<i>United States:</i>	US\$20.00
<i>Other Countries:</i>	US\$24.00

53-222

Trucking in Canada. Annual. First issue 1961. Bilingual.

ISSN 0829-8947.

DDC 388.3/24/0971.

This publication presents a comprehensive overview of the Canadian trucking industry, both for-hire and private, or own account. Principal information includes statistics on revenues and expenses, equipment operated, investment, employment, and commodities transported from point of origin to point of destination. Also included are a data analysis, a glossary, the methodology and an explanation of data quality.

TRANSPORTATION, COMMUNICATIONS AND UTILITIES

	<i>Per Issue</i>
<i>Canada:</i>	\$45.00
<i>United States:</i>	US\$54.00
<i>Other Countries:</i>	US\$63.00

53-226

Fuel consumption survey, annual report, special surveys program. Annual. First issue, Oct. 1979/Sept. 1980. Last issue, Jan.-Dec. 1984/Jan.-Dec. 1988. Bilingual. **Discontinued.**

ISSN 0828-1592.

DDC 339.4/866553827/0971.

This publication provides information about the fuel consumption patterns of personal-use passenger cars that were owned and operated in Canada. Data were collected using a diary survey technique with fuel purchases being recorded by the survey participants. The tabulations in this report provide estimates of the size of the personal-use passenger car fleet, the number of kilometres driven, the total amount of fuel consumed and the fuel consumption ratio. Further breakdowns and analysis of the tabulations were undertaken by province, vehicle weight class, leaded and unleaded fuel, model year class, number of cylinders and transmission type.

Price: No Charge

WATER TRANSPORT

54-205


Shipping in Canada. Annual. First issue 1946. Bilingual.

ISSN 0835-5533.

DDC 387.2/0971.

This publication presents a comprehensive overview of domestic and international shipping activities at Canadian ports. It provides vessel traffic data and commodity detail by points of loading and unloading; trends in port traffic, containerization, commodity movements and transport markets; key indicators on the size and structure of the Canadian water carrier industry; plus financial and operational statistics on revenues and expenditures, services, employees, property value and fleet composition.

	<i>Per Issue</i>
<i>Canada:</i>	\$41.00
<i>United States:</i>	US\$49.00
<i>Other Countries:</i>	US\$57.00



PIPE LINE TRANSPORT

55-001

Oil pipe line transport. Monthly. First issue, July 1951. Bilingual.

ISSN 0380-4615.

DDC 338.4/7665544/0971.

Receipts and deliveries by source and by movement of crude oil and refined petroleum products by gathering and trunk lines, by provinces; barrel-miles, operating revenues. Includes data analysis.

	<i>Per Issue</i>	<i>Per Year</i>
<i>Canada:</i>	\$10.00	\$100.00
<i>United States:</i>	US\$12.00	US\$120.00
<i>Other Countries:</i>	US\$14.00	US\$140.00

55-002

Gas utilities. Monthly. First issue, June 1959. Bilingual.

ISSN 0380-2329.

DDC 338.4/766573/0971.

Receipts and disposition of natural gas by province, month; commodity distance, sales, revenues, customers

TRANSPORTATION, COMMUNICATIONS AND UTILITIES

by rate structure, imports and exports. Includes definitions.

	<i>Per Issue</i>	<i>Per Year</i>
<i>Canada:</i>	\$12.70	\$127.00
<i>United States:</i>	US\$15.20	US\$152.00
<i>Other Countries:</i>	US\$17.80	US\$178.00

55-201

Oil pipe line transport. Annual. First issue 1958. Bilingual.

ISSN 0410-5591.

DDC 338.4/7665544/0971.

Covers SIC 4612: Crude oil pipeline transport industry. Cubic metres of oil carried by gathering and trunk lines by province, by month; receipts and deliveries, cubic-metre kilometres, pipe line distance; balance sheet, property account revenues, expenses, income, employees, salaries and wages. Includes data analysis and glossary.

	<i>Per Issue</i>
<i>Canada:</i>	\$22.00
<i>United States:</i>	US\$26.00
<i>Other Countries:</i>	US\$31.00

COMMUNICATIONS

56-001

Communications. Irregular. First issue, June 1971. Bilingual.

ISSN 0380-0334.

DDC 384/.0971.

This publication provides early release of summary information on telecommunications, including the telephone industry and other telecommunications carriers, radio and television broadcasting, cable television, and miscellaneous data of general interest. It includes the methodology and data quality.

	<i>Per Issue</i>	<i>Per Year</i>
<i>Canada:</i>	\$8.20	\$49.00
<i>United States:</i>	US\$9.85	US\$59.00
<i>Other Countries:</i>	US\$11.50	US\$69.00

56-002

Telephone statistics. Monthly. First issue, Apr. 1977. Bilingual.

ISSN 0707-9753.

DDC 384.6/0971.

This publication presents monthly and year to date data as aggregated from reports of 13 major telephone systems along with comparisons to data from the previous year. Information is provided on operating revenue and expenses, salaries and wage payments,

number of employees, construction expenditures, telephone toll messages and network access lines in service. Included is an analysis of data and a list of respondents.

	<i>Per Issue</i>	<i>Per Year</i>
<i>Canada:</i>	\$8.30	\$83.00
<i>United States:</i>	US\$10.00	US\$100.00
<i>Other Countries:</i>	US\$11.60	US\$116.00

56-201

Telecommunications statistics. Annual. First issue 1917. Bilingual.

ISSN 0703-7252.

DDC 384/.0971.

The publication presents data on telecommunications carriers in Canada: revenues, expenses, number of messages sent, mileage operated, employees, salaries and wages, by company. It includes data analysis, methodology, and data quality.

	<i>Per Issue</i>
<i>Canada:</i>	\$17.00
<i>United States:</i>	US\$20.00
<i>Other Countries:</i>	US\$24.00

56-203

Telephone statistics. Annual. First issue 1918. Bilingual.

ISSN 0380-7843.

DDC 384.6/0971.

This publication presents annually, detailed financial statistics on the Canadian telephone industry by area. Also included are operational data such as wire mileage, number of telephone calls and number of access lines in service. There is a textual analysis of the data with comments on methodology, a data quality and a glossary of terms.

	<i>Per Issue</i>
<i>Canada:</i>	\$36.00
<i>United States:</i>	US\$43.00
<i>Other Countries:</i>	US\$50.00

56-204

Radio and television broadcasting. Annual. First issue 1961. Bilingual.

ISSN 0575-9560.

DDC 384.54/0971.

This publication presents detailed financial statistics on the Canadian radio and television industry. The tables group the data by province and by revenue group. Operational data is provided on the privately owned radio and television industry and the Canadian Broadcasting Corporation. There is an analysis of the data and a glossary of terms.

TRANSPORTATION, COMMUNICATIONS AND UTILITIES

	<i>Per Issue</i>
<i>Canada:</i>	\$26.00
<i>United States:</i>	US\$31.00
<i>Other Countries:</i>	US\$36.00

56-205

Cable television. Annual. First issue 1967. Bilingual.
ISSN 0703-7244.
DDC 384.55/56/0971.

This publication presents annually detailed financial statistics on the Canadian cable television industry by area and by revenue group. Operational data is published on subscribers, households, kilometres of cable, channel capacity and program hours. The preamble to the publication consists of statistical highlights, a written analysis and text tables which display a financial and operating summary of the cable television industry (including pay television). Also included is a glossary of terms for the industry.

	<i>Per Issue</i>
<i>Canada:</i>	\$26.00
<i>United States:</i>	US\$31.00
<i>Other Countries:</i>	US\$36.00

OTHER UTILITIES

57-001

Electric power statistics. Monthly. First issue, Jan. 1933. Bilingual.
ISSN 0380-0229.
DDC 338.4/762131/0971.

Generation of electricity by utilities and industrial establishments, imports and exports, energy made available for use in Canada, cumulative monthly totals for year to date, by province.

	<i>Per Issue</i>	<i>Per Year</i>
<i>Canada:</i>	\$10.00	\$100.00
<i>United States:</i>	US\$12.00	US\$120.00
<i>Other Countries:</i>	US\$14.00	US\$140.00

57-003

Quarterly report on energy supply-demand in Canada. Quarterly. First issue 1976. Bilingual.
ISSN 0702-0465.
DDC 333.79/13/0971.

Energy balance sheets in natural units and heat equivalents in primary and secondary forms, by province, each showing data on production, trade, interprovincial movements, conversion, and consumption by sector. Analytical tables and details on non-energy products are shown. Includes explanatory notes and data analysis.

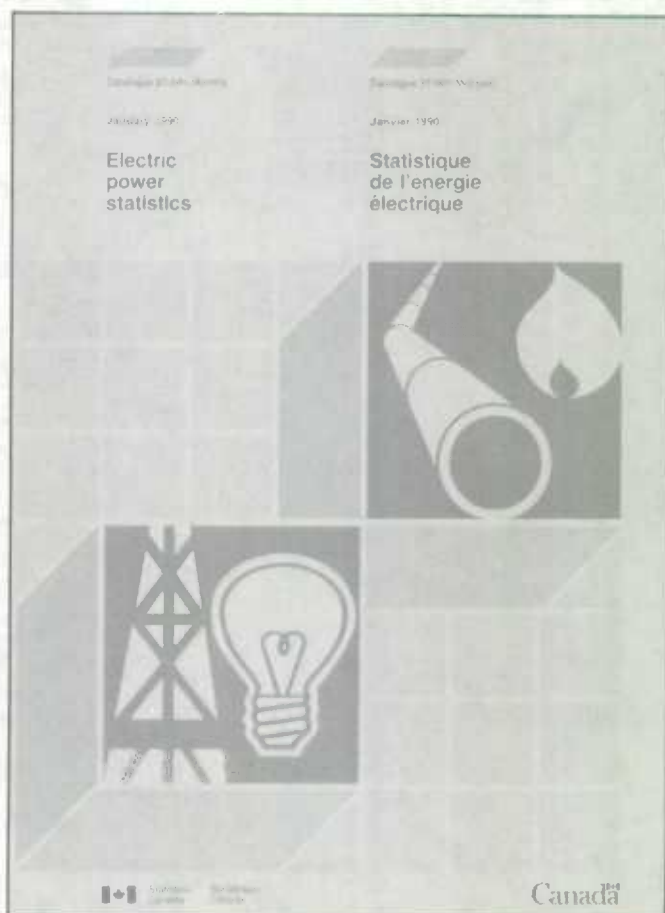
	<i>Per Issue</i>	<i>Per Year</i>
<i>Canada:</i>	\$31.75	\$127.00
<i>United States:</i>	US\$38.00	US\$152.00
<i>Other Countries:</i>	US\$44.50	US\$178.00

57-202

Electric power statistics. Volume II, Annual statistics. Annual. First issue 1925. Bilingual.
ISSN 0380-9765.
DDC 338.4/762131/0971.

Supply and disposition of electricity together with number of customers and value of sales; also employees, salaries and wages, financial statistics, fuels used to generate electricity and historical tabulation of supply and disposal of electric energy, by province. Includes data analysis and bibliography.

	<i>Per Issue</i>
<i>Canada:</i>	\$27.00
<i>United States:</i>	US\$32.00
<i>Other Countries:</i>	US\$38.00



TRANSPORTATION, COMMUNICATIONS AND UTILITIES

57-203

Electricity bills for domestic, commercial and small power service, examples of the applications of rates. Annual. First issue 1925. Last issue 1988. Bilingual. **Discontinued.**

ISSN 0575-8378.

DDC 338.4/362131/0971.

The publication presents examples of electricity bills for domestic, commercial and small power service in cities and representative municipalities. **Note:** This is the final issue of this publication. Information similar to that contained in this publication may be obtained by contacting: Energy, Mines and Resources, Electrical Energy Branch, 460 O'Connor St., Ottawa, Ontario, K1A 0E4.

Per Issue

<i>Canada:</i>	\$20.00
<i>United States:</i>	US\$21.00
<i>Other Countries:</i>	US\$21.00

57-204

Electric power statistics. Volume I, Annual electric power survey of capability and load. Annual. First issue 1955. Bilingual.

ISSN 0380-951X.

DDC 338.4/762131/0971.

Current and projected data of capability and load of producers of electric energy by province. Includes data analysis, definitions, list of respondents and bibliography.

Per Issue

<i>Canada:</i>	\$27.00
<i>United States:</i>	US\$32.00
<i>Other Countries:</i>	US\$38.00

57-205

Gas utilities, transport and distribution systems.

Annual. First issue 1959. Bilingual.

ISSN 0527-5318.

DDC 338.2/7285/0971.

Receipts and disposition of natural gas by month and by province; pipeline distance; balance sheet, property account, income account, employees and earnings. Includes data analysis, glossary and bibliography.

Per Issue

<i>Canada:</i>	\$27.00
<i>United States:</i>	US\$32.00
<i>Other Countries:</i>	US\$38.00

57-206

Electric power statistics. Volume III, Inventory of prime mover and electric generating equipment.

Annual. First issue 1971. Bilingual.

ISSN 0702-6609.

DDC 621.31/21/0971.

The publication gives a list of generating plants in Canada by ownership, showing the location, year of installation, and name-plate rating of main generators as of the end of the year. It includes explanatory notes and a bibliography.

Per Issue

<i>Canada:</i>	\$27.00
<i>United States:</i>	US\$32.00
<i>Other Countries:</i>	US\$38.00

COMMERCE, CONSTRUCTION, FINANCE AND PRICES

Contents	Page
Commerce, Construction, Finance and Prices	
61 Business Conditions	59
62 Prices and Consumer Expenditure	62
63 Merchandising and Services	65
64 Construction and Housing	71
65 International Trade	73
66 International Travel	75
67 Balance of Payments and International Investments	76
68 Government Finance	78

BUSINESS CONDITIONS

61-003

Industrial corporations, financial statistics. Quarterly. First issue, Oct. 1954. Bilingual.

ISSN 0380-7525.

DDC 338.7/4/0971.

This publication, using tables and graphs, presents income statement (revenue, expenses and profits) and balance sheet data (assets, liabilities and equity) on a quarterly basis for 47 industries and three sub-sectors. The data are published with comparable data for several preceding quarters. The publication contains highlights of the current quarter, descriptions of data sources and industrial classification.

	Per Issue	Per Year
Canada:	\$55.25	\$221.00
United States:	US\$66.25	US\$265.00
Other Countries:	US\$77.25	US\$309.00

61-003P

Industrial corporations, financial statistics, preliminary data. Quarterly. First issue, Oct. 1974. Bilingual.

ISSN 0225-9168.

DDC 338.7/4/0971.

Contains preliminary income statement data for 47 industries and three totals for the past quarter and for the comparable quarter one year ago. See also 61-003.

	Per Issue	Per Year
Canada:	\$16.50	\$66.00
United States:	US\$19.75	US\$79.00
Other Countries:	US\$23.00	US\$92.00

61-006

Financial institutions, financial statistics. Quarterly. First issue 1963. Bilingual.

ISSN 0380-075X.

DDC 332.1/0971.

This publication focuses on the financial position and

operations of financial institutions, financial intermediaries and investment funds operating in Canada. Financial statistics include the balance sheet and statements of income, retained earnings and changes in financial position. Also provides data on finance leasing contracts outstanding, by type of company engaged in finance leasing and, on deferred compensation and retirement plans.

	Per Issue	Per Year
Canada:	\$44.00	\$176.00
United States:	US\$52.75	US\$211.00
Other Countries:	US\$61.50	US\$246.00

61-203

Federal government enterprise finance, income and expenditure, assets, liabilities and net worth. Annual. First issue 1958/1959/1960. Bilingual.

ISSN 0575-8505.

DDC 354.7109/2.

Contains a current and historical review of the operational performance and financial activities of federal government business enterprises. Analytical text, tables and charts are also featured as well as a list of enterprises with these subsidiaries, universe change and debt forgiveness. Concepts, coverage, sources, methods, financial classification and terminology are also defined. This publication contains information on the performance of federal government enterprises.

	Per Issue
Canada:	\$25.00
United States:	US\$26.00
Other Countries:	US\$26.00

61-204

Provincial government enterprise finance. Annual. First issue 1958/61. Bilingual.

ISSN 0575-9463.

DDC 354.7109/2.

Contains the current review of the operations and financial activities of provincial government business enterprises of each province in Canada. Analytical text, tables and charts are also featured as well as a list of enterprises with their subsidiaries. Concepts, coverage, sources, methods, financial classification are also defined. This publication is the only document that contains inter-provincial comparability on the performance of provincial government enterprises engaged in commercial activities.

	Per Issue
Canada:	\$25.00
United States:	US\$26.50
Other Countries:	US\$26.50

COMMERCE, CONSTRUCTION, FINANCE AND PRICES

61-205

Private and public investment in Canada, intentions. Annual. First issue 1946. Bilingual.

ISSN 0823-065X.

DDC 338.4/367/0971.

This publication presents capital and repair expenditures on construction and on machinery and equipment for all sectors of the Canadian economy and by province for selected industry groups. The report also provides capital and repair expenditures for 15 of the largest metropolitan areas in the manufacturing sector and the split between private and public investment, business and social capital and current and constant dollars. The tabulations focus on capital spending intentions for the coming year, preliminary estimates of actual investment for the current year and the actual investment for the previous year. The investment data are gathered from about 28,000 establishments and establishment groups in Canadian businesses, institutions and governments.

Per Issue

Canada:	\$30.00
United States:	US\$36.00
Other Countries:	US\$42.00

61-206

Private and public investment in Canada, revised intentions. Annual. First issue 1954. Bilingual.

ISSN 0823-0668.

DDC 338.4/367/0971.

This publication presents capital and repair expenditures on construction and on machinery and equipment for all sectors of the Canadian economy and by province for selected industry groups. Capital and repair expenditures split between private and public investment, business and social capital and current and constant dollars are also shown. The tabulations cover preliminary estimates of actual investment for the previous year, the original intentions and revised intentions on capital spending for the current year. The investment data are gathered from about 28,000 establishments and establishment groups in Canadian businesses, institutions and governments.

Per Issue

Canada:	\$30.00
United States:	US\$36.00
Other Countries:	US\$42.00

61-207

Corporation financial statistics. Annual. First issue 1965. Bilingual.

ISSN 0575-8262.

DDC 338.7/4/0971.

The publication contains detailed annual financial data (balance sheet, income and expenses, profit and retained earnings) and 15 commonly used financial ratios for corporations classified by 182 industries. It includes

highlights of the current year and descriptions of sources of data and coverage, industrial classification, methodology and data definitions.

Per Issue

Canada:	\$55.00
United States:	US\$66.00
Other Countries:	US\$77.00

61-208

Corporation taxation statistics. Annual. First issue 1965. Bilingual.

ISSN 0576-0119.

DDC 336.24/3/0971.

With an extensive analysis and several charts, this publication provides annual data related to corporation income taxes including the income on which income tax is based, the province in which that income is earned and a reconciliation of book profit, taxable income and income taxes for 182 industries. It includes highlights of the current year and descriptions of the source of data and coverage, industrial classification, methodology and data definitions.

Per Issue

Canada:	\$66.00
United States:	US\$79.00
Other Countries:	US\$92.00

61-208P

Corporation taxation statistics, preliminary data for income taxes and provincial allocation of taxable income. Annual. First issue 1979. Last issue 1987. Bilingual. **Discontinued.**

ISSN 0833-2606.

Incorrect ISSN (0229-6101) printed in the publication.

DDC 336.24/3/0971.

This publication provides estimates based on partial data of federal and provincial corporation income taxes and taxable income by province, for major industry groups.

Per Issue

Canada:	\$12.00
United States:	US\$14.00
Other Countries:	US\$14.00

61-209

Credit unions. Annual. First issue 1966. Bilingual.

ISSN 0576-0100.

DDC 334.2/2/0971.

A comprehensive report on the operation and financial performance of credit unions and caisses populaires operating in Canada. Statistics, for Canada and the provinces for local and central credit unions, cover such topics as the number of members and employees, size and type of credit unions, balance sheets, operating statements, undistributed surplus statements, and

COMMERCE, CONSTRUCTION, FINANCE AND PRICES

reserve accounts.

	<i>Per Issue</i>
<i>Canada:</i>	\$50.00
<i>United States:</i>	US\$51.00
<i>Other Countries:</i>	US\$51.00

61-210

Annual report of the Minister of Supply and Services Canada under the Corporations and Labour Unions Returns Act. Part I, Corporations. Annual. First issue 1962. Bilingual.

ISSN 0823-4248.

Incorrect ISSN (0704-6650) printed in the publication.

DDC 338.7/4/0971.

With extensive analysis and numerous charts, this publication draws a national profile of foreign control in Canada. The report presents a year long examination of foreign control in Canada. Included are a series of charts, text tables and tables providing a time series on major financial characteristics by control, control of corporations classified by asset size and 33 major industry groups, and financial statistics of corporations with assets of 25 million or more, by 33 major industry groups, by control.

	<i>Per Issue</i>
<i>Canada:</i>	\$65.00
<i>United States:</i>	US\$78.00
<i>Other Countries:</i>	US\$91.00

61-214

Capital and repair expenditures, manufacturing sub-industries, intentions. Annual. First issue 1978. Bilingual.

ISSN 0833-0042.

DDC 338.4/367/0971.

This publication presents capital and repair expenditures for approximately 100 manufacturing sub-industries at the Canada level. Capital and repair expenditures split between construction and machinery and equipment are also shown. All tabulations present the spending intentions for the coming year, preliminary estimates of actual investment for the current year and the actual investment for the previous year. The data is based on a sample of approximately 9,000 individual establishments.

	<i>Per Issue</i>
<i>Canada:</i>	\$17.00
<i>United States:</i>	US\$20.00
<i>Other Countries:</i>	US\$24.00

61-216

Exploration, development and capital expenditures for mining and petroleum and natural gas wells, intentions. Annual. First issue 1981. Bilingual.

ISSN 0833-0034.

DDC 338.2/3/0971.

This publication presents data on expenditures for exploration and development and capital expenditures for metal and non-metal mines by province and by industry groups. The data is gathered from about 500 individual establishments. For the petroleum and natural gas industry, detailed exploration and development expenditures for both the conventional sector (by province) and for the non-conventional sector in Alberta are presented. The data is based on approximately 460 companies. The tabulations for the mining and petroleum and natural gas wells show the spending intentions for the coming year, preliminary estimates of actual investment for the current year and the actual investment for the previous year.

	<i>Per Issue</i>
<i>Canada:</i>	\$17.00
<i>United States:</i>	US\$20.00
<i>Other Countries:</i>	US\$24.00

61-231

Small business in Canada, a statistical profile. Annual. First issue 1982/1984. Bilingual.

ISSN 0820-9022.

DDC 338.6/42/0971.

This publication depicts small business in Canada by major industry group, i.e. Forestry, Mining, Manufacturing, Construction, Wholesale and Retail Trade, Real Estate Operators and Insurance Agencies and Business and Personal Services. The three tables show a breakdown of small businesses by number and province as well as industry. In addition, selected Income Statement and Balance Sheet data are shown, at the Canada level only, for small, medium and large in-scope businesses.

	<i>Per Issue</i>
<i>Canada:</i>	\$24.00
<i>United States:</i>	US\$25.00
<i>Other Countries:</i>	US\$25.00

61-517

Inter-corporate ownership. Biennial. First issue 1975. Bilingual.

ISSN 0575-8823.

DDC 338.8/0971.

This publication is an index of who owns and/or controls whom in Canada. Its corporate ownership section shows the portion of voting rights of a corporation owned or held by another corporate body or groups of related individuals. Its index includes all foreign-controlled corporations, as well as multiple references for corporations that appear on several pages.

COMMERCE, CONSTRUCTION, FINANCE AND PRICES

	<i>Per Issue</i>
Canada:	\$325.00
United States:	US\$390.00
Other Countries:	US\$390.00

61-522

Sales per selling area of independent retailers. First issue 1986. Last issue 1986. Bilingual. **Discontinued.**

ISSN 0835-4960.

DDC 381/.1/0971.

The report provides data on independent retailers including space utilization (in sales/square foot and sales/square metre), sales volume, physical size and location of store. Data for a full range of 38 different kinds of business (KOB) are provided at the Canada level. A narrower KOB range is provided at the provincial level of detail. Five store location types are shown: on-street, neighbourhood shopping centre, community shopping centre, regional shopping centre and indoor shopping mall. Four tables are depicted: tables A and B show how the intensity with which space is used varies with the level of sales; tables C and D show how the physical size of a business is associated with its level of sales. Table A, for instance, ranks using sales/square foot of selling area and provides breakdowns by level of sales/square foot for three store characteristics: store sales, physical size, and location type. The ranking order is shown by quartile i.e., the top 25%, the upper middle 25% (those in the 50-75% range), the lower middle 25% (those in the 25-50% range) and finally, the bottom 25%.

Note: This publication is out of print and is now a non-catalogued product.

Price: Out of Print

PRICES AND CONSUMER EXPENDITURE

62-001

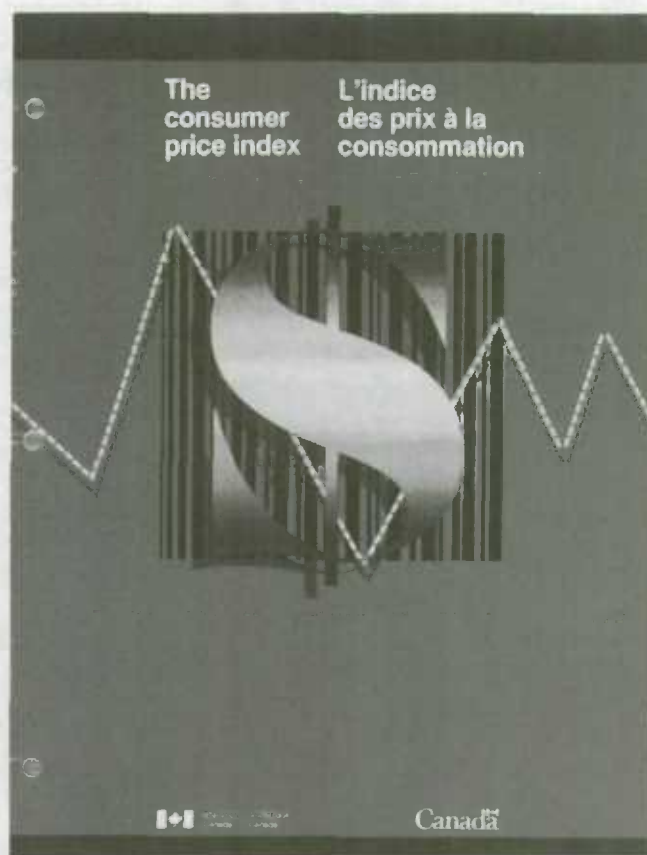
The consumer price index. Monthly. First issue, Jan. 1935. Bilingual.

ISSN 0703-9352.

DDC 338.5/28/0971.

Monthly release of the Consumer Price Index for Canada and for the 18 regional cities. Provides a descriptive capsule summary of retail price movements and the factors underlying them. Also contains the following tabular information: latest price index movements for the seven major components; price index changes on one and 12-month bases for an extensive number of components and groups; historical monthly information; seasonally adjusted monthly price movements; and price indexes reclassified according to categories of goods and services.

	<i>Per Issue</i>	<i>Per Year</i>
Canada:	\$9.30	\$93.00
United States:	US\$11.20	US\$112.00
Other Countries:	US\$13.00	US\$130.00



62-003

Farm product price index. Monthly. First issue, June 1946. Bilingual.

ISSN 0835-0906.

DDC 338.1/3/0971.

This publication presents indexes of prices received by farmers from the sale of agricultural products. A variety of monthly and annual indexes of crops, livestock and overall prices are included by province from 1981 to date. Indexes for the major commodity groups are also available, but only at the Canada level. The publication also includes data highlights, concepts and methods.

	<i>Per Issue</i>	<i>Per Year</i>
Canada:	\$7.10	\$71.00
United States:	US\$8.50	US\$85.00
Other Countries:	US\$9.90	US\$99.00

COMMERCE, CONSTRUCTION, FINANCE AND PRICES

62-004

Farm input price index. Quarterly. First issue, Aug. 1944. Bilingual.

ISSN 0383-4875.

DDC 338.1/3/0971.

The publication shows indexes of prices of commodities and services used in Canadian farming operations for eastern and western Canada and provides a national total. It contains up to five years of quarterly and annual statistics. It also includes technical notes and data analysis.

	<i>Per Issue</i>	<i>Per Year</i>
<i>Canada:</i>	\$12.25	\$49.00
<i>United States:</i>	US\$14.75	US\$59.00
<i>Other Countries:</i>	US\$17.25	US\$69.00

62-007

Construction price statistics. Quarterly. First issue, Nov. 1974. Bilingual.

ISSN 0833-238X.

DDC 338.4/369/00971.

The publication contains price indexes of inputs into construction, contractors' selling prices and special purpose aggregations of price indexes for construction and machinery and equipment relating to specified categories of capital expenditures. It also presents new housing price indexes for 20 cities; detailed residential and non-residential building materials input price indexes; and summaries of other construction statistics, as well as periodic articles relating to new or revised construction price statistics. It includes data analysis and technical notes.

	<i>Per Issue</i>	<i>Per Year</i>
<i>Canada:</i>	\$18.00	\$72.00
<i>United States:</i>	US\$21.50	US\$86.00
<i>Other Countries:</i>	US\$25.25	US\$101.00

62-010

Consumer prices and price indexes. Quarterly. First issue, Oct./ Dec. 1975. Bilingual.

ISSN 0380-691X.

DDC 338.5/28/0971.

The publication highlights the current and historical statistics on consumer prices and related price indexes. A comparative index contains retail price differentials for 11 major cities by selected groups of consumer goods and services. The edition for the last quarter of the calendar year includes a supplement examining price movements in retrospect for the last 12 months. It includes definitions and data analysis.

	<i>Per Issue</i>	<i>Per Year</i>
<i>Canada:</i>	\$18.00	\$72.00
<i>United States:</i>	US\$21.50	US\$86.00
<i>Other Countries:</i>	US\$25.25	US\$101.00

62-011


Industry price indexes. Monthly. First issue, Jan. 1971/Dec. 1975. Bilingual.

ISSN 0700-2033.

DDC 338.5/28/0971.

The publication provides monthly and annual indexes of industry selling prices for manufacturing industries, with commodity detail; purchase price indexes of selected industrial materials, and energy selling price indexes. Charts and graphs, explanation of methods used, and additional sources are included.

	<i>Per Issue</i>	<i>Per Year</i>
<i>Canada:</i>	\$18.20	\$182.00
<i>United States:</i>	US\$21.80	US\$218.00
<i>Other Countries:</i>	US\$25.50	US\$255.00



COMMERCE, CONSTRUCTION, FINANCE AND PRICES

62-201

Homeowner repair and renovation expenditure in Canada / Annual. First issue 1987. Bilingual.

ISSN 0840-8106.

DDC 643/.7/0971.

This publication offers a look at the homeowner household market for \$11.5 billion worth of home repairs and maintenance, additions, renovations and installations of equipment and fixtures. These expenditures, averaging \$1,996 per homeowner household in 1987, cover the separate purchase of materials, as well as contract and labour expenditures. Data covering the 10 provinces are presented by size of area of residence, type of dwelling, value of dwelling, age of household head, income, age of the dwelling and length of occupancy.

Per Issue

Canada:	\$26.00
United States:	US\$31.00
Other Countries:	US\$36.00

62-553

The consumer price index reference paper : updating based on 1986 expenditures / Statistics Canada, Prices Division. 136 p. 28 cm. 1989. Bilingual.

ISBN 0-660-54211-0.

DDC 338.5/28/0971.

This reference document, released in conjunction with the eleventh updating of the Consumer Price Index (CPI), describes all aspects of the CPI, including definition, scope, concepts, data collection, calculation and interpretation of the index. Also includes a number of appendices pertaining to the 1986 weighting diagram and classification system, and a comparison between the 1982 and 1986 weighted indexes.

Per Issue

Canada:	\$44.00
United States:	US\$46.00
Other Countries:	US\$46.00

62-554

Family food expenditure in Canada. Biennial. First issue 1982. Bilingual.

ISSN 0838-3898.

DDC 339.4/863/0971.

This publication offers a comprehensive look at food expenditure detail of families and unattached individuals living in both urban and rural areas of Canada classified by a variety of demographic and economic groups. Also covered are special topics such as the seasonality of food purchases and expenditures by store and restaurant type.

Per Issue

Canada:	\$28.00
United States:	US\$29.00
Other Countries:	US\$29.00

62-555

Family expenditure in Canada. Irregular. First issue 1982. Bilingual.

ISSN 0838-3715.

DDC 339.4/7/0971.

This publication offers a comprehensive look at the budgets of families and unattached individuals belonging to a variety of demographic and economic groups. Also covered are a number of special topics such as expenditures of the elderly, mortgage interest and principal, child care and clothing of individuals.

Per Issue

Canada:	\$38.00
United States:	US\$46.00
Other Countries:	US\$46.00

62-556

Industrial product price indexes, 1981=100 : concepts and methods / Statistics Canada, Prices Division, Industrial Prices Section. 216 p. 28 cm. 1986. Bilingual.

ISBN 0-660-52876-2.

DDC 338.5/28/0971.

This reference document was released in conjunction with the third updating of price indexes for the outputs of Canadian manufacturers and describes the concepts and methods used in the index calculation: formula, source and patterns of weights and sampling procedures are discussed. The measures of data quality provided are described. A detailed description of the commodity classification is given together with an outline of the aggregation systems used both for commodities and industries.

Per Issue

Canada:	\$25.00
United States:	US\$26.50
Other Countries:	US\$26.50

62-557E

Your guide to the Consumer Price Index. 15 p. 18 x 26 cm. 1986. E. and F.

ISBN 0-660-12789-X.

DDC 338.5/28/0971.

This publication is prepared for the general public interested in obtaining a brief, non-technical introduction to the Consumer Price Index (CPI). It poses and answers some of the more frequently asked questions relating to the construction, interpretation and use of this index.

Price: Out of Print

COMMERCE, CONSTRUCTION, FINANCE AND PRICES

62-602

Price level measurement : proceedings from a conference sponsored by Statistics Canada / editors, W.E. Diewert, C. Montmarquette. 1,179 p. 27 cm. 1983. Bilingual.

ISBN 0-660-52186-5.

DDC 338.5/28.

A collection of 21 selected papers authored by Canadian and international experts in the field of price indexes which were presented at a conference sponsored by Statistics Canada in the fall of 1982. The papers span such topics as the theoretical foundations of the Consumer Price Index, specific price measurement issues, output indexes and price behaviour and business cycles. The majority of the papers are presented in English accompanied by a summary in French.

Price: Back Issue

62-603E

Canada's Consumer Price Index / Business, Provincial and Municipal Relations Division in consultation with Prices Division. 18 p. 30 cm. 1984. E. and F.

ISBN 0-660-11481-X.

DDC 338.5/28/0971.

Designed for the high school teacher, the kit contains a text, two full-colour posters and 10 colour transparencies of charts and tables. Each section of the text includes student worksheets with questions and answers. Also included is a class project involving the calculation of a Student Price Index.

Price: Back Issue

62-606E

The Consumer Price Index for Canada : a comparison of the 1978 and the 1982 primary classification systems / Consumer Prices Section. 33 leaves. 28 cm. 1985. E. and F.

ISBN 0-660-12795-4.

DDC 338.5/28/0971.

The objective is to assist the user of Consumer Price Index information to compare the structure of the 1978 classification system with that of its successor, the 1982 classification system.

Price: Back Issue

MERCHANDISING AND SERVICES

63-002

Department store sales and stocks. Monthly. First issue, Feb. 1938. Bilingual.

ISSN 0380-7045.

DDC 381/.1/0971.

The publication presents monthly sales, stocks and number of outlets for department stores. The data are shown for Canada and by province and selected metropolitan areas. Estimates of sales and stocks at selling value are also produced by department store for Canada. In addition, supplementary tables provide data, seasonally adjusted and in constant dollars. Data analysis, definitions, methodology, data reliability and a bibliography are also included.

	<i>Per Issue</i>	<i>Per Year</i>
<i>Canada:</i>	\$14.40	\$144.00
<i>United States:</i>	US\$17.30	US\$173.00
<i>Other Countries:</i>	US\$20.20	US\$202.00

63-004

Department store monthly sales, by province and metropolitan area. Monthly. First issue, Jan. 1950. Bilingual.

ISSN 0709-8650.

DDC 381/.1/0971.

The publication presents data on department store sales and percentage changes of department store sales for Canada, by province and selected metropolitan areas.

	<i>Per Issue</i>	<i>Per Year</i>
<i>Canada:</i>	\$2.70	\$27.00
<i>United States:</i>	US\$3.20	US\$32.00
<i>Other Countries:</i>	US\$3.80	US\$38.00

63-005

Retail trade. Monthly. First issue, Jan. 1929/1930. Bilingual.

ISSN 0380-6146.

DDC 381/.1/0971.

The publication presents monthly data on retail sales for chain and independent stores by kind of business. Revised estimates for the previous months are also provided and in every March issue final estimates for the previous year are given. The data are shown for Canada, by province and by selected metropolitan areas. In addition, supplementary tables provide data, seasonally adjusted and in constant dollars. Data analysis, definitions, methodology, data reliability and a bibliography are also included.

	<i>Per Issue</i>	<i>Per Year</i>
<i>Canada:</i>	\$14.40	\$144.00
<i>United States:</i>	US\$17.30	US\$173.00
<i>Other Countries:</i>	US\$20.20	US\$202.00

63-007

New motor vehicle sales. Monthly. First issue, Jan. 1932/Feb. 1933. Bilingual.

ISSN 0705-5595.

DDC 381/.456292/0971.

The publication presents monthly and cumulative sales

COMMERCE, CONSTRUCTION, FINANCE AND PRICES

levels of new motor vehicles: number and value of new passenger cars, trucks and buses by country of origin (North America, Japan and other countries). The data are shown for Canada and the provinces. In addition, supplementary tables provide data seasonally adjusted. Data analysis, methodology, definitions, a bibliography and lists of North American motor vehicle manufacturers, and importers and distributors of overseas manufactured motor vehicles are included.

	<i>Per Issue</i>	<i>Per Year</i>
<i>Canada:</i>	\$14.40	\$144.00
<i>United States:</i>	US\$17.30	US\$173.00
<i>Other Countries:</i>	US\$20.20	US\$202.00

63-008

Wholesale trade. Monthly. First issue, Nov. 1935. Bilingual.

ISSN 0380-7894.

DDC 381/.2/0971.

Each month, this publication provides estimates of percentage changes for sales and inventories and stocks/sales ratios for wholesale merchants (excluding agents and brokers and wholesalers of grain and petroleum products). Data are presented separately for nine major trade groups of wholesalers for Canada and in aggregate for five regions. The publication contains month-to-month, year-to-year and cumulative trends, a retrospect for the last six months and data analysis.

	<i>Per Issue</i>	<i>Per Year</i>
<i>Canada:</i>	\$14.40	\$144.00
<i>United States:</i>	US\$17.30	US\$173.00
<i>Other Countries:</i>	US\$20.20	US\$202.00

63-011

Restaurant, caterer and tavern statistics. Monthly. First issue, June 1967. Bilingual.

ISSN 0226-2320.

DDC 338.4/76479571.

This publication presents the monthly estimates of total receipts of restaurants, caterers and taverns both at the Canada and provincial levels. The estimates for restaurants are broken down into three categories - licensed, unlicensed and take-outs. Highlights of the month's estimates are commented upon along with an analysis of the market share of chain groups versus the independent operators. These highlights are accompanied by tables and graphs showing the year-over-year change for the reference month both in dollar and percentage terms. Revised estimates for the previous month along with the accumulated year to date estimates are also outlined.

	<i>Per Issue</i>	<i>Per Year</i>
<i>Canada:</i>	\$6.10	\$61.00
<i>United States:</i>	US\$7.30	US\$73.00
<i>Other Countries:</i>	US\$8.50	US\$85.00

63-014

Merchandising inventories. Monthly. First issue, May 1972. Bilingual.

ISSN 0380-7177.

DDC 381/.0971.

This publication presents data on the merchandising trade. It consolidates inventories and stocks/sales ratios of wholesale merchants, chain stores, department stores and independent retail dealers. Inventories represent stocks of merchandise on hand at the end of the month or quarter. The report also contains retail trade, composition of kind of business groups and a bibliography.

	<i>Per Issue</i>	<i>Per Year</i>
<i>Canada:</i>	\$14.40	\$144.00
<i>United States:</i>	US\$17.30	US\$173.00
<i>Other Countries:</i>	US\$20.20	US\$202.00

63-015

Service industry bulletin. Bimonthly. First issue 1987. Bilingual.

ISSN 0847-0901.

DDC 338.7/61/0971.

This report, issued six times a year, presents the results of special service industry studies, provides advance information on service industry revenue trends, and otherwise serves as a vehicle to promote service industry data and analysis.

	<i>Per Issue</i>	<i>Per Year</i>
<i>Canada:</i>	\$7.20	\$43.00
<i>United States:</i>	US\$8.65	US\$52.00
<i>Other Countries:</i>	US\$10.00	US\$60.00

63-202

The control and sale of alcoholic beverages in Canada. Annual. First issue 1928. Bilingual.


ISSN 0705-4319.

DDC 338.4/76631/0971.

Analyzes the sales of alcoholic beverages in Canada. The report also sets out in detail government revenue derived from the control and sale of alcoholic beverages. Analytical text, tables and charts are featured as well as information on imports and exports of spirits, wines and beer. Historical data are included. The catalogue is an excellent source of information on the inter-provincial comparability of consumption and sales pattern of alcoholic beverages. **Note:** This publication has now been suspended. For further information on current data still available, please contact Tom Capland at (613) 951-0885 or Patti Phillips at (613) 951-0767.

COMMERCE, CONSTRUCTION, FINANCE AND PRICES

	<i>Per Issue</i>
Canada:	\$18.00
United States:	US\$22.00
Other Countries:	US\$22.00



63-204

Traveller accommodation statistics. Annual. First issue 1949. Bilingual.
ISSN 0380-5956.
DDC 338.4/76479471.

Statistics on hotels, motels, tourist camping grounds and other types of traveller accommodation (e.g., receipts, employment, expenses, occupancy). Includes definitions, methodology, data quality.

	<i>Per Issue</i>
Canada:	\$22.00
United States:	US\$26.00
Other Countries:	US\$31.00

63-206

Motion picture production. Annual. First issue 1952. Bilingual.
ISSN 0527-5768.
DDC 338.4/738483/0971.

Presents data on motion picture industry: production, employees, salaries, gross revenue, and an analysis of types of film produced. Includes data analysis, methodology, and data quality.

	<i>Per Issue</i>
Canada:	\$20.00
United States:	US\$21.00
Other Countries:	US\$21.00

63-207

Motion picture theatres and film distributors. Annual. First issue 1930. Bilingual.
ISSN 0380-6294.
DDC 338.4/738483/0971.

Presents principal statistics on motion picture theatres, regular and drive-in, film distributors and videotape production, Canadian and foreign: establishments, employment, revenue and expenses, theatre capacity, amusement taxes, etc. Includes methodology, data quality, definitions and data analysis.

	<i>Per Issue</i>
Canada:	\$20.00
United States:	US\$21.00
Other Countries:	US\$21.00

63-210

Retail chain and department stores. Annual. First issue 1933. Bilingual.
ISSN 0227-017X.
DDC 381/.12/0971.

This publication presents retail sales of chain and department store organizations by kind of business, by province, by selected localities, by number of stores operated and by annual sales volume; statistics on stocks on hand at year end, cost of goods sold and gross margins; and distributions covering sales volume, physical size, sales per square foot (metre), department store commodities and "major" and "junior" type department stores. It includes definitions, methodology, data quality, lists of chain store and department store organizations in Canada, a survey questionnaire and a bibliography.

	<i>Per Issue</i>
Canada:	\$34.00
United States:	US\$41.00
Other Countries:	US\$48.00

COMMERCE, CONSTRUCTION, FINANCE AND PRICES

63-213

Vending machine operators. Annual. First issue 1959. Bilingual.

ISSN 0527-6411.

DDC 338.4/762982/0971.

This publication presents data on sales of merchandise by vending machine operators through automatic vending machines, type of machine and by location for Canada and the provinces. Also included are definitions, methodology, data quality, a survey questionnaire and a bibliography.

Per Issue

Canada:	\$22.00
United States:	US\$26.00
Other Countries:	US\$31.00

63-218

Direct selling in Canada. Annual. First issue 1966/1967. Bilingual.

ISSN 0590-5702.

DDC 381/.1/0971.

This publication presents non-store retail sales for Canada, giving data on commodities sold and breakdowns by method of distribution - such as personal selling, mail or any other method. Also included are definitions, methodology, data quality, a survey questionnaire and a bibliography.

Per Issue

Canada:	\$22.00
United States:	US\$26.00
Other Countries:	US\$31.00

63-219

Campus book stores. Annual. First issue 1966/67/1968/69. Bilingual.

ISSN 0380-6286.

DDC 381/.450705/0971.

This publication provides data on campus book stores in Canada. Retail sales including textbooks, other non-curricular books, stationery and supplies with number of employees and payroll data are provided at the national, provincial and certain regional levels by academic year. Also included are definitions, methodology, data quality, a list of campus book stores, a survey questionnaire and a bibliography.

Per Issue

Canada:	\$22.00
United States:	US\$26.00
Other Countries:	US\$31.00

63-222

Computer service industry. Annual. First issue 1972. Bilingual.

ISSN 0318-4064.

DDC 338.4/700164/0971.

Principal statistics for businesses providing computer services as a major activity. Data are presented by size group and province and include class of customer, operating expenses and revenue distribution by type of service. The publication includes data analysis and discussion of survey objectives, questionnaire content, methodology and data quality, as well as a five-year historical review of key statistics.

Per Issue

Canada:	\$26.00
United States:	US\$31.00
Other Countries:	US\$36.00

63-223

Annual retail trade. Annual. First issue 1986. Bilingual.

ISSN 0843-557X.

DDC 381/.1/0971.

This publication provides a comprehensive picture of retailing in Canada for two current years. Selected financial ratios (purchases, inventories, gross margins, etc.) at the national level, as well as retail sales and number of locations at the national and provincial levels are shown. Also provided are definitions, methodology, data reliability and the Standard Industrial Classification for 1980.

Per Issue

Canada:	\$22.00
United States:	US\$26.00
Other Countries:	US\$31.00

63-224

Market research handbook. Annual. First issue 1975. Bilingual.

ISSN 0590-9325.


DDC 658.8/3971.

The handbook is designed to be a comprehensive source of socio-economic statistics for all those who study the Canadian consumer market - market researchers, strategists, product planners and sales leaders. The broad range of data are equally relevant to consumer and business-to-business marketing; they present profiles of key industries including the small business sector, as well as consumers in all provinces and 45 major cities. International trade data and projections - of population, households, families and selected economic indicators, etc. - provide information for businesses seeking to expand or develop new product lines. The 1990 edition has been extensively updated to include relevant data from the 1986 census, more information about small businesses and about

COMMERCE, CONSTRUCTION, FINANCE AND PRICES

Canada-U.S. trade in goods and services.

	<i>Per Issue</i>
Canada:	\$94.00
United States:	US\$113.00
Other Countries:	US\$132.00



63-226

Wholesale trade statistics, wholesale merchants, agents and brokers. Annual. First issue 1981. Bilingual. ISSN 0823-1214. DDC 381/2/0971.

This annual publication provides a complete statistical overview of the wholesale trade sector for the most recent survey year and a revised version for the previous year. It includes main statistics such as volume of trade, net sales and receipts, purchases, inventories, salaries and wages for establishments of wholesale merchants and agents and brokers. The data are disaggregated by kind of business category, as described in the Standard Industrial Classification and by province. The publication also includes terms and definitions, some comments pertaining to data quality, a kind-of-business list, survey questionnaires and a bibliography.

Per Issue

Canada:	\$34.00
United States:	US\$41.00
Other Countries:	US\$48.00

63-232

Business services. Annual. First issue 1984/86. Bilingual.


ISSN 0838-2182.

DDC 338.7/61/0971.

This publication provides three years of financial, marketing, and employment information for 34 industries rendering services to other businesses such as advertising, engineering, computer, customs brokerage, auto, truck and equipment rental and leasing, and janitorial services. The report covers Business Services (major group 77 of the 1980 Standard Industrial Classification), and Other Service Industries (major group 99). Data are presented for Canada and the provinces.

Per Issue

Canada:	\$30.00
United States:	US\$36.00
Other Countries:	US\$42.00



COMMERCE, CONSTRUCTION, FINANCE AND PRICES

63-233

Leisure and personal services. Annual. First issue 1984/1986. Bilingual.

ISSN 0838-2174.

DDC 338.7/61/0971.

A companion to *Business Services* (Cat. no. 63-232), this publication provides three years of financial, marketing and employment information on 27 industries. The report covers Amusement and Recreation (major group 96 of the 1980 Standard Industrial Classification), and Personal and Household Services (major group 97). Data are presented for Canada and the provinces.

Per Issue

Canada: \$30.00

United States: US\$36.00

Other Countries: US\$42.00

63-532

Funeral directors. Quadrennial. First issue 1976. Bilingual.

ISSN 0575-8629.

DDC 338.4/736375/0971.

Presents data on funeral services: receipts by source and type of service, average funeral cost, inventory, purchases and expenditures. Includes methodology, data quality, definitions and analysis.

Per Issue

Canada: \$20.00

United States: US\$21.00

Other Countries: US\$21.00

63-537

Architectural, engineering and scientific services, 1986. 58 p. 28 cm. 1989. Bilingual.

ISBN 0-660-54209-9.

DDC 338.4/762/000971.

Presents the principal statistics for offices of architects, consulting engineers and businesses providing scientific and technical services. Data are presented separately for each industry by size group and province, and include employment, operating expenses and revenue distribution by specialization. Text includes data analysis, as well as discussion of survey objectives, methodology and data quality.

Per Issue

Canada: \$33.00

United States: US\$35.00

Other Countries: US\$35.00

63-603

Operating results, men's retail clothing stores. Irregular. First issue 1974. Bilingual.

ISSN 0829-7401.

DDC 381/45687/088041.

Presents data on men's retail clothing stores: operating results, providing ratios of gross profit, detailed expense items and net profit as a percentage of net sales for incorporated and for unincorporated firms. These ratios are stratified by sales size and by province or region wherever possible. In order to enhance the usefulness of the data, both the "mean" and the "median" are shown for each financial ratio. Includes bibliography.

Per Issue

Canada: \$15.00

United States: US\$16.00

Other Countries: US\$16.00

63-607

Operating results, retail drug stores. Irregular. First issue 1978. Bilingual.

ISSN 0829-741X.

DDC 381/456154/0971.

Presents data on retail drug stores: operating results, providing ratios of gross profit, detailed expense items and net profit as a percentage of net sales for incorporated and for unincorporated firms. These ratios are stratified by sales size and by province or region wherever possible. In order to enhance the usefulness of the data, both the "mean" and the "median" are shown for each financial ratio. Includes data analysis, methodology and bibliography.

Per Issue

Canada: \$15.00

United States: US\$16.00

Other Countries: US\$16.00

63-608

Operating results, retail florists. Biennial. First issue 1979. Bilingual.

ISSN 0833-2274.

DDC 381/456359/0971.

Presents data on retail florists: operating results, providing ratios of gross profit, detailed expense items and net profit as a percentage of net sales for incorporated and unincorporated firms. These ratios are stratified by sales size and by province or region wherever possible. In order to enhance the usefulness of the data, both the "mean" and the "median" are shown for each financial ratio. Includes data analysis, methodology and bibliography.

Per Issue

Canada: \$15.00

United States: US\$16.00

Other Countries: US\$16.00

COMMERCE, CONSTRUCTION, FINANCE AND PRICES

63-609

Operating results, retail jewellery stores. Annual.

First issue 1978. Bilingual.


ISSN 0833-2282.

DDC 381/.4573927/0971.

Presents data on independent retail jewellery stores: operating results, providing ratios of gross profit, detailed expense items and net profit as a percentage of net sales for incorporated and unincorporated firms. These ratios are stratified by sales size and by province or region wherever possible. In order to enhance the usefulness of the data, both the "mean" and the "median" are shown for each financial ratio. Includes data analysis, methodology and bibliography.

	<i>Per Issue</i>
<i>Canada:</i>	\$15.00
<i>United States:</i>	US\$16.00
<i>Other Countries:</i>	US\$16.00

CONSTRUCTION AND HOUSING



64-001

Building permits. Monthly. First issue, Dec. 1922. Bilingual.

ISSN 0318-8809.

DDC 338.4/769/00971.

Statistics of building permits issued by municipalities: number of new dwelling units by type; value of residential, commercial, governmental and institutional building construction for individual municipalities, metropolitan areas, census divisions and provinces. Greater detail by type and value of structures for provinces. Includes data analysis and definitions.

	<i>Per Issue</i>	<i>Per Year</i>
<i>Canada:</i>	\$22.10	\$221.00
<i>United States:</i>	US\$26.50	US\$265.00
<i>Other Countries:</i>	US\$30.90	US\$309.00

64-002

Housing starts and completions. Monthly. First issue, Apr. 1946. Last issue, Dec. 1989. Bilingual. Discontinued.

ISSN 0319-8278.

DDC 338.4/76908/0971.

Construction of permanent dwellings in Canada, showing starts, completions and units under construction; monthly figures for provinces and urban centres of 10,000 or greater population; quarterly data for all areas. Includes definitions and data highlights.

	<i>Per Issue</i>
<i>Canada:</i>	\$13.70
<i>United States:</i>	US\$16.40
<i>Other Countries:</i>	US\$16.40

64-201

Construction in Canada. Annual. First issue 1951/1953. Bilingual.

ISSN 0527-4974.

DDC 338.4/769/00971.

This publication contains data on the total value of construction put in place. The analysis includes data for construction in both current and constant dollars for new and repair construction and the type of structure by sector and by province. Seventy different types of structures are covered. The publication also devotes a section on labour content and cost of materials. The tabulations focus on capital spending intentions for the coming year, preliminary estimates of actual investment for the current year and the actual investment for the previous year.

	<i>Per Issue</i>
<i>Canada:</i>	\$39.00
<i>United States:</i>	US\$47.00
<i>Other Countries:</i>	US\$55.00

COMMERCE, CONSTRUCTION, FINANCE AND PRICES

64-202

Household facilities and equipment. Annual. First issue, Sept. 1953. Bilingual.

ISSN 0318-5273.

DDC 363.5/0971.

Sample surveys of household facilities are taken in the spring of each year. This publication presents estimates of: heating, water, cooking and bathroom facilities; appliances like refrigerators, microwave ovens, washing machines and clothes dryers in Canadian homes. It also includes items such as telephones, radios, television sets, automobiles, etc. Recreation equipment, supplementary heating equipment and fuel, and questions on dwelling condition are included on a rotational basis, as are other household items. The report also includes data analysis, definitions, data quality and survey questionnaires.

Per Issue

Canada: \$28.00

United States: US\$34.00

Other Countries: US\$39.00

64-203

Building permits, annual summary. Annual. First issue 1966. Bilingual.

ISSN 0575-7975.

DDC 338.4/769/00971.

Annual summaries of data on the number and value of building permits issued in more than 1,600 Canadian municipalities. Data presented in similar form to those available in monthly publication 64-001. Includes data analysis and definitions.

Per Issue

Canada: \$56.00

United States: US\$67.00

Other Countries: US\$78.00

64-204

Mechanical trade contractors. Annual. First issue 1967. Bilingual.

ISSN 0835-1031.

DDC 338.4/76928/0971.

This publication contains information on the aggregate activity of mechanical trade contractors (i.e. plumbing, heating and cooling, sheet metal, etc.). It is one of seven publications resulting from the annual construction census that provide statistics on the construction industry. Input and output dollar volumes as well as labour hours and person years are listed by region and trade. Selected balance sheet information and financial ratios are also presented. The text covers an introduction, a review of the data that includes analytical tables and charts, definitions and a methodology description.

Per Issue

Canada: \$22.00

United States: US\$26.00

Other Countries: US\$31.00

64-205

Electrical trade contractors. Annual. First issue 1969. Bilingual.

ISSN 0835-104X.

DDC 338.4/762131/0971.

This publication contains information on the aggregate activity of electrical trade contractors. It is one of seven publications resulting from the annual construction census that provide statistics on the construction industry. Input and output dollar volumes as well as labour hours and person years are listed by province and size group. Selected balance sheet information and financial ratios are also presented. The text covers an introduction, a review of the data that includes analytical tables and charts, definitions and a methodology description.

Per Issue

Canada: \$22.00

United States: US\$26.00

Other Countries: US\$31.00

64-206

Highway, road, street and bridge contractors. Annual. First issue 1970. Bilingual.

ISSN 0835-1058.

DDC 338.4/7624/0971.

This publication contains information on the aggregate activity of general contractors primarily engaged in highway, road, street and bridge construction. It is one of seven publications resulting from the annual construction census that provide statistics on the construction industry. Input and output dollar volumes, as well as labour hours and person years are listed by province and size group. Selected balance sheet information and financial ratios are also presented. The text covers an introduction, a review of the data that includes analytical tables and charts, definitions and a methodology description.

Per Issue

Canada: \$22.00

United States: US\$26.00

Other Countries: US\$31.00

64-207

Non-residential general contractors and developers. Annual. First issue 1971. Bilingual.

ISSN 0835-1066.

DDC 338.4/769/00971.

This publication contains information on the aggregate

COMMERCE, CONSTRUCTION, FINANCE AND PRICES

activity of general contractors primarily engaged in non-residential building construction. It is one of seven publications resulting from the annual construction census that provide statistics on the construction industry. Input and output dollar volumes, as well as labour hours and person years are listed by province and size group. Selected balance sheet information and financial ratios are also presented. The text covers an introduction, a review of the data that includes analytical tables and charts, definitions and a methodology description.

	<i>Per Issue</i>
<i>Canada:</i>	\$22.00
<i>United States:</i>	US\$26.00
<i>Other Countries:</i>	US\$31.00

64-208

Residential general contractors and developers. Annual. First issue 1973. Bilingual.

ISSN 0835-1074.

DDC 338.4/76908/0971.

This publication contains information on the aggregate activity of general contractors primarily engaged in residential building construction. It is one of seven publications resulting from the annual construction census that provide statistics on the construction industry. Input and output dollar volumes, as well as labour hours and person-years are listed by province and size group. Selected balance sheet information and financial ratios are also presented. The text covers an introduction, a review of the data that includes analytical tables and charts, definitions and a methodology description.

	<i>Per Issue</i>
<i>Canada:</i>	\$22.00
<i>United States:</i>	US\$26.00
<i>Other Countries:</i>	US\$31.00

64-209

Heavy engineering contractors. Annual. First issue 1975. Bilingual.

ISSN 0835-1082.

DDC 338.4/7624/0971.

This publication contains information on the aggregate activity of general contractors primarily engaged in construction of heavy engineering type projects such as electric power, waterworks and sewage, gas and oil, marine and other facilities. It is one of seven publications resulting from the annual construction census that provide statistics on the construction industry. Input and output dollar volumes, as well as labour hours and person years are listed by province, size group and major type of construction. Selected balance sheet information and financial ratios are also presented. The text covers an introduction, a review of the data that includes analytical tables and charts, definitions and a

methodology description.

	<i>Per Issue</i>
<i>Canada:</i>	\$22.00
<i>United States:</i>	US\$26.00
<i>Other Countries:</i>	US\$31.00

64-210

Special trade contractors. Annual. First issue 1975. Bilingual.

ISSN 0835-1090.

DDC 338.4/7624/0971.

This publication contains information on the aggregate activity of special trade contractors (i.e. sub-contractors). It is one of seven publications resulting from the annual construction census that provide statistics on the construction industry. Input and output dollar volumes as well as labour hours and person years are listed by region and trade. Selected balance sheet information and financial ratios are also presented. The text covers an introduction, a review of the data that includes analytical tables and charts, definitions and a methodology description.

	<i>Per Issue</i>
<i>Canada:</i>	\$27.00
<i>United States:</i>	US\$32.00
<i>Other Countries:</i>	US\$38.00

64-601

Household facilities and equipment, 1977-1981 (revised estimates) / Statistics Canada. Consumer Income and Expenditure Division. 46 p. 28 cm. 1982. Bilingual.

ISBN 0-660-51980-1.

DDC 338.4/769/00971.

Survey estimates are revised when the latest Census of Canada data become available. The latest set of revisions, based on the 1981 Census affected the data collected in the years 1977-1981. All tables which appeared in publication 64-202 for these years have been revised and are presented in this report.

Price: Back Issue

INTERNATIONAL TRADE

65-001

Summary of Canadian international trade (H.S. based). Monthly. First issue, Jan. 1947. Bilingual.

ISSN 0828-1556.

DDC 382/0971.

Included in this publication are highlights, definitions and occasional articles on Canadian trade as well as a series of summary charts and tables showing monthly, quarterly, and annual data on both a customs and

COMMERCE, CONSTRUCTION, FINANCE AND PRICES

balance of payments basis. Data are presented by principal trading area, country, commodity category and province. Price/volume indexes and constant dollar information are also included.

	<i>Per Issue</i>	<i>Per Year</i>
<i>Canada:</i>	\$18.20	\$182.00
<i>United States:</i>	US\$21.80	US\$218.00
<i>Other Countries:</i>	US\$25.50	US\$255.00

dealing with recent developments in methodology and in Canada's merchandise trade. The data are released at 8:30 a.m. (E.S.T.).

	<i>Per Issue</i>	<i>Per Year</i>
<i>Canada:</i>	\$10.00	\$100.00
<i>United States:</i>	US\$12.00	US\$120.00
<i>Other Countries:</i>	US\$14.00	US\$140.00

65-001P

Facsimile Service (10-002)

In response to client demand for more timely reception of data from the Preliminary Statement of Canadian International Trade (Catalogue 65-001P), the International Trade Division has initiated a facsimile service to provide tables from the publication on the morning of release 7:00 a.m. (E.S.T.). This service is effective with the January 1990 data month and is presented as a part of a subscription package discount offer consisting of the printed publication, forwarded by mail, plus the tables faxed directly to the subscriber.

	<i>Per Year</i>
<i>Canada:</i>	\$250.00
<i>United States:</i>	US\$350.00
<i>Other Countries:</i>	US\$350.00

65-003

Exports by country (H.S. based). Quarterly. First issue, Mar. 1944. Bilingual.

ISSN 0848-2896.

Incorrect ISSN (0703-0533) printed in the publication.

DDC 382/.6/0971.

Each quarter, this publication presents Canada's export trade data (values only) by country and commodity according to the Harmonized System (H.S.) at the two-digit level showing the latest quarter together with the cumulative year-to-date totals (distributed by province of origin).

	<i>Per Issue</i>	<i>Per Year</i>
<i>Canada:</i>	\$82.75	\$331.00
<i>United States:</i>	US\$99.25	US\$397.00
<i>Other Countries:</i>	US\$115.75	US\$463.00

65-004

Exports by commodity (H.S. based). Monthly. First issue, Jan. 1944. Bilingual.

ISSN 0848-2918.

Incorrect ISSN (0318-238X) printed in the publication.

DDC 382/.6/0971.

This publication provides detailed export trade data (quantity and value) for the current month and year-to-date by commodity and country according to the Harmonized System (H.S.) at the six-digit level and summarized data by country, section (H.S.) and province of origin.



65-001P

Preliminary statement of Canadian international trade (H.S. based). Monthly. First issue, Mar. 1985. Bilingual.

ISSN 0828-1998.

DDC 382/.0971.

This monthly information bulletin releases preliminary merchandise trade data in advance of regular international trade publications. This release presents a textual analysis of Canadian trade on a balance of payments basis and is supplemented by a series of summary tables, charts and graphics, as well as articles

COMMERCE, CONSTRUCTION, FINANCE AND PRICES

	<i>Per Issue</i>	<i>Per Year</i>
<i>Canada:</i>	\$55.10	\$551.00
<i>United States:</i>	US\$66.10	US\$661.00
<i>Other Countries:</i>	US\$77.10	US\$771.00

65-006

Imports by country (H.S. based). Quarterly. First issue, Mar. 1944. Bilingual.

ISSN 0844-837X.

DDC 382/.5/0971.

Each quarter, this publication presents import trade data (values only) by country and commodity according to the Harmonized System (H.S.) at the two-digit level showing the latest quarter together with the cumulative year-to-date totals (distributed by province of clearance).

	<i>Per Issue</i>	<i>Per Year</i>
<i>Canada:</i>	\$82.75	\$331.00
<i>United States:</i>	US\$99.25	US\$397.00
<i>Other Countries:</i>	US\$115.75	US\$463.00

65-007

Imports by commodity (H.S. based). Monthly. First issue, Jan. 1944. Bilingual.

ISSN 0848-290X.

Incorrect ISSN (0318-2398) printed in the publication.

DDC 382/.5/0971.

This publication presents detailed import trade data (quantity and value) for the current month and year-to-date by commodity and country according to the Harmonized System (H.S.) at the six-digit level and summarized data by country, section (H.S.) and province of clearance.

	<i>Per Issue</i>	<i>Per Year</i>
<i>Canada:</i>	\$55.10	\$551.00
<i>United States:</i>	US\$66.10	US\$661.00
<i>Other Countries:</i>	US\$77.10	US\$771.00

65-202

Exports, merchandise trade (H.S. based). Annual. First issue 1939. Bilingual.

ISSN 0844-8361.

Incorrect ISSN (0317-5375) printed in the publication.

DDC 382/.6/0971.

This publication provides detailed annual export data for the current year (quantity and value) by commodity and country according to the Harmonized System (H.S.) at the six-digit level. Also included are summarized data by country and principal trading areas for up to ten years; province of origin by country of destination (including American states); the mode of transport for the current year; and summary export categories by country for five years.

	<i>Per Issue</i>
<i>Canada:</i>	\$166.00
<i>United States:</i>	US\$199.00
<i>Other Countries:</i>	US\$232.00

65-203

Imports, merchandise trade (H.S. based). Annual. First issue 1939. Bilingual.

ISSN 0844-8353.

Incorrect ISSN (0317-5375) printed in the publication.

DDC 382/.5/0971.

This publication provides detailed annual import data for the current year, showing values only by commodity and country according to the Harmonized System (H.S.) at the six-digit level. Also included are summarized data by country of origin, country of consignment and principal trading areas for up to ten years; province of clearance by country (including American states); the mode of transport for the current year; and summary import categories by country of origin for five years.

	<i>Per Issue</i>
<i>Canada:</i>	\$166.00
<i>United States:</i>	US\$199.00
<i>Other Countries:</i>	US\$232.00

65-503

Canadian international trading patterns / Statistics Canada, International Trade Division. 75 p. 28 cm. 1985. Bilingual.

ISBN 0-660-52869-X.

DDC 382/.0971.

This chartbook reviews Canada's trading relations with its principal partners between 1970 and 1984. Charts illustrate the highlights of this period, such as the declining importance of trade with Europe and the recent shift from trade deficits to surplus in the motor vehicle sector. It also includes a calendar of events that have had a major impact on Canada's trade with other countries.

	<i>Per Issue</i>
<i>Canada:</i>	\$25.00
<i>United States:</i>	US\$26.00
<i>Other Countries:</i>	US\$26.00

INTERNATIONAL TRAVEL

66-001

International travel. Quarterly. First issue 1931. Bilingual.

ISSN 0838-3952.

DDC 338.4/79171/0464.

This report contains information by month for the past

COMMERCE, CONSTRUCTION, FINANCE AND PRICES

two years on a province of entry basis in the form of tables and graphs with analytical text summarizing the quarter. Mode of transportation and country of residence of visitors are also included. This report includes estimates of the travel account for the balance of payments both seasonally and not seasonally adjusted.

	<i>Per Issue</i>	<i>Per Year</i>
<i>Canada:</i>	\$38.50	\$154.00
<i>United States:</i>	US\$46.25	US\$185.00
<i>Other Countries:</i>	US\$54.00	US\$216.00

66-001P

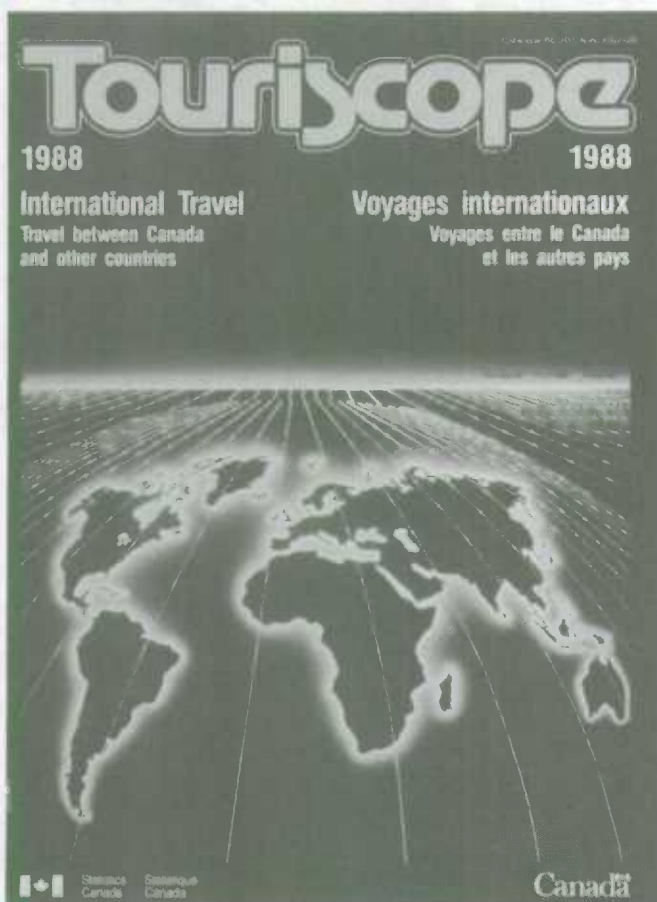
International travel, advance information. Monthly. First issue, Apr. 1985. Bilingual. (Touriscope).

ISSN 0705-5269.

DDC 338.4/79171/0464.

This bulletin contains advance information monthly and year-to-date, on visitors entering Canada and on returning Canadian residents. It also includes an estimate of overnight trips by province of entry (visitors) and re-entry (Canadian residents). The bulletin is released seven weeks following the reference period.

	<i>Per Issue</i>	<i>Per Year</i>
<i>Canada:</i>	\$6.10	\$61.00
<i>United States:</i>	US\$7.30	US\$73.00
<i>Other Countries:</i>	US\$8.50	US\$85.00



66-201

International travel, travel between Canada and other countries. Annual. First issue 1920. Bilingual. (Touriscope).

ISSN 0317-6738.

DDC 338.4/79171/0464.

This report summarizes annual findings of travel to and from Canada in the form of tables, charts, maps and an analytical review. The publication provides a profile of international travellers by province/country of residence, area of destination, mode of transportation, purpose, length of stay, expenditures, age group and sex.

	<i>Per Issue</i>
<i>Canada:</i>	\$34.00
<i>United States:</i>	US\$41.00
<i>Other Countries:</i>	US\$48.00

BALANCE OF PAYMENTS AND INTERNATIONAL INVESTMENTS

67-001

Canada's balance of international payments. Quarterly. First issue 1953. Bilingual. (System of national accounts).


ISSN 0847-074X.

DDC 382.1/7/0971.

The publication presents Canada's transactions with non-residents on a quarterly basis. These transactions are grouped under two main accounts: the current account for merchandise, services, investment income and transfers; the capital account for borrowings and investments abroad. The transactions are distributed among six geographical areas (quarterly and annually) for the current and two previous years with comments on developments in the current quarter. The fourth quarter issue includes: more detailed breakdowns of some accounts, annual historical data for six geographical areas back to 1973 and, for total non-residents, from 1927.

	<i>Per Issue</i>	<i>Per Year</i>
<i>Canada:</i>	\$27.50	\$110.00
<i>United States:</i>	US\$33.00	US\$132.00
<i>Other Countries:</i>	US\$38.50	US\$154.00

COMMERCE, CONSTRUCTION, FINANCE AND PRICES



net transactions are presented with the United States, United Kingdom, Continental Europe, Japan and other countries by type of issue; data for the previous two years are included. Highlights are given for the current period. The December issue contains historical data and an annual review.

	<i>Per Issue</i>	<i>Per Year</i>
<i>Canada:</i>	\$15.80	\$158.00
<i>United States:</i>	US\$19.00	US\$190.00
<i>Other Countries:</i>	US\$22.10	US\$221.00

67-202

Canada's international investment position. Annual. First issue 1926/1967. Bilingual. (System of national accounts).

ISSN 0318-8868.

DDC 332.6/73/0971.

Presents the external financial position of Canada in terms of foreign investments in Canada and Canadian investments abroad at year end. Contains detailed analysis by type of investments, by industry, by country. Analytical information is also provided on the relative position of both Canadian and foreign ownership and control of capital employed in Canada. Detailed data are provided for eight years.

	<i>Per Issue</i>
<i>Canada:</i>	\$37.00
<i>United States:</i>	US\$44.00
<i>Other Countries:</i>	US\$52.00

67-203

Canada's international transactions in services. Annual. First issue 1986/1987. Bilingual. (System of national accounts).

ISSN 0840-5859.

DDC 382.1/7/0971.

Presents international transactions in services: travel, freight and shipping, business services, government and other services. Business services are shown for five years in detail: receipts and payments for sixteen categories, by geographical area, by country of control, by industry and, for each category, whether or not the transaction is with foreign affiliates.

	<i>Per Issue</i>
<i>Canada:</i>	\$32.00
<i>United States:</i>	US\$38.00
<i>Other Countries:</i>	US\$45.00

67-509

Canadian imports by domestic and foreign controlled enterprises. Biennial. First issue 1978. Bilingual.

ISSN 0830-0097.

DDC 382/5/0971.

67-001P

Canada's balance of international payments. Quarterly. First issue, 2nd quarter 1980. Bilingual.

ISSN 0847-074X.

DDC 382.1/7/0971.

Advance release of the publication 67-001. Presents Canada's transactions with all non-residents and with United States residents; includes highlights for the current quarter and data for the previous two years.

	<i>Per Issue</i>	<i>Per Year</i>
<i>Canada:</i>	\$10.25	\$41.00
<i>United States:</i>	US\$12.25	US\$49.00
<i>Other Countries:</i>	US\$14.25	US\$57.00

67-002

Security transactions with non-residents. Monthly. First issue 1935. Bilingual.

ISSN 0702-6587.

DDC 332.6/73/0971.

Presents trading in Canadian and foreign bonds and stocks with non-residents. Trading in outstanding securities is presented on a monthly basis, while new issues and retirements are quarterly. Monthly gross and

COMMERCE, CONSTRUCTION, FINANCE AND PRICES

Comprehensive study of Canadian imports in which the country of control of each importing firm is identified. The relative degree of import orientation of foreign and Canadian-controlled firms operating in Canada has been measured by employing a ratio of a firm's imports to its sales. The degree to which foreign-controlled firms' imports were sourced from their home countries has also been analyzed. In addition, the study illustrates the degree of import concentration in Canada. Includes data analysis, methodology and bibliography.

Per Issue

Canada:	\$25.00
United States:	US\$26.00
Other Countries:	US\$26.00

67-510

Canada's international trade in services, 1969 to 1984 / Statistics Canada, Balance of Payments, International and Financial Economics Division. (System of national accounts). 52 p. 28 cm. 1986. Bilingual. ISBN 0-660-52885-1. DDC 382.1/7/0971.

Provides an analysis of important trends in this sector over 15 years. The analytical text and 22 tables draw on data selected from six of 15 years from 1969 to 1984. Business services are covered extensively, with detailed information available for the first time for 1983 and 1984 - including regional and industrial breakdowns. Data are given for up to six geographical areas around the world and 16 categories such as consulting and professional services, royalties and computer services. The data also show whether or not transactions were carried out with affiliates abroad (e.g. Canadian subsidiaries with their foreign head offices).

Per Issue

Canada:	\$15.00
United States:	US\$16.00
Other Countries:	US\$16.00

GOVERNMENT FINANCE

Note: The following Public Institutions publications have now been suspended. For further information on current data still available, please contact Tom Capland at (613) 951-0885 or Patti Phillips at (613) 951-0767.

68-204

Local government finance, revenue and expenditure, assets and liabilities, actual. Annual. First issue 1944. Bilingual. ISSN 0703-2749. DDC 336/.014/71.

Presents provincial and national aggregates of local government actual revenue and expenditure classified according to financial management series concepts. Also

includes details of financial assets and liabilities and long-term debt. Includes definitions, data analysis, historical summary and bibliography.

Per Issue

Canada:	\$26.00
United States:	US\$31.00
Other Countries:	US\$31.00

68-207

Provincial government finance, revenue and expenditure. Annual. First issue 1950. Last issue 1985. Bilingual. **Discontinued.**

ISSN 0575-9498.

DDC 336/.013/71/

This publication presents provincial government revenue by source and expenditure by function (purpose) plus five years of historical summaries in accordance with financial management system concepts. It also provides a reconciliation of financial management revenue and expenditure to the ordinary revenue and expenditure of the provincial public accounts. An analysis of provincial government revenue and expenditure, explanatory notes, charts and a list of special funds are also included.

Per Issue

Canada:	\$26.00
United States:	US\$31.00
Other Countries:	US\$31.00

68-209

Provincial government finance, assets, liabilities, source and application of funds. Annual. First issue 1950. Bilingual.

ISSN 0710-1023.

DDC 336/.013/71.

Analyses financial assets and liabilities of provincial and territorial governments by province. Analytical text, tables and charts are also featured as well as foreign borrowings, list of special funds and various financing techniques used by provincial governments. Historical data for the last ten years are included. The publication contains accurate information on the inter-provincial comparability of direct and guaranteed debt of provincial governments.

Per Issue

Canada:	\$32.00
United States:	US\$38.00
Other Countries:	US\$38.00

68-211

Federal government finance, revenue and expenditure, assets and liabilities. Annual. First issue 1953. Bilingual.

ISSN 0575-8505.

DDC 336.71.

COMMERCE, CONSTRUCTION, FINANCE AND PRICES

An analysis of federal government revenue and expenditure, assets, liabilities and surplus within the financial management concepts, providing functional, economic cross-classifications together with analysis of sources and uses of funds, transfers to other levels of government, special fund operations and bonded debt. Also provides a reconciliation of financial management revenue and expenditure to budgetary revenue and expenditure as per public accounts. Includes data analysis and bibliography.

Per Issue

Canada: \$26.00
 United States: US\$31.00
 Other Countries: US\$31.00

68-507E

The system of government financial management statistics. 158 p. 28 cm. 1984. E. and F.

ISBN 0-660-11577-8.

DDC 336.71.

Presents an operations manual for the Financial Management System of Government Statistics. It defines the scope and precise nature of data currently available for government financial transactions and the accounting concepts which underlie the data.

Per Issue

Canada: \$15.00
 United States: US\$16.00
 Other Countries: US\$16.00

EMPLOYMENT, UNEMPLOYMENT AND LABOUR INCOME

Contents	Page
Employment, Unemployment and Labour Income	
71 Labour Force	80
72 Employment and Earnings	85
73 Unemployment Insurance	86
74 Employee Benefit Plans	87
75 Labour Analysis and Employment Issues	88

LABOUR FORCE

71-001

The labour force. Monthly. First issue, Nov. 1945. Bilingual.

ISSN 0380-6804.

DDC 331.11/0971.

This monthly presents seasonally adjusted and unadjusted estimates of labour force, employment and unemployment, with unemployment and participation rates analyzed by selected geographic, demographic and occupational variables. It includes updates to historical series contained in 71-201, occasional special analyses and a sample questionnaire, definitions, a list of economic regions and a bibliography.

	Per Issue	Per Year
Canada:	\$17.90	\$179.00
United States:	US\$21.50	US\$215.00
Other Countries:	US\$25.10	US\$251.00

71-001P

Labour force information. Monthly. First issue, Oct. 1976. Bilingual.

ISSN 0708-3157.

DDC 331.11/0971.

This publication provides a series of summary tables on labour force characteristics for Canada, provinces and metropolitan areas as well as a brief commentary highlighting current developments in the Canadian labour force. This publication is preliminary to 71-001.

	Per Issue	Per Year
Canada:	\$6.30	\$63.00
United States:	US\$7.60	US\$76.00
Other Countries:	US\$8.80	US\$88.00

71-201

Historical labour force statistics, actual data, seasonal factors, seasonally adjusted data. Annual. First issue 1953/1967. Bilingual.


ISSN 0703-2684.

DDC 331.11/0971.

This annual publication presents a selection of historical labour force statistics and related seasonal adjustment information. It also contains several hundred time series,

derived from the monthly Labour Force Survey. It includes data analysis, definitions, data quality and the survey questionnaires.

	Per Issue
Canada:	\$61.00
United States:	US\$73.00
Other Countries:	US\$85.00



71-202

Annual report of the Minister of Regional Industrial Expansion under the Corporations and Labour Unions Returns Act. Part II, Labour unions. Annual. First issue 1963. Bilingual.

ISSN 0228-345X.

DDC 331.88/0971.

The report contains statistical summaries and analyses of labour union activity in Canada including organization and structure of the unions, male and female union membership, geographical location and industry of local unions, affiliations and union financial activity. The extent of the affiliation of organized labour in Canada with international unions is outlined.

951-3476
1500000 Bda.

EMPLOYMENT, UNEMPLOYMENT AND LABOUR INCOME

	<i>Per Issue</i>
Canada:	\$34.00
United States:	US\$41.00
Other Countries:	US\$48.00

71-205

Canada's women. Annual. First issue 1986. Bilingual.
ISSN 0835-846X.
DDC 331.4/0971.

This report looks at the annual patterns of employment and unemployment of women and the characteristics of jobs they hold (full-/part-year, wages/salary, union membership, pension plan coverage.)

	<i>Per Issue</i>
Canada:	\$12.00
United States:	US\$14.00
Other Countries:	US\$17.00

71-206

Canada's men. Annual. First issue 1986. Bilingual.
ISSN 0835-8478.
DDC 331.11/0971.

This report looks at the annual patterns of employment and unemployment of men and the characteristics of jobs they hold (full-/part-year, wages/salary, union membership, pension plan coverage.)

	<i>Per Issue</i>
Canada:	\$12.00
United States:	US\$14.00
Other Countries:	US\$17.00

71-207

Canada's youth. Annual. First issue 1986. Bilingual.
ISSN 0835-8486.
DDC 331.3/4/0971.

This report focuses on 16 to 24 year olds. It examines labour force participation, patterns of employment and unemployment, earnings, and satisfaction with employment during the year.

	<i>Per Issue</i>
Canada:	\$12.00
United States:	US\$14.00
Other Countries:	US\$17.00

71-208

Canada's older workers. Annual. First issue 1986. Bilingual.
ISSN 0835-8494.
DDC 331.3/94/0971.

This report focuses on 45 to 69 year olds. It examines labour force participation, patterns of employment and unemployment, earnings, and satisfaction with

employment during the year.

	<i>Per Issue</i>
Canada:	\$12.00
United States:	US\$14.00
Other Countries:	US\$17.00

71-214

Canada's unionized workers. Annual. First issue 1986. Bilingual.
ISSN 0835-8554.
DDC 331.88/0971.

This report looks at the annual patterns of employment and unemployment of unionized workers and the characteristics of jobs they hold (full-/part-year, wages/salary, union membership, pension plan coverage.)

	<i>Per Issue</i>
Canada:	\$12.00
United States:	US\$14.00
Other Countries:	US\$17.00



71-519 see 71-535 no. 2

EMPLOYMENT, UNEMPLOYMENT AND LABOUR INCOME

71-529

Labour force annual averages, 1981-1988 / Statistics Canada, Household Surveys Division. 377 p. 28 cm. 1989. Bilingual.

ISBN 0-660-54218-8.

DDC 331.11/0971.

This publication provides annual averages for the years 1981 to 1988 of the tables contained in the monthly 71-001, revised to the latest census of population benchmark (1986). The tables contained in this publication have been redesigned in order to provide a greater range of data for the user.

Per Issue

Canada: \$64.00
United States: US\$76.80
Other Countries: US\$76.80

71-532 see 71-535 no. 3

71-533

Family characteristics and labour force activity, annual averages, 1977-1984 / Statistics Canada, Labour and Household Surveys Analysis Division. 131 p. 28 cm. 1986. Bilingual.

ISBN 0-660-52240-3.

DDC 331.12/0971.

This publication presents a set of tables which links the labour force activity of individuals to selected characteristics of the families to which they belong using annual average data from the Labour Force Survey. The accompanying text provides definitions of terms used followed by a description of the tables and technical notes related to the weighting and methodological limitations of the data.

Per Issue

Canada: \$33.00
United States: US\$34.50
Other Countries: US\$34.50

71-534

Women in the workplace : selected data / Statistics Canada, Target Groups Project. 78 p. 28 cm. 1987. Bilingual.

ISBN 0-660-53402-9.

DDC 331.4/0971.

The influx of women into the work force in the last 10 years has resulted in significant changes within Canadian society. The publication details such topics as education in relation to earnings, ratio of female to male income, and employment of women with children. Data, most recent as 1985, cover a 10-year period and are presented in 25 tables and 6 charts.

Per Issue

Canada: \$20.00
United States: US\$21.00
Other Countries: US\$21.00

71-535 no. 1

Labour market activity of disabled persons in Canada / by D. Gower. (Labour analytic report no. 1). 96 p. 28 cm. 1988. Bilingual.

ISBN 0-660-53420-7.

DDC 331.5/9/0971.

How likely is it that a disabled person is active in the labour market? To what extent is this person's participation influenced by education and by degree of disability? Using data from the Canadian Health and Disability Survey (conducted in October 1983 and June 1984), this study answers such questions.

Per Issue

Canada: \$24.00
United States: US\$25.00
Other Countries: US\$25.00

71-535 no. 2

The decline of unpaid family work in Canada / by Doreen Duchesne. (Labour analytic report no. 2). 82 p. 28 cm. 1989. Bilingual.

ISBN 0-660-53436-3.

DDC 331.5/4/0971.

This report provides an overview of unpaid family work from a historical and current perspective. It highlights farm employment (in which unpaid family work has traditionally been concentrated) from the end of the last century and provides in-depth analysis of unpaid family work in various industries between 1975 and 1987, with an emphasis on agriculture. (Quote catalogue no. 71-519 when ordering.)

Per Issue

Canada: \$24.00
United States: US\$25.00
Other Countries: US\$25.00

71-535 no. 3

Results from a special survey of employers / by Gary L. Cohen. (Labour analytic report no. 3). 58 p. 28 cm. 1989. Bilingual.

ISBN 0-660-54210-2.

DDC 331.12/5/0971.

This study analyzes data from the Survey of the Self-employed, conducted in November 1986. As well as describing the socio-economic characteristics of employers, it includes data about business partners, the year the business was established, the number of paid employees, the work schedule and kinds of work performed by the employees, and the number of paid

EMPLOYMENT, UNEMPLOYMENT AND LABOUR INCOME

workers between January and November 1986. (Quote catalogue no. 71-532 when ordering.)

	<i>Per Issue</i>
<i>Canada:</i>	\$24.00
<i>United States:</i>	US\$29.00
<i>Other Countries:</i>	US\$29.00

71-535 no. 4

Giving freely : volunteers in Canada / by Doreen Duchesne. (Labour analytic report no. 4). 104 p. 28 cm. 1989. Bilingual.

ISBN 0-660-54222-6.

DDC 331.5/0971.

This report looks at results from the Survey of Volunteer Activity, conducted in October 1987 and examines the characteristics of volunteers, the nature of their volunteer activities, the types of organizations they serve, and the amount of time they spend volunteering. (Quote catalogue no. 71-602 when ordering.)

	<i>Per Issue</i>
<i>Canada:</i>	\$28.00
<i>United States:</i>	US\$34.00
<i>Other Countries:</i>	US\$34.00

71-535 no. 5

Labour Force Survey economic regions, 1986 Census / Statistics Canada, Labour and Household Surveys Analysis Division. (Labour analytic report no. 5). 79 p. 28 cm. 1989. Bilingual.

ISBN 0-660-53587-4.

DDC. 304.6/0971.

Data from the 1986 Census are presented for 71 economic regions. Variables include labour force activity by age, income of individuals and family, occupation by sex, ethnic origin, language, place of birth, educational attainment and field of study. (Quote catalogue no. 71-604 when ordering.)

	<i>Per Issue</i>
<i>Canada:</i>	\$37.00
<i>United States:</i>	US\$44.00
<i>Other Countries:</i>	US\$44.00

71-536

Enterprising Canadians : the self-employed in Canada / by Gary L. Cohen. 200 p. 28 cm. 1988. Bilingual.

ISBN 0-660-53413-4.

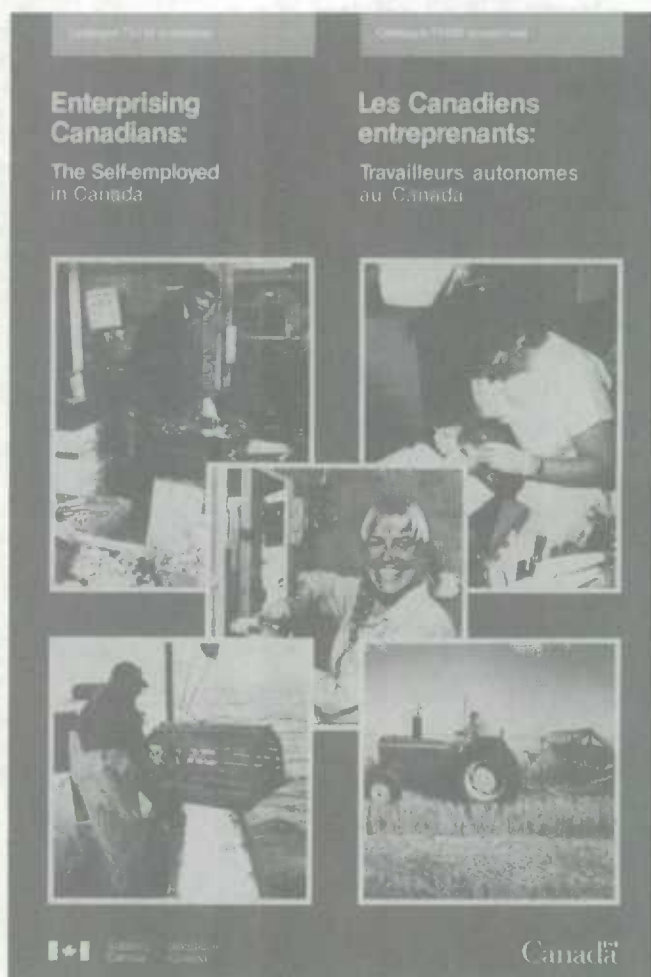
DDC 331.12/5/0971.

This publication offers a comprehensive view of self-employment in Canada. Drawing on data from the Labour Force Survey and the Survey of Consumer Finances, the study provides a wealth of demographic and labour market facts on the self-employed. The report also highlights the dynamic role played by the

self-employed in recent labour market developments.

	<i>Per Issue</i>
<i>Canada:</i>	\$40.00
<i>United States:</i>	US\$42.00
<i>Other Countries:</i>	US\$42.00

71-582 see 71-601 no. 45



LABOUR FORCE ACTIVITY SECTION: RESEARCH SERIES

71-601 no. 31

Initial results from the 1981 survey of child care arrangements / Statistics Canada, Economic Characteristics Staff, Labour Force Activity Section (Labour force research series no. 31). 49 p. 28 cm. 1982. Bilingual.

EMPLOYMENT, UNEMPLOYMENT AND LABOUR INCOME

ISBN 0-660-51608-X.

DDC 362.7/12/0971.

This publication contains the results of a Labour Force Survey supplementary survey on child care arrangements. The survey addresses the types of care arrangements used for pre-school-age and school-age children, the amount of time spent in non-parental care, the cost of such care, and parental perceptions regarding care arrangements used. Originally issued as 86-X-501. Includes data analysis, data quality, survey questionnaire, and code sheet.

Per Issue

Canada:	\$5.00
United States:	US\$6.00
Other Countries:	US\$6.00

71-601 no. 32

Results from the absence from work surveys, 1978 to 1981 / Statistics Canada, Economic Characteristics Staff, Labour Force Activity Section. (Labour force research series no. 32). 30 p. 28 cm. 1982. Bilingual.

ISBN 0-660-51989-5.

DDC 331.25/762/0971.

This publication presents and analyzes selected results from the surveys concerning paid workers (employees) who were absent from work for a period of two or more consecutive weeks due to illness, accident or pregnancy at some time during the previous year. Originally issued as 71-X-503. Includes data analysis, notes, and survey questionnaire.

Per Issue

Canada:	\$5.00
United States:	US\$6.00
Other Countries:	US\$6.00

71-601 no. 33

An overview of employment developments, 1980-1982 / Statistics Canada, Economic Characteristics Staff, Labour Force Activity Section. (Labour force research series no. 33). 36 p. 28 cm. 1983. Bilingual.

ISBN 0-660-52283-7.

DDC 331.12/5/0971.

Examines various aspects of labour market developments between 1980 and 1982. It includes discussions of yearly fluctuations in employment, the distribution of full and part-time employment, and average hours worked. Originally issued as 71-X-505. Includes data analysis, definitions, and survey questionnaire.

Per Issue

Canada:	\$6.00
United States:	US\$7.20
Other Countries:	US\$7.20

71-601 no. 38

Hourly earnings data from the survey of 1981 work history / Statistics Canada, Economic Characteristics Division, Labour Force Activity Section. (Labour force research series no. 38). 87 p. 28 cm. 1984. Bilingual.

ISBN 0-660-52322-1.

DDC 331.2/971.

The publication presents hourly earnings data from the Labour Force Survey of 1981 Work History according to selected demographic characteristics (including age, sex and educational attainment) and selected job characteristics (such as unionization and full-time/part-time status). Originally issued as 71-X-509. Includes data analysis and survey questionnaire.

Per Issue

Canada:	\$7.00
United States:	US\$8.40
Other Countries:	US\$8.40

71-601 no. 41

Supplementary measures of unemployment, an update / Statistics Canada, Economic Characteristics Division, Labour Force Activity Section. (Labour force research series no. 41). 42 p. 28 cm. 1984. Bilingual.

ISBN 0-660-52720-0.

DDC 331.13/74/0723.

The publication defines a number of supplementary unemployment rates that have been developed at Statistics Canada and describes their behaviour over time.

Per Issue

Canada:	\$6.00
United States:	US\$7.20
Other Countries:	US\$7.20

71-601 no. 45

Self-employment in Canada / Statistics Canada, Labour and Household Surveys Analysis Division, Labour Force Activity Section. (Labour force research series no. 45). 33 p. 28 cm. 1985. Bilingual.

ISBN 0-660-52868-1.

DDC 331.12/5/0971.

Consists of two articles: the first deals with definitional and conceptual issues related to self-employment and presents an overview of trends over the 1979 to 1984 period; the second looks at self-employment in 1984 by age, sex and industry, and reviews changes in the characteristics of the self-employed during and after the recession. (Quote catalogue no. 71-582 when ordering.)

Per Issue

Canada:	\$10.00
United States:	US\$11.00
Other Countries:	US\$11.00

EMPLOYMENT, UNEMPLOYMENT AND LABOUR INCOME

71-602 see 71-535 no. 4

71-603E

Proceedings of a Workshop on Demographic Trends and their Impact on the Canadian Labour Market / sponsored jointly by the Demography Division of Statistics Canada and the Employment and Immigration Analysis Directorate of Employment and Immigration Canada. 223 p. 28 cm. 1981. E. and F.

ISBN 0-660-11196-9.

DDC 304.6/0971.

Papers presented at the Workshop on Demographic Trends and Their Impact on the Canadian Labour Market, October 23, 1980, Ottawa. Includes seven papers and a list of participants.

Per Issue

<i>Canada:</i>	\$6.00
<i>United States:</i>	US\$7.20
<i>Other Countries:</i>	US\$7.20

71-604 see 71-535 no. 5

EMPLOYMENT AND EARNINGS

72-002

Employment, earnings and hours, preliminary data.

Monthly. First issue, Dec. 1922. Bilingual.

ISSN 0380-6936.

DDC 331.12/5/0971.

This publication presents a timely picture of employment, earnings and hours which is vital for Canada's businesses and governments for planning and decision-making purposes. The tabulations focus on monthly labour market information and are available on a detailed industrial and geographic basis. The major economic variables are classified by types of employees for firms of all sizes and take-all firms. The publication also includes information relating to monthly highlights, a concepts and methods section and notes to users on data revisions and upcoming changes to the survey.

Per Issue Per Year

<i>Canada:</i>	\$38.50	\$385.00
<i>United States:</i>	US\$46.20	US\$462.00
<i>Other Countries:</i>	US\$53.90	US\$539.00

72-004

Federal government employment. Quarterly. First issue, Apr. 1952. Bilingual.

ISSN 0575-8491.


DDC 331.12/5135471.

Analyzes employment and payroll by month of federal

government employees by province of work, occupational category, department and function and by province of work for employees of federal government enterprises. Includes data analysis, methodology; list of special funds, and government enterprises; classification by function; glossary and bibliography. **Note:** This publication is now suspended. For further information on current data still available, please contact Tom Capland at (613) 951-0885 or Patti Phillips at (613) 951- 0767.

Per Issue Per Year

<i>Canada:</i>	\$23.00	\$92.00
<i>United States:</i>	US\$27.50	US\$110.00
<i>Other Countries:</i>	US\$27.50	US\$110.00



72-005

Estimates of labour income. Quarterly. First issue, Jan. 1946/June 1947. Bilingual.

ISSN 0318-9007.

DDC 331.2/971.

Each quarter this publication provides monthly estimates of wages and salaries, supplementary labour income and total labour income. The estimates of labour income account for approximately 50 % of Gross Domestic

EMPLOYMENT, UNEMPLOYMENT AND LABOUR INCOME

Product in the National Income and Expenditure Accounts. These data are published on an unadjusted and a seasonally adjusted basis by industry division for Canada, the provinces and territories. Each issue contains monthly data for the most current year, plus both monthly and annual data for the preceding five year period. The publication includes quarterly highlights, notes to users and a concepts and methods section.

	<i>Per Issue</i>	<i>Per Year</i>
<i>Canada:</i>	\$22.50	\$90.00
<i>United States:</i>	US\$27.00	US\$108.00
<i>Other Countries:</i>	US\$31.50	US\$126.00

72-007

Provincial and territorial government employment.

Quarterly. First issue, Oct. 1959. Bilingual.

ISSN 0825-9224.

DDC 331.12/5135471.

Number and earnings of provincial government employees, full-time and other, by function for departmental services; summary information for provincial institutions of higher learning, provincial government enterprises, and workmen's compensation boards. Includes data analysis, methodology, glossary, list of special funds and government enterprises by province, and bibliography. **Note:** This publication is now suspended. For further information on current data still available, please contact Tom Capland at (613) 951-0885 or Patti Phillips at (613) 951-0767.

	<i>Per Issue</i>	<i>Per Year</i>
<i>Canada:</i>	\$17.25	\$69.00
<i>United States:</i>	US\$20.75	US\$83.00
<i>Other Countries:</i>	US\$20.75	US\$83.00

72-009

Local government employment. Quarterly. First issue, Jan./Mar. 1967. Bilingual.

ISSN 0703-7392.

DDC 331.12/51352071.

Employment and payrolls of municipal governments by province, metropolitan areas, major urban areas, and population group. Includes data analysis, methodology; list of local government entities, metropolitan areas and components; glossary and bibliography. **Note:** This publication is now suspended. For further information on current data still available, please contact Tom Capland at (613) 951-0885 or Patti Phillips at (613) 951-0767.

	<i>Per Issue</i>	<i>Per Year</i>
<i>Canada:</i>	\$12.00	\$48.00
<i>United States:</i>	US\$14.50	US\$58.00
<i>Other Countries:</i>	US\$14.50	US\$58.00

72-205

Federal government employment in metropolitan areas. Annual. First issue 1961. Last issue 1987. Bilingual. **Discontinued.**

ISSN 0527-5148.

DDC 331.12/5135471.

An analysis of the number and regular payroll estimates of federal government employees by department, sex and occupation category within each of the census metropolitan areas during the month of September each year. Also includes a list of the census metropolitan areas and their components and a glossary of principal terms. **Note:** This publication will no longer be published in a catalogue format. However the data will still be available upon request. For further information, please contact: Christine Dominguez at (613) 951-8510 or Pearl Allen at (613) 951-1845.

	<i>Per Issue</i>
<i>Canada:</i>	\$24.00
<i>United States:</i>	US\$25.00
<i>Other Countries:</i>	US\$25.00

72-208

Work injuries. Annual. First issue 1983/1985. Bilingual.

ISSN 0835-233X.

DDC 363.1/1/0971.

This publication provides an annual number of work-related time-loss injuries and illnesses, which can be used in the occupational health and safety domain. The data are detailed by province; sex, age and occupation of the injured worker; industry of the employer; nature of injury; part of body injured; source of injury; and type of accident.

	<i>Per Issue</i>
<i>Canada:</i>	\$25.00
<i>United States:</i>	US\$30.00
<i>Other Countries:</i>	US\$35.00

UNEMPLOYMENT INSURANCE

73-001

Unemployment insurance statistics. Monthly. First issue, Feb./June 1942. Bilingual.

ISSN 0829-1098.

DDC 368.4/4/00971.

This publication reports on the operation of the Canadian Unemployment Insurance Program. Tabulated are data on claims received by Employment and Immigration Canada, the number of beneficiaries, and benefit payments. The tables show statistics detailed by province, age and sex of the beneficiary, average and total payments made to beneficiaries, and other related information such as beneficiaries' insurable earnings.

EMPLOYMENT, UNEMPLOYMENT AND LABOUR INCOME

prior to making a claim, the number of disqualifications, and the total number of beneficiaries who received benefits during a calendar year. In addition, requests may be made for tabulations which provide information for small areas, for example, census metropolitan areas or areas defined by the user.

	<i>Per Issue</i>	<i>Per Year</i>
<i>Canada:</i>	\$14.70	\$147.00
<i>United States:</i>	US\$17.60	US\$176.00
<i>Other Countries:</i>	US\$20.60	US\$206.00

73-201

Annual report, benefit periods established and terminated under the Unemployment Insurance Act.

Annual. First issue 1942. Bilingual.

ISSN 0707-0292.

DDC 368.4/4/00971.

Presents data on unemployment insurance: contributors, beneficiaries (unduplicated count); benefit periods established; benefit periods terminated. Includes data analysis, methodology, data quality, definitions and bibliography.

	<i>Per Issue</i>
<i>Canada:</i>	\$30.00
<i>United States:</i>	US\$31.00
<i>Other Countries:</i>	US\$31.00

73-202S

Unemployment insurance statistics, annual supplement. Annual. First issue 1985. Bilingual.

ISSN 0828-3176.

DDC 368.4/4/00971.

The annual supplement provides information on the evolution of the Canadian Unemployment Insurance Program, the technical notes for the monthly report, and historical statistics (a few series dating back to the early 1940's). The unemployment insurance statistics published in the annual supplement include data on the number of claims received and allowed, the number of benefit weeks paid, total benefit disbursements, average weekly benefits, the number of disqualifications, and the number of beneficiaries. Where applicable, the data are detailed by sex, type of benefit, month, and province. In addition, this publication features complementary statistics, including wages and salaries paid in Canada, maximum and average weekly unemployment insurance benefits expressed in current and 1981 dollars and average weekly earnings.

	<i>Per Issue</i>
<i>Canada:</i>	\$38.00
<i>United States:</i>	US\$46.00
<i>Other Countries:</i>	US\$53.00

EMPLOYEE BENEFIT PLANS

74-001

Quarterly estimates of trustee pension funds.

Quarterly. First issue, Jan. 1973. Bilingual.

ISSN 0700-205X.

DDC 331.25/2/0971.

This publication provides estimates for Canada of the income, expenditures and asset portfolios of trustee pension funds. The series began with the first quarter of 1970. It provides advance estimates of the principal statistics of the annual Survey of Trustee Pension Funds (74-201). It also includes a data analysis.

	<i>Per Issue</i>	<i>Per Year</i>
<i>Canada:</i>	\$11.00	\$44.00
<i>United States:</i>	US\$13.25	US\$53.00
<i>Other Countries:</i>	US\$15.50	US\$62.00

74-201

Trustee pension funds, financial statistics. Annual.

First issue 1958. Bilingual.

ISSN 0835-4634.

DDC 331.25/2/0971.

This publication presents information on the income, expenditure and assets of all trustee pension funds in Canada in both the public and private sectors. Data are presented at the Canada level. The publication contains an analysis of the funds based on the size of the fund, the number of members and the type of benefit and trust arrangement. It is a continuation of a series of reports produced since 1957. As a single pool of investment capital in Canada, these funds are surpassed in size only by the aggregate reserves held by the chartered banks.

	<i>Per Issue</i>
<i>Canada:</i>	\$39.00
<i>United States:</i>	US\$47.00
<i>Other Countries:</i>	US\$55.00

74-401

Pension plans in Canada. Biennial. First issue 1970. Bilingual.

ISSN 0701-5488.

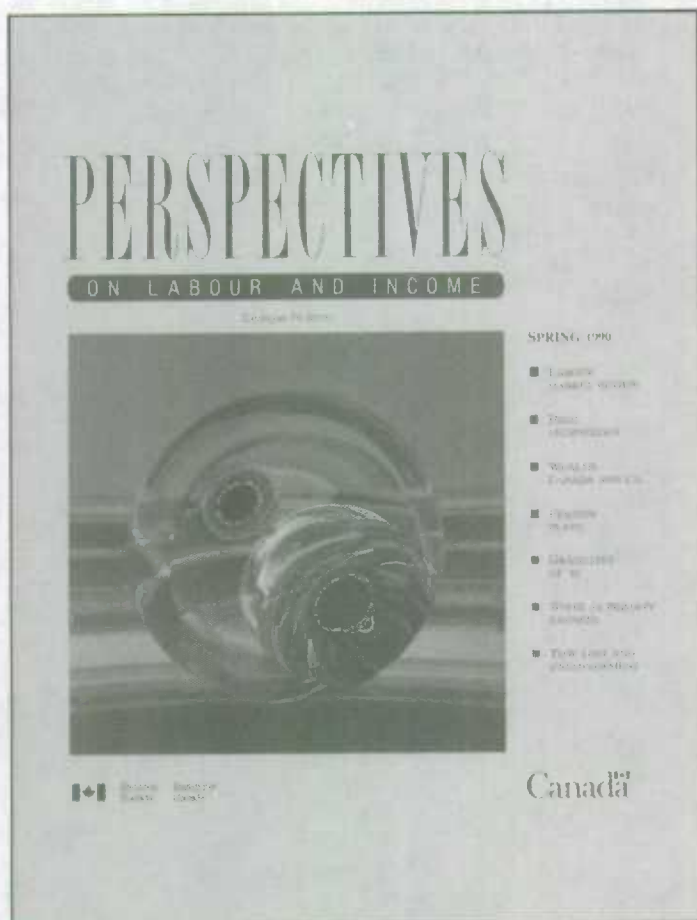
DDC 331.25/2/0971.

This publication provides information on all occupational pension plans sponsored by employers in both the public and private sectors. Information is presented on male and female membership, provincial distribution of members, labour force coverage, eligibility conditions, contribution and benefit rates, retirement ages, contributions paid into the plans and vesting and indexing provisions. Also included are two special sections on recipients of pension benefits and contributors to RRSPs.

EMPLOYMENT, UNEMPLOYMENT AND LABOUR INCOME

	<i>Per Issue</i>
Canada:	\$35.00
United States:	US\$42.00
Other Countries:	US\$42.00

LABOUR ANALYSIS AND EMPLOYMENT ISSUES



75-001E

Perspectives on labour and income. Quarterly. First issue, Summer 1989. E. and F.

ISSN 0840-8750.

DDC 331.1/0971.

Each quarter this publication brings together and analyzes a wide range of data. Five articles in each issue follow recent labour market trends as well as current income and wealth issues. Among topics covered in the first few issues are the growing regional disparities in unemployment, today's youth in the labour market, maternity leave trends, women and unionization, the Canadian automobile industry, immigrant workers and vacation patterns. The publication also devotes a section to news on products, surveys and research projects, and ten pages of labour and income indicators by province.

	<i>Per Issue</i>	<i>Per Year</i>
Canada:	\$13.25	\$53.00
United States:	US\$16.00	US\$64.00
Other Countries:	US\$18.50	US\$74.00

EDUCATION, CULTURE, HEALTH AND WELFARE

Contents	Page
Education, Culture, Health and Welfare	
81 Education	89
Health Indicators Database	92
82 Health Reports	93
82 Public Health	95
83 Hospitals and Health Manpower	98
84 Vital Statistics	99
85 Justice Statistics	99
86 Welfare Statistics	102
87 Culture Statistics	103
88 Science and Technology	107
89 Social Analytical Studies	110

EDUCATION

81-002

Education statistics bulletin. Irregular. First issue, Oct. 1979. Bilingual.
ISSN 0826-8258.
DDC 370.971.

This statistics bulletin provides advance and timely information on education in Canada and the provinces. It includes data on enrolment, instructional staff and finance, for all levels of education.

	Per Issue	Per Year
Canada:	\$4.90	\$49.00
United States:	US\$5.90	US\$59.00
Other Countries:	US\$6.90	US\$69.00

81-204

Universities, enrolment and degrees. Annual. First issue 1949/50. Bilingual.
ISSN 0706-3652.
DDC 378.71.

This publication presents university enrolment and degree data by level, registration status, field of study, province and institution. The data highlight a number of student characteristics such as sex, age, mother tongue, immigration status and country of citizenship.

	Per Issue
Canada:	\$27.00
United States:	US\$32.00
Other Countries:	US\$38.00

81-208

Financial statistics of education. Annual. First issue 1954/56. Bilingual.
ISSN 0703-9328.
DDC 379.1/1/0971.

This publication presents five years of consolidated financial statistics on all levels of education. It highlights

revenues by direct source of funds and expenditures by object of various public and private educational institutions such as elementary and secondary schools, universities, colleges and vocational schools. Also included are financial statistics on government expenditures on education in Canada and abroad. Charts and tables display data by level of education and by province/territory. To put educational information into perspective, some of the major expenditure items are related to socio-economic indicators such as gross domestic product, population, personal income, etc. There are also sections in this publication devoted to definitions and to details on the survey methodology used to gather the data.

Per Issue

Canada:	\$39.00
United States:	US\$47.00
Other Countries:	US\$55.00

81-210

Elementary-secondary school enrolment. Annual. First issue 1958/59. Bilingual.
ISSN 0704-6596.
DDC 371.2/19/71.

This annual publication presents national and provincial enrolment statistics for elementary and secondary schools, and includes data for public school systems, private schools and schools operated under the auspices of the federal government. As well as providing statistics by age, grade and sex, enrolment declines and their implications for each level of schooling are discussed.

Per Issue

Canada:	\$26.00
United States:	US\$31.00
Other Countries:	US\$36.00

81-219


Tuition and living accommodation costs at Canadian universities. Annual. First issue 1965/66. Bilingual.
ISSN 0318-2991.
DDC 378/38/0971.

Data on typical tuition and other academic fees and living accommodation costs at university operated residences. Information sources for careers and financial aid, data analysis and a list of institutions with mailing addresses are also included.

Per Issue

Canada:	\$22.00
United States:	US\$26.00
Other Countries:	US\$31.00

EDUCATION, CULTURE, HEALTH AND WELFARE

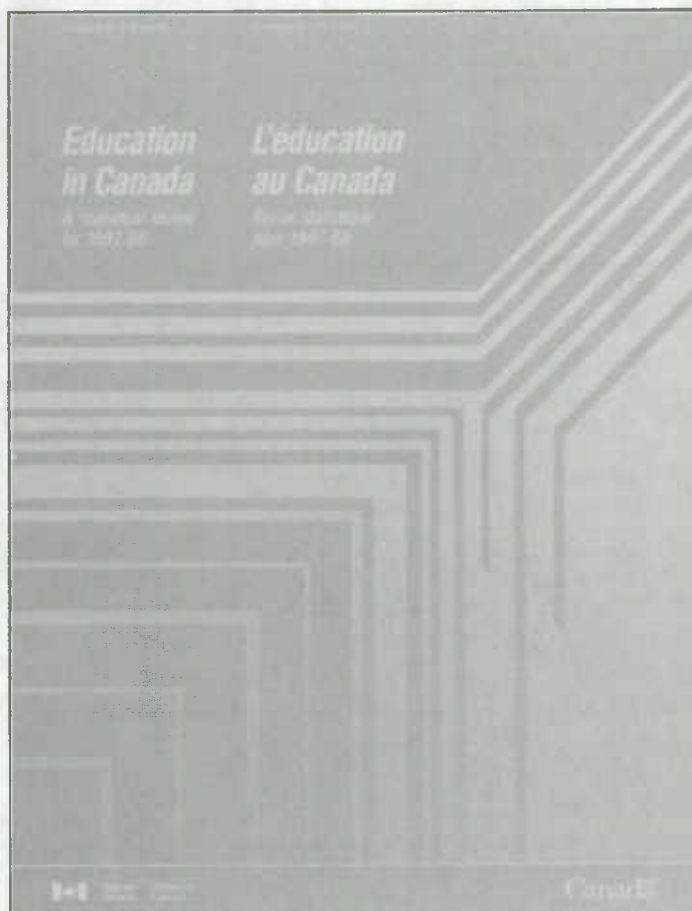


DDC 378.71.

Presents data on full-time students of the community college system in Canada: enrolment, graduation and distribution. Data analysis and bibliography included.

Per Issue

Canada:	\$27.00
United States:	US\$32.00
Other Countries:	US\$38.00



81-220

Advance statistics of education. Annual. First issue 1967/68. Bilingual.

ISSN 0575-786X.

DDC 370/971.

Provides a brief summary of basic education statistics: number of educational institutions, teaching staff and enrolment for all three levels; number of graduates at post-secondary level; and global estimates of expenditures on education by sources of funds. These data are estimates.

Per Issue

Canada:	\$22.00
United States:	US\$26.00
Other Countries:	US\$31.00

81-222

Community colleges and related institutions, postsecondary enrolment and graduates. Annual. First issue 1969/70. Bilingual.

ISSN 0832-6657.

81-229

Education in Canada, a statistical review. Annual. First issue 1973. Bilingual.

ISSN 0706-3679.

DDC 370/971.

This publication is an annual review of statistics on Canadian education. It summarizes information on institutions, enrolment, graduates, teachers and finance for all levels of education and provides an analysis of the data. Ten-year time series are shown for most variables at Canada level and five-year time series at the

EDUCATION, CULTURE, HEALTH AND WELFARE

provincial level. The publication also provides demographic data from the census of Canada and educational attainment, labour force participation rates and unemployment rates of the adult population from the Labour Force Survey.

Per Issue

<i>Canada:</i>	\$50.00
<i>United States:</i>	US\$60.00
<i>Other Countries:</i>	US\$70.00

81-241

Teachers in universities. Annual. First issue 1971/72. Bilingual.

ISSN 0707-9737.

DDC 331.12/5137812/0971.

This publication presents statistics on the population and salaries of full-time teachers in Canadian universities with highlights into three sections: salaries, ages and qualifications. Includes data analysis, bibliography, list of universities and colleges by province.

Per Issue

<i>Canada:</i>	\$27.00
<i>United States:</i>	US\$32.00
<i>Other Countries:</i>	US\$38.00

81-254

Educational staff of community colleges and vocational schools. Annual. First issue 1976/77. Bilingual.

ISSN 0706-2990.

DDC 331.12/5137812/0971.

Presents data on educational staff (teaching and administrative) in community colleges and vocational schools. Includes lists of institutions surveyed by province, location and personnel; definitions and data analysis.

Per Issue

<i>Canada:</i>	\$25.00
<i>United States:</i>	US\$26.00
<i>Other Countries:</i>	US\$26.00

81-257

Minority and second language education, elementary and secondary levels. Annual. First issue 1975/76/1976/77. Bilingual.

ISSN 0706-3717.

DDC 371.97/00971.

This annual publication provides data on education in the official minority language groups (anglophones in Quebec, francophones outside Quebec) and on second language programmes in the public schools of each province. Included are participation rates and the time devoted to each programme. Participation indices are calculated using 1970-71 as a base.

Per Issue

<i>Canada:</i>	\$26.00
<i>United States:</i>	US\$31.00
<i>Other Countries:</i>	US\$36.00

81-258

Salaries and salary scales of full-time teaching staff at Canadian universities. Annual. First issue 1979/1980. Bilingual.

ISSN 0225-3682.

DDC 331.2/04137812/0971.

This publication presents salary statistics (averages, medians and percentiles) and salary scales of university teachers by ranks and by institution. Data are included for all institutions with teaching staff of 30 or more that have authorized Statistics Canada to release their data. This publication appears in three editions: the preliminary edition (81-258P), the supplementary edition (81-258S), and the final edition (81-258), which contains all the data from the first two editions as well as any additional information.

Per Issue

<i>Canada:</i>	\$22.00
<i>United States:</i>	US\$26.00
<i>Other Countries:</i>	US\$31.00

81-258P

Salaries and salary scales of full-time teaching staff at Canadian universities. Annual. First issue 1979/80. Bilingual.

ISSN 0225-3690.

Incorrect ISSN (0225-3704) printed in this publication.

DDC 331.2/04137812/0971.

The preliminary edition of 81-258 only contains information on those institutions that made their data available at the time of publication. Included are notes, bibliography and a list of institutions.

Per Issue

<i>Canada:</i>	\$22.00
<i>United States:</i>	US\$26.00
<i>Other Countries:</i>	US\$31.00

81-258S

Salaries and salary scales of full-time teaching staff at Canadian universities. Annual. First issue 1979/80. Bilingual.

ISSN 0225-3704.

DDC 331.2/04137812/0971.

The supplementary edition of 81-258 contains information that was not available when the preliminary edition was released.

EDUCATION, CULTURE, HEALTH AND WELFARE

Per Issue

Canada:	\$22.00
United States:	US\$26.00
Other Countries:	US\$31.00

81-260

University finance, trend analysis. Annual. First issue 1972/73/1981/82. Bilingual.

ISSN 0829-7177.

DDC 379.1/18/0971.

This publication presents a ten-year financial analysis of Canadian universities. It shows the sources of revenue (government contributions, tuition fees, etc.) as well as how the money is spent (salaries, administration, buildings, etc.). Charts, tables and analysis compare university finances in terms of indicators such as gross domestic product and personal income. National and provincial data are displayed. Also included in this publication are the definitions of the terms used and a list of the institutions surveyed.

Price: Back Issue

81-261

International student participation in Canadian education. Annual. First issue 1987. Bilingual.

ISSN 0840-7150.

DDC 371.8/2.

This publication provides summary data on students from other countries studying in Canada. The report highlights their country of origin, where they study, their level of studies, the geographic and economic regions of the world they represent and the number receiving Official Development Assistance from Canada. It also compares the profile of international university students with that of their Canadian counterparts.

Per Issue

Canada:	\$20.00
United States:	US\$24.00
Other Countries:	US\$28.00

81-560

Decade of education finance. Irregular. First issue 1960/1969. Bilingual.

ISSN 0827-0090.

DDC 379.1/1/0971.

Provides historical data and analysis of financial statistics for the Canadian educational system. Expenditures are shown as related to selected socio-economic indicators, and by functional area: instruction, administration, maintenance. Revenues are presented by source of funds: governments at all levels, fees, etc. Includes definitions.


Per Issue

Canada:	\$15.00
United States:	US\$18.00
Other Countries:	US\$18.00

HEALTH INDICATORS DATABASE

In response to the need for centralized health information, the Canadian Centre for Health Information (CCHI) has developed a health indicator database. This database contains 40 indicators with over one million observations and is available in a binder format. The binder is a departure from traditional Statistics Canada's publications. It contains tables and colour graphs which highlight certain aspects of each indicator and, in addition, contains the entire database on personal computer diskettes. Software that retrieves the data, performs data manipulations and produces graphics is also included in the package. This format allows users to customize their data retrieval and analysis in terms of disaggregations, categories and variables.

For more information or to order this product, please contact either the nearest Regional Reference Centre (listed in Appendix C) or John Menic, Canadian Centre



EDUCATION, CULTURE, HEALTH AND WELFARE

for Health Information, 18-G, R.H. Coats Building, Tunney's Pasture, Ottawa, Ontario, K1A 0T6 (Phone (613) 951-1654).

Note: This database is not available from Publication Sales and does not have a Statistics Canada catalogue number.

HEALTH REPORTS



82-003

Health reports / *Statistics Canada, Canadian Centre for Health Information. Quarterly. First issue 1989. Bilingual.*
ISSN 0840-6529.

DDC 614.4/271.

The report combines several existing health publications into a single comprehensive and easy-to-read journal-style report. Issued four times a year, this publication incorporates the best and most widely used features found in previous health publications. With concise text, distinctive charts and easy-to-read tables, it contains incisive analysis and key statistics. Each issue

features: an up-to-date list of recently released databases and publications; highlights of newly released data; analytical feature articles that support your understanding of statistical information; directions on how to obtain specialized tabulations and custom data services directly from the Canadian Centre for Health Information at Statistics Canada. Every edition will present notable statistics and informative feature articles.

	Per Issue	Per Year
Canada:	\$26.00	\$104.00
United States:	US\$31.25	US\$125.00
Other Countries:	US\$36.50	US\$146.00

Note: The following supplements to *Health reports* are not available from Publications Sales. Requests for them should be directed to G.McLean, (613) 951-1637, Information Officer, Information Request Unit, Canadian Centre for Health Information, Statistics Canada, R.H. Coats Bldg., 18th floor, Ottawa, Ontario K1A 0T6.

82-003S vol. 1 no. 1

Causes of death. Annual. First issue 1987. Bilingual.
ISSN 1180-2421.

DDC 304.6/4/0971.

The report presents the number of deaths by three-digit categories and four-digit sub-categories of the International Classification of Diseases (ICD). Injuries and the causes of death are shown by sex for the provinces, and by sex and age for Canada.

	Per Year
Canada:	\$30.00

82-003S vol. 1 no. 1

Hospital indicators, quarterly hospital information system. Quarterly. First issue April 1988/June 1988. Bilingual.

ISSN 1180-2405.

DDC. 362.1/1/0971.

Statistics are collected and published on a quarterly basis. Profiles are prepared on individual hospitals from the data. Total expenditures and patient days are estimated. A wide range of indicators is available including percentage occupancy, average length of stay, average number of visits, paid hours and operating expense per patient day.

	Per Issue	Per Year
Canada:	\$8.00	\$30.00

82-003S vol. 1 no. 1

Hospital morbidity. Annual. First issue 1984 85. Bilingual.

ISSN 1180-2464.

DDC 304.6/4/0971.

The tables present data on separations from general and

EDUCATION, CULTURE, HEALTH AND WELFARE

allied special hospitals listing the external causes of injury and poisoning by E codes 800-999.

Per Year

Canada: \$15.00

82-003S vol. 1 no. 1

Hospital statistics preliminary annual report. Annual.

First issue 1987. Bilingual.

ISSN 1180-2456.

DDC 362.1/1/0971.

This preliminary report contains tabulations, definitions and other explanatory detail on hospital utilization and expenditure data. The objective of this report is to provide, in a timely manner, useful information on the Canadian hospital sector. Although the figures presented are preliminary they nevertheless provide a reasonably accurate portrayal of hospital costs and utilization.

Per Year

Canada: \$15.00

82-003S vol. 1 no. 1

The leading causes of death at different ages.

Annual. First issue 1987. Bilingual.

ISSN 1180-2383.

DDC 304.6/4/0971.

The report gives information on current mortality patterns in Canada. The leading causes of death are ranked within major age groups and by sex.

Per Year

Canada: \$10.00

82-003S vol. 1 no. 1

List of Canadian hospitals. Annual. First issue 1988. Bilingual.

ISSN 1180-2391.

DDC 362.1/1/02571.

This report provides a list of individual hospitals operating during the year. The compilation includes the institutional name, postal address, ownership, type of service and approved bed complement by province.

Per Year

Canada: \$15.00

82-003S vol. 1 no. 1

Mortality, summary list of causes. Annual. First issue 1987. Bilingual.

ISSN 1180-2448.

DDC 304.6/4/0971.

The report shows data on the number of deaths and rates by age and sex for Canada and the provinces. It also includes a summary of vital statistics and

standardized death rates. Infant mortality, perinatal mortality, etc., by detailed causes are presented in the report.

Per Year

Canada: \$25.00

82-003S vol. 1 no. 1

Residential care facilities. Annual. First issue 1986/87. Bilingual.

ISSN 1180-2375.

DDC 362.1/6/0971.

This report presents statistics on residential care facilities which have four or more beds and are licensed, funded or approved by provincial or territorial departments of health or social services. These include facilities for the aged, the physically handicapped, psychiatrically disabled, developmentally delayed, emotionally disturbed children, residents with alcohol/drug problems, delinquents, transients and others including families in crisis. Included in the data are: number of residents broken down by age and sex, number of beds, personnel, expenditures and income.

Per Year

Canada: \$15.00

82-003S vol. 1 no. 1

Surgical procedures and treatments. Annual. First issue 1983/84-1984/85. Bilingual.

ISSN 1180-243X.

DDC 617/.0971.

This report provides data on separations from general and allied special hospitals involving surgery or therapeutic procedures. The data are organized according to the Canadian Classification of Diagnostics, Therapeutic and Surgical Procedures (CCP). The tables in this report are based on the Surgical Short List which is an abridged list of CCP codes.

Per Year

Canada: \$15.00

82-003S vol. 1 no. 1

Tuberculosis statistics, morbidity and mortality. Annual. First issue 1987. Bilingual.

ISSN 1180-2413.

DDC 614.5/42/0971.

The tables present data on all reported cases of tuberculosis in the population irrespective of where treatment is taking place. They provide more detailed data on new and reactivated cases of tuberculosis by province, age, diagnosis origin and bacteriological status.

Per Year

Canada: \$10.00

EDUCATION, CULTURE, HEALTH AND WELFARE

PUBLIC HEALTH

82-540E

Perspectives on health / by Janet Ableson, Peter Paddon, Claude Strohmer. 110p. 28 cm. 1983. E. and F.

ISBN 0-660-10896-8.

DDC 614.4/271.

The publication provides a complete picture of the health status of Canadians and the health care system in Canada. It is organized around five central themes: population demographics, determinants of health status, health status indicators, utilization of health services, and the health care system.

Per Issue

Canada:	\$8.00
United States:	US\$9.60
Other Countries:	US\$9.60

82-542E

Canadian women, profile of their health / by Louise Lapierre. 59 p. 28 cm. 1984. E. and F.

ISBN 0-660-11571-9.

DDC 362.1/0971.

The study examines the state of women's health in Canada, and how it is affected by socio-economic and demographic factors. Includes analysis, sources and limitations of the data and bibliography.

Price: Out of Print

82-543E

Demographic and health indicators : presentation and interpretation / Yves Peron and Claude Strohmer. 261 p. 28 cm. 1985. E. and F.

ISBN 0-660-11648-0.

DDC 362.1/028/7.

The publication presents more than 40 of the most frequently used indicators in the fields of population studies and public health along with clear explanations of their meaning, calculation and interpretation. It contains numerous examples and illustrations, mostly based on recent Canadian data from surveys, censuses, vital statistics, hospital statistics and diseases registries.

Per Issue

Canada:	\$30.00
United States:	US\$31.50
Other Countries:	US\$31.50

82-544

Cardio-vascular disease in Canada / by E. Nicholls, C. Nair, L. MacWilliam, J. Moen and Y. Mao. 181 p. 28 cm. 1986. Bilingual.

ISBN 0-660-52905-X.

DDC 616.1/2/00971.

This publication is the first comprehensive report in 15 years, about health risk number one. With 25 illustrative charts, it reviews major causes of death in Canada to put heart disease in context. Then, the causes of heart disease are examined in detail (heart attack, stroke, diseases of the arteries, ischemic heart disease, etc.). A look at hospital discharge rates is also included. The study also gives a global perspective, comparing Canada with other industrialized countries like the U.S., Switzerland and Japan.

Per Issue

Canada:	\$30.00
United States:	US\$31.50
Other Countries:	US\$31.50

82-545E

Canadian youth : perspectives on their health / by Louise Lapierre and Hélène Aylwin. 91 p. 28 cm. 1985. E. and F.

ISBN 0-660-11707-X.

DDC 613/.0433/0971.

The report was prepared to mark the occasion of International Youth Year. It examines recent trends and levels of lifestyle habits, fertility, health status and health care utilization among the Canadian population aged 15 to 24. The report is compiled from a wide range of data sources and presents many provincial breakdowns. Includes data quality, data analysis and bibliography.

Per Issue

Canada:	\$16.00
United States:	US\$17.00
Other Countries:	US\$17.00

82-546

Therapeutic abortions, Canada. Occasional. First issue 1983. Last issue 1983. Bilingual. **Discontinued.**

ISSN 0828-881X.

DDC 363.4/6/0971.

The publication contains information on therapeutic abortions performed in Canada authorized under Section 18, Criminal Law Amendment Act. It provides the number and rates of therapeutic abortions for the provinces and the territories, a list of hospitals with therapeutic abortion committees and selected medical and demographic characteristics of women obtaining therapeutic abortions.

EDUCATION, CULTURE, HEALTH AND WELFARE

	<i>Per Issue</i>
<i>Canada:</i>	\$7.00
<i>United States:</i>	US\$8.00
<i>Other Countries:</i>	US\$8.00

82-555E

Report of the Canadian Health and Disability Survey, 1983-1984. 108 p. 28 cm. 1986. E. and F.

ISBN 0-660-11966-8.

DDC 305.9/0816/0971.

This report summarizes the findings of detailed health and disability surveys carried out by Statistics Canada in 1983 and 1984. It presents data on: demographics (e.g., urban or rural residency), types of disability, causes of disability (e.g., circulatory, lower limbs), use of aids and prostheses, socio-economic disadvantage, and disabled children.

	<i>Per Issue</i>
<i>Canada:</i>	\$15.00
<i>United States:</i>	US\$16.50
<i>Other Countries:</i>	US\$16.50

82-562E

Canadian classification of diagnostic, therapeutic and surgical procedures / Statistics Canada, Health Division, Nosology Reference Centre. 2nd print. [with corrections and additions]. 604 p. 24 cm. 1986. E.

ISBN 0-660-11938-2.

DDC 616/.0012.

The new, revised issue of *Canadian classification of diagnostic, therapeutic and surgical procedures* published in 1986, lists 99 categories of procedures and their standard classification code numbers. The manual covers procedures from appendectomies to x-rays; information is arranged in chapters by major category and then broken into multiple sub-categories. An alphabetical index is included.

	<i>Per Issue</i>
<i>Canada:</i>	\$30.00
<i>United States:</i>	US\$40.00
<i>Other Countries:</i>	US\$40.00

82-563E

Highlights from the Canadian Health and Disability Survey, 1983-1984 / Statistics Canada, Health Division. 38 p. 28 cm. 1985. E. and F.

ISBN 0-660-11874-2.

DDC 305.9/0816/0971.

This preliminary report presents tabulations showing the levels and socio-demographic correlates of disability in the Canadian population aged 15 and over, based on data from a household sample survey conducted in October 1983 and June 1984. The estimates are based on a sample of 65,800 households representing 126,698

individuals. Also available on tape under reference 82-563T.

	<i>Per Issue</i>
<i>Canada:</i>	\$7.00
<i>United States:</i>	US\$8.00
<i>Other Countries:</i>	US\$8.00

82-565

Atlas of cancer mortality in British Columbia, 1956-1983 / Pierre R. Band, John J. Spinelli, Richard P. Gallagher, William J. Threlfall, Vincent T.Y. Ng., Mary L. McBride, T. Gregory Hislop, Andrew J. Coldman. 103 p. 28 cm. 1989. Bilingual.

ISBN 0-660-53411-8.

DDC 912/.161699409711.

During the period 1956 to 1983, a total of 52,891 men and 40,708 women died in British Columbia as a result of cancer. The atlas presents these deaths by 24 major organ systems and geographically by 75 school districts. Mortality for each type of cancer for each school district is compared to the provincial mortality rate for each type of cancer. The results of these comparisons are depicted on maps. The atlas also contains a discussion of major risk factors for each type of cancer presented. It will be a useful addition to reference material for public health workers and educators.

	<i>Per Issue</i>
<i>Canada:</i>	\$35.00
<i>United States:</i>	US\$36.00
<i>Other Countries:</i>	US\$36.00

82-601

Some facts about therapeutic abortions in Canada, 1970-1982 / Statistics Canada, Health Division, Institutional Care Statistics Section. 40 p. 28 cm. 1984. Bilingual.

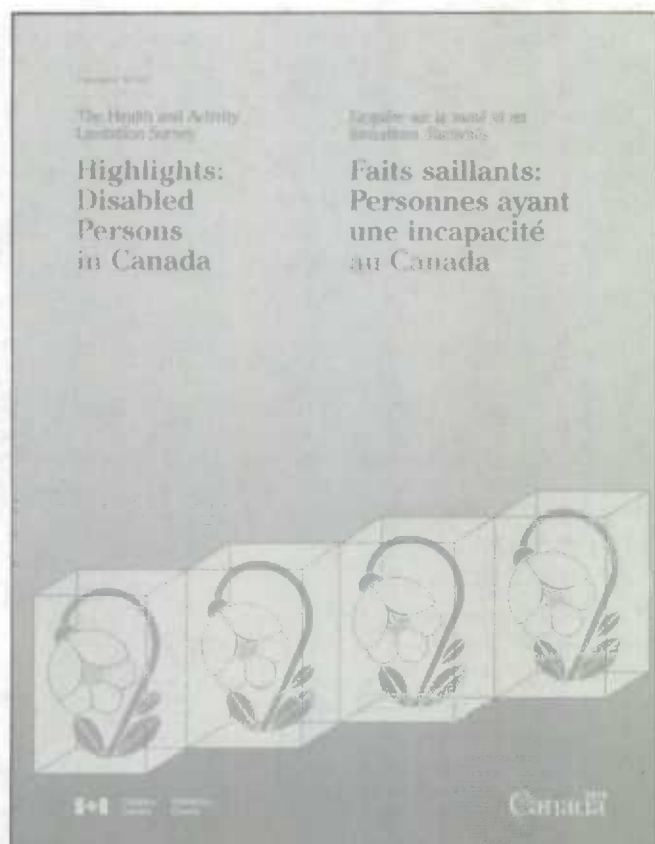
ISBN 0-660-52792-8.

DDC 362.1/9888/0971.

The publication provides a historical perspective to those therapeutic abortions conducted under the amended criminal code between the years of 1970 and 1982. It should be noted that the statistics portray only those legal abortions carried out in Canadian hospitals under the provisions of the Criminal Law Amendment Act.

	<i>Per Issue</i>
<i>Canada:</i>	\$7.00
<i>United States:</i>	US\$8.40
<i>Other Countries:</i>	US\$8.40

EDUCATION, CULTURE, HEALTH AND WELFARE



PROFILE SERIES, HEALTH AND ACTIVITY LIMITATION SURVEY

82-602

Highlights : disabled persons in Canada / Health and Activity Limitation Survey. 151 p. 28 cm. 1990. Bilingual.

ISBN 0-660-54223-4.

DDC 305/.90816/0971.

This publication profiles Canada's disabled population residing in households. The profile includes selected demographic data as well as information on the nature and severity of disability, lifestyle, out-of-pocket expenses, income, and the barriers encountered in everyday activities. Data are presented for various age groups, at the Canada, province and territory levels.

Per Issue

<i>Canada:</i>	\$25.00
<i>United States:</i>	US\$30.00
<i>Other Countries:</i>	US\$30.00

82-603 to 82-614

Subprovincial/subterritorial data / Health and Activity Limitation Survey. 12 v. 28 cm. 1989. Bilingual.

DDC 305/.90816/0971.

These publications, consisting of one publication for each province and territory in Canada, present a statistical profile of the disabled population residing in households. Included in this profile are selected demographic data from the 1986 Census of Canada as well as information on the nature and severity of the disability, the barriers encountered in education, employment, accommodation, transportation and leisure activities, the type of technical aids used or needed and any out-of-pocket expenses and income as a result of the health condition.

This series features data for the ten provinces and two territories with approximately 225 subprovincial, subterritorial areas, from the Health and Activity Limitation Survey, a comprehensive survey of disabled persons conducted in 1986 and 1987.

82-603 Newfoundland. 103 p.
ISBN 0-660-53445-2.

Per Issue

<i>Canada:</i>	\$26.00
<i>United States:</i>	US\$31.00
<i>Other Countries:</i>	US\$31.00

82-604 Prince Edward Island. 105 p.
ISBN 0-660-53446-0.

Per Issue

<i>Canada:</i>	\$26.00
<i>United States:</i>	US\$31.00
<i>Other Countries:</i>	US\$31.00

82-605 Nova Scotia. 121 p.
ISBN 0-660-53447-9.

Per Issue

<i>Canada:</i>	\$26.00
<i>United States:</i>	US\$31.00
<i>Other Countries:</i>	US\$31.00

82-606 New Brunswick. 121 p.
ISBN 0-660-53448-7.

Per Issue

<i>Canada:</i>	\$26.00
<i>United States:</i>	US\$31.00
<i>Other Countries:</i>	US\$31.00

82-607 Québec. 155 p.
ISBN 0-660-53449-5.

Per Issue

<i>Canada:</i>	\$30.00
<i>United States:</i>	US\$36.00
<i>Other Countries:</i>	US\$36.00

EDUCATION, CULTURE, HEALTH AND WELFARE

82-608 Ontario. 179 p.
ISBN 0-660-54200-5.

Per Issue

Canada: \$30.00
United States: US\$36.00
Other Countries: US\$36.00

82-609 Manitoba. 89 p.
ISBN 0-660-54201-3.

Per Issue

Canada: \$26.00
United States: US\$31.00
Other Countries: US\$31.00

82-610 Saskatchewan. 105 p.
ISBN 0-660-54202-1.

Per Issue

Canada: \$26.00
United States: US\$31.00
Other Countries: US\$31.00

82-611 Alberta. 107 p.
ISBN 0-660-54204-8.

Per Issue

Canada: \$26.00
United States: US\$31.00
Other Countries: US\$31.00

82-612 British Columbia. 107 p.
ISBN 0-660-54203-X.

Per Issue

Canada: \$26.00
United States: US\$31.00
Other Countries: US\$31.00

82-613 Yukon. 91 p.
ISBN 0-660-54205-6.

Per Issue

Canada: \$26.00
United States: US\$31.00
Other Countries: US\$31.00

82-614 Northwest Territories. 91 p.
ISBN 0-660-54206-4.

Per Issue

Canada: \$26.00
United States: US\$31.00
Other Countries: US\$31.00

Canadian Nurses Association, which published this title between 1979 and 1985, and Statistics Canada. It includes a description of the socio-economic characteristics of registered nurses in Canada, an account of nursing education programs, enrolments, graduations and the distribution of nurse educators in community colleges, hospitals and university schools of nursing.

Per Issue

Canada: \$18.00
United States: US\$22.00
Other Countries: US\$25.00

83-237

Residential care facilities for the aged. Annual. First issue 1984/85-1985/86. Last issue 1984/85-1985/86. Bilingual. **Discontinued.**

ISSN 0836-1762.

DDC 362.1/6/0971.

This report highlights statistics on facility characteristics, expenditures and revenues, manpower and movement of residents in facilities for the aged.

Per Issue

Canada: \$24.00
United States: US\$25.00
Other Countries: US\$25.00

83-238

Residential care facilities for mental disorders. Annual. First issue 1984/85-1985/86. Last issue 1984/85-1985/86. Bilingual. **Discontinued.**

ISSN 0836-1770.

DDC 362.2/3/0971.

This report highlights statistics relating to facility characteristics, expenditures and revenues, manpower and movement of residents in residential care facilities for mental disorders. These include facilities for the psychiatrically disabled, mentally retarded, emotionally disturbed children and centres for people with alcohol and drug problems.

Per Issue

Canada: \$24.00
United States: US\$25.00
Other Countries: US\$25.00

HOSPITALS AND HEALTH MANPOWER

83-226

Nursing in Canada. Annual. First issue 1975. Last issue 1988. Bilingual. **Discontinued.**

ISSN 0384-2592.

DDC 610.73/06/90971.

This publication is a collaborative undertaking by the

83-603

Canadian workload measurement system - respiratory technology/pulmonary function / Statistics Canada, Health Division, Institutional Statistics Section. 32 p. 28 cm. 1984. Bilingual.

ISBN 0-660-52809-6.

DDC 658.5/42.

Describes Canadian workload measurement system for hospitals and health services in the area of

EDUCATION, CULTURE, HEALTH AND WELFARE

respiratory/pulmonary diagnostics, and routine and critical care therapeutics.

Per Issue

Canada:	\$7.00
United States:	US\$8.40
Other Countries:	US\$8.40

VITAL STATISTICS

84-532

Life tables, Canada and provinces. Irregular. First issue 1970/1972. Last issue 1980/1982. Bilingual. **Discontinued.**

ISSN 0827-990X.

DDC 614.4/2/0971.

Contains life tables for Canada and the provinces for the three years centred around the 1981 Census year. The tables are by single year of age for Canada and the provinces (except Prince Edward Island for which abridged life tables are presented by five-year age groups). Includes methodology, explanations, and bibliography. **Note:** This publication is no longer published. However the data for 1985/1987 is available upon request. For further information, please contact: Beth Sander at (613) 951-1746.

Price: Back Issue

84-536E

Marriage, divorce and mortality : a life table analysis for Canada and regions, 1980-1982 / by O.B. Adams and D.N. Nagnur. 94 p. 28 cm. 1988. E. and F. ISBN 0-660-13081-5.

DDC 306.8/0971.

This report presents indicators of the lifetime incidence and duration of the events of marriage, divorce, widowhood and remarriage in the Canadian population. These indicators are derived from the application of single and multi-state life table techniques to the age-sex-marital status-specific rates of these events. The report contains detailed tables for Canada, and summary indicators for Canada and regions for the 1980-1982 and 1984-1986 periods. Selected international comparisons are presented and Canadian trends since the 1970-1972 period are examined as well.

Per Issue

Canada:	\$35.00
United States:	US\$36.00
Other Countries:	US\$36.00

84-542

Principal vital statistics by local areas. Quinquennial. First issue 1981. Last issue 1986. Bilingual. **Discontinued.**

ISSN 0700-1509.

DDC 304.6/0971.

According to the 1986 census, there are 266 counties and 6,009 localities in the ten provinces and two territories of Canada. For each of these counties and localities, this newly released 1986 issue contains information pertaining to population and numbers of live births, marriages, deaths and infant deaths for 1986.

Per Issue

Canada:	\$36.00
United States:	US\$37.00
Other Countries:	US\$37.00

84-544

Occupational mortality in British Columbia, 1950-1978 / by R.P. Gallagher, W.J. Threlfall, P.R. Band, J.J. Spinelli and A.J. Coldman. 72 p. + 33 microfiches. 28 cm. 1986. Bilingual.

ISBN 0-660-52872-X.

DDC 363.1/1/09711.

This publication is the first province-wide analysis of occupational mortality risks in Canada. The authors used information on usual lifetime occupation recorded on death registrations for residents of British Columbia who died between 1950 and 1978. Proportionate mortality ratios (PMR) were used to detect unusual patterns of mortality. Although the data represent only one province, the wide range of occupations in British Columbia makes the publication useful to the country as a whole.

Per Issue

Canada:	\$18.00
United States:	US\$19.00
Other Countries:	US\$19.00

JUSTICE STATISTICS

85-002

Juristat. Irregular. First issue, Oct. 1981. Bilingual.

ISSN 0715-271X.

DDC 347.71.

Each issue provides an analysis and detailed statistics on a different aspect of the justice system. The topics covered include: law enforcement, legal aid, correctional services, and adult and youth courts on national, provincial and territorial levels, as well as for selected major cities. Thousands of individual justice-related agencies and departments provide the information in these service bulletins. This is a unique periodical, of great interest to anyone looking for information on

EDUCATION, CULTURE, HEALTH AND WELFARE

Canada's justice system.

	<i>Per Issue</i>	<i>Per Year</i>
<i>Canada:</i>	\$3.90	\$78.00
<i>United States:</i>	US\$4.70	US\$94.00
<i>Other Countries:</i>	US\$5.45	US\$109.00

85-205

Canadian crime statistics. Annual. First issue 1960. Bilingual.

ISSN 0824-0337.

DDC 364/.971.

This publication provides in-depth statistical summaries of criminal incidents reported by Canada's law enforcement agencies. Rates and actual numbers describe various types of crime, including narcotic and drug offences, property crime and violent crime. Offences reported to Canadian police agencies are examined and results presented in detail at both national and provincial levels. Statistical tables, graphs and narratives are used extensively throughout the publication.

	<i>Per Issue</i>
<i>Canada:</i>	\$39.00
<i>United States:</i>	US\$47.00
<i>Other Countries:</i>	US\$55.00

85-209

Homicide in Canada, a statistical perspective. Annual. First issue 1961/1964. Last issue 1988. Bilingual. **Discontinued.**

ISSN 0825-432X.

DDC 364.1/52/0971.

This reference publication serves as the official release mechanism of annual homicide data in Canada. Its major objective is to provide information on the volume of homicides, the types and circumstances of homicide offences as well as the characteristics of victims and suspects involved. Information is available at the national, provincial/territorial and census metropolitan area levels. Data are presented for the current year and a historical perspective is also provided. **Note:** The data will henceforth be released through *The daily* (cat. no. 11-001E). For further information, please contact: Information & Client Services, Canadian Centre for Justice Statistics at (613) 951-9023.

	<i>Per Issue</i>
<i>Canada:</i>	\$37.00
<i>United States:</i>	US\$44.00
<i>Other Countries:</i>	US\$44.00

85-211

Adult correctional services in Canada. Annual. First issue 1981/82. Bilingual.

ISSN 0715-2973.

DDC 365/.971.

This publication provides descriptive data on custodial and non-custodial services in provincial, territorial and federal sectors. It also highlights caseload indicators, offender characteristics and expenditure data. Narrative summaries examine organizational structures, administrative procedures and correctional programs functioning at both institutional and community levels. A glossary is included.

	<i>Per Issue</i>
<i>Canada:</i>	\$39.00
<i>United States:</i>	US\$47.00
<i>Other Countries:</i>	US\$55.00

85-216

Legal aid in Canada. Annual. First issue 1985. Last issue 1985. Bilingual. **Discontinued.**

ISSN 0831-2281.

DDC 362.5/8/0971.

This publication provides historical and current perspectives of legal aid and its application on a national scale. Variability in organizational structures can be readily identified for comparative purposes and for understanding differences in service delivery. The publication also includes a demographic display of its user population in civil and criminal matters, a comprehensive glossary of terms and a directory of legal aid offices in Canada.

	<i>Per Issue</i>
<i>Canada:</i>	\$35.00
<i>United States:</i>	US\$36.50
<i>Other Countries:</i>	US\$36.50

85-506E

The future of national justice statistics and information in Canada : report from the Work Group of the National Project on Resource Coordination for Justice Statistics and Information (NPRC). 2 v. 23-28 cm. 1981. E. and F.

ISBN 0-660-10803-8 (v. 1, 164 p.);

ISBN 0-660-10804-6 (v. 2, 128 p.).

DDC 347.71/013.

Describes, in volume 1, the historical development of justice information and statistics. Contains a profile of information needs and resources of provinces and federal agencies. Volume 2 comprises background papers on: issues of privacy and confidentiality; systems technology applications; and the experience of other jurisdictions in this field.

Price: Back Issue

EDUCATION, CULTURE, HEALTH AND WELFARE

85-509

Civil courts in Canada / Statistics Canada, Canadian Centre for Justice Statistics. 183 p. 28 cm. 1985. Bilingual.

ISBN 0-660-52249-7.

DDC 347.71/012.

This publication presents descriptive information on civil courts operating across Canada, as of January 1, 1985. One of the publication's primary purposes is to provide a contextual framework within which future national civil court statistics can be analyzed. Areas examined include: administration of civil courts; civil law; court structures, hierarchies and location; civil procedure; and current developments in civil justice. Includes glossary of terms, civil matters by court level and jurisdiction and circuit court locations.

	<i>Per Issue</i>
<i>Canada:</i>	\$25.00
<i>United States:</i>	US\$26.50
<i>Other Countries:</i>	US\$26.50

85-511E

Profile of courts in Canada, 1987-1988 / Statistics Canada, Canadian Centre for Justice Statistics. 161 p. 28 cm. 1989. E. and F.

ISBN 0-660-12543-9.

DDC 347.71.

This publication presents detailed descriptive information on the operation of the court system across Canada. It includes a presentation of the levels and jurisdiction of the courts, the duties of the key functionaries, the structure and administration of the various court services branches, and local services to the courts. It is intended to offer information on Canada's courts in a way that makes similarities and differences among these courts easy to identify.

	<i>Per Issue</i>
<i>Canada:</i>	\$41.00
<i>United States:</i>	US\$49.00
<i>Other Countries:</i>	US\$49.00

85-522

Juvenile court statistics. Annual. First issue 1982/1983. Bilingual.

ISSN 0822-0441.

DDC 345.71/081.

This report provides an analytical summary of the 1983 survey data on Canadian juvenile courts collected by the Juvenile Justice Program of the Canadian Centre for Justice Statistics. The report focuses on interprovincial comparisons of overall courts and rates of delinquency charges adjudicated by the courts.

	<i>Per Issue</i>
<i>Canada:</i>	\$20.00
<i>United States:</i>	US\$21.00
<i>Other Countries:</i>	US\$21.00

85-523


Policing in Canada, 1986 / Statistics Canada, Canadian Centre for Justice Statistics. 85 p. 28 cm. 1986. Bilingual.

ISBN 0-660-52886-X.

DDC 363.2/0971.

Provides qualitative information on policing services in Canada at the federal, provincial and municipal levels, as well as summary police strength statistics. Material includes descriptions of: public sector police forces, police commissions, pertinent legislation and native policing. Convenient summary pages and graphics allow for quick overviews.

	<i>Per Issue</i>
<i>Canada:</i>	\$35.00
<i>United States:</i>	US\$36.50
<i>Other Countries:</i>	US\$36.50



EDUCATION, CULTURE, HEALTH AND WELFARE

WELFARE STATISTICS

86-501

Workmen's/workers' compensation, social security, provincial programs, 1980 / Statistics Canada, Health Division, Social Security Section. 63 p. 28 cm. 1980. Bilingual.

ISBN 0-660-53428-2.

DDC 368.4/1/00971.

Contains provincial and territorial program description and statistics on claims and compensation. Analyzes characteristics of claimants, degree of disability, duration of wage loss and other variables. Provides analysis in relation to the labour force, general population, personal income, assets and liabilities of the Workmen's Compensation Boards. Statistics for the period 1975 to 1977 are presented.

Price: Back Issue

86-502

Criminal injuries compensation. Triennial. First issue 1980. Bilingual.

ISSN 0833-5737.

DDC 362.8/8/0971.

With extensive analysis and numerous charts, this publication draws a national profile of Canada's criminal injuries compensation programs. Complete with tables and graphs, it discusses federal-provincial compensation agreements, the considerations behind compensation and appeal procedures, total net payments of plans (in constant and current dollars), victim characteristics, victim-assailant relationships, etc. Historical data are included.

Per Issue

Canada: \$25.00

United States: US\$26.50

Other Countries: US\$26.50

86-506

Social security, national programs. Volume 2, Unemployment insurance, 1984 / Statistics Canada, Health Division, Social Security Section. 292 p. 28 cm. 1984. Bilingual.

ISBN 0-660-50909-1.

DDC 368.4/4/00971.

In the present report, the main aspects of the program are described: coverage, funding, contributions and benefits. Benefits are given particular emphasis with statistical tables and analysis which are considerably expanded over the previous edition. Program information is generally current to the time of publication. Statistics are shown for the 1970s et early 1980s. Volume 1 was never published.

Price: Back Issue

86-507

Social security, national programs. Volume 3, Canada and Quebec pension plans, 1984 / Statistics Canada, Health Division, Social Security Section. 180 p. 28 cm. 1984. Bilingual.

ISBN 0-660-50910-5.

DDC 368.4/3/00971.

Two separate but complementary programs are presented with key statistics and program description. Includes data analysis, commentary on beneficiaries, contributors, payments, the funds of the two plans, and bibliography.

Price: Back Issue

86-508

Social security, national programs. Volume 4, Family allowances and related programs, 1982 / Statistics Canada, Health Division, Social Security Section. 104 p. 28 cm. 1982. Bilingual.

ISBN 0-660-50911-3.

DDC 368.4/00971.

The report deals with Family Allowances and the Child Tax Credit as well as former programs, Family Assistance and Youth Allowances. Statistics are presented for beneficiaries, their number and amounts paid. Statistics for the period 1951 to 1981 are presented along with provincial data. Includes data analysis and features of the programs.

Price: Back Issue

86-509

Social security, national programs. Volume 5, Old age security, guaranteed income supplement and spouse's allowance, 1982 / Statistics Canada, Health Division, Social Security Section. 81 p. 28 cm. 1982. Bilingual.

ISBN 0-660-50912-1.

DDC 368.4/3/00971.

Old Age Security, Guaranteed Income Supplement and Spouse's Allowance make up integral parts of a total program for the elderly. The report presents main features and statistical data on the recipients, and payments are related to demographic and macro-economic data to provide measures such as per capita and percent of Gross Domestic Product and personal income. Statistics are shown for the period 1951-1952 to 1980-1981.

Price: Back Issue

86-510

Social security, national programs. Volume 6, Social allowances and services, 1982 / Statistics Canada, Health Division, Social Security Section. 79 p. 28 cm. 1982. Bilingual.

EDUCATION, CULTURE, HEALTH AND WELFARE

ISBN 0-660-50913-X.
DDC 368.4/00971.

The report presents description and data on federal-provincial cost-shared welfare programs directed to assisting the elderly, the blind, the disabled and to general welfare, including the Canada Assistance Plan and Vocational Rehabilitation of Disabled Persons. Statistics are provided for the period 1951 to 1980. Included also are data analysis and bibliography.

Price: Back Issue

86-511

Social security, national programs. Volume 7, Other programs, 1982 / Statistics Canada, Health Division, Social Security Section. 198 p. 28 cm. 1983. Bilingual.

ISBN 0-660-50914-8.

DDC 361.6/0971.

The report presents statistics and description of five separate programs: Veterans; Indian Social Welfare; New Horizons; Family Planning Grants; National Welfare Grants. Statistics for the 1970's and early 1980's are provided. Includes data analysis and bibliographies.

Price: Back Issue

CULTURE STATISTICS

87-001

Culture communiqué. Irregular. First issue 1978. Bilingual.

ISSN 0822-6016.

DDC 338.4/7306/0971.

This bulletin is used to release advanced, timely data on cultural activities, institutions and industries in Canada. These data are often presented by province. They deal with book and periodical publishing, television, film, sound recording, libraries, museums, performing arts and other related subjects.

	Per Issue	Per Year
Canada:	\$4.90	\$49.00
United States:	US\$5.90	US\$59.00
Other Countries:	US\$6.90	US\$69.00

87-003

Travel-log. Quarterly. First issue, June 1982. Bilingual. (Touriscope).

ISSN 0713-2840.

DDC 381/.459171/04.

This quarterly presents a diverse range of tourism topics in an easy-to-read and attractive format drawing together the latest data from several tourism-related surveys conducted by Statistics Canada. Each issue includes a feature article and the latest national tourism indicators.

	Per Issue	Per Year
Canada:	\$10.50	\$42.00
United States:	US\$12.50	US\$50.00
Other Countries:	US\$14.75	US\$59.00



87-004

Focus on culture. Quarterly. First issue, Autumn 1989. Bilingual.

ISSN 0843-7548.

DDC 306/.0971.

This bulletin provides readers with articles based on the surveys of cultural industries, institutions and activities available through the Culture Statistics Program. Using graphs and an easy-to-read format, the articles discuss topical issues in the field of Canadian culture. Each quarterly issue releases new articles based on different cultural surveys.

	Per Issue	Per Year
Canada:	\$6.25	\$25.00
United States:	US\$7.50	US\$30.00
Other Countries:	US\$8.75	US\$35.00

EDUCATION, CULTURE, HEALTH AND WELFARE

87-202

Sound recording. Annual. First issue 1984. Bilingual.
ISSN 0847-1223.
DDC 338.4/7789912/0971.

This publication provides details on all aspects of the Sound Recording Survey including highlights and methodology. The survey is a census of all record and label companies in Canada engaged in: the production, leasing, licensing and sale of masters; the release and/or sale of recordings in various formats (i.e. single, album). The purpose of the publication is to disseminate data which will provide users with the information required for corporate decision-making, monitoring programs and reviewing policies. The tabulations focus on releases and sales of record and label companies during each financial year. Data are broken down by province (Quebec, Ontario, other), size of business, origin of financial control, and Canadian content. There is also a summary of the financial situation of record and label companies. A market estimate at the Canadian level, based on data from various surveys within Statistics Canada, is also provided. The reference section includes a list of other data sources. Previously *Culture statistics, sound recording, preliminary statistics*.

Per Issue

Canada:	\$22.00
United States:	US\$26.00
Other Countries:	US\$31.00

87-203

Periodical publishing. Annual. First issue 1984. Bilingual.
ISSN 0847-1231.
DDC 070.5/72/0971.

This publication provides details on all aspects of the Periodical Publishing Survey including highlights and methodology. The survey is a census of all periodicals published in Canada which are issued on a regular basis, more frequently than once a year but not more than once a week. The purpose of the publication is to disseminate data which will provide users with the information required for corporate decision-making, monitoring programs and reviewing policies. The tabulations focus on circulation and sales of periodicals published in Canada during each publisher's fiscal year. Data are broken down by regions, provinces, type of periodical, origin of editorial content and artwork, size of circulation per issue and size of annual revenue. There is also a summary of the financial profile of periodicals. The reference section includes a list of other data sources. Previously *Culture statistics, periodical publishing, preliminary statistics*.

Per Issue

Canada:	\$17.00
United States:	US\$20.00
Other Countries:	US\$24.00

87-204

Film and video in Canada. Annual. First issue 1983. Bilingual.
ISSN 0847-124X.
DDC 338.4/779143/0971.

This publication provides details on all aspects of the Culture Statistics Program's Film and Video Surveys including highlights and methodology. It covers four surveys: (1) film, video and audio-visual production; (2) motion picture laboratory operations and post-production services; (3) film and video distribution; and (4) motion picture theatres and drive-ins. The purpose of the publication is to disseminate data which will provide users with the information required for corporate decision-making, monitoring programs and reviewing policies. The tabulations focus on the financial year revenue, expenses, productions and labour force of the companies included in each survey. Data are broken down by province, by revenue group and by origin of financial control. Previously *Culture statistics, film industry, preliminary statistics*.

Per Issue

Canada:	\$22.00
United States:	US\$26.00
Other Countries:	US\$31.00



EDUCATION, CULTURE, HEALTH AND WELFARE

87-205

Public libraries in Canada. Annual. First issue 1982/1984. Bilingual.
ISSN 0843-7556.
DDC 027.471.

This publication contains data tables on public libraries in Canada, including: sources of revenue, expenditures, library collections and acquisitions, circulation, interlibrary loans, personnel and library facilities. Information is broken down by type of public library, province/territory and census metropolitan area. Statistical highlights and additional library data sources are also given.

	<i>Per Issue</i>
<i>Canada:</i>	\$30.00
<i>United States:</i>	US\$36.00
<i>Other Countries:</i>	US\$42.00

87-205S

Public libraries in Canada : a three year digest, 1982-1984 / Statistics Canada, Education Culture and Tourism Division. 117 p. 28 cm. 1989. Bilingual.
ISSN 0704-884X.
DDC 027.471.

This publication contains data tables on public libraries in Canada, including: sources of revenue, expenditures, library collections and acquisitions, circulation, interlibrary loans, personnel and library facilities. Information is broken down by type of public library, province/territory and census metropolitan area. Statistical highlights and additional library data sources are also given.

	<i>Per Issue</i>
<i>Canada:</i>	\$35.00
<i>United States:</i>	US\$36.00
<i>Other Countries:</i>	US\$36.00

87-206

Government expenditures on culture in Canada. Annual. First issue 1984/85. Bilingual.
ISSN 0847-1258.
DDC 354.710085.

This publication contains survey highlights and statistical tables on government (federal, provincial and local) expenditures on culture in Canada. Included are expenditures on libraries, heritage activities, performing arts, literary arts, visual arts and crafts, broadcasting, film and video, etc. This information is broken down by level of government, province/territory and type of expenditure (operating expenditures, capital expenditures, operating and capital grants and contributions). Also included are statistics on employment. Previously *Culture statistics, government expenditures on culture in Canada, preliminary statistics*.

Per Issue

<i>Canada:</i>	\$17.00
<i>United States:</i>	US\$20.00
<i>Other Countries:</i>	US\$24.00

87-207

Heritage institutions. Annual. First issue 1984/85. Bilingual.
ISSN 0847-0146.
DDC 069/0971.

This publication presents survey data highlights and statistical tabulations on non-profit heritage institutions. The heritage institutions covered include museums, art galleries, archives, historic sites, nature parks and other related institutions (e.g. zoos, botanical gardens, exhibition centres). Data tabulations focus on sources of revenues and types of expenditures; attendance; full-time and part-time personnel; and volunteers. This information is presented by province/territory, governing authority and type of heritage institution.

	<i>Per Issue</i>
<i>Canada:</i>	\$30.00
<i>United States:</i>	US\$36.00
<i>Other Countries:</i>	US\$42.00

87-208

Television viewing in Canada. Annual. First issue 1986. Bilingual.
ISSN 1180-3304.
Incorrect ISSN (0835- 6041) printed in the publication.
DDC 384.55/0971.

An annual analysis of the television viewing patterns of Canadians, including charts and tables, beginning with survey data from the fall of 1985. The average hours per week of television viewing, by sex and age groupings at the national and provincial levels, are illustrated. The percentage distribution of viewing time, by program origin and type and origin of station is also available for similar demographic categories including the language spoken in the home. Previously *Culture statistics, television viewing in Canada*.

	<i>Per Issue</i>
<i>Canada:</i>	\$26.00
<i>United States:</i>	US\$31.00
<i>Other Countries:</i>	US\$36.00

87-209

Performing arts. Annual. First issue 1986. Bilingual.
ISSN 1180-3312.
Incorrect ISSN (0838-4452) printed in the publication.
DDC 790.2/0971.

This publication presents data on Canada's professional, non-profit performing arts companies. Text includes data highlights, methodological and data quality

EDUCATION, CULTURE, HEALTH AND WELFARE

considerations and information on related data sources. Over 20 tables present current data, either by performing discipline and company size, or by province. The 1987 volume also contains final data for the 1983 through 1986 survey years, in the form of three summary tables per year.

Per Issue

Canada:	\$30.00
United States:	US\$36.00
Other Countries:	US\$42.00

87-210

Book publishing in Canada. Annual. First issue 1985/86. Bilingual.

ISSN 1180-3320.

Incorrect ISSN (0835-9857) printed in the publication.

DDC 338.4/70705/0971.

This publication contains data on book publishing and on exclusive distribution of books provided by firms having attained a certain level of revenues. Survey methodology and terminology are described. Figures on published titles and sales in Canada, based on the reporting firms' financial year, are usually broken down by size, language, financial control and province of the firm. Other tables present figures on the financial aid awarded to publishers, their employment data and their average financial position. Data on exclusive agency sales by publishers and distributors give information on another facet of the book industry in Canada. Since 1987-88, tables on publishing and sales of Canadian-authored titles as well as figures on sales outside Canada have been added. This publication, which summarizes the book publishing data bank for a particular year, provides users with the information required for corporate decision-making, monitoring programs and reviewing policies. Previously *Culture statistics, book publishing in Canada*.

Per Issue

Canada:	\$17.00
United States:	US\$20.00
Other Countries:	US\$24.00

87-401

Tourism in Canada. Biennial. First issue 1978/79. Bilingual. (Touriscope).


ISSN 0838-3863.

DDC 338.4/79171/0464.

This publication consists of analytical texts, charts and tables drawn from numerous sources, grouped together in nine chapters covering topics such as visitors to Canada, Canadian travellers, industries comprising the tourism sector, employment and the economic significance of tourism. It features a number of articles written by tourism experts from academia and from commercial and government sectors.

Per Issue

Canada:	\$40.00
United States:	US\$42.00
Other Countries:	US\$42.00



87-504

Domestic travel, Canadians travelling in Canada. Biennial. First issue 1979/80. Bilingual. (Touriscope).

ISSN 0835-9474.

DDC 338.4/79171/0464.

This publication presents data, charts, maps and an analytical text on trips and socio-economic characteristics of Canadians travelling within Canada. Trip information includes purpose, activities, mode of transportation, length of stay, duration, origin and destination (O. & D.) expenditures, including some provincial and metropolitan detail.

Per Issue

Canada:	\$42.00
United States:	US\$50.00
Other Countries:	US\$50.00

EDUCATION, CULTURE, HEALTH AND WELFARE

87-517

Government expenditures on culture in Canada / Statistics Canada, Education, Culture and Tourism Division. 52 p. 28 cm. 1982/83 to 1986/87. Bilingual.

ISBN 0-660-54221-8.

DDC 338.4/77/00971.

The publication presents statistical summaries and analysis of expenditures on culture by federal, provincial and local governments in Canada. It also links government cultural expenditures with federal and provincial cultural policies.

Per Issue

<i>Canada:</i>	<i>\$35.00</i>
<i>United States:</i>	<i>US\$42.00</i>
<i>Other Countries:</i>	<i>US\$42.00</i>

87-527

Arts and culture : a statistical profile / Statistics Canada, Education, Culture and Tourism Division, Projects and Analysis Section. 44 p. 28 cm. 1985. Bilingual.

ISBN 0-660-52853-3.

DDC 700/.971.

This publication presents interesting highlights on Canada's arts and culture, covering such topics as the labour force, heritage institutions and producers and distributors of cultural goods.

Per Issue

<i>Canada:</i>	<i>\$14.00</i>
<i>United States:</i>	<i>US\$15.00</i>
<i>Other Countries:</i>	<i>US\$15.00</i>

87-530

Culture statistics, performing musicians and composers, 1982 / Statistics Canada, Education, Culture and Tourism Division. 34 p. 28 cm. 1986. Bilingual.

ISBN 0-660-52851-7.

DDC 780/.971.

This publication presents selected data from the 1983 sample Survey of Performing Musicians and Composers. It combines the general characteristics of the population and examines musicians' employment and their income and artistic expenses.

Per Issue

<i>Canada:</i>	<i>\$10.00</i>
<i>United States:</i>	<i>US\$11.00</i>
<i>Other Countries:</i>	<i>US\$11.00</i>

87-532

Culture statistics, the economic impact of the arts and culture sector / Statistics Canada, Education, Culture and Tourism Division. 34 p. 28 cm. 1986. Bilingual.

ISBN 0-660-52880-0.

DDC 338.4/7306/0971.

This study addresses the matter of the economic value of the activities of this sector. Through an input-output model, the contribution of arts and culture to such key economic indicators as domestic output, Gross Domestic Product, and employment is explored. Estimates of direct, indirect, and induced economic impact upon these variables are provided for each of the major arts and culture sectors of written media, film, broadcasting, sound recording, performing arts, heritage institutions and libraries, government programs, and the wholesaling and retailing of arts and culture products. The study focuses on economic impact at the national level for 1981, with annual projections to 1984.

Per Issue

<i>Canada:</i>	<i>\$10.00</i>
<i>United States:</i>	<i>US\$11.00</i>
<i>Other Countries:</i>	<i>US\$11.00</i>

SCIENCE AND TECHNOLOGY

88-001

Science statistics. Irregular. First issue, Sept. 1983. Bilingual.

ISSN 0706-0793.

DDC 609/.71.

This publication, which consists of about 12 issues per year, presents a variety of science and technology statistics. Each issue concerns a different topic, for example: science and technology expenditures and personnel in business enterprises, the federal government or provincial governments; gross domestic expenditures on research and development (GERD); regional GERD; regional distribution of science and technology; R&D expenditures of private non-profit organizations; and the use of manufacturing technologies in Canada. Two issues of volume 13, released in 1989, dealt with the Survey of Manufacturing Technology.

Per Issue

Per Year

<i>Canada:</i>	<i>\$7.10</i>	<i>\$71.00</i>
<i>United States:</i>	<i>US\$8.50</i>	<i>US\$85.00</i>
<i>Other Countries:</i>	<i>US\$9.90</i>	<i>US\$99.00</i>

88-002

Indicators of science and technology / Statistics Canada, Science, Technology and Capital Stock Division. Quarterly. First issue, vol. 1, no. 1, 1989. Bilingual.

ISSN 0843-753X.

EDUCATION, CULTURE, HEALTH AND WELFARE

DDC 609/.71.

Scientific and technological change is one of the factors which determine the competitiveness of a firm, sector or economy. It is important to develop indicators of this activity, and thereby describe and understand the scientific and technological system and its role on society and the economy. This publication addresses this need by presenting various indicators such as human resources for science and technology, expenditures on research and development, international transfer of technology, and the use of manufacturing technologies. The topics discussed in this quarterly publication vary from issue to issue, and will correspond to the availability of updated statistics.

	<i>Per Issue</i>	<i>Per Year</i>
<i>Canada:</i>	\$18.00	\$72.00
<i>United States:</i>	US\$21.50	US\$86.00
<i>Other Countries:</i>	US\$25.25	US\$101.00

88-202

Industrial research and development statistics (with forecasts). Annual. First issue 1982. Bilingual.

ISSN 0824-8133.

DDC 607/.2/71.

This report summarizes research and development (R&D) activities performed and funded by Canadian business enterprises and industrial research institutes and associations. The data is used, for instance, to plan and evaluate R&D tax incentive programs, to provide indicators of the state of industrial innovation and to complement national aggregates for scientific R&D expenditures and personnel. Among the topics covered are current and capital expenditures on research and development, R&D expenditures as a percent of company sales, energy R&D expenditures by area of technology, sources of funds for intramural R&D, personnel engaged in R&D, and payments for technological services. Most historical tables are presented for 1982 to 1987 and disaggregated by 29 industrial groupings, size of R&D program, employment size, sales size, country of control and, by province with some data available for Montréal, the National Capital Region and Toronto. Canada totals for 1963 to 1989 are published for total R&D expenditures (in current and constant dollars), R&D expenditures compared to Gross Domestic Product, and sources of funds for R&D. Specific enquiries (i.e. survey methodology, reliability of the data) should be directed to the author division.

	<i>Per Issue</i>
<i>Canada:</i>	\$44.00
<i>United States:</i>	US\$53.00
<i>Other Countries:</i>	US\$62.00

88-204

Federal scientific activities. Annual. First issue 1984/1985. Bilingual.

ISSN 0824-0310.

Incorrect ISSN (0724-0310) printed in the publication.

DDC 609/.71.

This report provides statistical information of the Federal Government's activities in science and technology. Expenditure and person-year data are provided for the latest five years by type of science, by performing sector and by federal department or agency. Distribution of expenditures by province are provided for government laboratories and for payments to industry and universities. Technical notes, definitions, bibliography and subject index included.

	<i>Per Issue</i>
<i>Canada:</i>	\$44.00
<i>United States:</i>	US\$53.00
<i>Other Countries:</i>	US\$62.00

88-206E

Directory of federal government scientific & technological establishments. Annual. First issue 1985. E. and F.

ISSN 0829-6030.

DDC 001.4/025/71.

A listing of federal establishments engaged in scientific and technological activities in the natural sciences and engineering, containing information on activities performed, specialized equipment, the number of scientists and engineers, as well as identifying institutional name, and the name, address and phone number of a contact person.

	<i>Per Issue</i>
<i>Canada:</i>	\$25.00
<i>United States:</i>	US\$26.00
<i>Other Countries:</i>	US\$26.00

88-501E

An indicator of excellence in Canadian science / by James B. MacAulay. 111 p. 28 cm. 1985. E. and F.

ISBN 0-660-11445-3.

DDC 609/.71.

One of a series of background papers on science and technology indicators. This publication presents a methodology for evaluating Canada's contribution to world science through the number and relative influence of articles written by Canadian researchers. Results from a pilot study of the implementation of the procedures are provided.

	<i>Per Issue</i>
<i>Canada:</i>	\$40.00
<i>United States:</i>	US\$41.50
<i>Other Countries:</i>	US\$41.50

EDUCATION, CULTURE, HEALTH AND WELFARE

88-502E

International payments and receipts for technology. 48 p. 28 cm. 1984. E. and F.

ISBN 0-660-11446-1.

DDC 338.9/26.

This is a background paper for the science and technology indicators program. Examines the applicability of statistics of international payments and receipts for technology as an indicator of the volume of technological information transferred between countries. It contains a brief discussion of the theoretical foundations, limitations and uses of international payments and receipts data, as well as an overview of existing statistics. It includes case studies, and bibliography.

Price: Back Issue

88-503E

Technology and commodity trade. 40 p. 28 cm. 1984. E. and F.

ISBN 0-660-11447-X.

DDC 382/.456/0971.

This is a background paper for the science and technology indicators program. It examines the use of commodity trade statistics as an indicator of the international transfer of technology. It presents a review of the theoretical and statistical foundation of the indicator and outlines existing statistics and their uses. It includes analysis, bibliography, and high technology commodity list.

Price: Back Issue

88-504E

Patents as indicators of invention. 48 p. 28 cm. 1985. E. and F.

ISBN 0-660-11448-8.

DDC 608.771.

This paper examines the use of patent statistics as indicators of technological change in Canada. It describes the current status of patent statistics and analyzes the advantages and disadvantages of their use as indicators of invention; reviews the various types of indicators constructed on the basis of patent statistics; and presents recommendations for the development of statistical series. Includes bibliography.

Per Issue

Canada:	\$6.65
United States:	US\$8.00
Other Countries:	US\$8.00

88-505E

Industrial productivity and research and development indicators. 28 p. 28 cm. 1984. E. and F.

ISBN 0-660-11449-6.

DDC 607/.2/71.

This is a background paper for the science and technology indicators program. It describes the conceptual and statistical issues involved in the measurement of productivity change. In particular, it examines the role of research and development capital as a factor of production. It includes analysis, methodology, and bibliography.

Price: Out of Print

88-506E

A framework for measuring research and development expenditures in Canada. 42 p. 28 cm. 1984. E. and F.

ISBN 0-660-11381-3.

DDC 607/.2/71.

Describes the concepts, definitions, content and methodology underlying the gross domestic expenditures on research and development, a statistical series employed internationally to measure countries' research and development activities. This report is an adaptation, for Canada, of guidelines published by the Organization for Economic Co-operation and Development. Includes definitions, methodology and bibliography.

Price: Back Issue

88-507E

An indicator of excellence in Canadian science : summary report / by James B. MacAulay. 27 p. 28 cm. 1984. E. and F.

ISBN 0-660-11466-6.

DDC 609/.71.

Introduces the concept of using scientific literature as an indicator of Canadian research. Describes the theoretical development of a bibliometric analysis, presents a new measure of the quality of research in science and technology and outlines a procedure for using that measure to analyze scientific journals and research papers. Selected results of a pilot study of the implementation of the procedures are provided. Includes data analysis and bibliography.

Price: Back Issue

88-508E

Human resources for science and technology / Statistics Canada, Science Technology and Capital Stock Division. 90 p. 28 cm. 1988. E. and F.

ISBN 0-660-11467-4.

DDC 331.12/916/0971.

This publication attempts to describe the problems involved in creating, analyzing and using human resource indicators in science and technology policy formulation. And, from a strictly national perspective, it discusses the most widely accepted definitions and methods used. It examines the inventory of human

EDUCATION, CULTURE, HEALTH AND WELFARE

resources in science and technology, which includes: scientists, engineers and technologists; university and community college teachers, as well as students and graduates of postsecondary institutions.

Per Issue

Canada: \$36.00
United States: US\$37.00
Other Countries: US\$37.00

88-509

Price indexes for Canadian industrial research and development expenditures / Jeffrey I. Bernstein. 37 p. 28 cm. 1986. Bilingual.

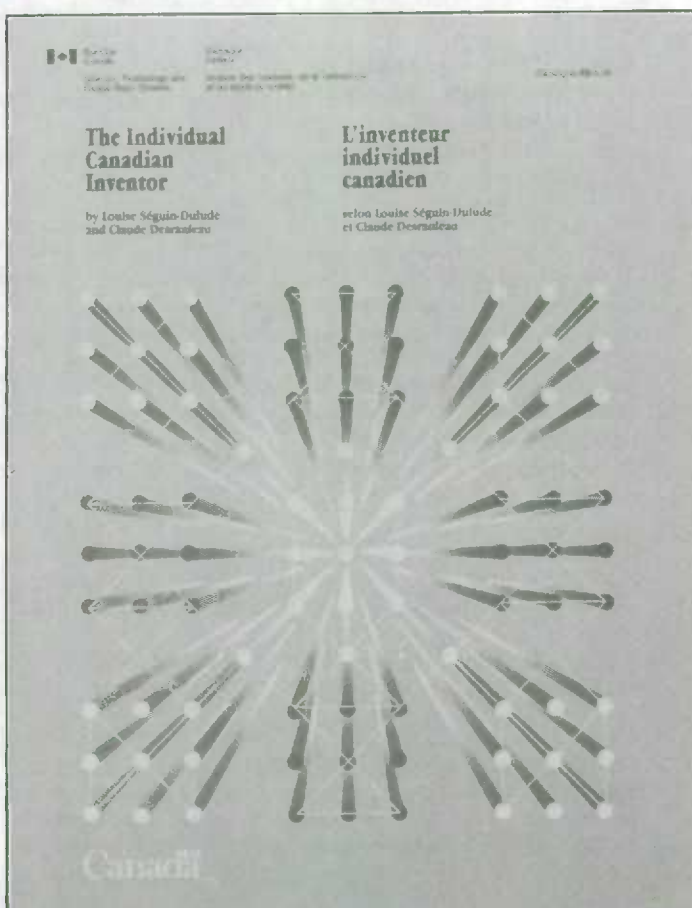
ISBN 0-660-52889-4.

DDC 607/.2/71.

This report presents price indexes for research and development expenditures are constructed for 26 industry groups containing 247 industries defined at the 3-digit Standard Industrial Classification. It also includes a general introduction, discussion of the data presented and conclusions.

Per Issue

Canada: \$20.00
United States: US\$21.00
Other Countries: US\$21.00



88-510

The individual Canadian inventor / by Louise Séguin-Dulude and Claude Desranleau. 101 p. 28 cm. 1989. Bilingual.

ISBN 0-660-54219-6.

DDC 608/.7/971.

The publication presents a profile, identifying the inventor's socio-demographic characteristics and examining the inventive process in terms of its nature and the time and resources devoted to invention and patenting. It also examines the extent to which the invention is commercialized, the forms of commercialization and the success rate.

Per Issue

Canada: \$43.00
United States: US\$52.00
Other Countries: US\$52.00

SOCIAL ANALYTICAL STUDIES

89-501E

University graduates and jobs : changes during the 1970s : a comparison of the occupations and industrial sectors entered by university graduates in 1971 and 1978 / by W.G. Picot. 137 p. 28 cm. 1983. E. and F.

ISBN 0-660-11231-0.

DDC 331.12/0971.

This publication examines the occupation and industries entered by university graduates during the first two years following graduation, and assesses if there were significant changes during the 1970s. Emphasis is placed on the type of jobs found by graduates of various disciplines, and the growth in degrees granted in those disciplines between 1970 and 1981. Includes data analysis and a bibliography.

Price: Back Issue

89-502E

Divorce : law and the family in Canada / D.C. McKie, B. Prentice, P. Reed. 249 p. 23 cm. 1983. E. and F.

ISBN 0-660-11283-3.

DDC 306.8/9/0971.

Facts, figures and analysis of the historical, social and legal aspects of divorce. This publication presents historical overview of marriage and divorce in Canada from the early 1800s to the present. In addition, using a detailed statistical record of all Canadian divorces from 1969 to 1979, the book examines divorce in Canada during the 1970s in light of the revised Divorce Act. Data analysis and bibliography included.

Price: Back Issue

EDUCATION, CULTURE, HEALTH AND WELFARE

89-503E

Women in Canada : a statistical report / Statistics Canada, Housing, Family and Social Statistics Division. 203 p. 28 cm. 1990. E. and F.
ISBN 0-660-13248-6.
DDC 305.4/0971.

Statistics Canada has produced an updated and expanded version of the original publication, last released in March 1985. This report analyzes the situation of Canadian women by exploring their demographic and cultural characteristics, living arrangements, income, labour force activity, health and criminal and victimization characteristics. Supported by more than 65 key colour charts and 190 tables, this report presents this wealth of information in a clear and concise form.

Per Issue

Canada:	\$35.00
United States:	US\$42.00
Other Countries:	US\$42.00

89-506

Longevity and historical life tables, 1921-1981 (abridged) : Canada and the provinces / by Dhruva Nagnur. 215 p. 28 cm. 1982. Bilingual.
ISBN 0-660-52882-7.
DDC 304.6/4/097102/1.

The publication presents 420 abridged life tables supplied for Canada and the provinces at five-year intervals from 1921 to 1981. Mortality statistics are provided in 15 different categories such as median and mean age at death, life expectancy at selected ages, and increase in years of life expectancy. An analytical text summarizes the important trends such as the phenomenal drop in infant, neonatal and post-neonatal death rates. The text deals with an important demographic trend regarding longevity.

Per Issue

Canada:	\$20.00
United States:	US\$21.50
Other Countries:	US\$21.50

89-507E

Canada's industries, growth in jobs over three decades : a review of the changing industrial mix of employment, 1951-1984 / W. Garnett Picot. 113 p. 23 cm. 1986. E. and F.
ISBN 0-660-11909-9.
DDC 331.12/5/0971.

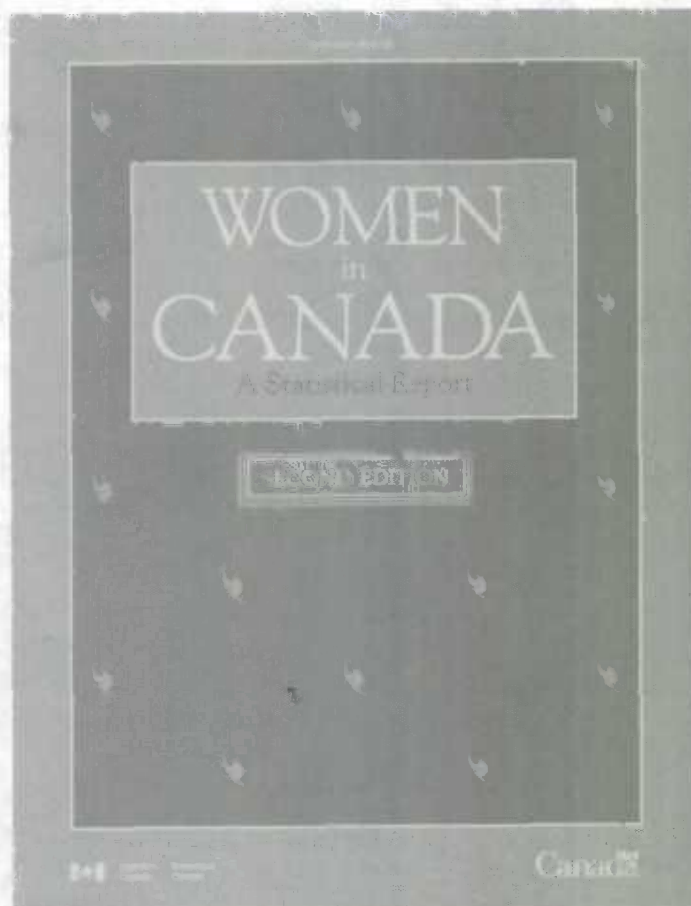
The report reviews employment trends in Canada's industries and service sectors between 1951 and 1984, and provides general explanations as to why the mix of employment among industries has changed. What has happened to employment growth in the public sector? Which service sector industries are providing the jobs? What causes the changing mix of employment among industries? The report concentrates on the two broad factors involved in the restructuring of industrial employment. Includes data analysis, data sources, definitions and bibliography.

Price: Out of Print

89-508

Family and friendship ties among Canada's seniors : an introductory report of findings from the General Social Survey / by Leroy O. Stone, with the assistance of Hubert Frenken and Edward Dak Ming Ng. 76 p. 28 cm. 1988. Bilingual.
ISBN 0-660-53415-0.
DDC 362.6/0971.

This national study looks at the kinds of family and friendship links upon which seniors rely for support. With an analysis of data collected in the 1985 General Social Survey, the publication shows how the network of family and friendship ties which one can expect to have varies systematically over the course of one's life. The study



EDUCATION, CULTURE, HEALTH AND WELFARE

demonstrates the substantial levels of help given to others by seniors, as well as the help they receive.

Per Issue

Canada:	\$20.00
United States:	US\$22.00
Other Countries:	US\$22.00

89-509

The family in Canada : selected highlights / Statistics Canada, Housing, Family and Social Statistics Division, Target Groups Project. 47 p. 28 cm. 1989. Bilingual.

ISBN 0-660-53439-8.

DDC 306.8/5/0971.

The charts in this publication highlight the changes in many aspects of family life. Topics include family formation; raising a family; the workplace and home; income, assets and expenditures; divorce and remarriage; the "empty nest"; living arrangements of elderly persons; and widowhood.

Per Issue

Canada:	\$35.00
United States:	US\$36.00
Other Countries:	US\$36.00

89-510

Immigrants in Canada, selected highlights / Statistics Canada, Housing, Family and Social Statistics Division, Target Groups Project. 56 p. 28 cm. 1990. Bilingual.

ISBN 0-660-54213-7.

DDC 325/.71.

The publication presents a comprehensive portrait of immigration since 1852 and of Canada's immigrant population today. It examines the immigrant population's demographics, education, place of birth, labour force activity, income and citizenship, as well as selected family and household characteristics.

Per Issue

Canada:	\$38.00
United States:	US\$46.00
Other Countries:	US\$46.00

89-511

Youth in Canada : selected highlights / Statistics Canada, Housing, Family and Social Statistics Division, Target Groups Project. 49 p. 28 cm. 1989. Bilingual.

ISBN 0-660-53440-1.

DDC 305.2/35/0971.

The charts in this publication provide an insight into Canada's young people by exploring, among other things, their demographic and cultural characteristics, living arrangements, educational attainment, labour force activity and health.

Per Issue

Canada:	\$35.00
United States:	US\$36.00
Other Countries:	US\$36.00

89-515

The seniors boom : dramatic increases in longevity and prospects for better health / by Leroy O. Stone and Susan Fletcher. 46 p. 28 cm. 1986. Bilingual.

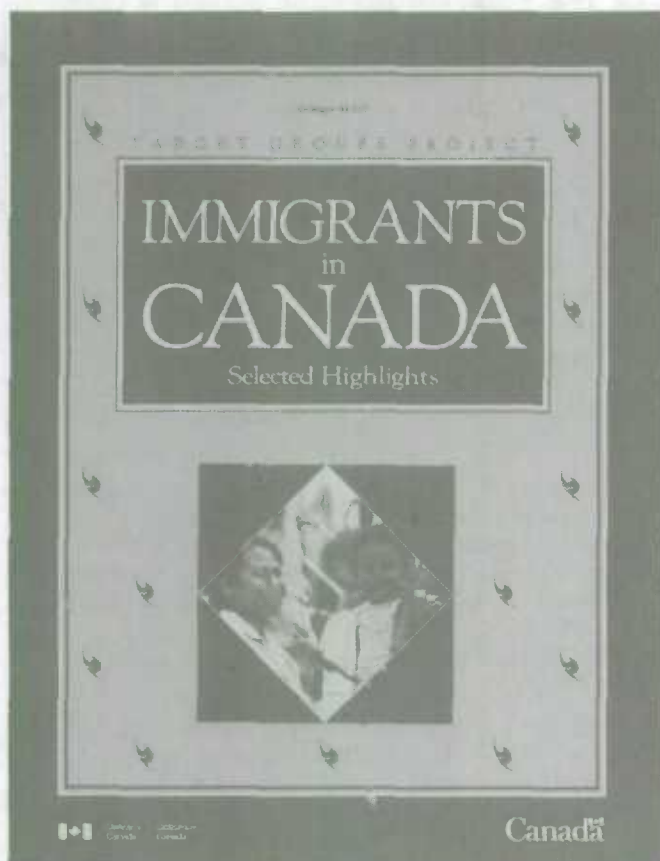
ISBN 0-660-52898-3.

DDC 305.2/6/0971.

This publication offers innovative approaches to analyzing data on aging. It charts Statistics Canada's latest projections of what will happen as the baby boomers pass through their senior years, as well as explores aspects of lifestyles that appear to promote better health among the elderly.

Per Issue

Canada:	\$9.95
United States:	US\$10.95
Other Countries:	US\$10.95



EDUCATION, CULTURE, HEALTH AND WELFARE

89-517E

Marrying and divorcing : a status report for Canada

/ Gordon McMillan. 16 p. 28 cm. 1988. E. and F.

ISBN 0-660-12530-7.

DDC 306.8/0971.

This report is an off-print of the principal findings of technical publication 84-536E. The report sketches general changes in marrying and divorcing in Canada between 1970 and 1986. It also examines provincial and regional variations and presents international comparisons. The indicators presented are developed through the application of life table techniques to vital statistics and census data.

Per Issue

<i>Canada:</i>	\$5.00
<i>United States:</i>	US\$6.00
<i>Other Countries:</i>	US\$6.00

89-518

The changing labour market for postsecondary graduates, 1975-1984

/ W. Garnett Picot and Ted Wannell, Doug Lynd. 86 p. 23 cm. 1987. Bilingual.

ISBN 0-660-52896-7.

DDC 331.11/423/0971.

This publication examines the growth in employment for graduates from various disciplines, trends in the supply of graduates and labour market conditions (salary and unemployment rates) for graduates in selected disciplines in 1978 and 1984. It also reviews employment trends in the economy as a whole between 1975 and 1984 and places changes in labour market conditions for graduates within this context. The study is intended to inform the public and contribute to a better understanding of issues by providing systematic quantitative analysis of changing labour market conditions. Major variables in this report include number of graduates by field, employment and salary, and unemployment statistics on graduates by field of study, and employment trends by occupation and industry for Canada and in some cases Canada excluding Quebec. This publication includes 14 tables and 32 charts.

Per Issue

<i>Canada:</i>	\$26.00
<i>United States:</i>	US\$27.50
<i>Other Countries:</i>	US\$27.50

CENSUS AND INTERCENSAL STUDIES

Contents	Page
Census and Intercensal Studies	
91 Population Estimates and Projections	114

POPULATION ESTIMATES AND PROJECTIONS

91-002

Quarterly demographic statistics. Quarterly. First issue, Jan./Mar. 1987. Bilingual.

ISSN 0835-4057.

DDC 304.6/0971.

This publication presents quarterly estimates of population for Canada, the provinces and territories as well as statistics on the following components of population change: births, deaths, marriages, immigration, emigration and interprovincial migration, the latter by origin and destination. Quarterly estimates of population are provided for the last eight years prior to the reference date of the publication, and statistics on the components are given with the reference quarter. This publication also contains highlights of current demographic trends and a brief description of the methods used to generate the statistics.

	Per Issue	Per Year
Canada:	\$7.50	\$30.00
United States:	US\$9.00	US\$36.00
Other Countries:	US\$10.50	US\$42.00

91-204


Postcensal estimates of families, Canada, provinces and territories. Annual. First issue 1947. Bilingual.

ISSN 0840-9188.

DDC 306.85/0971.

Annual estimates of the number of census families for Canada, the provinces and territories are presented in this publication. The family estimates are distributed by type (husband-wife, lone-parent), size, age of parents and age of children. This publication also contains highlights of current demographic trends relating to census families and a brief description of the methods used to generate the estimates.

	Per Issue
Canada:	\$17.00
United States:	US\$20.00
Other Countries:	US\$24.00



91-209E

Report on the demographic situation in Canada. Annual. First issue 1983. E. and F.

ISSN 0715-9293.

DDC 304.6/0971.

Report on major demographic developments in Canada in recent years. Highlights relate to population changes: births; deaths; nuptiality and divorce; life expectancy; infant mortality; leading causes of death; married and single mothers; international migration; interprovincial migration; changes in the concentrations and relative proportion of francophones and anglophones. Includes data analysis, glossary, and bibliography.

	Per Issue
Canada:	\$16.00
United States:	US\$19.00
Other Countries:	US\$22.00

CENSUS AND INTERCENSAL STUDIES

91-210

Postcensal annual estimates of population by marital status, age, sex and components of growth for Canada, provinces and territories. Annual. First issue 1982/1983. Bilingual.

ISSN 0827-9624.

Incorrect ISSN (0824-9563) printed in the publication.

DDC 304.6/0971.

This publication contains annual estimates of population providing a reliable profile of the current Canadian population by age, sex and marital status. Statistics by age and sex are also provided for the following components of demographic change: births, deaths, immigration, emigration and interprovincial migration. This publication also contains highlights of current demographic trends and a brief description of the methods used to generate the estimates.

Per Issue

Canada:	\$29.00
United States:	US\$35.00
Other Countries:	US\$41.00

91-211

Postcensal annual estimates of population for census divisions and census metropolitan areas (regression method). Annual. First issue 1982/1983. Bilingual.

ISSN 0824-9571.

DDC 304.6/0971.

The annual estimates of population presented in this publication for the census divisions and census metropolitan areas in Canada are produced by the regression-nested method. It also contains highlights of current demographic trends and a brief description of the methods used to generate the estimates.

Per Issue

Canada:	\$17.00
United States:	US\$20.00
Other Countries:	US\$24.00

91-212

Postcensal annual estimates of population for census divisions and census metropolitan areas (component method). Annual. First issue 1982. Bilingual.

ISSN 0825-1320.

DDC 304.6/0971.

This publication presents annual estimates of population produced by the component method for the census divisions and census metropolitan areas in Canada. Statistics for the following components are also included: births, deaths, immigration, emigration, interprovincial migration and intraprovincial migration. This publication includes highlights of current demographic trends and a brief description of the methods used to generate the

estimates.

Per Issue

Canada:	\$22.00
United States:	US\$26.00
Other Countries:	US\$31.00

91-518

Intercensal annual estimates of population by sex and age for Canada, provinces and territories 1981-1986 / Statistics Canada, Demography Division, Population Estimates Section. 62 p. 28 cm. 1988. Bilingual.

ISBN 0-660-53417-7.

DDC 304.6/0971.

Contains intercensal annual population estimates by sex and single years of age, for Canada, provinces and territories as of June 1, for the years 1981 to 1986. These intercensal estimates are revisions of the postcensal estimates already published in Catalogue no. 91-210. Details on the data highlights, definitions and bibliography are also included.

Per Issue

Canada:	\$33.00
United States:	US\$34.00
Other Countries:	US\$34.00

91-519

Intercensal annual estimates of population by marital status, age and sex for Canada, provinces and territories, 1981-1986 / Statistics Canada, Demography Division, Population Estimates Section. 107 p. 28 cm. 1988. Bilingual.

ISBN 0-660-53416-9.

DDC 304.6/0971.

Presents the intercensal estimates of the population, by sex and marital status, by single years of age from age 15 to age 44 and by quinquennial age groups from 45 years to 90 years and over, for Canada, provinces and territories as of June 1, for the years 1981 to 1986. Includes data highlights, definitions and bibliography.

Per Issue

Canada:	\$41.00
United States:	US\$42.00
Other Countries:	US\$42.00

91-520

Population projections for Canada, provinces and territories, 1989-2011 / prepared by J. Perreault. 192 p. 28 cm. 1990. Bilingual.

ISBN 0-660-54850-X.


DDC 304.6/2/0971.

The projections use 1989 population estimates as their base. The report takes into account emerging demographic trends, most notably trends in international

CENSUS AND INTERCENSAL STUDIES

and internal migration, and contain a range of projections by age and sex.

	<i>Per Issue</i>
Canada:	\$40.00
United States:	US\$48.00
Other Countries:	US\$48.00



91-521

Intercensal annual estimates of population for census divisions and census metropolitan areas, 1981-1986 / Statistics Canada, Demography Division, Population Estimates Section. 97 p. 28 cm. 1989. Bilingual.

ISBN 0-660-53418-5.
DDC 304.6/0971.

This report presents the annual intercensal estimates of population for census divisions and census metropolitan areas according to the 1981 geographic boundaries. Also included are the components of annual population change during the same period. The publication provides highlights, definitions of the terminology used, methods

and data sources and a description of the quality of the population estimates. It also presents detailed statistical tables containing the population estimates and the components.

	<i>Per Issue</i>
Canada:	\$35.00
United States:	US\$42.00
Other Countries:	US\$42.00

91-522

Projections of households and families for Canada, provinces and territories, 1989-2011 / prepared by D. Larrivée. 75 p. 28 cm. 1990. Bilingual.

ISBN 0-660-54224-2.
DDC 306.85/0971.

The projections take into account recent and emerging trends in the growth and structure of households and families. They include three alternative series, along with such breakdowns as family and non-family households, lone-parent families and the sex and age distribution of household maintainers.

	<i>Per Issue</i>
Canada:	\$30.00
United States:	US\$36.00
Other Countries:	US\$36.00

91-524E

Fertility in Canada : from baby-boom to baby-bust / A. Romaniuc. 156 p. 23 cm. 1984. E. and F.

ISBN 0-660-11330-9.
DDC 304.6/32/0971.

Presents a synthesis of the knowledge of current fertility in Canada. Analyses the levels and trends in fertility, the emerging reproductive patterns, birth control, factors in the current fertility decline, future course, and an international perspective. Includes data analysis and notes.

	<i>Per Issue</i>
Canada:	\$12.00
United States:	US\$14.00
Other Countries:	US\$14.00

91-527E

Income of immigrants in Canada : a census data analysis / R. Beaujot, K.G. Basavarajappa, R.B.P. Verma. 98 p. 23 cm. 1988. E. and F.

ISBN 0-660-12742-3.
DDC 339.2/2/0971.

Using census data, this study contains a very detailed analysis of the income of Canadians not born in Canada. Taken into consideration in the analysis are the duration of residence, occupation, level of education, country of origin, etc., in order to explain income differences between immigrants and the Canadian-born population.

CENSUS AND INTERCENSAL STUDIES

who are used as a comparison group. This 120-page document contains numerous tables and two-colour graphs.

Per Issue

Canada:	\$20.00
United States:	US\$21.00
Other Countries:	US\$21.00

91-528E

Population estimation methods, Canada / Statistics Canada, Demography Division. 117 p. 23 cm. 1987. E. and F.

ISBN 0-660-12028-3.

DDC 304.6/0971.

This publication provides under one cover, a detailed description of the methods employed by Statistics Canada to estimate the population of Canada, the provinces, territories, census divisions and census metropolitan areas. Throughout the eight chapters the following questions are addressed: How are the estimates produced? What are the data and their sources? and; How reliable are the estimates?

Per Issue

Canada:	\$25.00
United States:	US\$26.50
Other Countries:	US\$26.50

91-529

Intercensal estimates of families, Canada and provinces, 1981-1986 / Statistics Canada, Demography Division, Population Estimates Section. 81 p. 28 cm. 1988. Bilingual.

ISBN 0-660-53438-X.

DDC 306.8/5/0971.

With highlights, charts, and notes on methodology, this new publication provides the total number of census families for Canada and the provinces as of June 1, 1981 to 1986. It also includes the breakdown of the census family total by type (husband-wife and lone-parent) and size of family, by sex and age of parents, and age of children.

Per Issue

Canada:	\$36.00
United States:	US\$37.00
Other Countries:	US\$37.00

91-535E

New trends in the family : demographic facts and figures / Bali Ram. 96 p. 23 cm. 1990. E. and F.

ISBN 0- 660-13460-8.

Incorrect ISSN (0-660-12957-4) printed in the publication.

DDC 306.8/0971.

Using data from various censuses, from vital statistics and from surveys, the publication presents an analysis of emerging family patterns in Canada, dealing with a range of topics including marriage, divorce, childlessness, non-marital fertility, women's employment, child care, non-family living, lone-parents families and common-law unions.

Per Issue

Canada:	\$25.00
United States:	US\$30.00
Other Countries:	US\$30.00

91-536E

Caribbean immigrants : a demo-economic analysis /

Anthony H. Richmond. 85 p. 23 cm. 1989. E. and F.

ISBN 0-660-12957-4.

DDC 305.8/969729/071.

Including immigrants from Guyana and Bermuda, the Caribbean population enumerated in the 1981 Census numbered 211,205, of whom the largest groups were the Jamaicans (78,000) and the Haitians (27,000). They were a diverse population in terms of ethnicity, reflecting British, French, Afro-Caribbean and Asian ancestry. The publication compares the characteristics of this population with respect to age, sex, education and ethnic origin; with that of the Canadian population, and other immigrants, and measures their economic success.

Per Issue

Canada:	\$25.00
United States:	US\$30.00
Other Countries:	US\$30.00

1986 CENSUS

Contents	Page
Population	
92 <i>Population and Dwellings Counts</i>	118
92 <i>Place Name Reference Lists</i>	120
Population and Dwelling Characteristics	
93 <i>The Nation Series</i>	120
93 <i>Dimensions Series</i>	124
94/95 <i>Profile Series</i>	125
Census of Agriculture	
96 <i>Census of Agriculture</i>	132
Analytical Products	
98 <i>Metropolitan Atlas Series</i>	134
98 <i>Focus on Canada Series</i>	135
General and Geographic Reference	
99 <i>Reference Products (General)</i>	139
99 <i>User's Guides to 1986 Census Data</i>	140
99 <i>Geographic Reference Products</i>	141
99 <i>Enumeration Area Reference Lists</i>	142

For more information concerning the 1986 Census of Canada publications consult catalogue no. 99-103E **Products and services**.

POPULATION

This series of publications provides final, unrounded population and dwelling counts (1) in a national context (for example, counts for census divisions and census subdivisions across the country are grouped together into a single publication) and (2) in a provincial context (for example, counts for most standard levels of census geography - census division (CD), census subdivision (CSD), census consolidated subdivision (CCS), census metropolitan area (CMA), census agglomeration (CA), primary census metropolitan area (PCMA), primary census agglomeration (PCA), urban and rural - in a province are grouped together in a series of tables in one publication for each province).

POPULATION AND DWELLING COUNTS

Population and Dwelling Counts publications provide population counts for all areas designated as standard census geographic areas in Canada. Measures of change since 1981 are often listed and provide useful comparative data for the reader.

92-101

Census divisions and subdivisions. 270 p. 28 cm. 1987. Bilingual.
ISBN 0-660-53450-9.
DDC 304.6/0971.

This publication presents 1986 population counts for 266 census divisions (CDs) and 6009 census subdivisions (CSDs) for each province and territory. Population counts are ranked both provincially and nationally. For example, a given CSD in Newfoundland is ranked according to population as it compares to other CSDs in Newfoundland, and to all other CSDs across Canada. Data are listed alphabetically for CDs in Table 1 and alphabetically, and by decreasing population order for CSDs in Tables 2 and 3, respectively.

	Per Issue
Canada:	\$43.00
United States:	US\$53.00
Other Countries:	US\$53.00

92-102

Federal electoral districts. 99 p. 28 cm. 1987. Bilingual.

ISBN 0-660-53451-7.

DDC 304.6/0971.

The two tables in this publication contain data on population counts for Canada's 282 federal electoral districts (FEDs). Table 1 provides population counts of FEDs for 1981 and 1986, and lists percentage changes between the two. The number of occupied private dwellings in each FED in 1986 are also included. Table 2 lists 1986 population counts for both FEDs and census subdivisions within these FEDs. A map showing FED boundaries is also included as a useful addition to this publication.

	Per Issue
Canada:	\$22.00
United States:	US\$23.00
Other Countries:	US\$23.00

92-103

Federal electoral districts and census enumeration areas. 559 p. 28 cm. 1987. Bilingual.

ISBN 0-660-53452-5.

DDC 304.6/0971.

The final 1986 population counts for census enumeration areas (EAs) and the number of occupied private dwellings within these areas are featured in this publication. EA population counts and occupied dwelling counts are grouped by federal electoral districts (FEDs) with one table designated for each FED. A map showing FEDs is also provided with this release.

	Per Issue
Canada:	\$80.00
United States:	US\$93.00
Other Countries:	US\$93.00

1986 CENSUS

92-104

Census metropolitan areas and census agglomerations. 78 p. 28 cm. 1987. Bilingual.

ISBN 0-660-53453-3.

DDC 304.6/0971.

Data covered in this publication include 1981 and 1986 Census of Canada population counts for census metropolitan areas (CMAs), census agglomerations (CAs), primary census metropolitan areas (PCMAs) and primary census agglomerations (PCAs), for Canada. For a more detailed overview, population counts for component census subdivisions of CMAs, CAs, PCMAs and PCAs are also shown. CMAs and CAs are ranked nationally and provincially with percentage population changes also provided.

Per Issue

<i>Canada:</i>	\$24.00
<i>United States:</i>	US\$25.00
<i>Other Countries:</i>	US\$25.00

92-105

Unincorporated places. 388 p. 28 cm. 1988. Bilingual.

ISBN 0-660-53454-1.

DDC 304.6/0971.

This publication presents users with 1986 Census of Canada population counts for all unincorporated places (UPs) in Canada. A single table contained in this release lists all census UPs in alphabetical order, provides 1986 population counts and indicates the province, census division and census subdivision in which each UP is located. Additional data for UPs are found in the "Place Name Reference Lists" (Cat. nos. 92-121 to 92-123).

Per Issue

<i>Canada:</i>	\$57.00
<i>United States:</i>	US\$67.00
<i>Other Countries:</i>	US\$67.00

92-109 to 92-120

Population and dwelling counts, provinces and territories. 12 v. 28 cm. 1987. Bilingual.

DDC 304.6/0971.

These 12 publications provide final population counts from the 1986 Census of Canada for census divisions (CDs), census subdivisions (CSDs), census consolidated subdivisions (CCSs), census metropolitan areas (CMAs), census agglomerations (CAs) and rural and urban areas, for each of the 10 provinces and two territories in Canada. In addition to the 1986 population counts, each publication contains 14 detailed tables that feature a wide range of data. These include 1981 and 1986 population counts with percentage changes between the two, number of occupied private dwellings, land area,

population density, and national and provincial population rankings.

92-109 Newfoundland. 135 p.
ISBN 0-660-53455-X.*Per Issue*

<i>Canada:</i>	\$27.00
<i>United States:</i>	US\$28.50
<i>Other Countries:</i>	US\$28.50

92-110 Prince Edward Island. 108 p.
ISBN 0-660-53456-8.*Per Issue*

<i>Canada:</i>	\$21.00
<i>United States:</i>	US\$22.00
<i>Other Countries:</i>	US\$22.00

92-111 Nova Scotia. 108 p.
ISBN 0-660-53457-6.*Per Issue*

<i>Canada:</i>	\$21.00
<i>United States:</i>	US\$22.00
<i>Other Countries:</i>	US\$22.00

92-112 New Brunswick. 126 p.
ISBN 0-660-53458-4.*Per Issue*

<i>Canada:</i>	\$25.00
<i>United States:</i>	US\$26.00
<i>Other Countries:</i>	US\$26.00

92-113 Québec. 232 p.
ISBN 0-660-53459-2.*Per Issue*

<i>Canada:</i>	\$61.00
<i>United States:</i>	US\$71.00
<i>Other Countries:</i>	US\$71.00

92-114 Ontario. 238 p.
ISBN 0-660-53460-6.*Per Issue*

<i>Canada:</i>	\$46.00
<i>United States:</i>	US\$56.00
<i>Other Countries:</i>	US\$56.00

92-115 Manitoba. 128 p.
ISBN 0-660-53461-4.*Per Issue*

<i>Canada:</i>	\$25.00
<i>United States:</i>	US\$26.00
<i>Other Countries:</i>	US\$26.00

92-116 Saskatchewan. 196 p.
ISBN 0-660-53462-2.*Per Issue*

<i>Canada:</i>	\$39.00
<i>United States:</i>	US\$40.50
<i>Other Countries:</i>	US\$40.50

1986 CENSUS

92-117 Alberta. 138 p.
ISBN 0-660-53463-0.

Per Issue

Canada: \$29.00
United States: US\$30.50
Other Countries: US\$30.50

92-118 British Columbia. 180 p.
ISBN 0-660-53464-9.

Per Issue

Canada: \$36.00
United States: US\$37.50
Other Countries: US\$37.50

92-119 Yukon. 92 p.
ISBN 0-660-53465-7.

Per Issue

Canada: \$18.00
United States: US\$19.00
Other Countries: US\$19.00

92-120 Northwest Territories. 90 p.
ISBN 0-660-53466-5.

Per Issue

Canada: \$20.00
United States: US\$21.00
Other Countries: US\$21.00

PLACE NAME REFERENCE LISTS

92-121 to 92-123

Place name reference lists. 3 v. 28 cm. 1988.
Bilingual.
DDC 317.1.

Place Name Reference Lists contains three regional publications that feature 1986 Census of Canada population counts for the entire country. In addition, these publications also identify Standard Geographical Classification (SGC) codes and various geographical information such as latitude and longitude. Each of the three releases contains two tables for each province and territory. Table 1 lists all place names (ie. census subdivisions and unincorporated places) in alphabetical order, while Table 2 lists all places in SGC code order.

92-121 Atlantic provinces. 268 p.
ISBN 0-660-53467-3.

Per Issue

Canada: \$37.00
United States: US\$38.50
Other Countries: US\$38.50

92-122 Québec and Ontario. 285 p.
ISBN 0-660-53468-1.

Per Issue

Canada: \$40.00
United States: US\$41.50
Other Countries: US\$41.50

92-123 Western provinces and the Territories. 258 p.
ISBN 0-660-53469-X.

Per Issue

Canada: \$34.00
United States: US\$35.50
Other Countries: US\$35.50

POPULATION AND DWELLING CHARACTERISTICS

The Population and Dwelling Characteristics publications present a wide range of census data by variable, selected topics and standard geographic areas.

THE NATION SERIES

These 19 publications are designed to illustrate the scope and depth of information collected by the 1986 Census. This is achieved by presenting considerable detail for selected variables as well as cross-tabulating variables to show the analytical potential of the data. Unless otherwise indicated, data are provided for Canada, the provinces and the territories.

93-101

Age, sex and marital status. 132 p. 28 cm. 1987.
Bilingual.
ISBN 0-660-53470-3.
DDC 304.6/1/0971.

This publication provides some of the most fundamental demographic information collected during the 1986 Census of Canada. Variables include age, sex and marital status with data presented for 1921 up until 1986. In addition to presenting this historical overview, the five tables that make-up this publication also feature 1981-1986 data comparisons and detailed cross-classifications for 1986.

Per Issue

Canada: \$28.00
United States: US\$29.50
Other Countries: US\$29.50

93-102

Language, part 1. 193 p. 28 cm. 1987. Bilingual.
ISBN 0-660-53471-1.
DDC 305.7/0971.

The four tables that make-up this publication present mother tongue data from the 1986 Census of Canada. Detailed break-downs of languages reported in 1986, age distributions of populations who reported selected languages, and a comparison between 1981-1986 data for selected languages are the focus of this release. All data in this publication are cross-classified by sex.

1986 CENSUS

	<i>Per Issue</i>
Canada:	\$43.00
United States:	US\$53.00
Other Countries:	US\$53.00

93-103

Language, part 2. 365 p. 28 cm. 1989. Bilingual.
ISBN 0-660-53625-0.
DDC 305.7/0971.

This publication presents 1986 Census data on home language and official language distributions. Distributions are cross-classified by age group, sex, mother tongue and mobility status. More specifically, the 10 tables contained in this publication include detailed information on the language most often spoken at home, place of residence and language characteristics of the population, and ability to carry on a conversation in English and French--- Canada's two official languages. Census data from 1981 are also included in this release and thus provide an opportunity for comparative analyses.

	<i>Per Issue</i>
Canada:	\$54.00
United States:	US\$64.00
Other Countries:	US\$64.00

93-104

Dwellings and households, part 1. 103 p. 28 cm. 1987. Bilingual.
ISBN 0-660-53472-X.
DDC 304.6/0971.

This publication presents final 1986 Census data on dwellings and private households. The 10 tables that make-up this publication feature statistics on a variety of dwelling characteristics, type and size of private household, as well as age and sex of the household maintainer, and whether or not the household maintainer rents or owns. Historical data from the 1961, 1966, 1971, 1976 and 1981 Censuses also appear in this release.

	<i>Per Issue</i>
Canada:	\$33.00
United States:	US\$34.50
Other Countries:	US\$34.50

93-105

Dwellings and households, part 2. 241 p. 28 cm. 1989. Bilingual.
ISBN 0-660-53626-9.
DDC 363.5/0971.

This publication features 15 tables that provide final 1986 Census data on private households and dwellings. Statistics have been collected on a 20% sample basis and are classified according to a variety of variables. These include tenure, structural type, number of persons in a household, type of household, age and sex of

household maintainer, costs of maintaining a shelter and 1985 household incomes.

	<i>Per Issue</i>
Canada:	\$45.00
United States:	US\$55.00
Other Countries:	US\$55.00

93-106

Families, part 1. 132 p. 28 cm. 1987. Bilingual.
ISBN 0-660-53473-8.
DDC 306.8/5/0971.

Statistics on census families, persons in families, and non-family persons are the focus of this publication. These subject matter are explored in relation to age group, sex, marital status, family structure and living arrangements. In addition to 1986 Census data, census counts from 1971, 1976 and 1981 are also included and thus provide an opportunity for comparative analyses.

	<i>Per Issue</i>
Canada:	\$28.00
United States:	US\$29.50
Other Countries:	US\$29.50

93-107

Families, part 2. 378 p. 28 cm. 1989. Bilingual.
ISBN 0-660-53627-7.
DDC 306.8/5/0971.

This publication presents 1986 Census data collected from one in five households. The 19 tables that make-up this publication feature statistics for various classifications of census families as well as non-family persons living in private households. Data are presented in terms of a variety of socio-economic characteristics such as level of schooling, labour force activity and average family income. Although the majority of tables include data for Canada, the provinces and the territories, some tables present 1986 data for Canada only.

	<i>Per Issue</i>
Canada:	\$43.00
United States:	US\$53.00
Other Countries:	US\$53.00

93-108

Mobility status and interprovincial migration. 310 p. 28 cm. 1989. Bilingual.
ISBN 0-660-53628-5.
DDC 304.8/20971.

This publication presents 1986 Census data on the mobility status of Canadian residents. The 11 tables featured in this release contain current and historical data that focus on the movement of Canadians both interprovincially and by the components of interprovincial migration (ie. in- out- and net migration). Data are presented with respect to demographic, educational and

1986 CENSUS

employment characteristics, and are cross-classified by sex.

	<i>Per Issue</i>
<i>Canada:</i>	\$41.00
<i>United States:</i>	US\$43.00
<i>Other Countries:</i>	US\$43.00

93-109

Ethnicity, immigration and citizenship. 442 p. 28 cm. 1989. Bilingual.

ISBN 0-660-53629-3.

DDC 305.8/0971.

This publication is divided into two parts. Part 1 (Tables 1 to 4) focuses on distributions of population by ethnic origin, and Part 2 (Tables 5 to 8) presents population distributions by period of immigration and citizenship. In addition, immigrant and non-immigrant populations are highlighted by place of birth: Table 8 presents place of birth data for both 1981 and 1986 immigrant populations. All data reported in this release are cross-classified by sex.

	<i>Per Issue</i>
<i>Canada:</i>	\$59.00
<i>United States:</i>	US\$69.00
<i>Other Countries:</i>	US\$69.00

93-110

Schooling and major field of study. 721 p. 28 cm. 1989. Bilingual.

ISBN 0-660-53630-7.

DDC 370./0971.

This publication provides the reader with a comprehensive look at schooling statistics for the country. The 10 tables that appear in this publication contain both 1986 Census data and historical data dating back to 1951, for persons 15 years of age and over. The report is detailed and focuses on level of schooling, major field of study and highest degree, certificate or diploma attained. Economic performance and how it relates to higher educational achievement is also examined.

	<i>Per Issue</i>
<i>Canada:</i>	\$60.00
<i>United States:</i>	US\$70.00
<i>Other Countries:</i>	US\$70.00

93-111

Labour force activity. 357 p. 28 cm. 1989. Bilingual.

ISBN 0-660-53631-5.

DDC 331.11/0971.

This publication presents 1986 Census data collected from one in five households in Canada. The four tables found in this release contain data on labour force activity for the population 15 years of age and over. Tables 1

and 2 present historical data from 1971 to 1986 and from 1981 to 1986, respectively; the data found in Table 2 are for the female population only. Tables 3 and 4 present 1986 labour force activity as it relates to selected demographic and education variables.

	<i>Per Issue</i>
<i>Canada:</i>	\$46.00
<i>United States:</i>	US\$56.00
<i>Other Countries:</i>	US\$56.00

93-112

Occupation. 499 p. 28 cm. 1989. Bilingual.

ISBN 0-660-53632-3.

DDC 331.7/0971.

This publication features two tables that provide a detailed overview of labour force activity across Canada. Occupation data are presented in relation to a number of variables. These include sex, age group and class of worker, that is, whether a person is a paid worker, a self-employed unincorporated individual or an unpaid family worker. In addition, labour force activity for both employed and unemployed males and females, and number of weeks worked in 1985 are also tabulated.

	<i>Per Issue</i>
<i>Canada:</i>	\$77.00
<i>United States:</i>	US\$90.00
<i>Other Countries:</i>	US\$90.00

93-113

Industry. 383 p. 28 cm. 1989. Bilingual.

ISBN 0-660-53633-1.

DDC 331.7/0971.

The two tables that make-up this publication present 1986 Census of Canada data on industry. Industry names are listed according to 1980 Standard Industrial Classifications and are classified by age group, sex and class of worker. Industry is also explored in terms of labour force activity, that is the total number of males and females employed or unemployed in the labour force since January 1, 1985, and the number of weeks worked in 1985. All data are collected for persons 15 years of age and over.

	<i>Per Issue</i>
<i>Canada:</i>	\$58.00
<i>United States:</i>	US\$68.00
<i>Other Countries:</i>	US\$68.00

93-114

Total income, individuals. 206 p. 28 cm. 1989. Bilingual.

ISBN 0-660-53634-X.

DDC 339.2/097102.

This publication highlights income size distributions for the population 15 years of age and over. Table 1

1986 CENSUS

presents income statistics for 1980 and 1985, and provides users with an opportunity to compare incomes in terms of constant (1985) dollars. The remaining nine tables examine 1985 individual income size distributions by sex, sources of income, major source of income, marital status, age group, major field of study, ethnic origin and a number of other variables.

Per Issue

Canada: \$30.00
 United States: US\$32.00
 Other Countries: US\$32.00

93-115

Employment income : individuals. 219 p. 28 cm. 1989. Bilingual.

ISBN 0-660-53635-8.

DDC 331.2/971.

This publication consists of 11 tables that together present a comprehensive overview of employment income size distributions. Data have been collected for persons 15 years and over with emphasis on such variables as sex, age, highest level of schooling, major field of study, mother tongue, official language, class of worker and number of weeks worked in 1985. In addition to 1986 Census data, 1981 Census data are also presented with one table featuring a comparative look at 1980 and 1985 employment incomes.

Per Issue

Canada: \$31.00
 United States: US\$33.00
 Other Countries: US\$33.00

93-116

Employment income by occupation. 299 p. 28 cm. 1989. Bilingual.

ISBN 0-660-53636-6.

DDC 331.7/00971.

The three tables that make-up this publication present 1986 Census data on average employment income and average wages and salaries. All statistics are collected for persons 15 years of age and over, and are presented according to detailed occupational listings as well as other selected variables. These include sex, age groups, highest level of schooling and work activity in 1985. Census data from 1981 are also highlighted.

Per Issue

Canada: \$42.00
 United States: US\$52.00
 Other Countries: US\$52.00

93-117

Family income : census families. 284 p. 28 cm. 1989. Bilingual.

ISBN 0-660-53637-4.

DDC 339.2/2/0971.

This publication presents a detailed picture of 1985 income size distributions for census families and non-family persons across Canada. These 1986 Census data are explored in terms of family structure, sources of income, number and combination of employment income recipients, work activity, age, level of schooling and period of immigration. Two of the 15 tables contained in this release also feature income size distributions from the 1981 Census, in constant (1985) dollars.

Per Issue

Canada: \$36.00
 United States: US\$38.00
 Other Countries: US\$38.00

93-118

Family income : economic families. 220 p. 28 cm. 1990. Bilingual.

ISBN 0-660-53638-2.

DDC 339.2/2/0971.

The focus of this publication is on 1985 income distributions for economic families and unattached individuals, 15 years of age and over in private households. These 1986 Census data are presented in relation to family structure, age, sex, source of income, family size, number of children, education, ethnic origin, and incidence of low income. Two out of the 11 tables contained in this release also explore distributions of economic families and unattached individuals by the size of difference between their 1985 income and the applicable low income cut-off; the cut-off calculations are instrumental in identifying lowest income groups. In addition, 1980 and 1985 family income tabulations for Canada are presented together and provide an opportunity for comparative analysis.

Per Issue

Canada: \$29.00
 United States: US\$31.00
 Other Countries: US\$31.00

93-119

Household income : private households. 177 p. 28 cm. 1989. Bilingual.

ISBN 0-660-53639-0.

DDC 339.2/2/0971.

This 1986 Census publication gives users a detailed look at 1985 income size distributions for private households across Canada. The 10 tables that make-up this release explore this data with reference to a number of variables. These include household type, tenure, number of persons, number and presence of children and selected characteristics for the household maintainer. One table also presents comparable household income distributions for 1980 and 1985.

1986 CENSUS

	<i>Per Issue</i>
<i>Canada:</i>	\$28.00
<i>United States:</i>	US\$30.00
<i>Other Countries:</i>	US\$30.00

DIMENSIONS SERIES

Over the years census publication users have expressed considerable interest in particular subject matter. The "Dimensions" series features information on these subject matter, which include profiles on selected populations including ethnic groups and immigrant populations; detailed break-downs and cross-tabulations on occupational trends, industrial trends and language transfer and retention; and an in-depth look at census metropolitan areas. The seven publications contained in this series present data for Canada alone, as well as for Canada, the provinces and the territories.

93-151

Occupational trends, 1961-1986. 302 p. 28 cm. 1988. Bilingual.

ISBN 0-660-53640-4.

DDC 331.7/00971.

This publication provides a historical perspective on occupational trends for the labour force 15 years of age and over for Canada, the provinces and the territories. In Table 1, occupational data are divided according to major groups and sex, whereas in Table 2, data are classified by detailed occupation and sex. It is important to note that labour force and occupation data have been adjusted as much as possible to permit accurate comparisons between 1961, 1971, 1981 and 1986 Censuses.

	<i>Per Issue</i>
<i>Canada:</i>	\$36.00
<i>United States:</i>	US\$38.00
<i>Other Countries:</i>	US\$38.00

93-152

Industry trends, 1951-1986. 163 p. 28 cm. 1988. Bilingual.

ISBN 0-660-53641-2.

DDC 331.12/0971.

This publication offers a broad overview of industry trends for both sexes 15 years of age and over who make-up the "experienced labour force". Table 1 presents a less detailed break-down of industry listings with census data from 1951 to 1986, whereas Table 2 features "detailed industry" listings with census data from 1971, 1981 and 1986 only. All data are based on, or adjusted for the 1970 Standard Industrial Classification and are reported for Canada, the provinces and where applicable, the territories.

	<i>Per Issue</i>
<i>Canada:</i>	\$29.00
<i>United States:</i>	US\$31.00
<i>Other Countries:</i>	US\$31.00

93-153

Language retention and transfer. 637 p. 28 cm. 1989. Bilingual.

ISBN 0-660-53642-0.

DDC 305.7/0971.

For some the language most often spoken at home differs from the language first learned in childhood (mother tongue). Taken together, these are referred to as language transfers or language shifts and are a major factor in determining the mother tongue of the next generation. This publication presents 1981 and 1986 Census data on language transfer and retention, based on mother tongue by sex and age, and relative to a number of other variables. These variables include home language, ability to speak Canada's two official languages, and ethnic origin. The data featured in this release are presented in four tables, for Canada, the provinces, the territories as well as for selected census metropolitan areas.

	<i>Per Issue</i>
<i>Canada:</i>	\$84.00
<i>United States:</i>	US\$97.00
<i>Other Countries:</i>	US\$97.00

93-154

Profile of ethnic groups. 383 p. 28 cm. 1989. Bilingual.

ISBN 0-660-53643-9.

DDC 305.8/0971.

This publication features three detailed tables profiling 60 selected ethnic groups and 16 major ethnic categories; the composition of the major categories is displayed in Appendix 2. In order to present a comprehensive overview of Canada's diverse ethnic communities, a number of variables including a variety of demographic, social and economic characteristics are explored in this release. 1986 Census data are reported for Canada only, but extensive single, multiple and total responses combine to give users an insightful look into the subject matter.

	<i>Per Issue</i>
<i>Canada:</i>	\$49.00
<i>United States:</i>	US\$59.00
<i>Other Countries:</i>	US\$59.00

93-155

Profile of the immigrant population. 309 p. 28 cm. 1989. Bilingual.

ISBN 0-660-53644-7.

DDC 305.8/0971.

1986 CENSUS

According to 1986 Census data, the majority of people immigrate to Canada as young adults. In fact, almost one-half arrive between the ages of 20 to 39. This is just one aspect highlighted in this 13 table publication that features a detailed profile of immigrant and non-immigrant populations for Canada, the provinces and the territories. This release also explores immigrant populations by immigration period and sex, and non-immigrant populations by sex alone, relative to a number of demographic, social and economic characteristics.

	<i>Per Issue</i>
<i>Canada:</i>	\$39.00
<i>United States:</i>	US\$41.00
<i>Other Countries:</i>	US\$41.00

93-156

Census metropolitan areas. 625 p. 28 cm. 1989. Bilingual.

ISBN 0-660-53645-5.

DDC 307.7/64/0971.

This publication presents census data exclusively for census metropolitan areas (CMAs). The 22 tables that make-up this publication are divided into 2 parts with 1981 and 1986 Census data presented for Canada and the provinces. Part 1 presents tabulations based on 100% data that cover demographic and family characteristics as well as mother tongue. Part 2 contains data collected on a 20% sample that focus on variables relating to dwelling and household, culture, education, mobility, economics and income. In order to facilitate comparisons between 1981 and 1986 data, 1981 CMA boundaries have been adjusted to 1986 boundary delineations.

	<i>Per Issue</i>
<i>Canada:</i>	\$65.00
<i>United States:</i>	US\$78.00
<i>Other Countries:</i>	US\$78.00

93-157

Canadians and their occupations, a profile. 440 p. 28 cm. 1989. Bilingual.

ISBN 0-660-53646-3.

DDC 331.7/0971.

In a single table, this publication profiles 200 occupations by demographic, socio-cultural and economic characteristics. Occupations appear alphabetically in a list preceding the actual table to help users gain quick access to data relating to a specific occupation. All data are reported from the 1986 Census for both males and females, for Canada only.

Per Issue

<i>Canada:</i>	\$49.00
<i>United States:</i>	US\$59.00
<i>Other Countries:</i>	US\$59.00

PROFILE SERIES

The profile series provides a wide range of information derived from the 1986 Census of Population for a variety of standard geographic areas. This series is divided into two parts. Part 1 presents statistics collected for all households, 100 % data, that focus on basic demography, housing and families, and for the first time show the living arrangements of non-family persons 65 years and over. Part 2 on the otherhand, features tabulations for one in five households, a 20% sample, that present a detailed picture of each designated geographic area. Data are explored in terms of social, cultural, labour and 1985 income data, with additional information on housing. As seen in this series, "Major Field of Study" has been introduced as a variable for the first time in the 1986 Census, and home language, ethnic origin, mother tongue, place of birth and industry have been highlighted in greater detail. In order to provide more relevant data, a feature called incidence reporting has also been introduced in this series. Incidence reporting lists those categories with the highest counts within selected variables. For example, for census divisions and census subdivisions, mother tongue includes the five non-official languages with the highest count for each province and territory. Users of this series will not only be able to examine data for the provinces, territories and subprovincial geographic levels, but can review statistics for all of Canada. In addition, the alphabetical place name index found at the beginning of each publication will make locating data for a specific geographic area a simpler task.

Census Divisions and Subdivisions/Provinces

94-101 to 94-124

Population and dwelling characteristics, census divisions and subdivisions. 23 v. 28 cm. 1987. Bilingual.

DDC 304.6/0971.

These publications present a statistical profile on census divisions and census subdivisions located in each province. Parts 1 and 2 are presented in separate publications and feature 1986 Census tabulations based on 100% data and 20% sample data, respectively.

94-101 Newfoundland, part 1. 264 p.
ISBN 0-660-53474-6.

	<i>Per Issue</i>
<i>Canada:</i>	\$41.00
<i>United States:</i>	US\$42.50
<i>Other Countries:</i>	US\$42.50

1986 CENSUS

94-102 Newfoundland, part 2. 427 p.
ISBN 0-660-53647-1.

Per Issue

Canada: \$60.00
United States: US\$70.00
Other Countries: US\$70.00

94-103 Prince Edward Island, part 1. 127 p.
ISBN 0-660-53475-4.

Per Issue

Canada: \$26.00
United States: US\$27.00
Other Countries: US\$27.00

94-104 Prince Edward Island, part 2. 182 p.
ISBN 0-660-53648-X.

Per Issue

Canada: \$37.00
United States: US\$39.00
Other Countries: US\$39.00

94-105 Nova Scotia, part 1. 133 p.
ISBN 0-660-53476-2.

Per Issue

Canada: \$26.00
United States: US\$27.00
Other Countries: US\$27.00

94-106 Nova Scotia, part 2. 192 p.
ISBN 0-660-53649-8.

Per Issue

Canada: \$37.00
United States: US\$39.00
Other Countries: US\$39.00

94-107 New Brunswick, part 1. 196 p.
ISBN 0-660-53477-0.

Per Issue

Canada: \$35.00
United States: US\$36.50
Other Countries: US\$36.50

94-108 New Brunswick, part 2. 332 p.
ISBN 0-660-53575-0.

Per Issue

Canada: \$50.00
United States: US\$60.00
Other Countries: US\$60.00

94-109 Québec, part 1. 916 p.
ISBN 0-660-53478-9.

Per Issue

Canada: \$110.00
United States: US\$126.00
Other Countries: US\$126.00

94-110 Québec, part 2. 1561 p.
ISBN 0-660-53576-9.

Per Issue

Canada: \$170.00
United States: US\$198.00
Other Countries: US\$198.00

94-111 Ontario, part 1. 330 p.
ISBN 0-660-53479-7.

Per Issue

Canada: \$73.00
United States: US\$86.00
Other Countries: US\$86.00

94-112 Ontario, part 2. 924 p.
ISBN 0-660-53577-7.

Per Issue

Canada: \$110.00
United States: US\$126.00
Other Countries: US\$126.00

94-113 Manitoba, part 1. 218 p.
ISBN 0-660-53480-0.

Per Issue

Canada: \$35.00
United States: US\$36.50
Other Countries: US\$36.50

94-114 Manitoba, part 2. 346 p.
ISBN 0-660-53578-5.

Per Issue

Canada: \$50.00
United States: US\$60.00
Other Countries: US\$60.00

94-115 Saskatchewan, part 1. 735 p.
ISBN 0-660-53481-9.

Per Issue

Canada: \$68.00
United States: US\$81.00
Other Countries: US\$81.00

94-116 Saskatchewan, part 2. 882 p.
ISBN 0-660-53579-3.

Per Issue

Canada: \$110.00
United States: US\$126.00
Other Countries: US\$126.00

94-117 Alberta, part 1. 314 p.
ISBN 0-660-53482-7.

Per Issue

Canada: \$42.00
United States: US\$52.00
Other Countries: US\$52.00

94-118 Alberta, part 2. 456 p.
ISBN 0-660-53580-7.

Per Issue

Canada: \$60.00
United States: US\$70.00
Other Countries: US\$70.00

1986 CENSUS

94-119 British Columbia, part 1. 410 p.
ISBN 0-660-53483-5.*Per Issue*

Canada: \$51.00
 United States: US\$61.00
 Other Countries: US\$61.00

94-120 British Columbia, part 2. 687 p.
ISBN 0-660-53581-5.*Per Issue*

Canada: \$85.00
 United States: US\$98.00
 Other Countries: US\$98.00

94-121 Yukon, part 1. 82 p.
ISBN 0-660-53484-3.*Per Issue*

Canada: \$21.00
 United States: US\$22.00
 Other Countries: US\$22.00

94-122 Yukon, part 2. 112 p.
ISBN 0-660-53582-3.*Per Issue*

Canada: \$27.00
 United States: US\$29.00
 Other Countries: US\$29.00

94-123 Northwest Territories, part 1. 103 p.
ISBN 0-660-53485-1.*Per Issue*

Canada: \$23.00
 United States: US\$24.00
 Other Countries: US\$24.00

94-124 Northwest Territories, part 2. 144 p.
ISBN 0-660-53583-1.*Per Issue*

Canada: \$30.00
 United States: US\$31.00
 Other Countries: US\$31.00

Federal electoral districts**94-125 to 94-126**

Federal electoral districts. 2 v. 28 cm. 1987-1988.
 Bilingual.
 DDC 304.6/0971.

Federal electoral districts (FEDs) refer to any territorial unit entitled to return a member to serve in the House of Commons. The two publications featured here explore Canada's 282 FEDs as defined by the 1976 Representation Order. Information presented, is collected on a 100% basis in Part 1 and on a 20% sample basis in Part 2.

94-125 Part 1. 226 p.
ISBN 0-660-53486-X.*Per Issue*

Canada: \$33.00
 United States: US\$34.50
 Other Countries: US\$34.50

94-126 Part 2. 420 p.
ISBN 0-660-53584-X.*Per Issue*

Canada: \$55.00
 United States: US\$65.00
 Other Countries: US\$65.00

Census metropolitan areas**94-127 to 94-128**

Census metropolitan areas and census agglomerations. 2 v. 28 cm. 1987-1988. Bilingual.
 DDC 304.6/0971.

A census metropolitan area (CMA) is defined in its most basic form as a main labour market area, and a census agglomeration (CA) as a smaller labour market area, of an urban core of at least 100,000 and 10,000, respectively. CMAs and CAs are the subject of these two publications. Part 1 profiles CMAs and CAs based on 100% data, whereas Part 2 looks at CMAs and CAs based on a 20% sample. It is useful to note that component census subdivisions of CMAs and CAs are shown in "Census Tracts" publications.

94-127 Part 1. 181 p.
ISBN 0-660-53487-8.*Per Issue*

Canada: \$27.00
 United States: US\$28.00
 Other Countries: US\$28.00

94-128 Part 2. 345 p.
ISBN 0-660-53585-8.*Per Issue*

Canada: \$39.00
 United States: US\$41.00
 Other Countries: US\$41.00

Urban and rural areas**94-129**

Urban and rural areas, Canada, provinces and territories, part 1. 196 p. 28 cm. 1988. Bilingual.
 ISBN 0-660-53488-6.
 DDC 304.6/0971.

These two publications present 1986 Census data on Canada's urban and rural populations. Subject matter are explored in terms of a variety of socio-economic characteristics and are presented for Canada, the provinces and the territories. This geographic breakdown allows comparisons of data so that differences can

1986 CENSUS

be more easily identified and studied. All data have been collected on a 100% basis in Part 1 and a 20% sample basis in Part 2.

	<i>Per Issue</i>
<i>Canada:</i>	\$33.00
<i>United States:</i>	US\$34.50
<i>Other Countries:</i>	US\$34.50

Federal electoral districts

94-133 to 94-134

Federal electoral districts : 1987 representation order. 2 v. 28 cm. 1988. Bilingual.
DDC 304.6/0971.

The two publications presented here feature 1986 Census data for Canada's 295 federal electoral districts (FEDs). These profile data are for FEDs defined according to the 1987 Representation Order and are collected on a 100% basis and a 20% sample basis. It should be noted that the 1987 Representation Order differs substantially from the 1976 Representation Order.

94-133 Part 1. 216 p.
ISBN 0-660-54028-2.

	<i>Per Issue</i>
<i>Canada:</i>	\$38.00
<i>United States:</i>	US\$40.00
<i>Other Countries:</i>	US\$40.00

94-134 Part 2. 445 p.
ISBN 0-660-54029-0.

	<i>Per Issue</i>
<i>Canada:</i>	\$58.00
<i>United States:</i>	US\$68.00
<i>Other Countries:</i>	US\$68.00

Census tracts

95-101 to 95-174

Census tracts. 74 v. 28 cm. 1988. Bilingual.
DDC 304.6/0971.

These publications present statistical profiles of census tracts (CTs) and component census subdivisions (CSDs). Data are presented for 37 urban centres included in the 1986 Census tract program, and are collected for all households in Part 1 and for one in five households in Part 2. A reference map showing all CTs and component CSDs is also included in each publication.

95-101 Brantford: part 1. 73 p.
ISBN 0-660-53489-4.

	<i>Per Issue</i>
<i>Canada:</i>	\$19.00
<i>United States:</i>	US\$20.00
<i>Other Countries:</i>	US\$20.00

95-102 Brantford: part 2. 115 p.
ISBN 0-660-53588-2.

	<i>Per Issue</i>
<i>Canada:</i>	\$24.00
<i>United States:</i>	US\$25.00
<i>Other Countries:</i>	US\$25.00

95-103 Calgary: part 1. 115 p.
ISBN 0-660-53490-8.

	<i>Per Issue</i>
<i>Canada:</i>	\$24.00
<i>United States:</i>	US\$25.00
<i>Other Countries:</i>	US\$25.00

95-104 Calgary: part 2. 202 p.
ISBN 0-660-53589-0.

	<i>Per Issue</i>
<i>Canada:</i>	\$32.00
<i>United States:</i>	US\$34.00
<i>Other Countries:</i>	US\$34.00

95-105 Chicoutimi-Jonquière: part 1. 79 p.
ISBN 0-660-53491-6.

	<i>Per Issue</i>
<i>Canada:</i>	\$20.00
<i>United States:</i>	US\$21.00
<i>Other Countries:</i>	US\$21.00

95-106 Chicoutimi-Jonquière: part 2. 131 p.
ISBN 0-660-53590-4.

	<i>Per Issue</i>
<i>Canada:</i>	\$25.00
<i>United States:</i>	US\$26.00
<i>Other Countries:</i>	US\$26.00

95-107 Edmonton: part 1. 161 p.
ISBN 0-660-53492-4.

	<i>Per Issue</i>
<i>Canada:</i>	\$26.00
<i>United States:</i>	US\$27.00
<i>Other Countries:</i>	US\$27.00

95-108 Edmonton: part 2. 297 p.
ISBN 0-660-53591-2.

	<i>Per Issue</i>
<i>Canada:</i>	\$37.00
<i>United States:</i>	US\$39.00
<i>Other Countries:</i>	US\$39.00

95-109 Guelph: part 1. 84 p.
ISBN 0-660-53493-2.

	<i>Per Issue</i>
<i>Canada:</i>	\$19.00
<i>United States:</i>	US\$20.00
<i>Other Countries:</i>	US\$20.00

95-110 Guelph: part 2. 114 p.
ISBN 0-660-53592-0.

1986 CENSUS

	<i>Per Issue</i>
Canada:	\$24.00
United States:	US\$25.00
Other Countries:	US\$25.00

95-111 Halifax: part 1. 116 p.
ISBN 0-660-53494-0.

	<i>Per Issue</i>
Canada:	\$22.00
United States:	US\$23.00
Other Countries:	US\$23.00

95-112 Halifax: part 2. 180 p.
ISBN 0-660-53593-9.

	<i>Per Issue</i>
Canada:	\$29.00
United States:	US\$31.00
Other Countries:	US\$31.00

95-113 Hamilton: part 1. 150 p.
ISBN 0-660-53495-9.

	<i>Per Issue</i>
Canada:	\$26.00
United States:	US\$27.00
Other Countries:	US\$27.00

95-114 Hamilton: part 2. 241 p.
ISBN 0-660-53594-7.

	<i>Per Issue</i>
Canada:	\$37.00
United States:	US\$39.00
Other Countries:	US\$39.00

95-115 Kamloops: part 1. 84 p.
ISBN 0-660-53496-7.

	<i>Per Issue</i>
Canada:	\$19.00
United States:	US\$20.00
Other Countries:	US\$20.00

95-116 Kamloops: part 2. 114 p.
ISBN 0-660-53595-5.

	<i>Per Issue</i>
Canada:	\$24.00
United States:	US\$25.00
Other Countries:	US\$25.00

95-117 Kelowna: part 1. 94 p.
ISBN 0-660-53497-5.

	<i>Per Issue</i>
Canada:	\$20.00
United States:	US\$21.00
Other Countries:	US\$21.00

95-118 Kelowna: part 2. 121 p.
ISBN 0-660-53596-3.

	<i>Per Issue</i>
Canada:	\$25.00
United States:	US\$26.00
Other Countries:	US\$26.00

95-119 Kingston: part 1. 75 p.
ISBN 0-660-53498-3.

	<i>Per Issue</i>
Canada:	\$20.00
United States:	US\$21.00
Other Countries:	US\$21.00

95-120 Kingston: part 2. 121 p.
ISBN 0-660-53597-1.

	<i>Per Issue</i>
Canada:	\$25.00
United States:	US\$26.00
Other Countries:	US\$26.00

95-121 Kitchener: part 1. 98 p.
ISBN 0-660-53499-1.

	<i>Per Issue</i>
Canada:	\$22.00
United States:	US\$23.00
Other Countries:	US\$23.00

95-122 Kitchener: part 2. 177 p.
ISBN 0-660-53598-X.

	<i>Per Issue</i>
Canada:	\$29.00
United States:	US\$31.00
Other Countries:	US\$31.00

95-123 Lethbridge: part 1. 84 p.
ISBN 0-660-53500-9.

	<i>Per Issue</i>
Canada:	\$20.00
United States:	US\$21.00
Other Countries:	US\$21.00

95-124 Lethbridge: part 2. 130 p.
ISBN 0-660-53599-8.

	<i>Per Issue</i>
Canada:	\$25.00
United States:	US\$26.00
Other Countries:	US\$26.00

95-125 London: part 1. 109 p.
ISBN 0-660-53501-7.

	<i>Per Issue</i>
Canada:	\$22.00
United States:	US\$23.00
Other Countries:	US\$23.00

95-126 London: part 2. 200 p.
ISBN 0-660-53600-5.

	<i>Per Issue</i>
Canada:	\$29.00
United States:	US\$31.00
Other Countries:	US\$31.00

1986 CENSUS

95-127 Moncton: part 1. 74 p. ISBN 0-660-53502-5.

Per Issue

Canada: \$20.00
United States: US\$21.00
Other Countries: US\$21.00

95-128 Moncton: part 2. 138 p. ISBN 0-660-53601-3.

Per Issue

Canada: \$25.00
United States: US\$26.00
Other Countries: US\$26.00

95-129 Montréal: part 1. 453 p. ISBN 0-660-53503-3.

Per Issue

Canada: \$52.00
United States: US\$62.00
Other Countries: US\$62.00

95-130 Montréal: part 2. 783 p. ISBN 0-660-53602-1.

Per Issue

Canada: \$85.00
United States: US\$98.00
Other Countries: US\$98.00

95-131 North Bay: part 1. 69 p. ISBN 0-660-53504-1.

Per Issue

Canada: \$20.00
United States: US\$21.00
Other Countries: US\$21.00

95-132 North Bay: part 2. 110 p. ISBN 0-660-53603-X.

Per Issue

Canada: \$25.00
United States: US\$26.00
Other Countries: US\$26.00

95-133 Oshawa: part 1. 96 p. ISBN 0-660-53505-X.

Per Issue

Canada: \$20.00
United States: US\$21.00
Other Countries: US\$21.00

95-134 Oshawa: part 2. 146 p. ISBN 0-660-53604-8.

Per Issue

Canada: \$25.00
United States: US\$26.00
Other Countries: US\$26.00

95-135 Ottawa-Hull: part 1. 171 p. ISBN 0-660-53506-8.

Per Issue

Canada: \$27.00
United States: US\$28.50
Other Countries: US\$28.50

95-136 Ottawa-Hull: part 2. 282 p. ISBN 0-660-53605-6.

Per Issue

Canada: \$39.00
United States: US\$41.00
Other Countries: US\$41.00

95-137 Peterborough: part 1. 84 p. ISBN 0-660-53507-6.

Per Issue

Canada: \$20.00
United States: US\$21.00
Other Countries: US\$21.00

95-138 Peterborough: part 2. 130 p. ISBN 0-660-53606-4.

Per Issue

Canada: \$25.00
United States: US\$26.00
Other Countries: US\$26.00

95-139 Prince George: part 1. 85 p. ISBN 0-660-53508-4.

Per Issue

Canada: \$20.00
United States: US\$21.00
Other Countries: US\$21.00

95-140 Prince George: part 2. 114 p. ISBN 0-660-53607-2.

Per Issue

Canada: \$25.00
United States: US\$26.00
Other Countries: US\$26.00

95-141 Québec: part 1. 142 p. ISBN 0-660-53509-2.

Per Issue

Canada: \$25.00
United States: US\$26.00
Other Countries: US\$26.00

95-142 Québec: part 2. 273 p. ISBN 0-660-53608-0.

Per Issue

Canada: \$35.00
United States: US\$37.00
Other Countries: US\$37.00

95-143 Regina: part 1. 110 p. ISBN 0-660-53510-6.

Per Issue

Canada: \$21.00
United States: US\$22.00
Other Countries: US\$22.00

1986 CENSUS

95-144 Regina: part 2. 160 p.
ISBN 0-660-53609-9.

Per Issue

Canada: \$27.00
United States: US\$28.00
Other Countries: US\$28.00

95-145 Saint John: part 1. 85 p.
ISBN 0-660-53511-4.

Per Issue

Canada: \$20.00
United States: US\$21.00
Other Countries: US\$21.00

95-146 Saint John: part 2. 139 p.
ISBN 0-660-53610-2.

Per Issue

Canada: \$25.00
United States: US\$26.00
Other Countries: US\$26.00

95-147 St. Catharines-Niagara: part 1.
128 p. ISBN 0-660-53512-2.

Per Issue

Canada: \$23.00
United States: US\$24.00
Other Countries: US\$24.00

95-148 St. Catharines-Niagara: part 2.
175 p. ISBN 0-660-53611-0.

Per Issue

Canada: \$30.00
United States: US\$32.00
Other Countries: US\$32.00

95-149 St. John's: part 1. 85 p.
ISBN 0-660-53513-0.

Per Issue

Canada: \$20.00
United States: US\$21.00
Other Countries: US\$21.00

95-150 St. John's: part 2. 140 p.
ISBN 0-660-53612-9.

Per Issue

Canada: \$25.00
United States: US\$26.00
Other Countries: US\$26.00

95-151 Sarnia: part 1. 90 p.
ISBN 0-660-53514-9.

Per Issue

Canada: \$20.00
United States: US\$21.00
Other Countries: US\$21.00

95-152 Sarnia: part 2. 140 p.
ISBN 0-660-53613-7.

Per Issue

Canada: \$25.00
United States: US\$26.00
Other Countries: US\$26.00

95-153 Saskatoon: part 1. 76 p.
ISBN 0-660-53515-7.

Per Issue

Canada: \$20.00
United States: US\$21.00
Other Countries: US\$21.00

95-154 Saskatoon: part 2. 160 p.
ISBN 0-660-53614-5.

Per Issue

Canada: \$25.00
United States: US\$26.00
Other Countries: US\$26.00

95-155 Sault Ste. Marie: part 1.
84 p. ISBN 0-660-53516-5.

Per Issue

Canada: \$20.00
United States: US\$21.00
Other Countries: US\$21.00

95-156 Sault Ste. Marie: part 2.
130 p. ISBN 0-660-53615-3.

Per Issue

Canada: \$25.00
United States: US\$26.00
Other Countries: US\$26.00

95-157 Sherbrooke: part 1. 81 p.
ISBN 0-660-53717-3.

Per Issue

Canada: \$20.00
United States: US\$21.00
Other Countries: US\$21.00

95-158 Sherbrooke: part 2.
150 p. ISBN 0-660-53616-1.

Per Issue

Canada: \$25.00
United States: US\$26.00
Other Countries: US\$26.00

95-159 Sudbury: part 1. 96 p.
ISBN 0-660-53518-1.

Per Issue

Canada: \$20.00
United States: US\$21.00
Other Countries: US\$21.00

95-160 Sudbury: part 2. 135 p.
ISBN 0-660-53617-X.

Per Issue

Canada: \$25.00
United States: US\$26.00
Other Countries: US\$26.00

1986 CENSUS

95-161 Thunder Bay: part 1. 90 p. ISBN 0-660-53519-X.

Per Issue

Canada: \$20.00
United States: US\$21.00
Other Countries: US\$21.00

95-162 Thunder Bay: part 2. 123 p. ISBN 0-660-53618-8.

Per Issue

Canada: \$25.00
United States: US\$26.00
Other Countries: US\$26.00

95-163 Toronto: part 1. 429 p. ISBN 0-660-53520-3.

Per Issue

Canada: \$49.00
United States: US\$59.00
Other Countries: US\$59.00

95-164 Toronto: part 2. 723 p. ISBN 0-660-53619-6.

Per Issue

Canada: \$85.00
United States: US\$98.00
Other Countries: US\$98.00

95-165 Trois-Rivières: part 1. 72 p. ISBN 0-660-53521-1.

Per Issue

Canada: \$20.00
United States: US\$21.00
Other Countries: US\$21.00

95-166 Trois-Rivières: part 2. 140 p. ISBN 0-660-53620-X.

Per Issue

Canada: \$25.00
United States: US\$26.00
Other Countries: US\$26.00

95-167 Vancouver: part 1. 202 p. ISBN 0-660-53522-X.

Per Issue

Canada: \$31.00
United States: US\$32.50
Other Countries: US\$32.50

95-168 Vancouver: part 2. 359 p. ISBN 0-660-53621-8.

Per Issue

Canada: \$43.00
United States: US\$53.00
Other Countries: US\$53.00

95-169 Victoria: part 1. 99 p. ISBN 0-660-53523-8.

Per Issue

Canada: \$21.00
United States: US\$22.00
Other Countries: US\$22.00

95-170 Victoria: part 2. 182 p. ISBN 0-660-53622-6.

Per Issue

Canada: \$27.00
United States: US\$29.00
Other Countries: US\$29.00

95-171 Windsor: part 1. 102 p. ISBN 0-660-53524-6.

Per Issue

Canada: \$21.00
United States: US\$22.00
Other Countries: US\$22.00

95-172 Windsor: part 2. 139 p. ISBN 0-660-53623-4.

Per Issue

Canada: \$27.00
United States: US\$28.00
Other Countries: US\$28.00

95-173 Winnipeg: part 1. 126 p. ISBN 0-660-53525-4.

Per Issue

Canada: \$26.00
United States: US\$27.00
Other Countries: US\$27.00

95-174 Winnipeg: part 2. 240 p. ISBN 0-660-53624-2.

Per Issue

Canada: \$37.00
United States: US\$39.00
Other Countries: US\$39.00

CENSUS OF AGRICULTURE

96-101

User's guide. 28 p. 28 cm. 1987. Bilingual.
ISBN 0-660-53551-3.
DDC 001.4/33.

The user's guide is a reference document for users of the 1986 Census of Agriculture data. It details the content, confidentiality procedures, geographic structure, variety of products, prices and ordering procedures.

Per Issue

Canada: \$3.00
United States: US\$4.00
Other Countries: US\$4.00

1986 CENSUS

96-102 to 96-112

Agriculture. 11 v. 28 cm. 1987. Bilingual.
DDC 338.1/0971.

These publications present the results of the 1986 Census of Agriculture. They provide statistics on crops, livestock, farm land, labour, capital and many other variables. The introduction includes explanations of questions used and contains some indicators of the quality of the data. The tabular material is presented in four sections. The first section presents data by province. The second section consists of cross-classified data by province. The third section contains historical data by province. The fourth section contains selected data for the Yukon and Northwest Territories. A fifth section (appendices) contains a copy of the 1986 Census of Agriculture questionnaire.

96-102 **Canada.** 140 p. ISBN 0-660-53539-4.*Per Issue*

Canada: \$50.00
United States: US\$51.50
Other Countries: US\$51.50

96-103 **Newfoundland.** 121 p. ISBN 0-660-53540-8.*Per Issue*

Canada: \$44.00
United States: US\$45.50
Other Countries: US\$45.50

96-104 **Prince Edward Island.** 103 p.
ISBN 0-660-53541-6.*Per Issue*

Canada: \$44.00
United States: US\$45.50
Other Countries: US\$45.50

96-105 **Nova Scotia.** 169 p. ISBN 0-660-53542-4.*Per Issue*

Canada: \$50.00
United States: US\$51.50
Other Countries: US\$51.50

96-106 **New Brunswick.** 176 p. ISBN 0-660-53543-2.*Per Issue*

Canada: \$50.00
United States: US\$51.50
Other Countries: US\$51.50

96-107 **Quebec.** 512 p. ISBN 0-660-53544-0.*Per Issue*

Canada: \$66.00
United States: US\$76.00
Other Countries: US\$76.00

96-108 **Ontario.** 347 p. ISBN 0-660-53545-9.*Per Issue*

Canada: \$61.00
United States: US\$71.00
Other Countries: US\$71.00

96-109 **Manitoba.** 226 p. ISBN 0-660-53546-7.*Per Issue*

Canada: \$55.00
United States: US\$56.50
Other Countries: US\$56.50

96-110 **Saskatchewan.** 240 p. ISBN 0-660-53547-5.*Per Issue*

Canada: \$55.00
United States: US\$56.50
Other Countries: US\$56.50

96-111 **Alberta.** 222 p. ISBN 0-660-53548-3.*Per Issue*

Canada: \$55.00
United States: US\$56.50
Other Countries: US\$56.50

96-112 **British Columbia.** 225 p. ISBN 0-660-53549-1.*Per Issue*

Canada: \$50.00
United States: US\$60.00
Other Countries: US\$60.00

96-113

A profile of Canadian agriculture. 190 p. 28 cm.
1989. Bilingual.

ISBN 0-660-53550-5.

DDC 630/.971.

Boasting 50 maps and 28 charts, enhanced by highlights, this comprehensive publication covers a wide variety of topics including farm finance, land use, farm technology and management practices. The publication also provides past census information, spanning four decades, to give both an historic and a contemporary overview of the structure of agriculture in Canada.

Per Issue

Canada: \$50.00
United States: US\$51.00
Other Countries: US\$51.00

96-114

Socio-economic characteristics of the farm population / by M. Beyrouti, M. Dion and S. Welsh. 54 p. 28 cm. 1989. Bilingual.


ISBN 0-660-53552-1.

DDC 630/.971

This publication focuses on the socio-economic characteristics of the farm population and describes the characteristics of male and female farm operators, farm wives and families, as well as the environment of the farm population - farms and farm dwellings.

1986 CENSUS

	<i>Per Issue</i>
<i>Canada:</i>	\$33.00
<i>United States:</i>	US\$43.00
<i>Other Countries:</i>	US\$43.00



ANALYTICAL PRODUCTS

METROPOLITAN ATLAS SERIES

98-101 to 98-112

Metropolitan atlas series. 12 v. 44 cm. 1989. Bilingual. DDC 307.7/64/09710223.

This series presents maps, graphs and text detailing 1986 Census results for 12 of Canada's 25 census metropolitan areas (CMAs). Each CMA is featured in a separate publication and includes 35 maps that combine to explore demography, housing, employment and income, and family and social themes. In order to assist readers, and make this series appealing to a wide range of audiences, an introductory text precedes each theme and the text itself is written in non-technical language.

98-101 St. John's.
ISBN 0-660-54000-2.

	<i>Per Issue</i>
<i>Canada:</i>	\$24.00
<i>United States:</i>	US\$25.00
<i>Other Countries:</i>	US\$25.00

98-102 Halifax.
ISBN 0-660-54001-0.

	<i>Per Issue</i>
<i>Canada:</i>	\$24.00
<i>United States:</i>	US\$25.00
<i>Other Countries:</i>	US\$25.00

98-103 Québec.
ISBN 0-660-54002-9.

	<i>Per Issue</i>
<i>Canada:</i>	\$24.00
<i>United States:</i>	US\$25.00
<i>Other Countries:</i>	US\$25.00

98-104 Montréal.
ISBN 0-660-54003-7.

	<i>Per Issue</i>
<i>Canada:</i>	\$30.00
<i>United States:</i>	US\$31.00
<i>Other Countries:</i>	US\$31.00

98-105 Ottawa-Hull.
ISBN 0-660-54004-5.

	<i>Per Issue</i>
<i>Canada:</i>	\$24.00
<i>United States:</i>	US\$25.00
<i>Other Countries:</i>	US\$25.00

98-106 Toronto.
ISBN 0-660-54005-3.

	<i>Per Issue</i>
<i>Canada:</i>	\$30.00
<i>United States:</i>	US\$31.00
<i>Other Countries:</i>	US\$31.00

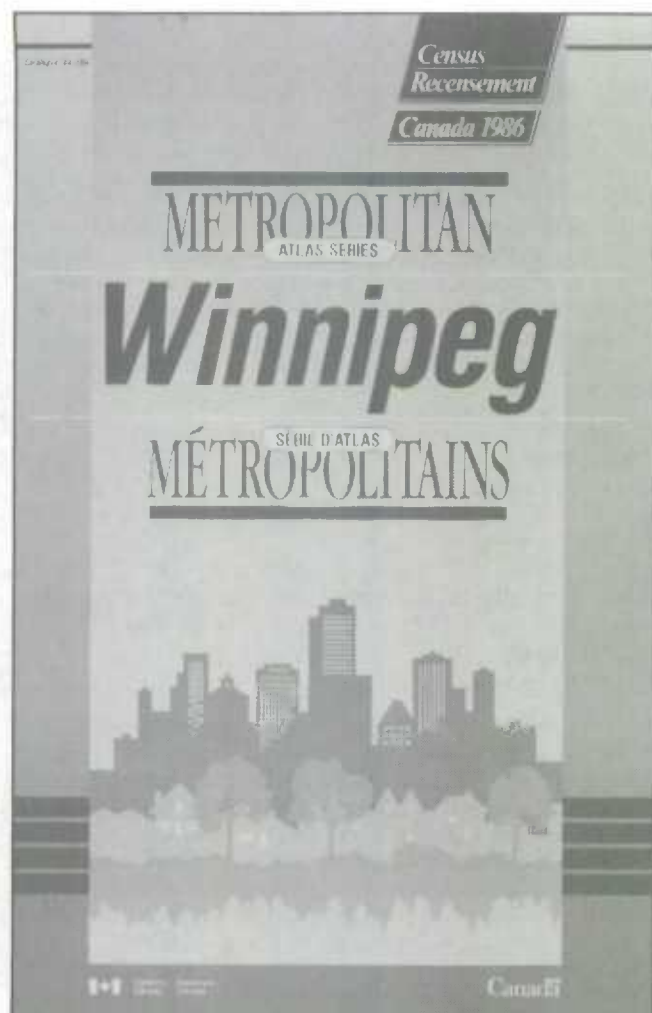
98-107 Hamilton.
ISBN 0-660-54006-1.

	<i>Per Issue</i>
<i>Canada:</i>	\$24.00
<i>United States:</i>	US\$25.00
<i>Other Countries:</i>	US\$25.00

98-108 Winnipeg.
ISBN 0-660-54007-X.

	<i>Per Issue</i>
<i>Canada:</i>	\$24.00
<i>United States:</i>	US\$25.00
<i>Other Countries:</i>	US\$25.00

1986 CENSUS



98-109 Regina.
ISBN 0-660-54008-8.

Per Issue

Canada: \$24.00
United States: US\$25.00
Other Countries: US\$25.00

98-110 Calgary.
ISBN 0-660-54009-6.

Per Issue

Canada: \$24.00
United States: US\$25.00
Other Countries: US\$25.00

98-111 Edmonton.
ISBN 0-660-54010-X.

Per Issue

Canada: \$24.00
United States: US\$25.00
Other Countries: US\$25.00

98-112 Vancouver.
ISBN 0-660-54011-8.

Per Issue

Canada: \$24.00
United States: US\$25.00
Other Countries: US\$25.00

FOCUS ON CANADA SERIES

The *Focus on Canada Series* consists of 16 descriptive studies featuring data from the 1986 Census and where feasible from past censuses dating back as far as 1871. The studies themselves provide overviews on a wide variety of census subjects from demography to socio-cultural and economic characteristics. The series is written in non-technical language supported by simple tables and charts which make it accessible to a broad audience.

98-120

Canada's population from ocean to ocean / by Rick Mitchell. 31 p. 26 cm. 1989. Bilingual.
ISBN 0-660-54012-6.

Incorrect ISBN (0-660-54012-) printed in the publication.
DDC 304.6/0971.

This publication presents data on where Canadians live and patterns of population change for Canada, the provinces, the territories and other standard geographic areas. Data are derived from past censuses beginning in 1871 up until the 1986 Census. The concentration of Canadian population near the U.S. border; changes in the urban and rural composition of Canada; and changes in the population of Canada's 25 census metropolitan areas are just some of the subject matter that make this release a valuable reference source.

Per Issue

Canada: \$10.00
United States: US\$11.00
Other Countries: US\$11.00

98-121

Canada's seniors / by Leroy Stone and Hubert Frenken. 55 p. 26 cm. 1988. Bilingual.
ISBN 0-660-54013-4.


DDC 305.2/6/0971.

This study features 1986 Census data as well as data from earlier censuses to provide a historical perspective of Canada's elderly population. Data on average annual growth rates and the composition of the population 65 years and over for Canada, the provinces and the

1986 CENSUS

territories are explored in relation to marital status, age groups and sex. In addition, comparisons between the size of Canada's aging population and that of other countries are also reviewed. Taken together, the data presented in this release will provide the reader with some useful information and perhaps lay the groundwork for some detailed analyses.

	<i>Per Issue</i>
<i>Canada:</i>	\$10.00
<i>United States:</i>	US\$11.00
<i>Other Countries:</i>	US\$11.00



98-122

Canada's north, a profile / by Allan M. Maslove and David C. Hawkes. 40 p. 26 cm. 1990. Bilingual.

ISBN 0-660-54014-2.

DDC 304.6/09719.

This descriptive report features 1986 Census data on the

demographic, economic and social conditions of aboriginal and non-aboriginal populations living in the North. More specifically, these populations are presented in terms of linguistic diversity, level of education, labour and income characteristics, housing conditions and a number of other variables. In addition, this report includes comparisons between various populations of Canada's North, as well as between the populations of Canada's northern and southern regions. For purposes of this publication, Canada's North includes the Yukon and Northwest Territories, Labrador and Northern Quebec around Ungava Bay and Hudson Bay. Some data from the 1981 Census are also presented in this release.

	<i>Per Issue</i>
<i>Canada:</i>	\$10.00
<i>United States:</i>	US\$11.00
<i>Other Countries:</i>	US\$11.00

98-123

The inner city in transition / by Bali Ram, Mary Jane Norris and Karl J. Skof. 40 p. 26 cm. 1989. Bilingual.

ISBN 0-660-54015-0.

DDC 307.76/0971.

This study presents Census data from 1951 up until 1986 on inner cities located in 12 census metropolitan areas (CMAs) across Canada. Some of the topics explored include the extent of differences between inner cities and their outlying areas, similarities and differences between the inner cities themselves, and whether inner cities have undergone revitalization in recent years. These themes are examined in terms of age, sex, marital status, ethnic concentration and socio-economic characteristics and thus provide readers with an in-depth look at the fabric of the inner city.

	<i>Per Issue</i>
<i>Canada:</i>	\$10.00
<i>United States:</i>	US\$11.00
<i>Other Countries:</i>	US\$11.00

98-124

Canada's youth / by Lia Ross. 39 p. 26 cm. 1989. Bilingual.

ISBN 0-660-54016-9

DDC 305.2/35/0971.

This study presents a profile on "young Canadians" between the ages of 15 to 24, as defined by the 1986 Census. Data from both the 1981 and 1986 Censuses are often shown together in this study and focus on Canada's youth in terms of demographic structure, living arrangements, education, work activity and income. In addition, wherever possible, data are presented for two subgroups and for the entire youth population, for Canada, the provinces and the territories. The subgroups consist of "teens", aged 15 to 19 and "young adults", aged 20 to 24. They are categorized in this way in order to portray a more accurate picture of one of Canada's

1986 CENSUS

most valuable resources---our children.

	<i>Per Issue</i>
<i>Canada:</i>	\$10.00
<i>United States:</i>	US\$11.00
<i>Other Countries:</i>	US\$11.00

98-125

Women in the labour force / by M. Patricia Connelly and Martha MacDonald. 34 p. 26 cm. 1990. Bilingual.

ISBN 0-660-54017-7.

DDC 331.4/0971.

This publication provides a descriptive analysis of women's labour force participation for women who are employed, unemployed and for women who have never been in the labour force. Women are explored in terms of industry, occupation, age, average employment income, marital status, presence of children and education. A number of tables contained in this study also provide comparative analysis between women and men across many of the same variables. In this study, Census data from 1986, data from earlier censuses between 1971 and 1986, and data from related surveys are presented mainly for Canada with only a brief examination of regional variations.

	<i>Per Issue</i>
<i>Canada:</i>	\$10.00
<i>United States:</i>	US\$11.00
<i>Other Countries:</i>	US\$11.00

98-126

A profile of the disabled.

ISBN 0-660-54018-5. **To be released.**

	<i>Per Issue</i>
<i>Canada:</i>	\$10.00
<i>United States:</i>	US\$11.00
<i>Other Countries:</i>	US\$11.00

98-127

Families in Canada / by Thomas K. Burch. 45 p. 26 cm. 1990. Bilingual.

ISBN 0-660-54019-3.

DDC 306.85/0971.

This publication focuses on recent demographic trends and the effects these trends have had in creating a diversity of families in Canada. These subject matter are explored in terms of living arrangements, family and household structure, presence and age of children, and labour force participation. In addition, regional and cultural differences in marriage, divorce and cohabitation are also presented. The majority of data featured in this study are gathered from the 1981 and 1986 Censuses with some additional information drawn from the "1985 General Social Survey".

Per Issue

<i>Canada:</i>	\$10.00
<i>United States:</i>	US\$11.00
<i>Other Countries:</i>	US\$11.00

98-128

Family income / by A. Rashid. 45 p. 26 cm. 1989. Bilingual.

ISBN 0-660-54020-7.

DDC 306.8/5/0971.

This study presents data on changes in family income between 1980 and 1985 for Canada, the provinces and the territories. Some data from the 1971 Census are also included to broaden the historical perspective for readers. The text, tables and charts contained in this release examine data for both census families and non-family persons in relation to a number of factors. These include age, sex, family structure, living arrangements and number and combination of income earners. Incidence of low income, regional differences in family income, and percentage distribution of families by selected variables within income deciles are also featured in this study.

Per Issue

<i>Canada:</i>	\$10.00
<i>United States:</i>	US\$11.00
<i>Other Countries:</i>	US\$11.00

98-129

Employment income / by Morley Gunderson. 29 p. 26 cm. 1989. Bilingual.

ISBN 0-660-54021-5.

DDC 331.2/971.

This study presents 1985 employment income for Canada as reported during the 1986 Census. Tabulations for the provinces and territories are briefly presented and only one table features comparisons of employment income for 1970, 1980 and 1985. All data are collected for persons 15 years of age and over and are presented in terms of age, sex, marital status, education, hours and weeks worked, and occupation. The gap between male and female employment earnings is also examined in this informative study.

Per Issue

<i>Canada:</i>	\$10.00
<i>United States:</i>	US\$11.00
<i>Other Countries:</i>	US\$11.00

98-130

Affordability of housing in Canada / by Pierre Filion and Trudi E. Bunting. 39 p. 26 cm. 1990. Bilingual.

ISBN 0-660-54022-3.

DDC 338.4/33635/0971.

This study features 1986 Census data on how much

1986 CENSUS

Canadians spend on housing in relation to their income. In particular, problems of affordability and the causes of these problems are examined for both tenants and home-owners, for Canada, the provinces and selected census metropolitan areas. (Problems of affordability are defined as the allocation of 30% or more of a household's income to housing expenses.) The subject matter presented in this report are explored in terms of housing prices, average gross rent, dwelling type, tenure, age of household maintainer, household income and geographic location. In order to provide a more historic overview, two charts also feature 1976 to 1981 data on dwelling starts and mortgage rates for all of Canada.

Per Issue

<i>Canada:</i>	<i>\$10.00</i>
<i>United States:</i>	<i>US\$11.00</i>
<i>Other Countries:</i>	<i>US\$11.00</i>

98-131

Canada, a linguistic profile / by Robert Bourbeau. 37 p. 26 cm. 1989. Bilingual.
ISBN 0-660-54023-1.
DDC 409/.71.

This study takes a close look at Canada's linguistic diversity by presenting statistical data from 1941, 1971, and from 1981 up until 1986, for Canada, the provinces, the territories, three major census metropolitan areas and/or other designated geographic areas. In order to best explore this theme, three principal variables have been employed. These include mother tongue or the first language learned in childhood; the language most often spoken at home; and the ability to speak Canada's two official languages, English and French. In turn, these variables have been used to measure the size and distribution of language groups across the country and to study the evolution of language minorities and bilingualism.

Per Issue

<i>Canada:</i>	<i>\$10.00</i>
<i>United States:</i>	<i>US\$11.00</i>
<i>Other Countries:</i>	<i>US\$11.00</i>

98-132

Ethnic diversity in Canada / by Pamela M. White. 48 p. 26 cm. 1990. Bilingual.
ISBN 0-660-54024-X.
DDC 305/.8/00971.

This study reviews the changing ethnic profile of Canada's population based on data collected from the 1986 Census, as well as from selected earlier censuses dating back as far as 1901. These data were collected on a 100% basis and a 20% sample basis for Canada, the provinces and the territories. Census data for Canada's immigrant and non-immigrant populations are presented in terms of a number of variables. These include age group, sex, period of immigration, mother

tongue, place of birth and ethnic origin. The concepts of cultural mosaic and melting pot are also examined in this study in relation to Canada's ethnic profile.

Per Issue

<i>Canada:</i>	<i>\$10.00</i>
<i>United States:</i>	<i>US\$11.00</i>
<i>Other Countries:</i>	<i>US\$11.00</i>

98-133

Canada's farm population / by Monique Beyrouthi and Marcelle Dion. 31 p. 26 cm. 1990. Bilingual.
ISBN 0-660-54025-8.
DDC 305.5/55/0971.

Canada's farm population has declined steadily over the past 55 years from 3,223,422 persons in 1931 to 890,490 persons in 1986. This fact is just one of many featured in this release that not only presents a brief historical overview of changes in Canada's farm population but includes a detailed look at demographic, social and economic differences between farm and non-farm populations as reported during the 1986 Census. These populations are compared across a number of variables such as education, labour force participation, occupation, income and family size, and are presented for Canada, the provinces and the territories.

Per Issue

<i>Canada:</i>	<i>\$10.00</i>
<i>United States:</i>	<i>US\$11.00</i>
<i>Other Countries:</i>	<i>US\$11.00</i>

98-134

Educational attainment of Canadians / by G.A. Mori and B. Burke. 50 p. 26 cm. 1989. Bilingual.
ISBN 0-660-54026-6.
DDC 370/.971.

This 1986 study explores how much education Canadians have currently attained and how these levels have changed over the past 25 years. Census data from 1961 to 1986 are reported for Canada, the provinces and the territories, and focus on a number of facets of education. These include regional variations in schooling, immigrant and non-immigrant educational attainment, gender differences across selected major fields of study, and how higher levels of education as well as chosen field of study are economic indicators of how a person performs in the labour market and how much income that person can earn. Some data presented in this release are also considered in relation to age and sex.

Per Issue

<i>Canada:</i>	<i>\$10.00</i>
<i>United States:</i>	<i>US\$11.00</i>
<i>Other Countries:</i>	<i>US\$11.00</i>

1986 CENSUS

98-135

Trends in occupation and industry / by Irving Silver. 37 p. 26 cm. 1989. Bilingual.

ISBN 0-660-54027-4.

DDC 331.7/00971.

This study presents readers with 1986 Census data on current patterns of employment by industry and occupation, as well as by age and sex. In addition, data from the 1971 and 1981 Censuses are presented in order to review changes in those patterns and gain insight into how different variables influence particular trends. Data contained in this study are reported mainly for Canada, with statistics for three census metropolitan areas (CMAs) covered only to a limited extent.

Per Issue

Canada: \$10.00

United States: US\$11.00

Other Countries: US\$11.00

GENERAL AND GEOGRAPHIC REFERENCE

General and Geographic Reference products are meant to increase the accessibility and usefulness of publications, custom products and other services.

REFERENCE PRODUCTS (GENERAL)

These publications help data users to better understand census concepts, products and services.

99-101E

Dictionary. 216 p. 28 cm. 1987. E. and F.

ISBN 0-660-12250-2.

DDC 001.4/33.

The 1986 Census "Dictionary" is just one of several reference products developed to help users understand and correctly interpret statistics. More specifically, this publication features alphabetical listings and definitions of detailed census variables for the four major universes: population, families, households and dwellings. Possible responses for each one of these variables are also listed. In addition, standard geographic areas are defined, availability of data from earlier censuses stated, and notes on the historical comparability of certain data or concepts, reviewed. Finally, an easy to use index adds to the appeal of this already valuable reference product.

Per Issue

Canada: \$35.00

United States: US\$36.50

Other Countries: US\$36.50

99-102E

Products and services. Preliminary ed. 136 p. 28 cm. 1987. E. and F.

ISBN 0-660-12251-0.

DDC 016.3171.

This preliminary edition of *Products and Services* focuses on products and services available from the 100% data base, and only provides an overview of anticipated products and services available from the 20% sample data base. The publication itself is divided into four sections listed as publications, other data products, geographic products and geocartographic products. Within these sections, users will find details on the products or services offered. In addition, ordering information, a detailed index and three appendices that include samples of a "profile" as well as various maps are also included in this release.

Per Issue

Canada: \$10.00

United States: US\$11.00

Other Countries: US\$11.00

99-103E

Products and services. Final ed. 136 p. 28 cm. 1988. E. and F.

ISBN 0-660-12252-9.

DDC 016.3171.

Unlike the preliminary edition, this publication is divided into two parts, the census products (which include machine-readable tables) and the census services. Each part is preceded by a table of contents and sub-divided into sections according to the products and services offered. This publication provides readers with useful information including a description of each product and service along with listings of table titles where applicable; a list of publications showing catalogue numbers, prices and planned release dates; three appendices, an index and order forms; and a list of names and addresses available for obtaining further information.

Per Issue

Canada: \$15.00

United States: US\$16.50

Other Countries: US\$16.50

99-104E

Census handbook. 150 p. 28 cm. 1988. E. and F.

ISBN 0-660-12670-2.

DDC 001.4/33

The handbook is a useful source of information for both new and experienced data users. This publication presents an overview of the Census of Canada with emphasis on particular aspects. These include a brief history of census taking; a question by question outline of the 1986 Census; an explanation of how variables derived from census answers and questions have

1986 CENSUS

limitless potential use; an introduction to the geography of the census; and a look at the method of collection of census data as well as the quality of that data. Differences in products and services available in the 1986 Census compared with earlier censuses are also reviewed in this release.

	<i>Per Issue</i>
<i>Canada:</i>	\$18.00
<i>United States:</i>	US\$20.00
<i>Other Countries:</i>	US\$20.00

99-105E

Census metropolitan areas and census agglomerations : a 1986 and 1981 comparison. 89 p. 28 cm. 1987. E. and F.

ISBN 0-660-12508-0.

DDC 307/.2/0971.

This reference publication provides readers with a means of comparing 1981 and 1986 data for census metropolitan areas (CMAs) and census agglomerations (CAs). Altogether, four tables make-up this release, with regular CMAs and CAs presented in Tables 1A and 2A, respectively, and consolidated CMAs and CAs presented in Tables 1B and 2B, respectively. Consolidated CMAs and CAs are broken-down further into their constituent primary census metropolitan areas (PCMAS) and primary census agglomerations (PCAs), and the component census subdivisions of each are listed. Census subdivisions are also listed for CMAs and CAs in all four tables, according to 1981 and 1986 delienations. Finally, the six appendices found at the end of the release will give readers the opportunity to gain quick access to some useful resource material on the subject matter.

	<i>Per Issue</i>
<i>Canada:</i>	\$18.00
<i>United States:</i>	US\$20.00
<i>Other Countries:</i>	US\$20.00

99-106E

1986 census geography : a historical comparison. 51 p. 28 cm. 1988. E. and F.

ISBN 0-660-12730-X.

DDC 917.1/09173.

This reference publication combines 10 tables, three figures and concise text to assist the user in understanding standard and non-standard geographic terms. In addition to giving detailed definitions of terms, comparisons are drawn between geographic terms associated with the 1986 Census and those applied during earlier censuses beginning in 1961; the greatest emphasis is placed on the comparability of terms applied in 1981. This approach aims to ensure that comparisons of data over time are accurate.

Per Issue

<i>Canada:</i>	\$20.00
<i>United States:</i>	US\$21.00
<i>Other Countries:</i>	US\$21.00

USER'S GUIDES TO 1986 CENSUS DATA

This series of guides provides additional information to that in other census publications. They describe the collection, processing and validation of 1986 Census data and will help users better understand its nature and limitations.

The series comprises 14 guides, 6 of which are now available and are described below. **Note:** See also 99-130, 99-135.

Seven uncatalogued guides and one catalogued guide will be published before April 1991. They are:

Age, sex, marital status

Mobility

Income

Major field of study - data processing and validation

Housing and households

Ethnic origin

Place of birth

Data quality : sampling (99-136).

99-109E

User's guide to 1986 census data on occupation / Patricia Grainger, Sandra Swain, Sheila Young. 97 p. 28 cm. 1990. E. and F.

ISBN 0-660-13341-5.

DDC 331.7/00971.

The purpose of this document is to provide users of the 1986 Census occupation data with some background information on the collection, coding and production of occupation data and to alert users to the potential problems or intricacies of the data. After a brief overview of the processing cycle, an analysis of the data by major group is presented. This analysis compares the 1986 Census occupation data with that produced in 1981 and, where applicable, with other sources of data, to verify trends and identify inconsistencies.

Per Issue

<i>Canada:</i>	\$23.00
<i>United States:</i>	US\$24.00
<i>Other Countries:</i>	US\$24.00

99-110E

User's guide to 1986 Census data on industry / Art Gardner. 124 p. 28 cm. 1990. E. and F.

ISBN 0-660-13342-3.

DDC 338.0971.

The purpose of this document is to provide users of the 1986 Census industry data with some background

1986 CENSUS

information on the quality of responses, coding and processing of the industry variables. Much of the emphasis of the report will be on potential inconsistencies between census data and other data.

Per Issue

Canada: \$23.00
 United States: US\$24.00
 Other Countries: US\$24.00

99-111E

User's guide to 1986 Census data on labour force activity / Nancy McLaughlin. 85 p. 28 cm. 1990. E. and F.

ISBN 0-660-13343-1.

DDC 331.11/0971.

The purpose of this document is to provide information on the most significant aspects of labour force activity data. It contains information concerning the questions asked, the definitions used, and the processing done to arrive at the final data. In addition, it contains a discussion of historical comparability of the 1986 Census labour force activity data to data from previous censuses. A section on data quality presents an analysis of census data from the perspective of comparability to Labour Force Survey data. In order to service the needs of the technical user, guidelines on data retrieval have also been included.

Per Issue

Canada: \$23.00
 United States: US\$24.00
 Other Countries: US\$24.00

99-113E

User's guide to 1986 census data on families / Walton O. Boxhill, Brian Hamm. 63 p. 28 cm. 1989. E. and F.

ISBN 0-660-13345-8.

DDC 306.8/5/0971.

This publication provides users with detailed information as well as guidelines to enhance their understanding of 1986 Census data on families. Discussions in this release focus on the collection of data during the 1981 and 1986 Census as well as some data previously unpublished in regular census products. In addition, concepts pertaining to the identification of families as well as terms used to describe families such as common-law partnerships, census and economic families, and aboriginal and immigrant families are also explored. Taken together, these aspects and a review of some of the questions presented in the Census of Canada provide users with a closer look at the way this type of information is collected and processed, and hence the quality of the data itself.

Per Issue

Canada: \$23.00
 United States: US\$24.00
 Other Countries: US\$24.00

GEOGRAPHIC REFERENCE PRODUCTS

Geographic Reference Products are made up of 13 publications developed to assist the reader in using and interpreting census data. They are intended to be reference tools rather than data sources and include maps, enumeration area reference lists and equivalent enumeration areas for 1986 and 1981.

99-115

Maps, census divisions and subdivisions. 27 p. 30 cm. 1987. Bilingual.

ISBN 0-660-53526-2.

DDC 912/.13046/0971.

This publication features reference maps with the names, codes and boundaries of all census divisions (CDs) and census subdivisions (CSDs) in effect on January 1, 1986 in each province and territory in Canada. Names and codes of census metropolitan areas and census agglomerations (for each province and territory) are also shown. An index listing all maps, as well as a map naming CDs for all of Canada for the 1986 Census, are also included.

Per Issue

Canada: \$35.00
 United States: US\$55.00
 Other Countries: US\$55.00

99-116

Maps, census metropolitan areas and census agglomerations. 298 p. 30 cm. 1987. Bilingual.

ISBN 0-660-53527-0.

DDC 912/.13046/0971.

This reference publication consists of two series of maps showing the limits and names of all census metropolitan areas (CMAs) as well as all census agglomerations (CAs) for which 1986 Census data were reported. Component census subdivisions (CSDs), and CMA/CA parts which include the urbanized census subdivisions core, the urbanized fringe and the rural fringe, are also shown. In addition, where applicable primary census metropolitan areas (PCMAs) and primary census agglomerations (PCAs) are identified. Finally, basic background information such as major rivers, roads, railroads and bridges etc. are shown to help users see the composition and extent of each CMA and CA.

Per Issue

Canada: \$35.00
 United States: US\$55.00
 Other Countries: US\$55.00

1986 CENSUS

ENUMERATION AREA REFERENCE LISTS

This series consists of 10 geographic reference lists for the 1986 Census of Canada. Each publication identifies the linkage between the basic and usually smallest geographic unit of census collection called the enumeration area, and various other standard geographic areas for which 1986 Census data have been tabulated. In order to ensure accurate comparisons of data over time, users should recall that census geographic areas are subject to change from one census to the next; this applies to both enumeration areas and most standard geographic areas.

99-117 to 99-120

Census divisions and subdivisions. 4 v. 28 cm. 1987. Bilingual.
DDC 304.6/0971.

The four publications listed below contain a table and four indexes for each of the ten provinces and two territories presented. The table allows the user to identify the enumeration areas in each census subdivision (CSD), with the CSDs presented in alphabetical order within each census consolidated subdivision (CCS). CCSs are presented in code order within each census division (CD) and the CDs are presented in alphabetical order within each province. In addition, the four indexes list CDs, CCSs, CSDs and urban areas to assist users in locating a specific geographic area within a table.

99-117 Atlantic provinces. 86 p.
ISBN 0-660-53528-9.

Per Issue

Canada: \$22.00
United States: US\$23.00
Other Countries: US\$23.00

99-118 Québec. 149 p.

ISBN 0-660-53529-7.

Per Issue

Canada: \$25.00
United States: US\$26.00
Other Countries: US\$26.00

99-119 Ontario. 92 p.

ISBN 0-660-53530-0.

Per Issue

Canada: \$22.00
United States: US\$23.00
Other Countries: US\$23.00

99-120 Western provinces and the Territories.

176 p. ISBN 0-660-53531-9.

Per Issue

Canada: \$27.00
United States: US\$28.50
Other Countries: US\$28.50

99-121

Census tracts. 206 p. 28 cm. 1987. Bilingual.
ISBN 0-660-53532-7.
DDC 304.6/0971.

This publication is made-up of one table that features census tracts listed in numerical order, located within 25 census metropolitan areas (CMAs) and 12 census agglomerations (CAs) in Canada. The CMAs and CAs are listed in alphabetical order and all enumeration areas, primary census metropolitan areas (PCMAS), primary census agglomerations (PCAs), census subdivisions (CSDs) and CMA/CA parts for each census tract are easily identified. In addition, the two indexes to the table enable users to locate all census tracts found within CSD, PCMA and PCA areas of tracted census metropolitan areas and census agglomerations.

Per Issue

Canada: \$32.00
United States: US\$33.50
Other Countries: US\$33.50

99-122 to 99-125

Provincial census tracts. 4 v. 28 cm. 1987. Bilingual.
DDC 304.6/0971.

The single table found in each of these four publications presents all provincial census tracts in numerical order within each province and territory and identifies the census enumeration area(s) within each tract itself. Each table also features the census divisions and census subdivisions in which each provincial census tract is located. Finally, an index to the table is found in each release and gives users interested in specific census subdivisions the opportunity to identify and locate the corresponding provincial census tract in the table.

99-122 Atlantic provinces. 92 p.
ISBN 0-660-53533-5.

Per Issue

Canada: \$23.00
United States: US\$24.00
Other Countries: US\$24.00

99-123 Québec. 123 p.

ISBN 0-660-53534-3.

Per Issue

Canada: \$26.00
United States: US\$27.00
Other Countries: US\$27.00

99-124 Ontario. 91 p.

ISBN 0-660-53535-1.

Per Issue

Canada: \$24.00
United States: US\$25.00
Other Countries: US\$25.00

1986 CENSUS

99-125 Western provinces and the Territories. 167 p.
ISBN 0-660-53536-X.

Per Issue

Canada: \$31.00
United States: US\$32.50
Other Countries: US\$32.50

99-126

Census metropolitan areas and census agglomerations. 148 p. 28 cm. 1987. Bilingual.

ISBN 0-660-53537-8.

DDC 304.6/0971.

The two tables that make-up this publication present the 25 census metropolitan areas (CMAs) and 114 census agglomerations (CAs) delineated for Canada, and identify all the enumeration areas within them. Both tables list all CMAs and CAs alphabetically, with Table 1 identifying all component census subdivisions (CSDs), and Table 2 identifying all provincial census tracts or parts of provincial census tracts within each census agglomeration. Two indexes to this publication also prove useful by helping readers to easily identify and locate specific primary census metropolitan areas, primary census agglomerations and component census subdivisions within the tables.

Per Issue

Canada: \$26.00
United States: US\$27.00
Other Countries: US\$27.00

99-127

Equivalent enumeration areas, 1986 and 1981. 403 p. 28 cm. 1988. Bilingual.

ISBN 0-660-53538-6.

DDC 304.6/0971.

This reference publication contains five tables for each province and territory, that list the geographically equivalent enumeration areas (EAs) of the 1981 and 1986 Censuses. The first two tables identify those enumeration areas for which there is one to one correspondence between 1981 and 1986. The third table lists all geographically equivalent groups of EAs in each province and territory for the same census years, and finally the remaining two tables serve as indexes to Table 3. By accessing this publication users may find comparisons between 1981 and 1986 Census data, at the EA level, a simplified task.

Per Issue

Canada: \$50.00
United States: US\$60.00
Other Countries: US\$60.00

USER'S GUIDES TO 1986 CENSUS DATA

Note: See also 99-109, 99-111, 99-113 and general note.

99-130E

User's guide to 1986 census data on major field of study / George Mori. 140 p. 28 cm. 1989. E. and F.

ISBN 0-660-13567-1.

DDC 378.1/99/0971.

The main purpose of this user guide is to provide the user with some background information that will aid in the effective utilization, application and interpretation of the major field of study (MFS) data.

Per Issue

Canada: \$30.00
United States: US\$32.00
Other Countries: US\$32.00

99-135E

User's guide to the quality of 1986 census data : coverage / Jean-Ren Boudreau, Marie-France Germain. 78 p. 28 cm. 1990. E. and F.

ISBN 0-660-13352-0.

DDC 304.6/0971.

In a massive undertaking such as the census, the results are never perfect. Although considerable effort has been made to maintain high standards of quality, errors inevitably occur at various stages of the collection and processing operations. This publication presents the nature and scope of any errors that the census data may contain, as well as the risks involved in basing conclusions or decisions on these data. The publication explains the different type of coverage errors and where in the census process they can occur. It also describes the various studies conducted to investigate the incidence of coverage errors in the census. The results of the various studies are also presented.

Per Issue

Canada: \$23.00
United States: US\$24.00
Other Countries: US\$24.00

99-136E

Users' guide to 1986 census data on data quality : sampling.

ISBN 0-660-13353-9. To be released.

Per Issue

Canada: \$23.00
United States: US\$24.00
Other Countries: US\$24.00

99-137E

General review of the 1986 census. 233 p. 28 cm. 1990. E. and F.

ISBN 0-660-13331-8.

DDC 354.710081/9.

This reference publication provides insight into the wide

1986 CENSUS

range of activities involved in undertaking the 1986 Census of Canada. More specifically, it focuses on the planning, procedures and systems required to carry out and complete the Census. Particular attention is given to changes and improvements in the 1986 Census (relative to the 1981 Census) and to special issues that were addressed. This publication complements two other general reference publications on the 1986 Census: the *Census Dictionary* (Cat. no. 99-101E) and the *Census*

Handbook (Cat. no. 99-104E). It is hoped that all three references will help users to better understand and correctly interpret 1986 Census data.

Per Issue

<i>Canada:</i>	\$23.00
<i>United States:</i>	US\$24.00
<i>Other Countries:</i>	US\$24.00

MICRODATA FILES

As indicated in the introduction, this section is a listing of microdata files that have not been described before in the *Statistics Canada Catalogue*. The information was supplied by project managers in various divisions throughout the Agency. The file descriptions may vary somewhat in consistency of content and presentation. However, users should find the descriptive material adequate as a first step in the identification of data related to their needs.

Microdata files consist of unaggregated records of individual responses to Agency surveys, which have been carefully screened to ensure complete confidentiality (i.e. all records are non-identifiable). Selected data sets in this form have been assembled to be used, along with necessary documentation, on users' own computer systems.

The file descriptions are in the form of information profiles. Each heading provides information on an important aspect of the file. Although not detailed, the profile information is designed to permit a prospective client to decide if information from a particular file is likely to meet his or her need. However, before ordering, it is advised that the address or telephone number provided under the heading, "Contact" be used to obtain information on availability as well as quality, confidentiality, delivery dates, or other conditions or restrictions which may apply.

Note: Indexing for the microdata files has been incorporated in the main subject and author/title indexes.

MDF-3135

National Graduate Survey. 1978-

Summary

The survey was designed to determine the employment experience of university and college graduates and provide information on rates of unemployment, under-employment, career expectations, and the relationship between post-secondary education and occupational experience. Information is given on fields of study, employment 2 or 5 years after graduation (occupations and industries), relationships between study and employment, annual salaries, percentage working/not working, and job satisfaction.

Frequency

First survey conducted in 1978 for 1976 graduates; update conducted in 1984 for 1982 graduates; 1987 for 1982 graduates; 1988 for 1986 graduates

Reference period

1976 to 1978; 1982; 1986

Universe

All graduates of universities, college, trade vocational programs (trade vocational programs were not covered in 1978)

Geographic coverage

All provinces except Québec for 1978

Sample size

1978: 29,609; 1984: 35,717; 1987: 35,717; 1988: 40,814

Collection method

Telephone interview

Collection period

June/July 1978 ; June 1984, 1987, 1988

Related publications

81-572

Price

\$500.00 per file

Contact

Doug Lynd
Education, Culture and Tourism Division
(613)-951-1524

Ray Lortie

Education, Culture and Tourism Division
(613) 951-1525

MDF-3217

Canada Health Survey. 1978/79

Summary

This sample survey provides data on the lifestyle and health of Canadians, and was conducted jointly by Statistics Canada and Health and Welfare Canada. Persons in households are the basic sampling units. 352 variables including weighting factors are available. Briefly, these variables measure 1) risk factors: lifestyle, bio-medical and environmental; 2) health status: physical and emotional health and health problems; and 3) health status consequences: medical care utilization and health problem impact. Extensive demographic and some household characteristic information is available.

Universe

Non-institutionalized population of Canada, excluding residents of the Territories, Indian reserves, and remote areas as defined by the Labour Force Survey

Geographic coverage

Regions

Sample size

31,668; approximately 12,000 households

MICRODATA FILES

Collection method

Personal interview; physical measures (fitness tests and blood samples)

Collection period

Survey conducted May 1978 to March 1979; only data for July 1978 to March 1979 are available for public use

Related publications

82-538

Price

\$300.00

Contact

Diane Muralt
Canadian Centre for Health Information
(613)-951-8575

Lise Lafleur

Canadian Centre for Health Information
(613)-951-1636

MDF-3221a

Health and Activity Limitation Survey (HALS): Adults in Households. 1986

Summary

This post-censal survey identifies numbers and distribution of disabled adults in households, and the barriers experienced by them in such areas as employment, education, transportation, community support, housing, and leisure activities. Includes selected demographic data from the 1986 Census as well as information on the nature and severity of disability, the type of aids used or needed, and income and expenses resulting from a health problem or condition. Records are also included for non-disabled persons, giving census data only.

Universe

Persons 15 years of age and over living in Canadian households at the time of the 1986 Census

Geographic coverage

Canada; provinces; territories; and the following census metropolitan areas (CMAs): St. John's, Halifax, Montréal, Toronto, Winnipeg, Edmonton, Calgary, Vancouver

Sample size

Total respondents (disabled and non-disabled): 132,337;
Disabled: 71,900

Collection method

Personal/telephone interview

Collection period

August to October 1986

Related publications

82-602 to 82-614

Price

\$3,000.00

Contact

Janet Pantalone
Post-Censal Surveys Program
(613)-951-0025
(Bilingual)

Adele Furrie

Post-Censal Surveys Program
(613)-951-4531
(English only)

MDF-3221b

Health and Activity Limitation Survey (HALS): Children in Households. 1986

Summary

This post-censal survey identifies numbers and distribution of disabled children in households, and the barriers experienced by them in such areas as education, transportation and housing. Includes selected demographic data from the 1986 Census as well as information on the nature and severity of disability, long-term conditions or health problems, the type of aids used, and expenses resulting from a health problem or condition. Records are also included for non-disabled children, giving census data only.

Universe

Persons 14 years of age and under, living in Canadian households at the time of the 1986 Census

Geographic Coverage

Canada and the following four regions: East, Québec, Ontario and West (including Yukon and Northwest Territories)

Sample size

Total respondents (disabled and non-disabled): 35,160;
Disabled: 10,240

Collection method

Personal/telephone interview

Collection period

August to October 1986

Related publications

82-602

Price

\$1,000.00

MICRODATA FILES

Contact

Janet Pantalone
Post-Censal Surveys Program
(613)951-0025
(Bilingual)

Adele Furrie
Post-Censal Surveys Program
(613)951-4531
(English only)

MDF-3222

**Health and Activity Limitation Survey (HALS):
Disabled Adults in Health-Related Institutions.
1987**

Summary

This post-censal survey identifies numbers and distribution of disabled adults in institutions, and the barriers experienced by them. Types of institutions include special care homes and institutions for the elderly and chronically ill, general hospitals, psychiatric institutions, and treatment centres and institutions for the physically handicapped. Data includes nature and severity of disability, type of aids used or needed, and out-of-pocket expenses resulting from a health problem or condition.

Universe

Disabled adults aged 15 and over, who as of March 1, 1987 had been residing in a health-related institution for a continuous period of at least 6 months

Geographic coverage

Canada (excluding the Yukon and Northwest Territories); provinces

Sample size

Approximately 17,434 persons from 1100 institutions

Collection method

Personal interview

Collection period

March to April 1987

Related publications

82-602

Price

\$1,500.00

Contact

Janet Pantalone
Post-Censal Surveys Program
(613)-951-0025
(Bilingual)

Adele Furrie
Post-Censal Surveys Program
(613)-951-4531
(English only)

MDF-3502a

Census Families: Income. 1971-

Summary

This file contains data collected in the Survey of Consumer Finances. Information is provided on family income and earnings, family characteristics, and personal and labour-related characteristics of the head and spouse.

Frequency

Biennial (1971 to 1981), 1982; annual (1984-)

Reference period

Calendar year; the year in the title of the file is the income year

Universe

Census families and persons not in families living in private dwellings in Canada; excludes the Yukon, Northwest Territories, and Indian reserves

Geographic coverage

Codes are given for provinces, areas with population 500,000 +, 100,000 to 499,999, 30,000 to 99,999, urban areas less than 30,000, and rural areas

Sample size

39,833 Census families (1989)

Collection method

Mailout/telephone interview

Collection period

April following the reference year

Related publications

13-208

Price

\$900.00 per file

Contact

Peter Hewer
Household Surveys Division
(613)-951-9775
(613)-951-9778

MICRODATA FILES

MDF-3502b

Economic Families: Income. 1973-

Summary

This file contains data collected in the Survey of Consumer Finances. Information is provided on earnings, transfers, and total income for the head of the economic unit and spouse, as well as family characteristics and personal and labour-related characteristics.

Frequency

Biennial (1973 to 1981), 1982; annual (1984-)

Reference period

Calendar year; the year in the title of the file is the income year

Universe

Economic families and unattached individuals living in private dwellings in Canada; excludes the Yukon, Northwest Territories and Indian reserves

Geographic coverage

Codes are given for provinces, areas with population 500,000+, 100,000 to 499,999, 30,000 to 99,999, urban areas less than 30,000, and rural areas

Sample size

38,027 Economic families (1989)

Collection method

Mailout/telephone interview

Collection period

April following the reference year

Related publications

13-207; 13-210; 13-217

Price

\$900.00 per file

Contact

Peter Hewer
Household Surveys Division
(613)-951-9775
(613)-951-9778

MDF-3502c

Income, Assets and Debt. 1977, 1984

Summary

This file contains data collected in the Survey of Consumer Finances. Information is provided for eleven component sources of family assets, nine component sources of family income, and three component sources of family debt. Family characteristics, personal and labour-related characteristics of family head and spouse, and data on total net worth are also included.

Reference period

Income for previous calendar year; assets and debts at time of survey; the year in the title of the file is the survey year

Universe

Economic families and unattached individuals living in private dwellings in Canada; excludes the Yukon, Northwest Territories, and Indian reserves

Geographic coverage

Codes are given for regions, and areas with population 500,000+, 30,000 to 99,999, 100,000 to 499,999, urban areas less than 30,000, and rural areas

Sample size

14,029 Economic families (1984)

Collection method

Personal interview

Collection period

April/May

Related publications

13-570; 13-572; 13-578; 13-580

Price

\$1,000.00 per file

Contact

Peter Hewer
Household Surveys Division
(613)-951-9775
(613)-951-9778

MDF-3502d

Individuals Aged 15 and Over, With and Without Income. 1981-

Summary

This file contains data collected in the Survey of Consumer Finances. Information is provided on income as well as personal and labour-related characteristics of individuals 15 and over. A limited number of characteristics of the individual's economic and census families are also included.

Frequency

Annual (no file for 1983 income)

Reference period

Calendar year; the year in the title of the file is the income year

Universe

Individuals 15 years and over living in private dwellings in Canada; excludes the Yukon, Northwest Territories, and Indian reserves

MICRODATA FILES

Geographic coverage

Codes are given for provinces, areas with population 500,000+, 100,000 to 499,999, 30,000 to 99,999, urban areas less than 30,000, and rural areas

Sample size

74,839 Individuals (1988)

Collection method

Mailout/telephone interview

Collection period

April following the reference year

Related publications

13-207; 13-210; 13-217

Price

\$900.00 per file

Contact

Peter Hewer
Household Surveys Division
(613)-951-9775
(613)-951-9778

MDF-3502e

Key File. 1987-

Summary

The purpose of this file is to enable users to combine the Survey of Consumer Finances and Household Income Facilities and Equipment (HIFE) files into custom-tailored household and sub-household units. This file consists of one record for each child and adult in the survey's samples. Each record has the household economic family, census family and individual 15 years and over individual microdata tape identification numbers.

Reference period

Income for previous calendar year and household facilities and equipment at the time of survey; the year in the title of the Key File is the survey date - eg, the 1989 Key File allows linkage of HIFE file containing May 1989 HFE data and income files containing 1988 income

Universe

Economic families and unattached individuals living in private dwellings in Canada; excludes the Yukon, Northwest Territories, and Indian reserves

Geographic coverage

Codes on linked files are given for regions, and areas with population 500,000+, 100,000 to 499,999, 30,000 to 99,999, urban areas less than 30,000, and rural areas

Sample size

97,532 records (1989)

Collection method

Mailout/telephone interview

Collection period

April/May

Related publications

13-207; 13-208; 13-210; 13-217; 13-218; 64-202

Price

\$900.00 per file

Contact

Peter Hewer
Household Surveys Division
(613)-951-9775
(613)-951-9778

MDF-3503

Family Food Expenditure Survey. 1984-

Summary

This is a sample survey providing estimates of food expenditures and quantities purchased by spending units (families and unattached individuals) living in private households. Throughout the year people were asked to record their expenditure on food and other selected items for a period of 2 weeks. Topics include: composition of spending unit; characteristics of head and spouse and dwelling; food and beverages while away from home; personal income in past 12 months; food and beverages purchased from stores by type of store; and food and beverages from restaurants by type of restaurant.

Frequency

Biennial

Reference period

Two weeks following initial contact

Universe

Families and unattached individuals living in private households

Geographic coverage

1984: 15 major cities; 1986: urban and rural areas of all provinces

Sample size

1984: 5,500 households; 1986: 11,000 households

Collection method

Personal interview

Collection period

January to December

MICRODATA FILES

Related publications

62-554

Price

\$800.00 per file

Contact

Ulysse Nevraumont
Household Surveys Division
(613)-951-4643

MDF-3504

Survey of Family Expenditures. 1978-

Summary

This sample survey provides estimates of expenditures by spending units (families and unattached individuals) living in private households, as well as their budgets for the year, including all expenditures, income, and changes in assets and debts. Topics include: composition of spending unit, characteristics of dwelling, shelter expenses, furnishings and equipment, running the home, food and alcohol, clothing, medical and health care, travel and transportation, recreation and education, tobacco and miscellaneous expenses.

Frequency

Biennial

Reference period

Calendar year

Universe

Families and unattached individuals living in private households

Geographic coverage

1984: 15 major cities; 1978, 1982, 1986: urban and rural areas of all provinces

Sample size

1978: 9356 families; 1982: 10,938 families; 1984: 4792 families; 1986: 10,356 families

Collection method

Personal interview

Collection period

January to March following the reference year

Related publications

62-555

Price

\$800.00 per file

Contact

Ulysse Nevraumont
Household Surveys Division
(613)-951-4643

MDF-3506

Household Income, Facilities and Equipment (HIFE). 1972-

Summary

This file combines data from the Survey of Consumer Finances (SCF) and the Household Facilities and Equipment Survey (HFE). It relates household facilities and equipment data to the level of household income received in the preceding year. Data items include: dwelling characteristics, household facilities and equipment, recreational equipment, household and family income, and personal and labour-related characteristics. The file for 1988 also includes data from the Shelter Cost Survey.

Frequency

Biennial: (1972 to 1982), 1983; annual: (1985-)

Reference period

Income data is for previous calendar year; household facilities and equipment are those present at time of survey; the year in the title of the file is the survey year - eg. 1989 HIFE file contains HFE data from May 1989 and 1988 income data from the SCF

Universe

Private households in Canada; excludes the Yukon, Northwest Territories, and Indian reserves

Geographic coverage

Codes are given for provinces, areas with population 500,000 +, 100,000 to 499,999, 30,000 to 99,999, urban areas less than 30,000, and rural areas

Sample size

30,465 households (1989)

Collection method

Mailout/telephone interview

Collection period

April/May

Related publications

13-218; 13-560; 13-565; 13-567; 64-202

Price

\$900.00 per file
\$1000.00 for 1988 file containing shelter data

MICRODATA FILES

Contact

Peter Hewer
Household Surveys Division
(613)-951-9775
(613)-951-9778

MDF-3801

Survey of Annual Work Patterns. 1979- 1985

Summary

The survey provides information on persons employed all year, those not employed all year, those looking for work while unemployed, those who did not work at all, and students working sometime during the year.

Frequency

Irregular; for the year 1981, replaced by Survey of 1981 Work History; from 1986, replaced by Labour Market Activity Survey

Reference period

Calendar year

Universe

Civilian, non-institutionalized population 15 years of age and over, excluding residents of the Yukon, Northwest Territories, and Indian reserves

Geographic coverage

Provinces; major metropolitan areas

Sample size

40,000 (1985)

Collection method

Personal/telephone interview

Collection period

December (1982 to 1985)

Related publications

71-531

Price

\$500.00 per file

Contact

Denis Lefebvre
Household Surveys Division
(613)-951-4600

MDF-3802

Fuel Consumption Survey. 1987, 1988

Summary

The purpose of the survey is to establish a database on personal use vehicles, containing the following information: total distance travelled, total amount of fuel consumed, average distance per unit of fuel, total expenditures on fuel, seasonal fluctuations in fuel consumption, and distance travelled by province.

Frequency

Annual

Reference period

Calendar year

Universe

1987: Personal use passenger cars, light trucks and vans
1988: Personal use passenger cars

Geographic coverage

10 provinces

Sample size

1987: 2559 cars, 1632 trucks; 1988: 2223 cars

Collection method

Telephone screening interview followed by mailout/mailback diary covering a one month period

Collection period

January to December 1987; January to December 1988

Sponsor

Road Safety and Motor Vehicle Regulation, Transport Canada

Related publications

53-007; 53-226

Price

\$300.00 per file (3 files)

Contact

Stephen Arrowsmith
Household Surveys Division
(613)-951-4646
(English)

Cynthia Silver

Household Surveys Division
(613)-951-4726
(French)

MICRODATA FILES

MDF-3804

Survey of 1981 Work History.

Summary

This survey was conducted as a supplement to the monthly Labour Force Survey, and provides detailed information on all jobs (up to a maximum of four) held by respondents over the course of 1981. For each job, data are shown for the industry, occupation, class of worker (paid, unpaid or self-employed) and months worked. For paid workers, data are presented on work schedule, wage rate, reasons for working variable hours, union membership, and desire for additional hours (part-time employees only). Standard demographic variables and annual income from all sources are shown for all respondents. Work history data for later years is collected in Survey of Annual Work Patterns and Labour Market Activity Survey.

Reference period

January to December 1981

Universe

Civilian, non-institutionalized population of Canada, 15 years and over, excluding residents of the Yukon, Northwest Territories and Indian reserves

Geographic coverage

Provinces

Sample size

33,733

Collection method

Personal/telephone interview

Collection period

January 1982

Sponsors

Labour Canada and Canada Employment and Immigration Commission

Related publications

71-002 (Oct.1982); 71-601 no. 38

Price

\$500.00

Contact

Scott Murray
Household Surveys Division
(613)-951-9476

MDF-3805

Survey of Absence from Work. 1976-1990

Summary

The survey is conducted as a supplement to the Labour Force Survey and provides information on absences from work by paid employees due to illness, accident or pregnancy. It includes number of hours worked, number of absences and duration, reasons for absence, and type of compensation received.

Frequency

Annual

Reference period

Calendar year

Universe

Civilian, non-institutionalized population of Canada, 15 years of age and over, excluding residents of the Yukon, Northwest Territories, and Indian reserves

Geographic coverage

Provinces

Sample size

26,000

Collection method

Personal/telephone interview

Collection period

February following the reference year

Sponsor

Actuarial Services Branch, Employment and Immigration Canada

Related publications

71-001; 71-601 no. 32

Price

\$500.00 per file

Contact

Denis Lefebvre
Household Surveys Division
(613)-951-4600

MDF-3806

Survey of Volunteer Workers. 1980

Summary

Conducted as a supplement to the Labour Force Survey, the Survey of Volunteer Workers contains basic information on volunteer workers in general rather than focusing on any particular group of workers. Topics include: quality, hours, and type of work, types of organization served, reasons for volunteering or not volunteering, and details of past volunteer activities.

MICRODATA FILES

Reference period

Past 12 months

Universe

Civilian, non-institutionalized population of Canada, 15 years of age and over, excluding residents of the Yukon, Northwest Territories, and Indian reserves

Geographic coverage

Provinces

Sample size

43,000 individuals in 18,745 households

Collection method

Personal interview

Collection period

February 1980

Related publications

71-601 no. 26

Price

\$500.00

Contact

Scott Murray
Household Surveys Division
(613)-951-9476

MDF-3807**Survey of Child Care. 1981****Summary**

The survey was conducted as a supplement to the Labour Force Survey and provides detailed information on the type, quantity and cost of non-parental care received by pre-school and school-age children. Parents' reasons for choosing a particular type of care, their satisfaction with the arrangements, and their income range, are also presented. Standard demographic and labour market variables are shown for each child, and for each responsible adult (usually the mother) and spouse.

Universe

Civilian, non-institutionalized population of Canada, excluding residents of the Yukon, Northwest Territories, and Indian reserves

Geographic coverage

Provinces

Sample size

18,666

Collection method

Personal interview

Collection period

February 1981

Related publications

71-601 no. 31

Price

\$500.00

Contact

Scott Murray
Household Surveys Division
(613)-951-9476

MDF-3808a**Survey on the Importance of Wildlife to Canadians. 1988****Summary**

The major objective of the survey is to collect information on watching, feeding, attracting, photographing, and hunting wildlife, and what these activities contribute to the Canadian economy. Information is provided on individuals' participation in and expenditure on wildlife activities under the following headings: general information, wildlife activities around residence or cottage, activities away from residence or cottage, and hunting wildlife.

Frequency

Occasional; conducted in 1982 under title: Survey on the Value of Wildlife to Canadians

Reference period

January to December 1987

Geographic coverage

Provinces

Sample size

68,000

Collection method

Mailout/mailback

Collection period

February 1988

Sponsor

Canadian Wildlife Service

Price

\$500.00

Contact

Anne Haining
Household Surveys Division
(613)-951-4592

MICRODATA FILES

MDF-3808b

Survey on the Value of Wildlife to Canadians. 1982

Summary

The major objective of the survey is to collect information on watching, feeding, attracting, photographing, and hunting wildlife, and what these activities contribute to the Canadian economy. Information is provided on individuals' participation in and expenditure on wildlife activities under the following headings: general information, wildlife activities around residence or cottage, activities away from residence or cottage, and hunting wildlife.

Frequency

Occasional; conducted in 1988 under title: Survey on the Importance of Wildlife to Canadians

Reference period

January to December 1981

Geographic coverage

Provinces

Sample size

68,000

Collection method

Personal/telephone interview

Collection period

February 1982

Sponsor

Canadian Wildlife Service

Price

\$500.00

Contact

Anne Haining
Household Surveys Division
(613)-951-4592

MDF-3810

Canadian Travel Survey. 1978-

Summary

Conducted as a supplement to the Labour Force Survey, the Canadian Travel Survey provides information on the characteristics of trips made by Canadians, including duration of trip, origin, destination, type of accommodation, reason for trip, mode of transportation, etc. In addition, socio-demographic characteristics of respondents are provided from the Labour Force Survey.

Frequency

Biennial (1982-)

Reference period

Previous quarter

Universe

Canadian population 15 years of age and over living in households, excluding residents of the Yukon, Northwest Territories, and Indian reserves

Geographic coverage

Provinces (origin and destination), selected census metropolitan areas (the 10 largest), tourism regions (destination only), and census economic regions (origin and destination)

Sample size

Varies between 7,000 and 25,000 households

Collection method

Personal/telephone interview

Collection period

January, April, July, October (every second year)

Sponsor

Tourism Canada

Related publications

87-504

Price

\$500.00 per file

Contact

Denis Lefebvre
Household Surveys Division
(613)-951-4600

MDF-3812

Travel to Work Survey. 1978-1984

Summary

As a supplement to the Labour Force Survey, the Travel to Work Survey is used to assist in the formulation of transportation policies and planning. Questions include: distance to place of work, time required to get to work, method of transportation used, perceived availability and use of public transportation, availability and use of automobiles, number of persons travelling together by car, and model and year of car.

Reference period

Previous week

Universe

Canadian employed population 15 years and over, excluding residents of the Yukon, Northwest Territories, and Indian reserves

MICRODATA FILES

Geographic coverage

Canada; provinces; 10 largest census metropolitan areas(CMAs); CMA total/non-CMA total

Sample size

40,000 (1984)

Collection method

Personal/telephone interview

Collection period

November

Sponsors

Transport Canada and Energy, Mines and Resources Canada

Related publications

87-502; 87-503

Price

\$500.00 per file

Contact

Denis Lefebvre
Household Surveys Division
(613)-951-4600

MDF-3813

Survey of Smoking Habits. 1972-

Summary

Conducted as a supplement to the Canadian Labour Force Survey, the Survey of Smoking Habits examines trends in the smoking behaviour of the Canadian population. The primary focus is on three specific groups: non- smokers, regular cigarette smokers, and occasional cigarette smokers.

Frequency

Irregular

Reference period

Calendar year

Universe

Persons 15 years and over from households across Canada, excluding the Yukon, Northwest Territories, and Indian reserves

Sample size

Approximately 32,500 persons from 18,600 households (1986)

Collection method

Telephone/personal interview

Collection period

December

Sponsor

Health Promotion Directorate, Health and Welfare Canada

Price

\$600.00 per file

Contact

Anne Haining
Household Surveys Division
(613)-951-4592

MDF-3814a

Current Population Profile. 1980

Summary

Conducted as a supplement to the Labour Force Survey, the 1980 Current Population Profile was designed to collect information about migrants coming to British Columbia and Alberta from other provinces since June 1, 1976. It contains data on language, education, migration history, and work experience before and after the most recent move.

Frequency

One time only; Canada update 1982

Reference period

June 1976 to December 1980

Universe

Civilian, non-institutionalized individuals 15 years of age and older, excluding residents of Indian reserves

Geographic coverage

British Columbia and Alberta

Sample size

22,000

Collection method

Personal interview

Collection period

December 1980

Related publications

71-601 no. 28

Price

\$500.00

Contact

Scott Murray
Household Surveys Division
(613)-951-9476

MICRODATA FILES

MDF-3814b **Current Population Profile. 1982, 1984**

Summary

Conducted as a supplement to the Labour Force Survey, the Current Population Profile is designed to collect information on the numbers and characteristics of recent migrants in order to allow provinces to better assess their impact on social programs, and to improve the accuracy of intercensal migration data and population estimates. Topics include language, education, migration history, and work experience before and after the most recent move.

Frequency

Originally conducted in 1980 (British Columbia and Alberta only); update for Canada 1987

Universe

All household members aged 00 to 99, excluding residents of the Yukon, Northwest Territories, and Indian reserves

Geographic coverage

Provinces

Sample size

96,175 (1982)

Collection method

Personal/telephone interview

Collection period

August (1982)

Price

\$500.00

Contact

Scott Murray
Household Surveys Division
(613)-951-9476

MDF-3815 **Survey of Leisure Time Activities and Reading Habits. 1978**

Summary

The survey is aimed at determining directly who reads, how much reading is done, and what is read, including types of material and subject matter. It also updates general leisure-time activity data.

Reference period

Previous month

Universe

Individuals 15 years of age and older

Geographic coverage

Provinces

Sample size

9,333

Collection period

February 1978

Price

\$500.00

Contact

Scott Murray
Household Surveys Division
(613)-951-9476

MDF-3820 **Labour Market Comparison Study. 1979**

Summary

The survey was designed to answer questions on the structure and characteristics of employment and unemployment in Newfoundland. Ontario is used as the control group to compare and define differences. Topics include: search for work, type of work, earnings, choice of location, province, distance to work, past employment, training, attitudes towards unemployment insurance and work, cost of living comparison, receipt of unemployment insurance benefits, and income.

Reference period

Calendar year

Universe

Individuals 15 years of age and older

Geographic coverage

Newfoundland and Ontario

Sample size

3,200

Sponsor

Economic Council of Canada

Price

\$500.00

Contact

Scott Murray
Household Surveys Division
(613)-951-9476

MICRODATA FILES

MDF-3821

Survey of Job Opportunities. 1978-1989

Summary

Conducted as a supplement to the Labour Force Survey, the Survey of Job Opportunities collects information on persons not in the labour force who say they want and are available for work but who are not currently seeking employment. The purpose is to identify 1) persons inactive due to labour market conditions or their own preference, and the participation patterns and type of work desired by such individuals; 2) persons who have become discouraged looking for work and believe no suitable jobs are available; and 3) persons who know that work will not be available in their community until some future time, due to seasonal or economic conditions. Standard demographic variables are shown for each respondent.

Frequency

Annual

Reference period

Previous week

Universe

Civilian, non-institutionalized residents of Canada, 15 years and over, excluding residents of the Yukon, Northwest Territories, and Indian reserves

Geographic coverage

Provinces

Sample size

All Labour Force Survey rotation groups

Collection method

Telephone/personal interview

Collection period

March; September 1981, 1984

Related publications

71-001; 71-601 nos. 21, 23, 25, 27, 30

Price

\$500.00

Contact

Denis Lefebvre
Household Surveys Division
(613)-951-4600

MDF-3822a

Ontario Tourism Attitude and Motivation Study. 1986

Summary

Conducted in conjunction with the Labour Force Survey, the Ontario Tourism Attitude and Motivation Study was designed to discover not only the reason why trips were taken, but what motivated the traveller in the first place. The answers are an indication of how important people, places and things are to each trip, how pleased or displeased the person is with the trip, and what people look for and/or expect when they travel. The data can be used for the purpose of improving service to travellers.

Reference period

October 1985 to September 1986

Universe

Civilian household members 18 years of age and older

Geographic coverage

Ontario and Montréal

Sample size

Approximately 9,000

Collection method

Personal/telephone interview

Collection period

September 1986

Sponsor

Ontario Ministry of Tourism and Recreation

Price

\$500.00

Contact

Mike Sheridan
Household Surveys Division
(613)-951-9480

MDF-3822b

Tourism Attitude and Motivation Study. 1983

Summary

The Tourism Attitude and Motivation Study was designed to discover not only the reasons why trips were taken, but what motivated the traveller in the first place. The answers are an indication of how important people, places and things are to each trip, how pleased or displeased the person is with the trip, and what they look for and/or expect when they travel. The data can be used for the purpose of improving services to travellers.

Reference period

October 1982 to September 1983

Universe

Civilian household members 18 years of age and older

MICRODATA FILES

Geographic coverage

Provinces

Sample size

18,266

Collection method

Personal/telephone interview

Collection period

September 1983

Sponsor

Tourism Canada

Price

\$500.00

Contact

Mike Sheridan
Household Surveys Division
(613)-951-9480

MDF-3823

Postsecondary Student Survey. 1984

Summary

The survey was designed to address: 1) access to postsecondary education; 2) part-time and full-time study and employment; 3) students' income and expenditures; and 4) issues such as mobility, language and Canadian studies.

Reference period

1983 to 1984

Universe

Students enrolled in postsecondary study across Canada in the fall term of 1983

Geographic coverage

National

Sample size

63,838

Collection method

Mailout/mailback with telephone follow-up

Collection period

March 1984

Sponsor

Department of the Secretary of State

Price

\$500.00

Contact

Scott Murray
Household Surveys Division
(613)-951-9476

MDF-3826

Canadian Health and Disability Survey. 1983/84

Summary

The survey, a supplement to the Labour Force Survey, was conducted in response to the recommendation of the Special Parliamentary Committee on the Disabled and the Handicapped to generate comprehensive data on disabled persons in Canada. The file is composed of two separate databases: one for adults and one for children under 15. Topics include nature of disability, use and need of aids and prostheses, education, accommodation, transportation, employment, and economic characteristics. Demographic and labour-related information from the Labour Force Survey are also included.

Frequency

One time only; evolved into the Health and Activity Limitation Survey (HALS)

Universe

Disabled persons in Canadian households, excluding residents of the Yukon, Northwest Territories and Indian reserves

Geographic coverage

Provinces

Sample size

Total sample: 126,698 adults, 59,195 children, 65,800 households; disabled: 15,854 adults, 3,382 children

Collection method

Personal interview

Collection period

October 1983 and June 1984

Related publications

82-555; 82-563

Price

\$1,000.00

Contact

Diane Muralt
Canadian Centre for Health Information
(613)-951-8575

Lise Lafleur

Canadian Centre for Health Information
(613)-951-1636

MICRODATA FILES

MDF-3828

Health Promotion Survey. 1985.

Summary

The survey collected information on the knowledge, attitudes and behaviour of Canadians about health issues. The purpose was to assist the Department of Health and Welfare in planning programs to promote healthy lifestyles. Topics include alcohol and drug use, smoking, exercise, safety and nutrition.

Universe

Non-institutionalized persons 15 years and over

Geographic coverage

Canada, excluding the Northwest Territories

Sample size

1,150 per province and the Yukon; 2,300 additional households in Edmonton

Collection method

Telephone interview (Random Digit Dialing)

Collection period

June 1985

Sponsor

Health and Welfare Canada

Price

\$500.00

Contact

Jeannine Bustros
Household Surveys Division
(613)-951-6802

MDF-3830

Survey of Union Membership. 1984

Summary

The survey was designed to examine the number of paid workers covered by collective agreements, the number of workers who are union members, the most highly unionized industries and provinces, and the differences in wage and pension plans between unionized and non-unionized workers.

Reference period

1984

Universe

Civilian, non-institutionalized persons 15 years and over, excluding residents of the Yukon, Northwest Territories and Indian reserves

Geographic coverage

Provinces

Sample size

Approximately 84,000

Collection method

Personal/telephone interview

Collection period

December 1984

Sponsor

Labour Canada

Related publications

71-001 (December 1985)

Price

\$1,000.00

Contact

Scott Murray
Household Surveys Division
(613)-951-9476

MDF-3831

Survey on Work Reduction. 1985

Summary

Supplement to the Labour Force Survey designed to estimate the hours of work that would be made available from voluntary work reduction, and to determine the preference for various reduced work time patterns. The data were used by the Conference Board of Canada to determine whether unemployment could be reduced if some employed people would work fewer hours.

Universe

Civilian household members 18 years or over in paid employment

Geographic coverage

Canada, excluding residents of the Yukon, Northwest Territories, and Indian reserves

Sample size

25,000, lowered by non-response to 15,830

Collection method

Mailout/mailback

Collection period

June 1985

Sponsors

Finance Canada, Labour Canada, and Employment and Immigration Canada

Price

\$500.00

MICRODATA FILES

Contact

Anne Haining
Household Surveys Division
(613)-951-4592

MDF-3836

General Social Survey, cycle 1: Health and Social Support. 1985

Summary

The first General Social Survey was designed to monitor changes in the health of Canadians and to examine social support for persons 55 years and older. Topics include: barriers and bridges to improving health status (smoking, alcohol use, physical activity, etc.); current health status (happiness, activity limitation, health problems, etc.); and support networks and social participation of the elderly.

Frequency

Quinquennial

Universe

Non-institutionalized population 15 years and older in the 10 provinces

Geographic coverage

Provinces

Sample size

11,200

Collection method

Telephone interview using Random Digit Dialing for persons aged 15 to 64; personal interview for those 65 and over

Collection period

September/October 1985

Related publications

11-612 no. 1; 89-508

Price

\$750.00

Contact

Doug Norris
Housing, Family & Social Statistics
(613)-951-2572

Ed Praught

Housing, Family and Social Statistics Division
(613)-951-9180

MDF-3837a

Edmonton Crime Survey. 1985

Summary

From a random sample of households, data was collected about crime and victims in the city of Edmonton. The data will be used by the Department of the Solicitor General for the purpose of evaluating and planning crime prevention programs. Topics include: opinions on crime, local crime, personal characteristics, and victimization incidents.

Reference period

January to December 1984

Universe

Individuals 15 years and over

Geographic coverage

Edmonton, Alberta

Sample size

20,000 telephone numbers

Collection method

Telephone Interview (Random Digit Dialing)

Collection period

January 12 to February 9, 1985

Sponsor

Solicitor General of Canada

Price

\$500.00

Contact

Scott Murray
Household Surveys Division
(613)-951-9476

MDF-3837b

Canadian Urban Victimization Survey. 1982

Summary

Victimization surveys are able to collect information about crimes not reported to the police, and provide more detailed information than police records for those crimes which are reported. Data are provided on the extent, distribution and impact of selected crimes, the risk of criminal victimization, and the functioning of the criminal justice system.

Reference period

January to December 1981

Universe

Households in selected census metropolitan areas

Geographic coverage

Vancouver, Edmonton, Winnipeg, Toronto, Montreal, Halifax/Dartmouth, St. John's

MICRODATA FILES

Sample size

Approximately 8,000 to 10,000 persons per city

Collection period

January 1982

Sponsor

Department of the Solicitor General

Price

\$1,000.00

Contact

Scott Murray
Household Surveys Division
(613)-951-9476

MDF-3839

Family History Survey. 1984

Summary

The survey was conducted as a supplement to the Labour Force Survey in response to increasing demand for longitudinal data on the formation and dissolution of families. Respondents were asked to provide detailed information on marriages, common-law partnerships, children they had or had raised, and work patterns. Demographic and labour market related information from the Labour Force Survey are included for each respondent in addition to the family history data.

Universe

Persons 18 to 65 years of age living in households

Geographic coverage

Canada, excluding the Yukon, Northwest Territories, and Indian reserves

Sample size

16,000 individuals, lowered by non-response to 14,004

Collection method

Telephone interview

Collection period

February 1984

Related publications

1981 Census publications 99-955; 99-96; 99-962; 99-963

Price

\$750.00

Contact

Doug Norris
Housing, Family & Social Statistics Division
(613)-951-2572

MDF-3842

Alberta Survey of Apprentices and Journeymen. 1985-1990

Summary

Identifies the number of Alberta registered apprentices and certified journeymen by trade, as well as the number not working in their trade.

Frequency

Annual

Reference period

Employment data for previous week and past 12 months

Universe

Household members 16 to 65 years of age, excluding residents of Indian reserves

Geographic coverage

Alberta

Sample size

13,000 individuals in 6,250 households

Collection method

Telephone/personal interview

Collection period

October

Sponsor

Alberta Career Development and Employment

Price

\$500.00

Contact

Denis Lefebvre
Household Surveys Division
(613)-951-4600

MDF-3845

Survey of Displaced Workers. 1986

Summary

Conducted as a supplement to the Labour Force Survey. Provides information on workers displaced from jobs during the period 1980-85 for reasons of permanent lay-off, plant closures, work shortages, etc. Specifically, data are provided on the number and characteristics of workers affected, reasons for job cutbacks or elimination of shifts, the pattern of employment stability within certain industries and occupations, the impact of job displacement (e.g. how long a person remains without work and whether relocation is necessary to find work), and insurance benefits and training following job displacements.

MICRODATA FILES

Reference period

1980 to 1985

Universe

Civilian, non-institutionalized population 20 years of age and older, excluding residents of the Yukon, Northwest Territories and Indian reserves

Sample size

Labour force survey rotation groups 2,3,4,5, and 6

Geographic coverage

Provinces

Collection method

Personal/telephone interview

Collection period

January 1986

Sponsor

Employment and Immigration Canada

Related publications

71-001

Price

\$500.00

Contact

Mike Sheridan
Household Surveys Division
(613)-951-9480

MDF-3846

Adult Training Survey. 1986

Summary

Conducted as a supplement to the Labour Force Survey, the Adult Training Survey was designed to: 1) estimate the number of persons who took training and educational courses in 1984 and 1985 in order to improve career opportunities, maintain or learn new skills related to their job, or for personal interest; 2) determine the accessibility of such education and training; 3) estimate the number of persons being served by Adult Education and Training programs; 4) determine the length of the Adult Training program or course.

Reference period

January 1984 to December 1985

Universe

Civilian household members 17 to 65 years of age, excluding residents of the Yukon, Northwest Territories, and Indian reserves

Geographic coverage

Provinces

Sample size

75,000

Collection method

Personal/telephone interview

Collection period

February 1986

Sponsor

Employment and Immigration Canada

Price

\$500.00

Contact

Mike Sheridan
Household Surveys Division
(613)-951-9480

MDF-3849

Adult Education Survey. 1984

Summary

Conducted as a supplement to the Labour Force Survey, the Adult Education Survey was designed to: 1) estimate the number of people being served by adult education; 2) determine the level of participation in adult education by region and socio-economic characteristics; and 3) estimate the number of people taking second language training through adult education.

Reference period

January to December 1983

Universe

Civilian, non-institutionalized population 17 years of age and over

Geographic coverage

Canada, excluding residents of the Yukon, Northwest Territories, and Indian reserves

Sample size

Approximately 92,000 individuals from 46,000 households

Collection method

Personal/telephone interview

Collection period

January 1984

Sponsor

Education Support Branch, Department of the Secretary of State

MICRODATA FILES

Related publications

Devereaux, M.S. *One in Every Five: a Survey of Adult Education in Canada*. (Ottawa: Secretary of State and Statistics Canada, 1985)

Price

\$500.00

Contact

Mike Sheridan
Household Surveys Division
(613)-951-9480

MDF-3851

Survey of Maternity Leave. 1985

Summary

The survey was taken to find out 1) how the work patterns of pregnant women have been affected; and 2) how adequate are the income support systems for women (private and public) both before and after the birth of their child. Have these women experienced any difficulties in return to work afterwards? For women who have chosen not to return to the workforce, what are the reasons for their choice?

Reference period

1984

Universe

Women aged 15 to 50

Geographic coverage

Canada

Sample size

50,000 households

Collection method

Telephone/personal interview

Collection period

February 1985

Sponsor

Employment and Immigration Canada

Price

\$500.00

Contact

Scott Murray
Household Surveys Division
(613)-951-9476

MDF-3852

Survey of Educational Attainment (Alberta). 1985

Summary

The survey provides information on post-secondary educational attainment in Alberta. This data is useful to the Alberta government in manpower planning and in forecasting future demands on universities and community colleges in that province. The government needs to determine how skilled the workforce is in order to assess the potential population to be served by universities and colleges.

Universe

Persons 15 years and over living in households

Geographic coverage

Alberta

Sample size

6,200

Collection method

Personal/telephone interview

Collection period

March 1985

Sponsor

Province of Alberta

Price

\$500.00

Contact

Scott Murray
Household Surveys Division
(613)-951-9476

MDF-3853

Labour Market Activity Survey. 1986-

Summary

Objectives of the survey are: 1) to measure the frequency and number of job changes in the Canadian labour market over one and two year periods; 2) to provide information on the characteristics of jobs held during this period; 3) to develop socio-economic/demographic profiles of groups of people who would benefit from Employment and Immigration Canada (EIC) programs; and 4) to identify participants of specific EIC programs. Topics include: periods of employment and unemployment; job search activities; unionization; pension plan coverage; wage rates; work schedules; inter- and intra- employer occupational mobility; and financial compensation during absences from work. Data is presented in 3 files: persons, jobs, and spells of labour market activity.

Frequency

Annual; continues Survey of Annual Work Patterns

MICRODATA FILES

Reference period

Information is collected for a 12 month period and combined with information for a second 12 month period collected a year later

Universe

Civilian, non-institutionalized population aged 16 to 69, excluding residents of the Yukon, Northwest Territories, and Indian reserves

Geographic coverage

Provinces; selected estimates for economic regions and census metropolitan areas

Sample size

66,934 individuals (1986)

Collection method

Telephone personal interview

Collection period

January/February following the reference year

Sponsor

Employment and Immigration Canada

Related publications

71-205; 71-206; 71-207; 71-208

Price

\$1,000.00 per year

Contact

Scott Murray
Household Surveys Division
(613)-951-9476

MDF-3865

Survey of Volunteer Activity. 1987

Summary

The survey, conducted as a supplement to the Labour Force Survey, profiles the characteristics of individual volunteers. It provides information on: activities of volunteers and the organizational settings in which they take place; reasons for volunteering; cost and amount of time spent volunteering; and opinions of volunteers on various aspects of their experience. Data is contained in three separate files: the Person File, containing information provided by the 37,426 respondents to the screening questionnaire; the Volunteer File, containing information provided by the 11,023 formal volunteers responding to the follow-up questionnaire, plus 15,734 individuals who were not formal volunteers; and the Organization File, containing information for 19,535 organizations reported by the formal volunteers.

Reference period

November 1986 to October 1987

Universe

Civilian, non-institutionalized population aged 15 or over, excluding residents of the Yukon, Northwest Territories, and Indian reserves

Geographic coverage

Provinces

Sample size

37,426

Collection method

Personal and telephone interview (screening);
mailout/mailback (follow-up)

Collection period

October 1987 to January 1988

Sponsor

Department of the Secretary of State

Related publications

71-535 no. 4

Price

\$500.00

Contact

Scott Murray
Household Surveys Division
(613)-951-9476

MDF-3869

Survey on Drinking and Driving. 1988

Summary

The objectives of the survey were: 1) to collect etiological, attitudinal, cognitive and behavioural information regarding drinking and driving; 2) to collect information useful at both provincial and national levels; 3) to collect baseline data which can be used to assess trends and changes in variables over time. The goal of the overall program, of which the national survey is a part, is to change the prevailing social acceptability of drinking and driving at the community level. Questions cover personal behaviour, drinking habits, drinking and driving situations, and demographic characteristics.

Frequency

Follow-up planned in several years

Reference period

Varies from past 30 days to past 3 years

Universe

Persons aged 16 to 69

MICRODATA FILES

Geographic coverage

Provinces, excluding residents of the Yukon and Northwest Territories and full-time residents of institutions

Sample size

Approximately 10,000 interviews (1,000 per province)

Collection method

Telephone interview (Random Digit Dialing)

Collection period

March 1988

Sponsor

Health and Welfare Canada

Price

\$750.00

Contact

Anne Haining
Household Surveys Division
(613)-951-4592

MDF-3870

Current Population Profile. 1987

Summary

Conducted as a supplement to the Labour Force Survey, the Current Population Profile is designed to answer one basic question about migration in Canada: who are the migrants? For persons who have lived in another province, territory or country since June 3, 1981, data are given on when and from which province they moved, as well as demographic, educational and employment characteristics.

Frequency

1980 (British Columbia and Alberta only); 1982 and 1984 (Canada)

Reference period

June 1981 to November 1987

Universe

Household members 15 years and over

Geographic coverage

Provinces, excluding residents of the Yukon, Northwest Territories and Indian reserves

Sample size

99,467

Collection method

Telephone/personal interview

Collection period

November 1987

Sponsors

Alberta Manpower Information and Planning Commission

Price

\$500.00

Contact

Scott Murray
Household Surveys Division
(613)-951-9476

MDF-3873

National Alcohol and Drug Survey. 1988

Summary

The main objective of the survey is to collect data on the negative consequences associated with drug and alcohol use. It provides information on: 1) attitudes and beliefs concerning the consequences of drug and alcohol use; 2) individuals' experiences and behaviour in relation to their own use of alcohol, medications and illegal drugs; 3) others' use of the above substances and the effect on the respondent; 4) demographic characteristics.

Universe

Persons 15 years of age and over

Geographic coverage

Provinces, excluding residents of the Yukon and Northwest Territories

Sample size

11,634

Collection method

Telephone interview (Random Digit Dialing)

Collection period

March 1988

Sponsor

Health Promotion Studies Unit, Health and Welfare Canada

Price

\$750.00

Contact

Anne Haining
Household Surveys Division
(613)-951-4592

MICRODATA FILES

MDF-3890

General Social Survey, cycle 2: Time use, Social Mobility, and Language use. 1986

Summary

This survey monitors changes in the social mobility and time use of Canadians, and examines language knowledge and use. Topics include occupation, education of Canadians and their parents, language knowledge and use, activities over a 24-hour period, and data for each episode of time use.

Frequency

Quinquennial

Universe

Non-institutionalized population 15 years and over in the 10 provinces

Geographic coverage

Provinces

Sample size

16,390 for social mobility and language component; 9,946 for time use component

Collection method

Telephone interview (Random Digit Dialing)

Collection period

November/December 1986

Price

\$750.00

Contact

Ghislaine Villeneuve
Housing, Family and Social Statistics Division
(613)-951-4995

MDF-3901a

1986 Census Public Use Microdata File on Families

Summary

The file contains data based on a sample of 67,000 families and 36,000 non-family persons representing approximately 1% of those enumerated during 1986 Census. Extensive demographic, social and economic information such as age, schooling, ethno-cultural and income characteristics are provided, for families and their members, as well as for non-family persons. The file allows users to return to the base unit of the census, enabling them to group data to suit their own requirements.

Universe

Families in private households excluding Indian reserves who partially or totally refused to be enumerated in 1986 Census

Geographic coverage

Canada: provinces and territories (Yukon and Northwest Territories combined); 15 census metropolitan areas

Sample size

1% (103,000 records)

Collection period

June 1986

Related publications

99-101; 99-103; 99-104; 99-105; 99-106

Price

\$2000.00

Contact

Lorna Bailie
Census Operations Division
(613) 951-4568

Ordering

Electronic Data Dissemination Division
(613) 951-8200

MDF-3901b

1986 Census Public Use Microdata File on Individuals.

Summary

The file contains data based on a sample of 500,000 individuals, representing approximately 2% of the population enumerated during 1986 Census. Extensive demographic, social and economic information, such as income, age, schooling, and ethno-cultural characteristics are provided. The file allows users to return to the base unit of the census, enabling them to group data to suit their own requirements.

Universe

All individuals except residents of institutions and incompletely enumerated Indian reserves

Geographic coverage

Canada's provinces and territories (Yukon and Northwest Territories combined); 12 census metropolitan areas

Sample size

2% (500,000 individuals)

Collection period

June 1986

MICRODATA FILES

Related publications

99-101; 99-103; 99-104; 99-105; 99-106

Price

\$4,000.00

Contact

Lorna Bailie
Census Operations Division
(613)-951-4568

Ordering

Electronic Data Dissemination Division
(613)-951-8200

MDF-3901c

1986 Census Public Use Microdata File on Households and Housing.

Summary

The file contains data based on a sample of 115,000 households, representing approximately 1% of all households in Canada, enumerated during 1986 Census. Information is given on households per se, such as total income of household members, and on the dwellings they occupy, such as date of construction. Extensive demographic, social and economic information about the household maintainer, his/her spouse and economic family, are also provided. The file allows users to return to the base unit of the census, enabling them to group data to suit their own needs.

Universe

All private households in occupied private dwellings outside Indian reserves

Geographic coverage

Canada; provinces and Territories (Yukon and Northwest Territories combined); 21 census metropolitan areas

Sample size

1 % (115,000 households)

Collection period

June 1986

Related publications

99-101; 99-103; 99-104; 99-105; 99-106

Price

\$2,000.00

Contact

Lorna Bailie
Census Operations Division
(613)-951-4568

Ordering

Electronic Data Dissemination Division
(613)-951-8200

MDF-3901d

1981 Census of Canada Public Use Sample Tapes.

Summary

The data have been organized into two files: Individual, and Household/Family. To create each of these basic files an independent stratified sample was taken from 1981 Census records. The Individual file contains detailed demographic and economic data, along with selected family and household characteristics, for each individual in the sample. In the Household/Family file, each record consists of two parts: the household part contains detailed information on the occupants of the household, as well as some information on housing; the family part gives detailed information on each census family and non- family person within the household.

Universe

All private households in occupied dwellings outside Indian reserves

Geographic coverage

To meet confidentiality criteria, geographic areas identified are restricted to provinces and census metropolitan areas with population 250,000 + ; PEI, Yukon and Northwest Territories are combined

Sample size

Individual file: 1 in 50; Household/family file: 1 in 100

Collection period

June 1981

Related publications

1981 Census reference publication, 99-901

Price

Individual file: \$300.00; Household/Family file: \$600.00

Contact

Lorna Bailie
Census Operations Division
(613)-951-4568

Ordering

Electronic Data Dissemination Division
(613)-951-8200

MICRODATA FILES

MDF-3901e **1976 Census of Canada Public Use Sample** **Tapes.**

Summary

The public use sample is a representative sample of individual records from the 1976 Census. Data have been organized into three files: the Individual File contains detailed demographic and economic data, along with a few family and household characteristics, for each individual in the sample; the Household File contains detailed demographic information on the occupants of the household, as well as some information on housing; the Family File gives detailed information on the husband/male lone parent and wife/female lone parent in the census family, as well as grouped data on the other members of the family.

Universe

All private households in Canada outside Indian reserves

Geographic coverage

To meet confidentiality criteria, geographic areas identified are restricted to areas with population 250,000 + (9 provinces and 3 census metropolitan areas: Montréal, Toronto and Vancouver)

Sample size

1 in 100

Collection period

June 1976

Price

\$300.00 per file

Contact

Lorna Bailie
Census Operations Division
(613)-951-4568

Ordering

Electronic Data Dissemination Division
(613)-951-8200

MDF-3901f **1971 Census of Canada Public Use Sample** **Tapes.**

Summary

The public use sample is a representative sample of individual records from the 1971 Census. Data have been organized into 3 files: the Individual File contains detailed demographic and economic data, along with a few family and household characteristics, for each individual in the sample; the Household File contains detailed housing data as well as basic demographic information on the occupants of the household; the Family File gives detailed information on the head and spouse of the census family, as well as grouped data on the other members of the family.

Universe

All households in Canada

Geographic coverage

Geographic information is limited to meet confidentiality criteria; areas identified are restricted to areas with population 250,000 + (9 provinces and 2 census metropolitan areas: Montreal and Toronto)

Sample size

1 in 100

Collection period

June 1971

Price

\$100.00 per reel

Contact

Lorna Bailie
Census Operations Division
(613)-951-4568

Ordering

Electronic Data Dissemination Division
(613)-951-8200

GEOGRAPHY PRODUCTS AND SERVICES

The Geography Division offers a wide variety of digital files, map products and special services described below. **For further information or to order any of these products, please contact your local Statistics Canada Regional Reference Centre (listed in Appendix C), or Geography Information Services at (613) 951-3889.**

DIGITAL FILES

The **digital files** consist of data linkage files and geographic files. These products can be easily integrated into most computer systems, thereby allowing users to build databases. The files are available on diskette or magnetic tape and where indicated are available in special formats. Prices vary from \$300 to several thousand dollars depending on size and complexity of the request. Prices are available upon request and can change without notice.

A. Geographic Files

When used with a mapping software package, these files provide visual representation of geographic areas and the various geostatistical units.

Area Master Files (AMFs):

An Area Master File (AMF) contains a logical representation of all streets and other features such as railroad tracks, rivers and municipal boundaries for a given geographic area (usually a municipality) in machine-readable form. An AMF geographically references every street, address range, block-face and centroid coordinate in the coverage area. AMFs are available for most urban centres with a population of 50,000 or more.

Cartographic Boundary Files (CARTLIBs):

CARTLIBs are digital cartographic libraries of the boundaries and related features of various geostatistical areas. CARTLIBs can be used in conjunction with computer mapping programs to map statistical data. They are available in a variety of popular formats, including ARC/INFO, GIMMS, ATLAS*GRAPHICS, SAS*GRAPH, MAPINFO, and MAPANALYST.

B. Data Linkage Files

These files provide linkages of specific units or place names to the Census geographic codes and names, geographic locations and associated attributes.

Geography Tape File (GTF):

The Geography Tape File assigns to each 1986 Census enumeration area (the basic geographic unit of census data collection) all higher geographic levels by codes and names. It includes all standard geographic codes,

and also locates each enumeration area centroid according to Universal Transverse Mercator (UTM) coordinates and Lambert coordinates, as well as by latitude and longitude. The final 1986 population counts and occupied private dwelling counts for all enumeration areas are also presented.

Postal Code Conversion File (PCCF):

This file matches six-character postal codes to geographic codes used by the Census, and also located each postal code according to Universal Transverse Mercator (UTM) coordinates and latitude/longitude coordinates. The file contains one or more records for each postal code.

Place Name Master File (PNMF):

The 1986 Place Name Master File lists census divisions, census subdivisions and unincorporated places for which population was reported by the 1986 Census. (Unincorporated place refers to any cluster of five or more permanently occupied dwellings, in rural areas, locally known by a specific name but not having a local government or legal limits.) Information given on the PNMF includes Standard Geographical Classification codes, census codes, type of place, location in latitude and longitude, census map number and population. For unincorporated places, a breakdown of population by enumeration areas is also given.

Street Index:

The 1986 Street Index links address ranges to census enumeration area (EA), census tract (CT), census subdivision (CSD) and federal electoral district (FED) levels of the census geographic hierarchy. Street Indexes generally cover urban centres having 50,000 or more in population and are available for 13 census agglomerations (CAs) and 25 census metropolitan areas (CMAs), of which a portion only may be covered. The data contained in each Street Index consist of street data and geographic data: the former include street name, type, direction, odd and even address ranges; the latter include census enumeration area, census tract, census division, census subdivision and federal district.

MAPS

The maps produced by the Geography Division can be divided into two categories: reference maps and statistical maps. The boundaries of census geographic areas are presented on reference maps either in data publications, map bulletins or on individual sheets. These maps enable users to locate and identify census geographic areas and to relate statistical data to the corresponding geographic areas. Statistical maps have been produced to support data publications and to give graphical representation of selected census data variables. The following is a description of both types of maps including prices, numbers and scales of maps.

GEOGRAPHY PRODUCTS AND SERVICES

A. Reference Maps

Several map series have been produced to support 1986 Census publications and the delineation of geostatistical boundaries. With the exception of the G86-16 and the Forward Sortation Area map series, similar maps are also available for other census years.

Prices for preprinted colour maps are \$4 per map, G-Series maps (produced on demand) are \$5, \$10 and \$15 per map, for ozalid paper, intermediate film and opaque film respectively. The G86-13A series is priced at \$1 per sheet. Prices are subject to change without notice.

99-115

Maps, Census Divisions and Subdivisions. 27 p. in various pagings. 30 cm. 1987. Bilingual.

ISBN 0-660-53526-2.

DDC 912/.13046/0971.

This publication presents reference maps of census divisions (CDs) and census subdivisions (CSDs) in each province and territory of Canada for the 1986 Census of Canada. Codes and names for all CDs and census metropolitan areas and census agglomerations are presented for each province and territory. An index map of all CDs in Canada is included. The same series of maps appears in Volume II of the 1986 Standard Geographical Classification Manual, Catalogue 12-572. Scale: 1:250,000 to 1:6,000,000

99-116

Maps, Census Metropolitan Areas and Census Agglomerations. 298 p. in various pagings. 30 cm. 1987. Bilingual.

ISBN 0-660-53527-0.

DDC 912/.13046/0971.

This publication enables users to relate census data to the geographic areas known as census metropolitan areas (CMAs) and census agglomerations (CAs). CMAs and CAs reflect an urban labour market area, an urban core together with surrounding urban and rural areas that are economically and socially integrated with that core. The publication highlights the boundaries of the 25 CMAs and 114 CAs along with their component census subdivisions (municipalities). As well, the publication displays the urbanized core, urban fringe, and rural fringe parts of each CMA/CA. Scale: 1:30,000 to 1:900,000

95-101 to 95-179

Census Tract Reference Maps, 62 Maps

These colour maps appear in the data publications, Census Tract Profile series. The maps present the boundaries of each census tract within census metropolitan areas and tracted census agglomerations. Some street detail is provided to orient the user. These

maps enable users to relate the data presented in the publication to a geographic location. They can also be used to obtain other more detailed enumeration area maps or other data presented by census tract. These maps can be ordered separately. Scale: 1:40,000 to 1:450,000

94-125 and 94-126

Canada / 1976 Federal Electoral District Index Map, 1 Map

This colour index map accompanies the Federal Electoral District (FED) profiles. The map indicates the boundaries for each of the 282 FEDs, according to the 1976 Representation Order, on a general base map of Canada. A list of FEDs and codes are also shown on the map. The map can be purchased separately. Scale: 1:10,000,000

94-133 and 94-134

Canada / 1987 Federal Electoral District Index Map, 1 Map

Same as above, except this map accompanies the profiles for the 295 Federal Electoral Districts according to the 1987 Representation Order. The map can be purchased separately. Scale: 1:10,000,000

Urban Forward Sortation Area Maps, 114 Maps

These colour maps present the boundaries of forward sortation areas (FSAs), the first three characters of the postal code, in census tracted centres of Canada. The maps enable users to relate census data contained in the 1986 Census of Canada, Urban Forward Sortation Area Profiles to the geographic location of the FSA. Scale: 1:40,000 to 1:450,000

Rural Forward Sortation Area Maps, 21 Maps

These black and white maps present the boundaries of forward sortation areas in the rest of Canada not covered by the series above. Scale: 1:250,000 to 1:6,000,000

G86-10 Series, Census Divisions and Subdivisions, 21 Maps

These are black and white versions of the maps available in 99-115. The maps present the boundaries of census divisions (CDs) and census subdivisions for each province. Map scales range from 1:250,000 in the most densely populated areas to 1:4,000,000 in the northern territories. Codes and names for all CDs and census metropolitan areas/census agglomerations are presented for each province and territory. Scale: 1:250,000 to 1:4,000,000

G86-12 Series, Maps of Rural Enumeration Areas, 2,088 Maps

GEOGRAPHY PRODUCTS AND SERVICES

The enumeration area (EA) is the building block for all the standard geographical areas. This series of maps shows the boundaries of EAs in the rural areas of Canada. National Topographic System (NTS) maps from Energy, Mines and Resources Canada are used as the base maps for this series. The scales of these maps range from 1:50,000 to 1:500,000 (or smaller scales in northern areas). The series also shows the boundaries of census divisions, census subdivisions and federal electoral districts. Scale: 1:50,000 to 1:5,000,000

G86-13 Series, Census Tracts/Enumeration Areas Maps, 3,081 Maps

This series of maps shows the enumeration areas (EAs) in census tracts (CTs). Each map sheet covers one or more census tracts. The maps vary in scale but are of a scale large enough to show Federal Electoral District and EA boundaries, street names, block numbers and many physical features. This series is available for the 37 census tracted centres i.e., the 25 census metropolitan areas (CMAs) and 12 tracted census agglomerations (CAs) in Canada. Small scale reference maps showing all census tracts in a CMA or CA provide an index to the individual CTs shown in this series. Scale: 1:3,000 to 1:50,000

G86-13A Series, Census Tracts/Enumeration Areas Maps, 1,764 Maps

Maps in this series are the same as those in the G86-13 Series above; however, these maps are reduced to a standard size and made available in booklet form. Scale: 1:6,000 to 1:100,000

G86-14 Series, Maps of Selected Census Subdivisions, 1,500 Maps

The maps in this series show the smaller urban census subdivisions (CSDs) of Canada. Each map shows a CSD and the streets within it. Enumeration area (EA) boundaries are shown only for those CSDs in this series with three or more EAs. For the other CSDs in the series, the EA boundaries can be found in the G86-12 series maps. Scale: 1:2,000 to 1:20,000

G86-16 Series, Place Maps, 65 Maps

The G86-16 series consists of place maps of parts of census subdivisions (CSDs). As with the G86-14 series, each map shows the streets in the coverage area. Enumeration area (EA) boundaries are shown only where three or more EAs exist. Scale: 1:3,000 to 1:50,000

G86-18 Series, Federal Electoral Districts/Enumeration Area Maps, 282 Maps

This series contains a map for each of the 282 Federal Electoral Districts (FEDs) based on the 1976 Representation Order in Canada. Map scales vary; however, the scale of each map is large enough to show

the enumeration area (EA) boundaries. Maps of FEDs in the larger urban areas of Canada show census tracts as well as EA boundaries. FEDs in smaller urban areas or rural areas show the boundaries of census divisions and census subdivisions in addition to the EA boundaries. Scale: 1:10,000 to 1:4,000,000

G86-21 Series, Provincial Census Tracts Maps, 441 Maps

Provincial census tracts (PCTs) exist in areas not included in the census tract program and are usually determined by the provinces. Boundaries of PCTs are presented, as well as an outline of census metropolitan areas and census agglomerations containing census tracts. Scale: 1:50,000 to 1:1,000,000

B. Statistical Maps

A series of off-the-shelf statistical maps have been produced, showing selected statistical variables from the 1986 Census of Canada. The maps are in two types; volume-printed maps are on paper, and are available in large quantities, while pre-produced maps are on film media, including contact prints, slides, transparencies and positive and negative film.

Prices vary from \$1 to \$50, depending on size and type, and are outlined below. All the maps in this series are bilingual in format. Due to the nature of the map projection used, the specified scale is only an approximation and does not hold true for all points on the map.

Volume-printed Maps

1) Population Distribution, 1986 is a white on black map, 11" by 8.5" (28cm by 22cm), uses white dots to display the population distribution by Census Division in a Globogram projection, and sells for \$1.00. Scale: 1:25,000,000

2) Population Change, 1981-1986 is a colour map, 15" by 11" (38cm by 28cm), and uses 5 classes in green and brown tones to display the change in population between 1981 and 1986, by Census Division. This \$4.00 map uses a Globogram projection and a neutral grey to represent sparsely populated areas. Scale: 12,000,000

3) Population Density, 1986 is a colour map, 22" by 17" (56cm X 43cm), and uses 6 classes in yellow and brown tones to display the population density by Census Division. This large format \$8.00 map uses a Globogram projection and a neutral grey to represent sparsely populated areas. Scale: 1:7,000,000

Pre-produced maps

Pre-produced maps are available in black and white, on

GEOGRAPHY PRODUCTS AND SERVICES

various film media, and in the following sizes:

- 11" by 8.5" (28cm by 22cm) for \$25.00 Scale: 1:25,000,000
- 17" by 11" (43cm by 28cm) for \$35.00 Scale: 1:12,000,000
- 22" by 17" (56cm by 43cm) for \$50.00 Scale: 1:7,000,000

1) **Population Themes** are represented by the following titles:

- Population Change, 1981-1986, by Census Division
- Population Density, 1986, by Census Division
- Population Distribution, 1986, by Census Division
- Population Change, 1981-1986, by Federal Electoral District
- Population Distribution, 1986, by Federal Electoral District

2) **Agricultural Themes** are represented by the following titles:

- Change in Cropland, 1981-1986, by Census Division
- Canadian Cropland, 1986, by Census Division
- Canadian Agricultural Land, 1986, by Census Division
- Canadian Agricultural Sales, 1985, by Census Division
- Flaxseed Area, Canada, 1986, by Census Division
- Grain Corn Area, Canada, 1986, by Census Division
- Wheat Area, Canada, 1986, by Census Division
- Canola Area, Canada, 1986, by Census Division
- Barley Area, Canada, 1986, by Census Division
- Summerfallow Area, Canada, 1986, by Census Division
- Total Pigs, Canada, 1986, by Census Division
- Total Cattle, Canada, 1986, by Census Division

3) **A manufacturing theme** is available only in the largest size, under the title Canada and the United States, Distribution of Manufacturing Establishments, 1982.

SPECIAL SERVICES

The **special services** offered by Geography Division allow users to specify their own geographic base for data retrieval and custom map production. Consultative services are also offered to meet special user needs. Prices are based on specific client requirements.

Geocoding:

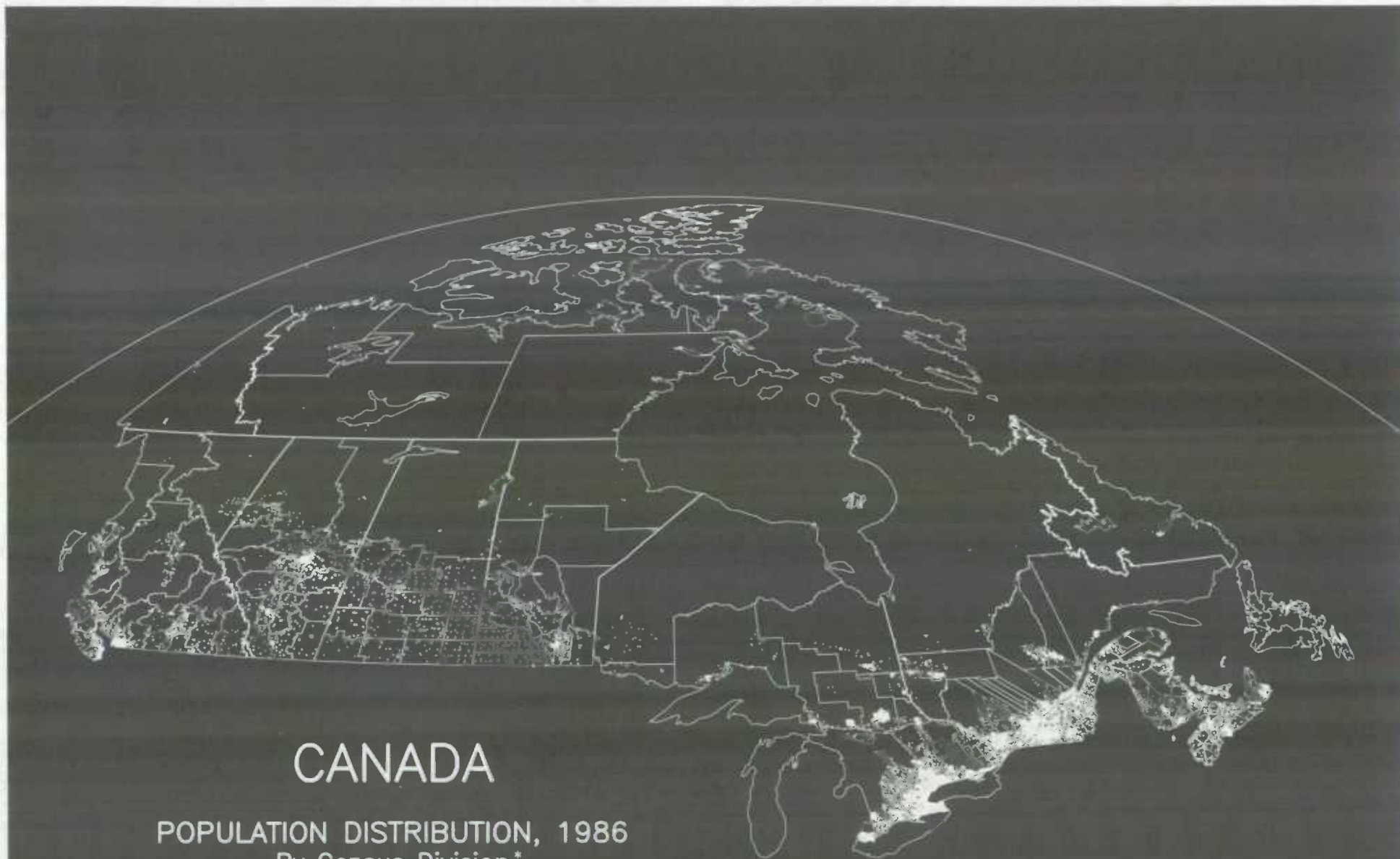
The Geographically Referenced Data Storage and Retrieval (GRDSR), or Geocoding, System is used to geographically code and store census data. It assigns geographic coordinates (centroids) at the population centres of every enumeration area in Canada and at the geographic centre of each block-face in most large urban areas. This system permits the retrieval of census data for user-defined areas.

Custom Maps:

Customized maps and atlases for national, regional, provincial and urban areas can be produced on paper, mylar, film, transparency or slide for standard census areas, or client-supplied areas.

Special Population Compilation:

Population compilations are available from the current and previous censuses. Counts are based on compilations from census collection documents.



CANADA

POPULATION DISTRIBUTION, 1986
By Census Division*

RÉPARTITION DE LA POPULATION, 1986
Par division de recensement*

1 dot = 1000 persons
1 point = 1000 personnes

* Dots distributed by Census Subdivision
* Points distribués par subdivision de recensement

SUBJECT INDEX

ABBREVIATIONS

B = Bulletin [Census of Manufactures publications]
CA = Census agglomeration
CD = Census division
CMA = Census metropolitan area
CSD = Census subdivision
CT = Census tract
E = English
EA = Enumeration area
FED = Federal electoral district
M = Microfiche
MDF = Microdata file
P = Preliminary
S = Supplement

USING THE INDEXES

The catalogue index has been divided into two parts: author/title and subject. In the author/title index, personal authors and titles of publications described in the catalogue are listed. Each entry is followed by a number which corresponds to the numerically arranged contents of the catalogue. The subject index functions in the same way, providing access by subject to the contents of the publications contained in the catalogue.

CROSS REFERENCES

In the subject index, cross references are frequently used. **A** See reference refers from a non-preferred to a preferred term in the index.

Example:

CPI
 See
 Consumer price index

A See also refers to related material in the index.

Example:

Enterprises
 See also
 Business enterprises
 Corporations

Specific subjects or commodities not found in the index may require the user to consider broader search terms. In the case of a specific commodity, for which there is no entry in the index, users may look under the industry of which that specific commodity is a part. For example, there is no entry under "Colognes", but users will find references to relevant publications by looking under "Toilet preparations".

Users may wish to consult the various Standard Classification manuals to identify broad groupings under which their specific interest may fall (see Appendix B - Classification Manuals).

Where the contents of a publication focus largely upon a particular subject, the document number is

highlighted in bold, permitting ease in visibility and access.

ALPHABETIZATION

Initial articles [eg. "the"] are disregarded in the alphabetical arrangement of the author/title index. In the subject index years are organized chronologically and precede alphabetized material.

MICRODATA FILES

This edition of the catalogue contains, for the first time, descriptions of public microdata files (MDF) available from Statistics Canada. These files have been described in a separate section of the catalogue and arranged by numbers that begin with the abbreviation MDF. The indexing for the microdata files has been incorporated in the main author/title and subject indexes that follow.

A

Abduction offences

See also
 Crimes
 Violence

police reported, by province, 85-205

Abortions, 82-003

See also
 Hospitals

 facts and trends, 1970-1982, 82-601
 rates per 100 live births, by province, 82-546
 youth, 82-545E

Abrasives

industries
 annual census of manufacturers, 44-250
 principal statistics, employment, inventories, 44-250B

Absence from work, 71-001

See also
 Employment
 Unemployment insurance
 Work injuries

compensation received, survey, MDF-3853
 maternity leave, MDF-3851
 survey, 71-601 no.32, MDF-3805

Accidents

absence from work due to, MDF-3805
 health services, 82-540E
 hospital separations by sex and age group, 82-003S, vol.1, no.1
 mortality and hospitalization, by age and sex, 82-003
 prevention, attitudes, knowledge and practices, MDF-3828
 work related
 by nature, industry, province, 72-208
 compensations, 71-601 no.32, 86-501

Accommodation

family expenditure, MDF-3504
 traveller, utilization, MDF-3810

Accommodation service industries

- businesses, receipts, by province, 87-401
- industrial classification, 12-501E
- revenue, by province, 63-204

Activity sectors

- trends in labour market and employment, 71-601 no.33

Adhesives

- industries
 - annual census of manufacturers, 46-250
 - principal statistics, employment, inventories, 46-250B

Administration

- See
 - Court administration
 - Public administration

Adult education

- See
 - Continuing education

Adults

- See also
 - Elderly
 - Senior citizens

- adult correctional services, 85-211
- disabled, distribution, disability rates, by age, 98-126
- women, statistical report, 89-503E

Advertising services

- establishments, number, total revenue, by province, 63-232

Age-sex distribution

- See also
 - Population

- CAs and CTs, 1986 census, 95-101 to 95-173 (odd)
- CDs and CSDs for each province and territory, 1986 census, 94-101 to 94-124
- CMAs, population, by age, age groups, by sex, 1986 census, 93-156
- annual projections 1984-2006, by province, quinquennial projections 1989-2011, 91-520
- Canada and provinces, urban areas by size, farm and non-farm rural areas, CA and CMA, 1986 census, 94-129
- cardiovascular diseases and mortality, by province, 82-544
- detailed occupation, 1986 census, 93-157
- domestic travels, 87-401
- earnings
 - 1986 census, 93-115
 - hourly, 71-601 no.38
- education data, 13-579, 13-579S
- elderly, longevity, 89-515
- employers, self-employed, by industry and province, 71-535 no.3
- farm operators, 1986 census, 96-114
- health perspectives, 82-540E
- immigrants, by place of birth, 91-527E
- income
 - individuals, 1986 census, 93-114
 - overview, 13-581E
- individuals, 1986 census, MDF-3901b
- intercensal annual estimates, 1981-1986, by province, 91-518
- labour force
 - activity, 1986 census, 93-111
 - by detailed industry, 1986 census, 93-113

- by detailed occupation, 1986 census, 93-112

historical data, 71-201

information, 71-001P

- survey, by province and economic region, 1986 census, 71-535 no.5

intercensal annual estimates, 1981-1986, by province, 91-519

longevity and historical life tables, by province, 89-506

mobility and interprovincial migration, by age group, 1986 census, 93-108

number of employees contributing to unemployment insurance and their contributions, 73-201

occupation, analysis, 71-603E

population

- by single years and age group, by province, 1986 census, 93-101

structure and dynamics, health status, life expectancy, 82-543

postal areas, 17-202 to 17-206

postcensal and intercensal estimates, 91-528E

province

- by 1976 FED, 1986 census, 94-125

- by 1987 FED, 94-133

- by CMA and CA, 1986 census, 94-127

schooling level, by detailed field of study, 1986 census, 93-110

television viewing, 87-208

unattached individuals, food expenditures, 62-554, MDF-3503, MDF-3504

unemployment

- insurance, contributions, benefits, by province, 86-506

trends, 71-603E

wealth distribution, 1970-1984, 13-588 no.1

women, statistical report, 89-503E

work injuries, by nature, industry, province, 72-208

Agents

- See also
 - Wholesale merchants
 - Wholesale trade

- wholesale trade, number of establishments, sales, principal statistics, by type of business, 63-226

Agricultural price indexes, 21-522E

- See also
 - Price indexes

Agricultural products

- See also
 - Animal products

farm product price index, by province, 62-003

international trade, 65-503

other selected farm indexes, by region, 62-004

sub-indexes of crop, livestock and animal product prices, 62-003

Agriculture, 21-522E

- See also
 - Farms
 - Food
 - Fruits
 - Grains
 - Industries
 - Vegetables

1986 census, farms and farm operators, crops, livestock, poultry, irrigation, machinery and equipment

1971 to 1986 census data, Canada, 96-102

for each province, 96-103 to 96-112

Canada, by province, 96-102
 for each province, by agricultural region and census division,
 96-103 to 96-112

aggregate productivity measures, historical data, 15-204

animal products, 21-602E no.2

Canada, spatial distribution, climate, farms, farm operators, land
 use, crops, livestock, poultry, technology and management
 practices, capital, business expenses, sales, households,
 1986 census, trends, 96-113

canned and frozen fruits and vegetables, pack and stocks,
 32-011

CANSIM, Minibase series directory, 12-569E

census of 1986, user guide, 96-101

cereals and oilseeds review, 22-007

characteristics of farm entrants, enterprises, southern Ontario,
 1966-1976, 21-601E no.6

chemicals, industry
 annual census of manufacturers, 46-250
 principal statistics, employment, inventories, 46-250B

contribution of direct government payments to realized net farm
 income, 1971-1979, analysis, 21-601 no.5

dairy review, monthly, by province, 23-001

economic statistics, 21-603E

energy demand, by province, 57-003

farm accounts, 21-602E no.4

farm cash receipts, by province, quarterly, 21-001

farm input price index, by region, quarterly, 62-004

farm operators, 1986 census, age-sex distribution, marital status,
 education, income, off-farm work, families, 96-114

farm population, 98-133

farm product price index, by province, monthly, 62-003

field crops, production and stocks, 22-002

fruit production, by province, 22-003

grain milling industry, overview, 22-502

grain production, commodity programs in the United States,
 21-601E no.7

grain trade, 22-201

greenhouse industry, 22-202

historical data, 11-210, 11-516E

human activity and the environment, 11-509E

industrial classification, 12-501E

industries, labour force, by age group, sex, class of worker,
 weeks worked in 1985, by industry, by province, 1986
 census, 93-113

labour force, by sex, by detailed industry, (1970 classification),
 by province, 1971, 1981, 1986 censuses, 93-152

livestock numbers, 23-008

livestock and animal products, 23-203

New Brunswick, 11-608

nursery trades industry, by region, 22-203

occupational classification, 12-565E

oils and fats, production, purchases, sales and stock, monthly,
 32-006

oilseed industry, 21-601E no.4

poultry and egg production, by province, 23-202

private and public investments, intentions, 61-205

provincial government enterprises, financial statistics, by
 province, 61-204

questionnaires on microfiche, 12-205M
 index, 12-205S

recent data, 11-010

unpaid family work, trends, 71-535 no.2

vegetable production, by province, 22-003

Aid

See
 Government aid

Air cargo

See also
 Air transport
 Cargo
 Transportation

charters, by country of origin and destination, carrier, Canadian
 airport, 51-207

Air carriers

See also
 Air transport
 Carriers
 Transportation

financial and operating statistics, 51-206
 operational statistics for major Canadian airlines, 51-004
 ratios, operating statistics, income, employment and fuel
 consumption, 51-002

Air charters

See also
 Air transport

passengers
 by origin and destination, by Canadian airport, 51-207
 seats available and load factors, by carrier, by country of
 origin and destination, 51-207

Air conditioning

See also
 Dwellings
 Heating, ventilating, air conditioning
 Households

equipment, industries
 annual census of manufacturers, 42-250
 principal statistics, employment, inventories, 42-250B
 households equipped, by province, 64-202

Air traffic

See also
 Air transport

air carriers, number of passengers, 51-002
 at the top 25 Transport Canada towered airports, 51-004
 Canada-United States, passenger origin and destination, **51-205**
 domestic, passenger origin and destination, **51-204**
 domestic and international flights, passengers, cargo, mail, by
 airport, 51-005
 flights, passengers, cargo, mail, by airport, 51-005
 historical and statistical overview, 51-501E
 passengers, scheduled and chartered, 87-401

Air transport

See also
 Air carriers
 Air traffic
 Air travel
 Aircraft
 Airports
 Transportation

air carrier operations, by airline, 51-002
 air carrier traffic, by airport, 51-005
 aviation in Canada, historical and statistical overview, 51-501E
 charters
 passengers and cargo, international, by airport, carrier, by origin and destination, 51-207
 passengers, by airport, type, origin and destination, 51-207
 historical data, 11-210
 passenger origin and destination
 Canada-United States report, 51-205
 domestic report, 51-204
 recent data, 11-010

Air travel

passenger traffic, domestic and international, 87-401

Aircraft

aircraft parts, industries
 annual census of manufacturers, 42-251
 principal statistics, employment, inventories, 42-251B
 Canadian air carriers, financial and operating statistics, 51-206
 commercial, historical and statistical overview, 51-501E
 registry of private, commercial, government aircraft, 51-501E

Airlines

historical and statistical overview, 51-501E

Airplanes

See
 Aircraft

Airports

air carriers and air traffic statistics, 51-004
 flights, passengers, cargo, mail, 51-005
 historical and statistical overview, 51-501E
 number of passengers
 domestic flights, origin and destination, 51-204
 transborder journeys, origin and destination, 51-205
 passenger and cargo air charters, 51-207

Alberta

See also
 Provinces

CDs, CSDs, CMAs, CAs, urban areas, population, 1981, 1986,
 urban, rural, national and provincial ranks, decreasing order,
 dwellings, land area, population density, 1986 census, 92-117
 EAs, 1981 and 1986 equivalents, by 1981, 1986 codes, 1986
 census, 99-127
 accommodation service industry, total revenue, 63-204
 adult correctional services, expenses, inmates, 85-211
 agriculture, 1986 census, farms and farm operators, crops,
 livestock, poultry, irrigation, machinery and equipment, by
 agricultural region and census division, 1971 to 1986 census,
 96-111
 building permits, annual summary, 64-203
 monthly, 64-001
 business services, total revenue, by service, 63-232
 capital and repair expenditures, revised intentions, 61-206
 cardiovascular diseases, mortality rates, 82-544
 census families
 husband-wife families and lone-parent families, 91-529
 postcensal estimates, 91-204
 income, by income group, by province, 1986 census, 93-117
 cereals and oilseeds review, 22-007
 civil courts, 85-509
 community colleges

related institutions, enrolment and graduates, 81-222
 vocational schools, educational staff, 81-524

courts, 85-511E

crimes, police reported, by offence, 85-205

criminal injuries, compensation, 86-502

destination of shipments, by province, by industry, 31-530

disabled persons residing in households, demography, lifestyle,
 labour force participation, education, health, by subprovincial
 area and metropolitan area, 82-611

dwellings and households, 1986 census, 93-104, 93-105

earnings

1986 census, 93-115

by detailed occupation, sex, activity, 1981, 1986 census,
 93-116

economic accounts

annual data, 1961-1986, 13-213S

annual estimates, 13-213

preliminary estimates, 13-213P

economic families, income, by income group, by province, 1986
 census, 93-118

education

enrolment, expenditures, by type of institution, 81-220

financial statistics, all levels and by level of education, 81-208

electric power, capacity and loads, imports, exports, 57-204

elementary and secondary schools, enrolment, 81-210

energy supply and demand, by type, by sector, 57-003

ethnic groups, by single, multiple origins, 1986 census, 93-154

ethnic origins, immigration and citizenship, 1986 census, 93-109

expenditures on culture, 87-206

exploration and development expenditures, mining, petroleum,
 natural gas, intentions, 61-216

families, 1986 census, 93-106, 93-107

federal expenditures on science and technology, 88-204

federal government, scientific and technological establishments,
 directory, 88-206

government

enterprises, financial statistics, 61-204

finances, revenue and expenditures, 68-207

grain trade, 22-201

gross domestic product, by industry, 15-203

historical economic data, 11-210

households, income, by income group, 1986 census, 93-119

housing starts and completions, 64-002

immigrants and non-immigrants, 1986 census, 93-155

income, individuals, 1986 census, 93-114

international travellers entering the province, 66-001, 61-001P

juvenile courts, 85-522

labour force

activity

1986 census, 93-111

annual averages, 1981-1988, 71-529

by detailed industry, 1986 census, 93-113

by detailed occupation, 1986 census, 93-112

by sex

by detailed industry (1970 classification), 1971, 1981,
 1986 censuses, 93-152

by industry division, 1951 to 1986 censuses, 93-152

monthly estimates, 71-001

survey, by economic region, 71-535 no.5

languages, mother tongue, bilingualism, by age group, sex, 1986
 census, 93-103

legal aid, services and expenditures, 85-216

leisure and personal service industries, 63-233

life tables, by sex, 84-532

longevity and historic life tables, 89-506

manufacturing industries, principal statistics, 31-203

maps, census divisions and subdivisions, 1986 census, 99-115

men, labour market activity survey, 71-206

migrants, profile, MDF-3814a

minority and second language education, elementary and secondary levels, 81-257

mobility and interprovincial migration, 1986 census, 93-108

mother tongue

- by age group, sex, 1981, 1986 census, 93-102
- retention and transfer, 93-153

nurses, employment, education, demography, 83-226

occupations

- by sex and detailed occupation, 1986 census, 93-157

older workers, labour market activity survey, 71-208

place names, reference list, by classification code, by province, population, 1986 census, 92-123

police services and officers, federal, provincial and municipal levels, 85-523

population

- age-sex distribution, intercensal annual estimates, 1981-1986, 91-518
- by age, sex and marital status distribution, by single years, age group, by province, 1986 census, 93-101
- demographic statistics, postcensal annual estimates, 91-210
- detailed characteristics, home and official languages, ethnic origin, citizenship, birthplace, immigrants, mobility, education, occupations, income, by CD and CSD, 1986 census, 94-118

dwellings

- tenure and type, by CD and CSD, 1986 census, 94-117
- period of construction, heating system and fuel, 1986 census, 94-118

marital status, age-sex distribution, sex ratio, intercensal annual estimates, 1981-1986, 91-519

projections, 1989-2011, fertility, life expectancy, sex ratio, age-sex distribution, population growth, 91-520

quarterly and annual demographic statistics, interprovincial migration, 91-002

selected characteristics, density, age-sex distribution, marital status, mother tongue, census and economic families, by CD and CSD, 1986 census, 94-117

postsecondary educational attainment, MDF-3852

private and public investments, intentions, 61-205

railways, revenue freight, by commodity, 52-211

recent economic data, 11-010

reference list

- EAs, by CSD, CD, 1986 census, 99-120
- EAs, by CSD, CD, PCT, 1986 census, 99-125

research and development expenditures, by activity sector, 88-001

retail trade

- chain and independent stores, 63-005
- independent retailers, sales per selling area, by type of store, location, by quantity and by province, 61-522
- sales and receipts, number of locations, by type, 63-223

schooling level, by detailed field of study, 1986 census, 93-110

television viewing time and distribution by origin and type of programme and origin of station, 87-208

universities

- revenue and expenditures, trends, 81-260
- tuition, additional fees and living accommodation costs, by institution, 81-219

value of construction work purchased, new and repair, by type of structure, 64-201

women, labour market activity survey, 71-205

worker's compensation boards, 86-501

youth, labour market activity survey, 71-207

Alcoholic beverages

See also

Beverages

consumer price index, 62-001

consumption

adults, 11-612E no.1

attitudes and behaviour, MDF-3828, MDF-3873

attitudes and behaviour, survey, MDF-3869

drinking and driving survey, MDF-3869

family expenditure, MDF-3504

health perspectives, average annual consumption, 82-540E

survey, MDF-3217, MDF-3836

controls and sales, imports, exports, 63-202

women, health profile, 82-542E

youth, 82-545E

industries

annual census of manufacturers, 32-251

principal statistics, employment, inventories, 32-251B

supply and disposition

consumption per capita, 32-229

consumption per capita, data sources, conversion factors, 32-509E

Alcoholics

residential care facilities, 82-003S, vol.1, no.1

Allowances

as an income source, individuals and aggregate income, by

income group and province, 1986 census, 93-114

blind, disabled and the elderly, welfare, 86-510

family, youth and related programs, 86-508

old age security, guaranteed income, spouses, 86-509

veterans, 86-511

Alloys

See also

Steel

aluminum, copper, industries

annual census of manufacturers, 41-250

principal statistics, employment, inventories, 41-250B

Aluminum

See also

Mines

Mining

mineral production, by province, 26-202

primary production, industries, 41-250

rolling, casting and extruding industries

annual census of manufacturers, 41-250

principal statistics, employment, inventories, 41-250B

Amateur sports

See

Sports

Animal products, 21-522E

See also

Dairy products

Livestock

data collection and estimating procedures, 21-602E no.2

farm cash receipts, by province, quarterly, 21-001

farm product price index, by province, 62-003

furs, production, imports, exports, 23-207

imports, exports, consumption and stocks, 23-203

Apartments

See also

Dwellings
Renters

dwellings started, by size of building, in urban centres, population greater than 10,000, by province, metropolitan area, large urban centres, monthly, 64-002

Apples

See also

Fruits

apple products, stocks, by size of container, monthly, 32-011
juice, stocks, by size of container, monthly, 32-011
production and value, by variety, by province, 22-003
supply and disposition
consumption per capita, 32-230
consumption per capita, data sources, conversion factors, 32-509E

Appliances

See also

Electrical appliances
Freezers
Households
Microwave ovens
Refrigerators
Stoves

electrical, small domestic, production and factory shipments, 43-003
household, production, sales and stocks, by type, by province, monthly, 43-010

Apprentices

Alberta, survey, MDF-3842

Apprenticeship programs

adult training survey, MDF-3846

Architects

See also

Engineers

establishments, number, total revenue, by province, 63-232
income, employment, operating expenses, by province, by revenue size, 63-537

Architectural metal products

See also

Doors
Windows

industries
annual census of manufacturers, 41-251
principal statistics, employment, inventories, 41-251B

Archives

See also

Libraries
Museums and galleries

revenue, expenses, employment, visitors, by province, by governing authorities, 87-207

Artists

statistical profile, 87-527

Arts

See also

Broadcasting
Culture
Films
Performing arts
Sound recording

activities, synopsis, 87-001, 87-004
economic impact, 87-532
municipal, provincial and federal expenditures
by province, 87-206
overview, 87-517
occupational classification, 12-565E
performing arts, companies, performances, revenue and expenditures, by province, 87-209
statistical profile, 87-527

Asbestos

See also

Insulating materials
Mineral wool
Mines
Mining

mines
production and shipments, 26-224
production, by province, 26-202
products, industries
annual census of manufacturers, 44-250
principal statistics, employment, inventories, 44-250B

Asparagus

See also

Vegetables

production, area, farm value, by province, 22-003
canned and frozen
annually, by region, 32-023
pack and stocks, monthly, 32-011

Asphalt

See also

Coal products

compound, shipments, monthly, by province, 45-001
paving, 64-210
roofing
industries
annual census of manufacturers, 36-250
principal statistics, employment, inventories, 36-250B
production and shipments of shingles, monthly, by province, 45-001
supply, sales and disposition, by province, 45-004

Assaults, MDF-3837b

See also

Crimes
Violence

offences
police reported, by province, 85-205
police reported, Edmonton, MDF-3837a

Assets

See also

Wealth

corporation financial statistics, 61-207
 credit unions, by province, 61-209
 economic families, MDF-3502c
 electric power utilities, 57-202
 families and unattached individuals, 13-580
 families with working wives, 13-578
 federal government
 enterprises, by industry division, 61-203
 finance, 68-211
 government, financial management statistics, operations manual, 68-507E
 industrial corporations, by major industry group, quarterly, 61-003
 industrial research and development, by industry, 88-202
 local government finance, actual, 68-204
 oil pipeline transport industry, 55-201
 provincial government
 enterprises, by province, by industry, 61-204
 finance, 68-209
 trustee pension funds, 74-201
 wealth distribution, 1970-1984, 13-588 no.1

Atlases

CMA's, 12/25, demography, family and social characteristics, dwellings, employment, income, for each CMA, 1986 census, 98-101 to 98-112
 cancer mortality, British Columbia, by sex, 82-565

Audiovisual materials

See also
 Films
 Teaching kits

 film industry, 87-204
 industry, synopsis, 87-001, 87-004
 production and distribution industries, number of businesses, total revenue, by province, by revenue size, revenue by source, client base, expenses, part-time/full-time employment, 63-233
 public libraries, stock, circulation, 87-205, 87-205S
 sound recording industry, 87-202

Authors

Canadian, publishers, sales in Canada and other countries, 87-210

Automobile products

international trade, 65-503

Automobiles

See also
 Diesel fuel
 Energy
 Gasoline
 Industries
 Motor vehicles
 Urban transit

 Canadian supply, industry
 annual census of manufacturers, 42-251
 principal statistics, employment, inventories, 42-251B
 family expenditure, MDF-3504
 fuel consumption, MDF-3802
 fuel consumption survey, 53-007
 households equipped, by province, 64-601
 passenger
 new, sales, by province, by origin, monthly, 63-007

number, distance travelled, fuel consumption, by province, quarterly, 53-226
 radios, households equipped, by province, 64-601
 rental and leasing establishments, total revenue, by province, 63-232
 road motor vehicle registrations, by place of residence or by place of issuance of licence, 53-219
 travel, registrations, fuel consumption, commuters, sales, 87-401
 travel to work survey, MDF-3812

Average labour units

See also
 Labour

 employment changes, by industry, 18-501E

Aviation

See also
 Air transport

 air carrier traffic at Canadian airports, 51-005
 air carriers, airports and air traffic statistics, 51-004
 ancillary administrative bodies, 51-501E
 bilateral and international agreements, 51-501E
 fuel, turbo, supply, sales and disposition, by province, 45-004
 historical and statistical overview, Canada, 51-501E

B

Bachelor's and first professional degree

See
 Undergraduate degree

Backing laminates

See also
 Veneer and plywood

 factory shipments, 47-005

Bags

See also
 Containers
 Luggage, purses and handbags

 packaging, consumption by manufacturing industries, by industry, 31-212
 paper, industries
 annual census of manufacturers, 36-250
 principal statistics, employment, inventories, 36-250B
 plastic
 industries
 annual census of manufacturers, 33-250
 principal statistics, employment, inventories, 33-250B
 manufactured from resin, shipments, 47-007

Bakery products

See also
 Flour
 Food
 Grains

 biscuit production, 32-026
 industries
 annual census of manufacturers, 32-250
 principal statistics, employment, inventories, 32-250B

Balance of payments

See also

Foreign investments
International trade
National accounts

bilateral accounts

current and capital accounts, merchandise trade, foreign investments, **67-001**

current and capital accounts, **67-001P**

historical data, **11-210**

international trade

in services, 1969-1984, **67-510**

monthly summary, **65-001**

international travellers and travel accounts, **66-201**

recent data, **11-010**

service industries, **67-203**

system of national accounts, user guide, **13-589E**

technology, **88-202**, **88-502E**

Balance sheets, 13-214

See also

Capital
Debts
Finance
National accounts
National balance sheets

broadcasting, by province, **56-204**

cable television, **56-205**

construction

non-residential, general contractors and developers, **64-207**

residential, general contractors and developers, **64-208**

corporations, selected industries and related sectors, quarterly, **61-003**

credit unions, financial statistics, **61-209**

electrical contractors, **64-205**

federal government finance, **68-211**

gas utilities, by region, **57-205**

heavy engineering contractors, **64-209**

highway construction contractors, **64-206**

labour unions, **71-202**

local government finance, **68-204**

mechanical contractors, **64-204**

national, guide, **13-585E**

provincial government finance, **68-209**

railway carriers, **52-215**

special trade contractors, **64-210**

statistics

for all industries, **61-207**

for all government corporations, **61-207**

system of national accounts, user guide, **13-589E**

Banking

historical data, **11-516E**

Bankruptcies

historical data, **11-210**

recent data, **11-010**

Banks

See also

Credit unions
Financial institutions
Money income

financial flows, recent quarterly data, **13-014**, **13-214**

financial statistics, quarterly, **61-006**

national balance sheets, **13-214**

Barber shops

See also

Personal services

number of businesses, total revenue, by province, by revenue

size, revenue by source, client base, expenses,

part-time/full-time employment, **63-233**

Barley

See also

Grains

supply and disposition, marketing exports, **22-007**

Bathroom vanities

See also

Kitchens

wooden, industries

annual census of manufacturers, **35-250**

principal statistics, employment, inventories, **35-250B**

Batteries

See also

Electrical and electronic products

electric storage, factory sales, monthly, **43-005**

industries

annual census of manufacturers, **43-250**

principal statistics, employment, inventories, **43-250B**

Beans

See also

Dry beans

Lima beans

Vegetables

canned and frozen

green and wax, packed annually, by region, **32-203**

pack and stocks, monthly, **32-011**

production, area, farm value, by province, **22-003**

Beauty shops

See also

Personal services

number of businesses, total revenue, by province, by revenue

size, revenue by source, client base, expenses,

part-time/full-time employment, **63-233**

Beaver

See also

Furs

pelts, exports, **23-208**

Bed springs and mattresses

industries

annual census of manufacturers, **35-251**

principal statistics, employment, inventories, **35-251B**

Beef

See also

Cattle

Meat

frozen stocks, 23-203
imports and exports, 23-203, 65-004, 65-007

Beekeepers

by province, production and value of honey, 23-211

Beer

See also
Alcoholic beverages

control and sales, imports, exports, government revenue, 63-202
industry
annual census of manufacturers, 32-251
principal statistics, employment, inventories, 32-251B

Beet sugar

See
Sugar

Beets

See also
Vegetables

canned and frozen, pack and stocks, monthly, 32-011
canned, packed annually, by region, 32-023
production, area, farm value, by province, 22-003

Beneficiaries

Canada and Quebec pension plans, 86-507

Benefits

Canada and Quebec pension plans, 86-507
family allowances and related programs, 86-508
old age security, guaranteed income supplement, spouse's allowance, 86-509
social allowances and welfare, 86-510
unemployment insurance, by age, sex, province, 86-506

Beverage service industries

See also
Alcoholic beverages
Cocoa
Coffee
Food, beverage and tobacco industries
Liquor control
Tea

industrial classification, 12-501E
restaurants, caterers and taverns, receipts, by province, 63-011

Beverages

See also
Alcoholic beverages
Coffee
Tea

apple juice, stocks, by size of container, monthly, 32-011
industries, 32-251
capacity utilization rates, quarterly, 31-003
consumption of containers and other packaging supplies, 31-212
destination of shipments, by province, by industry, 31-530
employment
by industry, 32-251B
by province, by industry, 31-203
inventories, by industry, 32-251B
principal statistics
by industry, 32-251B

by province, by industry, 31-203
shipments by major group of industries, monthly data, 31-001
stocks and shipments, by product type, monthly data, 31-001
juices, supply and disposition
consumption per capita, 32-230
consumption per capita, data sources, conversion factors, 32-509E
shipped by Canadian manufacturers, value and volume, 31-211
soft drink production, monthly, 32-001
supply and disposition
consumption per capita, 32-229
consumption per capita, data sources, conversion factors, 32-509E
tea, coffee and cocoa, 32-025

Bibliographies

See
Indexes

Bibliometrics

scientific research papers, evaluation, 88-501E
summary report, 88-507E

Bicycles

See also
Sporting goods

households equipped, by province, 64-202, 64-601

Bilingualism

See also
Immersion programs
Languages
Mother tongue

age groups, sex and province
1981, 1986 census, 93-102
1986 census, 93-103
mother tongue, retention and transfer, by province, 1986 census, 93-153
rates by age group, Canada and provinces, trends, 98-131
youth, trends, 1981-1986, 98-124

Birth control

See
Contraception

Birthplace

ethnic groups, by single or multiple origins, 1986 census, 93-154
immigrant and non-immigrant population, by sex, period of immigration, province, 1986 census, 93-155
province
by 1976 FED, 1986 census, 94-126
by 1987 FED, 1986 census, 94-134
by CMA and CA, 1986 census, 94-128

Births, 82-003

See also
Fertility
Population
Vital statistics

fertility trends in Canada, 91-524E
intercensal annual estimates, 1981-1986, by province, 91-521
live and still, by local area, 84-542
population structure and dynamics, health status, life expectancy, 82-543
postcensal annual estimates, by province, 91-210

quarterly and annual data, by province, 91-002
trends, 89-509
youth, 82-545E

Biscuits

industries
annual census of manufacturers, 32-250
principal statistics, employment, inventories, 32-250B
production, 32-026

Blind persons

See also
Disabled persons
Social security

health and activity limitations survey, 82-603
social allowances and welfare, 86-510

Blood - bio-chemistry

cholesterol, glucose, haemoglobin, uric acid, creatinine, lead,
zinc, copper, SGOT, MDF-3217

Blouses

See also
Clothing
Women's clothing

industries
annual census of manufacturers, 34-252
principal statistics, employment, inventories, 34-252B

Blue collar workers

See also
Workers

occupational classification, 12-565E

Blueberries

See also
Fruits

canned and frozen, pack and stocks, monthly, 32-011
frozen, packed annually, by region, 32-023
production estimates, by province, 22-003

Boatbuilding

See also
Boats

repair, industries
annual census of manufacturers, 42-251
principal statistics, employment, inventories, 42-251B

Boats

See also
Transportation
Vessels

households equipped, by province, 64-202, 64-601
rentals, number of businesses, total revenue, by province, by
revenue size, revenue by source, client base, expenses,
part-time/full-time employment, 63-233

Boilers

See also
Heating equipment

residential, volume and value of shipments, 25-002

Bonds

See also
Securities

international transactions, balance of payments, 67-001
issued and retired, provincial governments, 68-209
transactions with non residents, 67-002

Bookstores

See also
Books
Stores

campus, sales, chronological and principal statistics, by province,
by commodity, 63-219

Bookbinding

See also
Printing and publishing

industries

annual census of manufacturers, 36-251
principal statistics, employment, inventories, 36-251B

Books

See also
Printing and publishing
Reading

arts and culture, statistical profile, 87-527
campus book store sales, by province, 63-219
in public libraries, stock, language, circulation, 87-205, 87-205S
publishers, sales, **87-210**
publishing and printing industries
annual census of manufacturers, 36-251
principal statistics, employment, inventories, 36-251B
synopsis, 87-001, 87-004
reading habits, MDF-3815

Boots

See
Footwear

Botanical gardens

See also
Tourism

revenue, expenses, employment, visitors, by province, by
governing authorities, 87-207

Bottles

See also
Containers

glass, plastic, consumption by manufacturing industries, by
industry, 31-212
plastic
blow-moulded, production and shipments, by type, by use,
quarterly, 47-006
production, quantity and value of materials used, by type of
resin, quarterly, 47-006

Bowling

See also
Recreation

number of businesses, total revenue, by province, by revenue
size, revenue by source, client base, expenses,
part-time/full-time employment, 63-233

Boxes

See also

Containers and other packaging supplies

Paper products

Wood

consumption by manufacturing industries, by industry, 31-212

corrugated

industries

annual census of manufacturers, **36-250**

principal statistics, employment, inventories, **36-250B**

shipments, by province and destination, 36-004

wooden, industries

annual census of manufacturers, 35-250

principal statistics, employment, inventories, 35-250B

Brantford

CT, 1986 census

dwellings, by period of construction, heating fuel,

family income, by income group

household income, by income group

households, tenant, owner, rent and payments

income, by sex, income composition, income group

population, by home, official languages, ethnic origin,

citizenship, place of birth, immigrants, by period and age at

immigration, mobility status, education, labour force activity

by industry division and major occupation group, sex, class

of worker, **95-102**

population, dwellings, households, census and economic

family characteristics, **95-101**

Bread

industries

annual census of manufacturers, **32-250**

principal statistics, employment, inventories, 32-250B

Breaking and entering, MDF-3837b

See also

Crimes

crimes, police reported, by province, 85-205

Edmonton, MDF-3837a

Brewery

See also

Alcoholic beverages

Beer

industry

annual census of manufacturers, **32-251**

financial statistics, quarterly, 61-003

preliminary data, 61-003P

Bridges

See also

Highways

contractors, establishments, output, labour, revenue and

expenditure, by province, 64-206

British Columbia

See also

Provinces

CDs, CSDs, CMAs, CAs, urban areas, population, 1981, 1986,

urban, rural, national and provincial ranks, decreasing order,

dwellings, land area, population density, 1986 census, 92-118

EAs, 1981 and 1986 equivalents, by 1981, 1986 codes, 1986

census, 99-127

accommodation service industry, total revenue, 63-204

adult correctional services, expenses, inmates, 85-211

agriculture, 1986 census, farms and farm operators, crops,
livestock, poultry, irrigation, machinery and equipment, by
agricultural region and census division, 1971 to 1986 census,
96-112

atlas of cancer mortality, by sex, 82-565

building permits, annual summary, 64-203

monthly, 64-001

business services, total revenue, by service, 63-232

capital and repair expenditures, revised intentions, 61-206

cardiovascular diseases, mortality rates, 82-544

census families

husband-wife families and lone-parent families, 91-529

postcensal estimates, 91-204

income, by income group, by province, 1986 census, 93-117

civil courts, 85-509

community colleges

related institutions, enrolment and graduates, 81-222

vocational schools, educational staff, 81-524

courts, 85-511E

crimes, police reported, by offence, 85-205

criminal injuries, compensation, 86-502

destination of shipments, by province, by industry, 31-530

disabled persons residing in households, demography, lifestyle,

labour force participation, education, health, by subprovincial

areas and metropolitan areas, 82-612

dwellings and households, 1986 census, 93-104, 93-105

earnings

1986 census, 93-115

by detailed occupation, sex, activity, 1981, 1986 census,

93-116

economic accounts

annual data, 1961-1986, 13-213S

annual estimates, 13-213

preliminary estimates, 13-213P

economic families, income, by income group, by province, 1986

census, 93-118

education

enrolment, expenditures, by type of institution, 81-220

financial statistics, all levels and by level of education, 81-208

electric power, capacity and loads, imports, exports, 57-204

elementary and secondary schools, enrolment, 81-210

energy supply and demand, by type, by sector, 57-003

ethnic groups, by single, multiple origins, 1986 census, 93-154

ethnic origins, immigration and citizenship, 1986 census, 93-109

expenditures on culture, by function, 87-206

families, 1986 census, 93-106, 93-107

federal expenditures on science and technology, 88-204

federal government, scientific and technological establishments,

directory, 88-206

government

enterprises, financial statistics, 61-204

finances, revenue and expenditures, 68-207

gross domestic product, by industry, 15-203

historical economic data, 11-210

households, income, by income group, 1986 census, 93-119

housing starts and completions, 64-002

immigrants and non-immigrants, 1986 census, 93-155

income, individuals, 1986 census, 93-114

international travellers entering the province, 66-001, 61-001P

juvenile courts, 85-522

labour force

activity, 1986 census, 93-111

annual averages, 1981-1988, 71-529

detailed industry, 1986 census, 93-113

detailed occupation, 1986 census, 93-112

by sex

- by detailed industry (1970 classification), 1971, 1981, 1986 censuses, 93-152
- by industry division, 1951 to 1986 censuses, 93-152

monthly estimates, 71-001

survey, by economic regions, 71-535 no.5

languages, mother tongue, bilingualism, by age group, sex, 1986 census, 93-103

legal aid, services and expenditure, 85-216

leisure and personal service industries, 63-233

life tables, by sex, 84-532

longevity and historic life tables, 89-506

manufacturing industries, principal statistics, 31-203

maps, census divisions and subdivisions, 1986 census, 99-115

men, labour market activity survey, 71-206

migrants, profile, MDF-3814a

minority and second language education, elementary and secondary levels, 81-257

mobility and interprovincial migration, 1986 census, 93-108

mother tongue

- by age group, sex, 1981, 1986 census, 93-102
- retention and transfer, 93-153

nurses, employment, education, demography, 83-226

occupational mortality, by cause, 84-544

occupations

- by sex and detailed occupation, 1986 census, 93-157

older workers, labour market activity survey, 71-208

place names, reference list, by classification code, by province, population, 1986 census, 92-123

police services and officers, federal, provincial and municipal levels, 85-523

population

- age-sex distribution, intercensal annual estimates, 1981-1986, 91-518
- by age, sex and marital status distribution, by single years, age group, by province, 1986 census, 93-101
- demographic statistics, postcensal annual estimates, 91-210
- detailed characteristics, home and official languages, ethnic origin, citizenship, birthplace, immigrants, mobility, education, occupations, income, by CD and CSD, 1986 census, 94-120

dwellings

- tenure and type, by CD and CSD, 1986 census, 94-119

period of construction, heating system and fuel, 1986 census, 94-120

marital status, age-sex distribution, sex ratio, intercensal annual estimates, 1981-1986, 91-519

projections, 1989-2011, fertility, life expectancy, sex ratio, age-sex distribution, population growth, 91-520

quarterly and annual demographic statistics, interprovincial migration, 91-002

selected characteristics, density, age-sex distribution, marital status, mother tongue, census and economic families, by CD and CSD, 1986 census, 94-119

private and public investments, intentions, 61-205

production, export and domestic shipments, stocks of hardwood and softwood lumber, 35-003

railways, revenue freight, by commodity, 52-211

recent economic data, 11-010

reference list

- EAs, by CSD, CD, 1986 census, 99-120
- EAs, by CSD, CD, PCT, 1986 census, 99-125

research and development expenditures, by activity sector, 88-001

retail trade

chain and independent stores, 63-005

independent retailers, sales per selling area, by type of store, location, by quantity and by province, 61-522

sales and receipts, number of locations, by type, 63-223

schooling level, by detailed field of study, 1986 census, 93-110

television viewing time and distribution by origin and type of programme and origin of station, 87-208

universities

- revenue and expenditures, trends, 81-260
- tuition, additional fees and living accommodation costs, by institution, 81-219

value of construction work purchased, new and repair, by type of structure, 64-201

women, labour market activity survey, 71-205

workers compensation boards, 86-501

youth, labour market activity survey, 71-207

Broadcasting

See also

Arts
Communications
Radios
Telecommunications
Television

arts and culture, statistical profile, 87-527

economic impact, 87-532

municipal, provincial and federal expenditures

- by province, 87-206
- overview, 87-517

radio and television, 56-001

revenue, expenses, 56-204

Broccoli

See also

Vegetables

canned and frozen, pack and stocks, monthly, 32-011

frozen, packed annually, by region, 32-023

production, area, farm value, by province, 22-003

Brokers

wholesale trade, number of establishments, sales, principal statistics, by type of business, 63-226

Brooms, brushes and clothes fasteners

industries

- annual census of manufacturers, 47-250
- principal statistics, employment, inventories, 47-250B

Brushes

See

Brooms, brushes and clothes fasteners

Brussel sprouts

See also

Vegetables

canned and frozen, pack and stocks, monthly, 32-011

frozen, packed annually, by region, 32-023

production, area, farm value, by province, 22-003

Building board

See also

Particleboard
Pulp and paper

industries

annual census of manufacturers, 36-250
 principal statistics, employment, inventories, 36-250B
 rigid insulating board, wood fibre, 36-002

Building construction

See also
 Prefabricated buildings

value, by type of structure, new, repair, by industry sector, by province, 64-201

Building permits

See also
 Construction
 Licenses and permits

indexes, 64-001
 value, number, residential and non-residential, by municipality, metropolitan area, economic region and province
 annual summary, 64-203
 monthly, 64-001

Building services

rental and leasing establishments, total revenue, by province, 63-232

Buses

See also
 Motor vehicles
 Urban transit

bus bodies, industries
 annual census of manufacturers, 42-251
 principal statistics, employment, inventories, 42-251B
 intercity, industries and establishments, operating and income accounts, employment, traffic statistics, 53-215
 road motor vehicle registrations, by place of residence or by place of issuance of licence, 53-219
 school, industries and establishments, operating and income accounts, employment, traffic statistics, by province, 53-215
 urban, suburban, intercity, rural, passenger, operations, 53-003

Business cycles

price level measurements, 62-602

Business enterprises

See also
 Corporations

annual report, 11-201
 aggregate productivity measures, historical data, 15-204
 electricity bills, by province, municipality and utility, 57-203
 income and expenditures
 annual estimates, 1926-1986, 13-531
 quarterly estimates, 1947-1986, 13-533
 government aid, 11-402E
 small, distribution by industry group and revenue bracket, 61-231

Business forms

See also
 Printing and publishing

printing industries
 annual census of manufacturers, 36-251
 principal statistics, employment, inventories, 36-251B

Business investments

See also
 Investments

income and expenditures
 annual estimates, 1926-1986, 13-531
 quarterly estimates, 1947-1986, 13-533
 machinery and equipment, national accounts, 13-001

Business machines

industries
 annual census of manufacturers, 43-250
 principal statistics, employment, inventories, 43-250B

Business register

questionnaires on microfiche, 12-205M
 index, 12-205S

Business sector

provincial government enterprises, financial statistics, 61-204

Business services

See also
 Computer services

industries
 industrial classification, 12-501E
 labour force, by age group, sex, class of worker, weeks worked in 1985, by industry, by province, 1986 census, 93-113
 number of employees, salaries and wages, by industry, by province, monthly, 72-002
 international trade
 balance of payments, 67-203
 by category, area, affiliation, country of control, industry, province of head office, 1969-1984, 67-510
 labour force
 CMAs, 1981, 1986 census, 93-156
 by sex
 by detailed industry, (1970 classification), by province, 1971, 1981, 1986 censuses, 93-152
 by industry division, by province, 1951 to 1986 censuses, 93-152
 revenue
 by service industry, 63-015
 expenses, client base, employment, by service, 63-232

Butane

See also
 Liquefied petroleum gas

butane mixes, supply, sales and disposition, by province, 45-004
 supply of processing plant, by month, by province, 26-006

Butter

See also
 Dairy products
 Oils and fats

butterfat, production by province, monthly, 23-001
 stocks, by province, 32-217

C

Cabbages

See also
 Vegetables

production, area, farm value, by province, 22-003

Cabinets

See also
Furniture and fixtures

wooden, industries
annual census of manufacturers, 35-250
principal statistics, employment, inventories, 35-250B

Cable television

See also
Television

operating and financial statements, 56-205

Cadmium

See also
Mines
Mining

mineral production, by province, 26-202

Calgary

atlas, demography, education, ethnic origin, lone-parent families,
dwellings, employment, income, 1986 census, 98-110

CT, 1986 census

dwellings, by period of construction, heating fuel
family income, by income group
household income, by income group
households, tenant, owner, rent and payments
income, by sex, income composition, income group
population, by home, official languages, ethnic origin,
citizenship, place of birth, immigrants, by period and age at
immigration, mobility status, education, labour force activity
by industry division and major occupation group, sex, class
of worker, 95-104

population, dwellings, households, census and economic
family characteristics, 95-103

map, CMA, 1986 census, 99-116

population, CMAs

by age, age group, sex, marital status, mother tongue, 1986
census, 93-156

by ethnic origin, home and official languages, by sex, 1986
census, 93-156

census families, by number of children, by family structure,
1986 census, 93-156

immigrants, by place of birth, sex and period of immigration,
1986 census, 93-156

in private households, by economic family status, 1986
census, 93-156

labour force, by education, occupation, industry group,
income group, work activity, 1986 census, 93-156

Campgrounds

See also
Recreation

attendance, by province, 87-401

Camping equipment

households equipped, by province, 64-202, 64-601

Campus bookstores

See also
Books
Stores

sales, chronological and principal statistics, by province, by
commodity, 63-219

Canada

historical data, 11-516E
overview, 11-403E
statistical profile, 11-511E
yearbook, 11-402E

Canada Council, 11-402E

Canada/England and Wales

farm account comparison, 21-602E no.4

Canada Pension Plan

See also
Pensions
Retirement
Social security

general perspective, 74-401

revenue and expenditures, contributors and beneficiaries,
86-507

Canada/United States

air traffic, passenger origin and destination, 51-205

balance of payments, bilateral accounts, 67-001

bilateral accounts, 67-001P

exports, by province of origin, by U.S. state and mode of
transport, 65-202

farm account comparison, 21-602E no.4

international trade, by region

international travellers, by mode of transport, 66-001P

overview comparison, 11-511E

trucking industry, 53-222

Canadian Broadcasting Corporation

See also
Broadcasting
Radio
Television

revenue, expenses, production, 56-001

Canadian investments abroad, 67-202

Cancer

See also
Diseases

atlas of cancer mortality, British Columbia, by sex, 82-565

incidence, hospitalizations and deaths, by age and sex, 82-003

occupational mortality, British Columbia, 84-544

Cane and beet sugar

See
Sugar

Canned food

See also
Food

fruits and vegetables

industry, by region, 32-023

stocks, by size of container, monthly, 32-011

supply and disposition

consumption per capita, 32-230

consumption per capita, data sources, conversion factors,
32-509E

Canola

See also
Oilseeds

production, crushings, exports of oil and meal, 21-601E no.4
supply and disposition, marketing exports, 22-007

Cans

consumption by manufacturing industries, by industry, 31-212

CANSIM

directory to microdata, 11-514E
Minibase series directory, 12-569E

Canvas

See also
Textile products

industries

annual census of manufacturers, 34-251
principal statistics, employment, inventories, 34-251B

Capacity utilization rates

manufacturing industries, quarterly, 31-003

Capital

See also
Balance sheets
Finance
Investments
Wealth

accounts, balance of payments, 67-001P

expenditures

by sectors, revised intentions, 61-206
construction price index, quarterly, 62-007
homeowner repair and renovation expenditures, by province,
62-201
on plants and equipment
by industry, price indexes, 13-211
goods-producing and service industries, by industry, price
indexes, historical data, 1936-1983, 13-568
private and public, intentions, by region, by province, 61-205
farms, 21-603E
flows and stocks, non-residential, goods-producing and service
industries, by industry, 13-211
historical data, 1936-1983, 13-568
markets, stock price indexes, yields, 67-002

Capital and repair expenditures

See also
Machinery and equipment

manufacturing industries, intentions, 61-214

Capital stocks

historical data, 11-516E

Cardiovascular diseases, 82-003, 82-544

See also
Diseases

Cargo

air, at top 30 Canadian airports, 51-004
air carrier traffic, by airport, 51-005
marine transport, load handled, shipments, 50-002
shipping, tonnage handled, by port, commodity, destination,
54-205

Carloadings

railway freight, by commodity, 52-001

Carpets, mats and rugs**industries**

annual census of manufacturers, 34-251
principal statistics, employment, inventories, 34-251B

Carriers

See also
Air carriers
Cargo
Freight
Transportation

charters, international

and domestic, passengers, seats available, load ratios, by
country of origin and destination, 51-207

cargo, by country of origin and destination, 51-207

intercity and rural passenger bus operations, 53-003

railway

freight and traffic, 52-216

operating statistics, 52-003

revenue freight, by commodity and province, 52-211

shipping, domestic and international, by area of domicile, 54-205

trucking industry, 53-222

water and surface, 50-002

Carrots

See also
Vegetables

canned and frozen

pack and stocks, monthly, 32-011

packed annually, by region, 32-023

production, area, farm value, by province, 22-003

Cars

See
Automobiles

Cassette recorders

See also
Music
Sound recording

households equipped, by province, 64-202

Casting and extruding

See also
Metals

industries

annual census of manufacturers, 41-250

principal statistics, employment, inventories, 41-250B

Casualty insurers

financial statistics, quarterly, 61-006

Caterers

See also
Food
Restaurants

receipts, by province, monthly, 63-011

Cattle

See also
Livestock

Meat

calves, number on farms, 1986 census, 1971 to 1986 census data, Canada, by type, by province, 96-102
 for each province, by type, agricultural region and census division, 96-103 to 96-112
 feed, shipments, by province of origin, 32-004
 number on farms
 by province, bi-annually, 23-008
 farm values, prices, slaughter and exports, 23-203
 on farms, 21-522E

Cauliflower

See also

Vegetables

canned and frozen, pack and stocks, monthly, 32-011
 frozen, packed annually, by region, 32-023
 production, area, farm value, by province, 22-003

Causes of death, 82-003S, vol.1, no.1

detailed categories by province and sex, 82-003S, vol.1, no.1
 leading, by age group, 82-003S, vol.1, no.1
 tuberculosis, 82-003S, vol.1, no.1

Celery

See also

Vegetables

production, area, farm value, by province, 22-003

Cement**industries**

annual census of manufacturers, 44-250
 principal statistics, employment, inventories, 44-250B
 production, shipments, sales and stock, 44-001

Census

1986, labour force survey, by province and economic region, 71-535 no.5
 1986 census, MDF-3901a, MDF-3901b, MDF-3901c
 agriculture, 1986 user guide, 96-101
 census handbook, 99-136E
 data index by municipality, 11-515
 dictionary, 1986, 99-101
 directory to microdata, 11-514E
 food industry manufacturers, 32-250
 historical catalogue, 11-512E
 historical statistics, 11-516E
 history, geography, survey questions, variables, products and services, methodology, 1986 census, 99-104E
 products and services, 1986 census
 final edition, 99-103E
 preliminary edition, 99-102E

Census agglomerations

See also

Geostatistical areas**Urban areas**

comparison, 1981, 1986 census, 99-106E
 geographical classification, 12-571 to 12-573
 geostatistical units, 1981, 1986 comparison, 99-105E
 index to data, 11-515
 maps, 1986 census, 99-116
 market research handbook, 63-224
 population
 1981 and population rank, national, provincial, 1986 census,

92-104

1981-1986, urban and rural areas, national and provincial ranks, decreasing order, land area, population density, 1986 census, by province, 92-109 to 92-120

and dwellings, selected characteristics

by province, 1986 census, 94-127

Canada and provinces, 1986 census, 94-129

by age group and sex, marital status, mother tongue, dwellings, households, census family, economic family characteristics, 1986 census, 95-101 to 95-173 (odd)
 by CTs, 1981, 1986, land area, density, 1986 census, 95-101 to 95-173 (odd)

principal statistics, by major group of industries and by industry, 31-209

reference list of EAs by CSD, PCT, 1986 census, 99-126

Census divisions

See also

Geostatistical areas

comparison, 1981, 1986 census, 99-106E
 geographical classification, 12-571 to 12-573
 maps, 1986 census, 99-115
 population

1981-1986, urban and rural areas, national and provincial ranks, decreasing order, land area, population density, 1986 census, by province, 92-109 to 92-120

and dwelling characteristics, by CD and CSD, for each province and territory, 1986 census, 94-101 to 94-124
 and population rank, by province, 1986 census, 92-101
 intercensal annual estimates, 1981-1986, by province, 91-521

postcensal and intercensal estimates, 91-528E

postcensal annual estimates

component method, by province, 91-212

regression method, by province, 91-211

principal statistics, by major group of industries, 31-209

reference list of EAs, by CSD, CD, 1986 census, by province
 Atlantic provinces, 99-117

Ontario, 99-119

Quebec, 99-118

western provinces and territories, 99-120

reference list of EAs, by CSD, CD, PCT, 1986 census, by province

Atlantic provinces, 99-122

Ontario, 99-124

Quebec, 99-123

western provinces and the territories, 99-125

vital statistics, 84-542

Census families

See also

Families

CAs and CTs, 1986 census, 95-101 to 95-173 (odd)

CMAs, by family structure, income group, by number of children, 1986 census, 93-156

annual intercensal estimates, 1981 to 1986, size, structure, children, by province, 91-529

distribution, by size and structure, lone-parent families, by CD and CSD, for each province and territory, 1986 census, 94-101 to 94-124

family structure, 98-127

income

CAs and CTs, by income group, 1986 census, 95-102 to 95-174 (even)

by family structure

- income groups, source, schooling level, period of immigration and work activity of husband/parent, by province, 1986 census, 93-117
- trends, 98-128
- distribution, 13-208
- size and structure
 - by province, postcensal estimates, 91-204
 - lone-parent, households
 - by 1976 FED, 1986 census, 94-125
 - by 1987 FED, 94-133
 - by CMA and CA, 1986 census, 94-127
 - Canada and provinces, urban areas by size, farm and non-farm rural areas, CA and CMA, 1986 census, 94-129
- structure and type, labour force activity, occupation, schooling level and mobility status of heads, income, tenure, type and age of dwelling, number and age group of children at home, by province, 1986 census, 93-107
- structure, by province
 - by 1976 FED, 1986 census, 94-126
 - by 1987 FED, 94-134
 - by CMA and CA, 1986 census, 94-128

Census metropolitan areas

- See also
- Geostatistical areas
- Urban areas
- CDs and CMAs, postcensal estimates, component method, 91-212
- atlas, demography, education, ethnic origin, lone-parent families, dwellings, employment, income, 1986 census
 - Calgary, 98-110
 - Edmonton, 98-111
 - Halifax, 98-102
 - Hamilton, 98-107
 - Montreal, 98-104
 - Ottawa-Hull, 98-105
 - Quebec city, 98-103
 - Regina, 98-109
 - St. John's, 98-101
 - Toronto, 98-106
 - Vancouver, 98-112
 - Winnipeg, 98-108
- comparison, 1981, 1986 census, 99-106E
- domestic travels, origin and destination, numbers, 87-504
- geographical classification, 12-571 to 12-573
- geostatistical units, 1981, 1986 comparison, 99-105E
- housing affordability, households, 98-130
- index to data, 11-515
- inner city, population, demography, households and families, ethnicity, socio-economic characteristics, trends, 98-123
- maps, 1986 census, 99-116
- population
 - 1981 and population rank, national, provincial, 1986 census, 92-104
 - 1981-1986, national and provincial ranks, decreasing order, dwellings, land area, population density, 1986 census, by province, 92-109 to 92-118
 - 1981 and 1986 censuses, 98-120
 - and dwellings, detailed characteristics, by province, 1986 census, 94-128
 - and dwellings, selected characteristics
 - by province, 1986 census, 94-127
 - Canada and provinces, 1986 census, 94-129
 - intercensal annual estimates, 1981-1986, by province,

- 91-521
- postcensal and intercensal estimates, 91-528E
- postcensal annual estimates, regression method, 91-211
- principal statistics, by major group of industries, and by industry, 31-209
- public libraries, 87-205, 87-205S
- reference list
 - EAs, by Census tracts, 1986 census, 99-121
 - EAs by CSD, PCT, 1986 census, 99-126

Census subdivisions

- See also
- Geostatistical areas
- comparison, 1981, 1986 census, 99-106E
- geographical classification, 12-571 to 12-573
 - place names, reference list, population, by classification code, by province, 1986 census, 92-121 to 92-123
- index to data, 11-515
- maps, 1986 census, 99-115
- population
 - and dwelling characteristics, by CD and CSD, for each province and territory, 1986 census, 94-101 to 94-124
 - and population rank, by province, 1986 census, 92-101
 - 1981-1986, urban and rural areas, national and provincial ranks, decreasing order, land area, population density, 1986 census, by province, 92-109 to 92-120
 - 1986 census, 92-102, 98-120
- reference list of EAs, by CSD, CD, 1986 census, by province
 - Atlantic provinces, 99-117
 - Ontario, 99-119
 - Quebec, 99-118
 - western provinces and territories, 99-120
- reference list
 - EAs, by CSD, CD, PCT, 1986 census, by province
 - Atlantic provinces, 99-122
 - Ontario, 99-124
 - Quebec, 99-123
 - western provinces and the territories, 99-125
 - EAs, by CTs, 1986 census, 99-121
 - EAs by CMA, PCT, 1986 census, 99-126

Census tracts

- comparison, 1981, 1986 census, 99-106E
- reference list
 - each CMA, CA, 1986 census, 99-121
 - EAs, by CMA, CSD, 1986 census, 99-126
 - EAs, by CSD, CD, PCT, 1986 census, by province
 - Atlantic provinces, 99-122
 - Ontario, 99-124
 - Quebec, 99-123
 - western provinces and the territories, 99-125

Cereals

- See also
- Grains
- industries
 - annual census of manufacturers, 32-250
 - principal statistics, employment, inventories, 32-250B
 - supply and disposition, consumption per capita, data sources, conversion factors, 32-509E

Certificates

- See
- Diplomas and certificates

Chain stores

See also

Stores

sales

by kind of business, by province and selected metropolitan area, 63-005

historical and principal statistics, by kind of business, 63-210

Charges

See also

Crimes

youth, by age and sex, by province, 85-522

Charter of rights, 85-509**Cheese**

See also

Dairy products

processed, production and month-end inventories, 32-024
 production, stocks and sales, monthly, by province, 23-001
 stocks, by province, 32-217

Chemicals and chemical products

See also

Fertilizers

Pesticides

Plastic products

fertilizer materials, shipments and nutrient contents, imports,
 exports, by province, 46-504

industrial inorganic chemicals

annual census of manufacturers, 46-250

principal statistics, employment, inventories, 46-250B

industrial organic chemicals

annual census of manufacturers, 46-250

principal statistics, employment, inventories, 46-250B

industrial production, 46-002

industries

annual census of manufacturers, 46-250

definitions and classification index, 12-570E

financial statistics, quarterly, 61-003

preliminary data, 61-003P

plants

price indexes, quarterly, 62-007

principal statistics, employment, inventories, 46-250B

shipments by major group of industries, monthly data, 31-001

stocks and shipments, by product type, monthly data, 31-001

international trade, 65-503

Cherries

See also

Fruits

canned and frozen, pack and stocks, monthly, 32-011

processed, annually, by region, 32-023

production estimates, by province, 22-003

Chewing gum

industries

annual census of manufacturers, 32-250

principal statistics, employment, inventories, 32-250B

Chickens

See also

Eggs

Poultry

production, disposition and farm value, by province, 23-202

Chicoutimi-Jonquière

CT, 1986 census

dwellings, by period of construction, heating fuel

family income, by income group

household income, by income group

households, tenant, owner, rent and payments

income, by sex, income composition, income group

population, by home, official languages, ethnic origin,

citizenship, place of birth, immigrants, by period and age at

immigration, mobility status, education, labour force activity

by industry division and major occupation group, sex, class

of worker, 95-106

population, dwellings, households, census and economic

family characteristics, 95-105

map, CMA, 1986 census, 99-116

population, CMAs

age, age group, sex, marital status, mother tongue, 1986 census

census families, by number of children, by family structure, 1986 census

ethnic origin, home and official languages, by sex, 1986 census

immigrants, by place of birth, sex and period of immigration, 1986 census

labour force, by education, occupation, industry group, income group, work activity, 1986 census

private households, by economic family status, 1986 census, 93-156

Child care

arrangements, 71-601 no.31

by level of expenditure, 62-555, MDF-3504

Child tax credit, 86-508**Children**

See also

Disabled persons

Divorces

Families

Lone-parent families

Marriage

Unattached individuals

care arrangements, 71-601 no.31

census families, 1986 census, 93-107

disabled, distribution, by age

disability rates, 98-126

sex and province, 82-555

family, trends, 89-509

family history survey, MDF-3839

mother's labour force activity, by age group, marital status, by province, 1981, 1986 census, 93-111

number born, single and married women, 91-524E

population structure and dynamics, health status, life expectancy, 82-543

preschool and school age, non parental care, MDF-3807

television viewing time, anglophones, francophones, by province, age groups, 87-208

Children's clothing

See also

Clothing

industries
 annual census of manufacturers, 34-252
 principal statistics, employment, inventories, 34-252B

Chinchilla

See also
 Furs

pelts, exports, 23-208

Chips

wood residue, receipts, monthly, by province, 25-001

Chocolate

industries
 annual census of manufacturers, 32-250
 principal statistics, employment, inventories, 32-250B

Cider

See also
 Beverages
 Fruits
 Wines

industries
 annual census of manufacturers, 32-251
 principal statistics, employment, inventories, 32-251B

Cigarettes

See
 Tobacco products

Cigars

See
 Tobacco products

Cinemas

See
 Movie theatres

Cities

See also
 Census metropolitan areas
 Names of cities
 Urban areas

consumer price index, inter-city comparisons and historical summary, 62-010
 family food expenditures, 62-554, MDF-3503, MDF-3504

Citizenship

CAs and CTs, 1986 census, 95-102 to 95-174 (even)
 ethnic groups, by single and multiple origins, 1986 census, 93-154
 immigrant and non-immigrant population, by sex, period of immigration, province, 1986 census, 93-155
 population
 by CD and CSD, for each province and territory, 1986 census, 94-102 to 94-124 (even)
 by sex, period of immigration, by province, 1986 census, 93-109
 province
 by 1976 FED, 1986 census, 94-126
 by 1987 FED, 94-134
 by CMA and CA, 1986 census, 94-128

Citrus fruits

See also

Fruits

supply and disposition
 consumption per capita, 32-230
 consumption per capita, data sources, conversion factors, 32-509E

Civil aviation

See also
 Aviation

historical and statistical overview, 51-501E
 safety regulations and standards, 51-501E

Civil courts

See also
 Courts

by province, 85-511E
 description and statistics, 85-509

Civil engineering

See also
 Engineering
 Engineers

contractors, establishments, output, labour, revenue and expenditures, by province, 64-206

Civil law

federal and provincial legislation, 85-509

Civil service

See
 Public administration

Classification

See also
 Commodity classification
 Geographical classification
 Methodology

commodities, 12-580E
 companies and enterprises, 12-570E
 consumer price index, primary classification systems, 1978, 1982, comparison, 62-606E
 diagnostic, therapeutic and surgical procedures, 82-562E
 export, 12-578E
 geographical, 12-571 to 12-573
 place names, reference list, by classification code, by province, population, 1986 census, 92-121 to 92-123
 import-export classification codes for fruits and vegetables, 32-509E
 industrial, 12-501E
 corporations, 61-207
 occupational, 12-565E
 labour force, 1986 census, 93-112

Clay products

See also
 Construction
 Mineral products

industries
 annual census of manufacturers, 44-250
 principal statistics, employment, inventories, 44-250B

Cleaning compounds

See

Soaps

Climate, 11-403E

Clocks and watches

industries

annual census of manufacturers, 47-250

principal statistics, employment, inventories, 47-250B

Cloth

See also

Textile industries

industries

annual census of manufacturers, 34-250

principal statistics, employment, inventories, 34-250B

Clothes dryers

See also

Electrical appliances

households equipped, by province, 64-202, 64-601

production, sales, stocks, exports, monthly, 43-010

Clothes fasteners

See

Brooms, brushes and clothes fasteners

Clothing

See also

Footwear

Leather and allied products

Textile industries

Textile products

Women's clothing

consumer price index, 62-001

industries

annual census of manufacturers, 34-252

capacity utilization rates, quarterly, 31-003

consumption of containers and other packaging supplies, 31-212

destination of shipments, by province, by industry, 31-530

employment, by province, by industry, 31-203

financial statistics, quarterly, 61-003

preliminary data, 61-003P

orders, monthly data, 31-001

principal statistics

by province, by industry, 31-203

employment, inventories, 34-252B

shipments by major group of industries, monthly data, 31-001

stocks and shipments, by product type, monthly data, 31-001

occupational, industries

annual census of manufacturers, 34-252

principal statistics, employment, inventories, 34-252B

level of expenditure, 62-555, MDF-3504

retail trade, men's, operating results, by province, 63-603

Coal

See also

Energy

Fossil fuels

Fuel

Mines

Mining

Petroleum and coal products

industries

annual census of manufacturers, 45-250

production

exports, imports and disposition, monthly, by province, 45-002

exports, supply and disposition, demand, by province 26-206

Coal products

See also

Asphalt

Coal

Mineral products

Petroleum and coal products

industries

annual census of manufacturers, 45-250

principal statistics, employment, inventories, 45-250B

shipments by major group of industries, monthly data, 31-001

stocks and shipments, by product type, monthly data, 31-001

Coarse grains

See also

Grains

in the prairie provinces, 22-007

Coated fabrics

See

Floor, tile, linoleum and coated fabric

Coated metal products

See also

Metals

industries

annual census of manufacturers, 41-251

principal statistics, employment, inventories, 41-251B

Coats

See also

Clothing

industry

annual census of manufacturers, 34-252

principal statistics, employment, inventories, 34-252B

Cocoa

See also

Beverages

Chocolate

production and stocks, 32-025

Coffee

See also

Beverages

industries

annual census of manufacturers, 32-250

principal statistics, employment, inventories, 32-250B

production and stocks, 32-025

Coffins

See also

Funerals

Personal services

Wood

industry

annual census of manufacturers, 35-250

principal statistics, employment, inventories, 35-250B

Coke

See also

Fuel
Petroleum and coal products

production, consumption and stocks, **26-206**
plants, supply and disposition, monthly, 45-002
supply, sales and disposition, by province, 45-004

Colleges

See also

Education
Employment
Postsecondary education
Students
Vocational training

graduates, employment experience, MDF-3135
teachers, salaries and salary scales of full-time staff, by
institution, 81-258, 81-258P, 81-258S

Commerce

See also

Corporations
Industries
International trade
Interprovincial trade
Money income
Small business
Wholesale trade

CANSIM, Minibase series directory, 12-569E
directory to microdata, 11-514E
historical catalogue, 11-512E

Commercial printing

See also

Printing and publishing

industries
annual census of manufacturers, **36-251**
principal statistics, employment, inventories, 36-251B

Commercial services

capital and repair expenditures, revised intentions, 61-206
private and public investments, intentions, by province, 61-205

Commercialization

inventions by individual inventors, Canadian, 88-510

Commodity classification, 12-580E

See also

Classification
Harmonized System
Import-export classification codes

export commodity codes, 12-578
export-import, index, 12-579E

Commodity groups

direct selling, 63-218

Common-law marriages

See also

Marriages

census users guide, 99-113E
family history survey, MDF-3839
trends, 89-509

Communication equipment

See also

Communications
Electrical and electronic products
Telecommunications

domestic, households equipped, by province, 64-202
industries
annual census of manufacturers, **43-250**
principal statistics, employment, inventories, 43-250B

Communication industries

definitions and classification index, 12-570E
financial statistics, quarterly, 61-003
preliminary data, 61-003P
industrial classification, 12-501E
labour force, by age group, sex, class of worker, weeks worked
in 1985, by industry, by province, 1986 census, 93-113
number of employees, salaries and wages, by industry, by
province, monthly, 72-002

Communications

See also

Languages
Telecommunications
Utilities

CANSIM, Minibase series directory, 12-569E
directory to microdata, 11-514E
federal government enterprises, financial statistics, 61-203
historical catalogue, 11-512E
historical data, 11-516E
labour force
CMAs, 1981, 1986 census, 93-156
by sex
by detailed industry, (1970 classification), by province,
1971, 1981, 1986 censuses, 93-152
by industry division, by province, 1951 to 1986 censuses,
93-152
private and public investments, intentions, by province, 61-205
provincial government enterprises, financial statistics, by
province, 61-204

Community business

provincial government enterprises, financial statistics, by
province, 61-204

Community colleges

See also

Colleges
Education
Universities
Vocational training

educational staff, number and salaries, by program level, staff
position, field experience, by province, 81-254
employed persons in science, by occupation, by educational
attainment, 88-508E
enrolment
expenses, degrees, by province, 81-220
graduates, professors, finance, educational attainment, by
province, 81-229
staff, finance, 81-002
graduates
by sex, field of study, employment, income, trends, 98-134
labour market, 89-518
level and field of study, Alberta, MDF-3852

related institutions, enrolment and graduates, by institution, field, province, **81-222**
 schooling level, by detailed field of study, by sex, age group and province, 1986 census, 93-110

Community services

See also
 Social services

industries

labour force, by age group, sex, class of worker, weeks worked in 1985, by industry, by province, 1986 census, 93-113

number of employees, salaries and wages, by industry, by province, monthly, 72-002

labour force

CMAs, 1981, 1986 census, 93-156

by sex

by detailed industry, (1970 classification), by province, 1971, 1981, 1986 censuses, 93-152

by industry division, by province, 1951 to 1986 censuses, 93-152

Commuters

See also
 Streetcars
 Subways
 Urban transit

automobile travel, public transportation, 87-401
 survey, MDF-3812

Compact discs

See also
 Music
 Sound equipment

players

households equipped, by province, 64-202

sales, by format, size, origin of financial control and province, 87-202

Companies

See
 Enterprises

Compensation

See also
 Labour compensation
 Victims
 Worker's compensation

criminal injuries, by type of offence, by province, 86-502

Composers

See
 Musicians

Compressors

See also
 Machinery and equipment

industries

annual census of manufacturers, **42-250**

principal statistics, employment, inventories, 42-250B

stations

gas utilities, by province, 57-205

Computer aided design

See also
 Engineering

architectural, engineering and scientific services, establishments, 63-537

Computer services, 88-202

Computers

See also
 Electrical and electronic products
 Office machines

hardware leasing firms, revenue, 63-222

industries

annual census of manufacturers, 43-250

principal statistics, employment, inventories, 43-250B

services

establishments, number, total revenue, by province, 63-232

industry, 63-222

Concrete

See also
 Cement
 Construction

industries

annual census of manufacturers, **44-250**

principal statistics, employment, inventories, 44-250B

products, industries

annual census of manufacturers, 44-250

principal statistics, employment, inventories, 44-250B

Confectionery

See also
 Sugar

industries

annual census of manufacturers, 32-250

principal statistics, employment, inventories, 32-250B

Conservation

wildlife, economic aspects, MDF-3808a, MDF-3808b

Constitutional law, 85-509

See also
 Law

Construction, 64-201

See also
 Capital
 Industries
 Lumber
 Mineral products
 Roofing

activity indexes, 64-001

architectural, engineering and scientific services, establishments, 63-537

CANSIM, Minibase series directory, 12-569E

contractors

electrical, establishments, output, labour, revenue and expenditures, by province, 64-205

general

residential establishments, output, labour, revenue and expenditures, by province, 64-208

non-residential establishments, output, labour, revenue and

- expenditures, by province, 64-207
- heavy engineering, establishments, output, labour, revenue and expenditures, by province, 64-209
- highway, road, street and bridge, establishments, output, labour, revenue and expenditures, by province, 64-206
- mechanical, establishments, output, labour, revenue and expenditures, by province, 64-204
- special trade, establishments, output, labour, revenue and expenditures, by province, 64-210
- developers
 - establishments, output, labour, revenue and expenditures, by province, 64-204
 - non-residential establishments, output, labour, revenue and expenditures, by province, 64-207
- directory to microdata, 11-514E
- equipment, industries
 - annual census of manufacturers, 42-250
 - principal statistics, employment, inventories, 42-250B
- fixed capital flows and stocks, by industry, 13-211
 - historical data, 1936-1983, 13-568
- historical catalogue, 11-512E
- historical data, 11-210, 11-516E
- industries
 - definitions and classification index, 12-570E
 - financial statistics, quarterly, 61-003
 - preliminary data, 61-003P
 - industrial classification, 12-501E
 - labour force
 - by age group, sex, class of worker, weeks worked in 1985, by industry, by province, 1986 census, 93-113
 - by sex
 - by detailed industry, (1970 classification), by province, 1971, 1981, 1986 censuses, 93-152
 - by industry division, by province, 1951 to 1986 censuses, 93-152
 - number of employees, salaries and wages, by industry, by province, monthly, 72-002
- materials
 - construction price index, quarterly, 62-007
 - homeowner repair and renovation expenditures, by province, 62-201
 - non-metallic mineral products, industries
 - annual census of manufacturers, 44-250
 - principal statistics, employment, inventories, 44-250B
 - production, 26-202
 - sand, gravel and stone production, by province, 26-225
- labour force, CMAs, 1981, 1986 census, 93-156
- New Brunswick, 11-608
- occupations, by sex and detailed occupation, 1986 census, 93-157
- private and public investments, intentions, by province, 61-205
- provincial government enterprises, financial statistics, by province, 61-204
- recent data, 11-010
- repair, value of work performed, by type of structure, sector, province, 64-201
- residential
 - building permits, by municipality, metropolitan area, economic region and province
 - annual summary, 64-203
 - monthly, 64-001
 - developers, establishments, output, labour, revenue and expenditures, by province, 64-208
 - general contractors, establishments, output, labour, revenue and expenditures, by province, 64-208
 - principal indicators, monthly, 64-002

- value of work performed, by type of structure, by sector, by province, 64-201
- value, by type of structure, new, repair, by industry sector, by province, 64-201

Construction price indexes

See also

Price indexes

quarterly, 62-007

Construction type plywood

See

Plywood

Consumer goods and services

See also

Commodity groups

Retail

industries

definition and classification, 12-570E

international trade, 65-503

personal expenditures, national accounts, 13-201

Consumer price index, 11-502E

See also

Price indexes

Prices

changes, monthly, 62-010

comparison of national accounts, 13-001

farm products, 21-603E

historical data, 11-210, 11-516E

historical summary, Canada and major cities, 62-010

inter-city comparisons, 62-010

measurements, seasonality, variation, 62-602

national and city statistics, **62-001**

New Brunswick, 11-608

primary classification systems, 1978-1982, comparison, 62-606E

provinces, major components, 62-010

quarterly estimates, 1947-1986, 13-533

recent data, 11-010

reference paper, 62-533

teaching kit, 62-603E

trends, 11-002E

user guide, 62-557E

Consumers

expenditures on culture, statistical profile, 87-527

Containers

See also

Bags

Bottles

Boxes

Paper products

Wrapping supplies

glass industry

annual census of manufacturers, 44-250

principal statistics, employment, inventories, 44-250B

metal industry, 41-251

shipping industry, 54-205

Containers and other packaging supplies

- bottles, blow-moulded plastic, production and shipments, quarterly, 47-006
- consumption by manufacturing industries, by industry, 31-212
- corrugated boxes and wrappers, shipments by province of destination, 36-004
- used,
 - beverage and tobacco industries, 32-251
 - chemical and chemical products industries, 46-250
 - clothing industry, 34-252
 - electrical and electronic products industries, 43-250
 - fabricated metal products industries, 41-251
 - furniture and fixtures industries, 35-251
 - leather and allied products industries, 33-251
 - machinery industries (except electrical machinery), 42-250
 - non-metallic mineral products, 44-250
 - other manufacturing industries, 47-250
 - paper and allied products industries, 36-250
 - primary metal industries, 41-250
 - primary textile industries, 34-250
 - printing, publishing and allied industries, 36-251
 - rubber and plastic products industries, 33-250
 - refined petroleum and coal products industries, 45-250
 - textile products industries, 34-251
 - transportation equipment industries, 42-251
 - wood industries, by province, 35-250

Continuing education

- See also
- Education
- Postsecondary education
- enrolment, staff, finance, 81-002
- survey, MDF-3846, MDF-3849

Contractors

- See also
- Construction
- Engineering
- apprentices and journeymen, Alberta, survey, MDF-3842
- construction, distribution of operating characteristics, by type of trade, 64-210
- electrical, establishments, output, labour, revenue and expenditures, by province, 64-205
- general
 - non-residential, establishments, output, labour, revenue and expenditures, by province, 64-207
 - residential establishments, output, labour, revenue and expenditures, by province, 64-208
- heavy engineering, establishments, output, labour, revenue and expenditures, by province, 64-209
- highway construction, establishments, output, labour, revenue and expenditures, by province, 64-206
- mechanical, establishments, output, labour, revenue and expenditures, by province, 64-204
- special trade, establishments, output, labour, revenue and expenditures, by province, 64-210

Contraception

- See also
- Abortions
- Births
- Education
- Fertility
- youth, 82-545E

Contributions

- See also
- Employee benefits
- Pensions
- Canada and Quebec pension plans, 86-507

Co-operatives, 11-402E**Copper**

- See also
- Metals
- Mines
- Mining
- mineral production, by province, 26-202
- mines
 - production and shipment, 26-223
- prices, in Canadian and U.S. dollars, 26-201
- rolling, casting and extruding, industries
 - annual census of manufacturers, 41-250
 - principal statistics, employment, inventories, 41-250B

Copyright

- See
- Patents

Cordage

- See also
- Textile products
- industries
 - annual census of manufacturers, 34-251
 - principal statistics, employment, inventories, 34-251B

Corn

- See also
- Vegetables
- canned and frozen
 - pack and stocks, monthly, 32-011
 - packed annually, by region, 32-023
- production, area, farm value, by province, 22-003
- supply and disposition, marketing exports, 22-007
- income tax and taxable income, by major industry group, 61-208, 61-208P

Corporations

- See also
- Capital
- Securities
- Small business
- Taxes
- by industry
 - financial statistics, preliminary data, 61-003P
 - industrial classification, financial statistics, 61-207
- by major industry group, financial statistics, quarterly, 61-003
- direct taxes, national accounts, 13-201
- foreign control, concentration, industrial dimension, 61-210
- non-financial, major financial characteristics, by country of control, 61-210
- ownership and control, by country of control, 61-517
- selected corporation ratios, for 182 industries, 61-207
- taxation statistics, by major industry group, 61-208, 61-208P

Correctional institutions, 85-002

See also
Institutions

staff murdered while on duty, 85-209

Correctional services

See also
Offenders
Offenses

adult correctional services, 85-211

Cotton

See also
Fibres
Field crops
Textile products

industries

annual census of manufacturers, 34-250

principal statistics, employment, inventories, 34-250B

Court administration

See also
Courts

by province, 85-511E

Courts, 85-002

See also
Criminal courts
Justice
Law

by province, 85-511E

civil, description and statistics, 85-509

youth, offences, charges, by age and sex, by province, 85-522

Coyotes

See also
Furs

pelts, exports, 23-208

CPI

See
Consumer price index

Cranberries

See also
Fruits

production estimates, by province, 22-003

Crating lumber

See also
Lumber

consumption by manufacturing industries, by industry, 31-212

Credit unions

See also
Banks

financial statistics

by province, 61-209

quarterly, 61-006

Crimes, 11-511E, 85-002

See also
Correctional institutions
Correctional services
Homicides
Suicides
Victims
Violence

Edmonton, survey, MDF-3837a

legal aid, by province, 85-216

police reported, by province and offence type and municipality,
85-205

survey, MDF-3837b

women, statistical report, 89-503E

youth, offences, charges, by age and sex, by province, 85-522

Criminal courts

See also
Courts

by province, 85-511E

Criminal injuries

See also
Victims
Violence

compensation, by province, 86-502

Criminal justice, 85-002

See also
Police

Criminality

youth, trends, 89-511

Crops, 21-522E

See also
Agriculture
Fertilizers
Field crops
Fruits
Grains
Mushrooms
Vegetables

area in wheat, grains, oilseeds, potatoes, hay, vegetables, fruit
trees and berries, grapes, spatial distribution, 1986 census,
trends, 96-113

areas, 1986 census, 1971 to 1986 census data, Canada, by
type, by province, 96-102
for each province, by type, agricultural region and census
division, 96-103 to 96-112

farm cash receipts, by province, quarterly, 21-001

farm product price index, by province, 62-003

spraying, 1986 census, 1971 to 1986 census data, Canada, by
type, by province, 96-102

for each province, by type, agricultural region and census
division, 96-103 to 96-112

Crown corporations

See
Government enterprises

Crushing

See also
Grains

oilseeds, 22-201

Cucumbers

See also
Vegetables

field and greenhouse production, area and farm value, by province, 22-003

Culture

See also

Arts

Multiculturalism

activities and institutions, synopsis, 87-001, 87-004

book publishing, **87-210**

Canada's north, profile, 98-122

Canadian ethnic diversity, trends, 98-132

directory to microdata, 11-514E

economic impact, 87-532

film industry, **87-204**

government expenditures

by function and province, **87-206**

overview, 87-517

statistical profile, 87-527

historical catalogue, 11-512E

mother tongue

age group, sex and province, 1981, 1986 census, 93-102

home language, official languages, by province, 1986 census, 93-103

musicians, performers and composers, 87-530

performing arts, companies, performances, revenue and expenditures, by province, **87-209**

periodical publishing industry, **87-203**

questionnaires on microfiche, 12-205M

index, 12-205S

sound recording industry, **87-202**

statistical profile, 87-527

television viewing, by province, **87-208**

trends, 11-008E

Curling clubs

See also

Recreation

Sports

number of businesses, total revenue, by province, by revenue

size, revenue by source, client base, expenses,

part-time/full-time employment, 63-233

Current accounts

balance of payments, 67-001, 67-001P

Customs

See also

Imports

Taxes

duties, by H.S. commodity code, 65-203

Cutlery

industries

annual census of manufacturers, 41-251

principal statistics, employment, inventories, 41-251B

D

Dairy cattle

See also

Beef

Cattle

feed, shipments, by province of origin, 32-004

Dairy products

See also

Animal products

Cheese

Farms

Milk

data collection and estimating procedures, 21-602E no.2 industries

annual census of manufacturers, **32-250**

principal statistics, employment, inventories, 32-250B

production, 21-522E

stocks and sales, monthly, by province, 23-001

stocks in cold storage, 32-217

supply and disposition

consumption per capita, **32-229**

consumption per capita, data sources, conversion factors, 32-509E

Dance

companies, performances, revenue and expenditures, by province, **87-209**

Data collection

See

Methodology

Day care, 71-601 no.31

See also

Children

family expenditure, MDF-3504

survey, MDF-3807

Death benefits

See

Survivors pensions

Deaths

See also

Coffins

Crimes

Funerals

Homicides

Infant deaths

Mortality

Population

Canada and Quebec pension plans, 86-507

cardiovascular diseases, mortality rates, by province, 82-544

causes, rates, by age and sex, by province, **82-003**

health status of population, by age, sex, 82-543

intercensal annual estimates, 1981-1986, by province, 91-521

longevity and historical life tables, by province, 89-506

maternal, total and abortion related, 82-601

postcensal annual estimates, by province, 91-210

quarterly and annual data, by province, 91-002

women, health profile, 82-542E

workers compensation, 86-501

Debentures

See also

Securities

issued and retired, provincial governments, 68-209
transactions with non residents, 67-002

Debt

See also

Balance sheets

Bankruptcies

Wealth

economic families, MDF-3502c
families and unattached individuals, 13-580
families with working wives, 13-578
farms, 21-603E
wealth distribution, 1970-1984, 13-588 no.1

Decorative laminates

factory shipments, 47-005

Defence

labour force

CMAAs, 1981, 1986 census, 93-156

by sex

by detailed industry, (1970 classification), by province,
1971, 1981, 1986 censuses, 93-152

by industry division, by province, 1951 to 1986 censuses,
93-152

Degrees

See also

Graduates

Schooling level

granted

level, sex, province, 81-220

universities, 81-204

population, by age group and sex, by province, 1986 census,
93-110

science and technology, 88-002

Demography, 11-008E

See also

Employment

Fertility

Marriage

Mortality

Population

Vital statistics

age, sex and marital status distribution, by single years, age
group, by province, 1986 census, 93-101

atlas, 12 CMAAs, population gain, loss and change, median age,
by age group, mobility, 1981, 1986 census, 98-101 to
98-112

births, deaths, marriages, international and interprovincial
migrations, natural increase and total growth, Canada and
provinces, 91-002

Caribbean immigrants, 91-536E

change, growth and distribution of population, 1871-1986,
98-120

disabled persons residing in households, demography, lifestyle,
by subprovincial, metropolitan area and province, 82-603 to
82-614

divorces, by age and sex, duration of marriage, province,
89-502E

elderly, 11-519E

longevity, 89-515

trends, by province, 98-121

fertility in Canada, trends, 91-524E

historical data, 11-210

income by postal areas, 17-202 to 17-206

inner city areas, trends, 98-123

life tables, Canada and province, by sex, 84-532

longevity and historical life tables, by province, 89-506

marriage, divorce, mortality, life tables, 84-536E

marital status

age-sex, growth rate, postcensal annual estimates, by
province, 91-210

fertility, mortality, mother tongue, immigrants, trends, 91-209E

nurses, male and female, 83-226

population structure and dynamics, health status, life expectancy,
82-543

postsecondary education, 1971, 1976, 1981, 13-579, 13-579S

projections for 1989-2011, fertility, life expectancy, sex ratio,

age-sex distribution, population growth, by province, 91-520

recent data, 11-010

trends, impact on labour market, 71-603E

women, index to data, 11-523E

youth, trends, 1981-1986, 98-124

Demolition

See

Wrecking and demolition

Dental services

See also

Health care

utilization, 82-540E

Dentists

See also

Health care

number and income, 82-540E

Department stores

See also

Retail

Stores

sales

historical data, by department, by province and selected
metropolitan areas, 63-210

province, monthly, 63-004

stocks, monthly, 63-002 stocks, stock-sales ratios, by
department, monthly, 63-014

Depreciation

See also

Capital

charges

farms, 21-603E

farm accounts, 21-602E no.4

farms, 21-603E

Desks

See

Office furniture

Developers

See also

Construction
Contractors

non-residential, establishments, output, labour, revenue and expenditures, by province, 64-207
residential establishments, output, labour, revenue and expenditures, by province, 64-208

Diagnosis

See also
Health care

classification of procedures, 82-562E

Diagnostics

pulmonary function, respiratory technology, 83-603

Diamond drilling

See also
Exploration companies

income and employment, 26-201

Dictionaries

census terminology, 1986, 99-101

Diesel fuel

See also
Energy
Fossil fuels
Natural gas
Oil
Oil wells
Petroleum and natural gas industry
Pipelines
Propane

net sales, by province, 53-218
supply, sales and disposition, by province, 45-004

Diplomas and certificates

See also
Degrees

granted by universities, 81-204
population, by age group and sex, by province, 1986 census, 93-110

Direct selling

See also

Retail
Vending machines

by method, and by commodity group, by commodity, 63-218

Directories

CANSIM, Minibase series, 12-569E
federal government scientific and technological establishments, 88-206E
microdata and special tabulations, 11-514E
survey research organizations, 11-610

women, guide to data on, 11-523E

Disability pensions

Canada and Quebec pension plans, 86-507
veterans pensions and allowances, 86-511

Disabled persons

See also

Blind persons
Mentally disabled
Physically disabled
Social assistance
Special care
Veterans

adults in households, MDF-3221a, MDF-3826
adults in institutions, survey, MDF-3222
children in households, MDF-3221b, MDF-3826
disabled and more severely disabled persons residing in households, demography, lifestyle, labour force participation, education, health, by subprovincial, metropolitan area and province, 82-603 to 82-614
disability status, by sex and age group, 82-563E
distribution, 98-126
employment, students, transportation, 82-555E
family and friendship ties among seniors, 89-508
labour force activity, by sex and education, 71-535 no.1
nature and severity of disability, barriers experienced, aids required, expenses incurred, MDF-3221a, MDF-3221b, MDF-3222, MDF-3826
physical, mental, survey, highlights, 82-563E
population health status and life expectancy, by age, sex, 82-543
residential care facilities, 83-238
social allowances and welfare, 86-510
survey, MDF-3826
workers compensation, 86-501

Diseases

See also

Deaths
Diagnosis
Health
Sexually transmitted diseases

cancer, 82-003
atlas of cancer mortality in British Columbia, by sex, 82-565
occupational mortality, British Columbia, 84-544
cardiovascular, 82-003
mortality rates, by province, 82-544
occupational mortality, British Columbia, 84-544
health services, 82-540E
health survey, MDF-3217
population structure and dynamics, health status, life expectancy, 82-543
physical and psychiatric, women, health profile, 82-542E
pulmonary, occupational mortality, British Columbia, 84-544
tuberculosis, 82-003

Dishwashers

See also

Electrical appliances

households equipped, by province, 64-202, 64-601
production, sales, stocks, exports, monthly, 43-010

Divorces, 82-003

See also

Children
Families
Lone-parent families
Marriages
Unattached individuals
Vital statistics

family history survey, MDF-3839

history, proceedings, grounds, outcomes, 89-502E

life table analysis, by sex, 84-536E

rates

health status and life expectancy, 82-543

remarriages, trends, 89-509

trends, 91-209E

and selected statistics, 89-517E

Divorced persons

age, sex and marital status distribution, by single years, age

group, by province, 1986 census, 93-101

Doctoral degree

See also

Degrees

Graduates

enrolment, by province, field of study, registration status, sex,

81-204

Doctors

See

Physicians

Dog food

shipments, by province of origin, 32-004

Domestic control, business

inter-corporate ownership, by corporation and country of control,

61-517

manufacturing, mining and logging establishments, 31-401,

31-401P

Domestic travel

See also

Travel

number of air passengers, by city, by city-pair, 51-204

Domestic trade

See also

Trade

historical data, 11-210, 11-516E

recent data, 11-010

Doors

metal, industries

annual census of manufacturers, 41-251

principal statistics, employment, inventories, 41-251B

wooden, industries

annual census of manufacturers, 35-250

principal statistics, employment, inventories, 35-250B

Downtown areas

population, demography, households and families, ethnicity,

socio-economic characteristics, trends, 98-123

Dresses

See also

Clothing

Women's clothing

industries

annual census of manufacturers, 34-252

principal statistics, employment, inventories, 34-252B

Drilling

See also

Exploration companies

crude oil and natural gas, 26-213

diamond, income and employment, 26-201

non-metal mines, 26-224

water wells, contractors, establishments, output, labour, revenue

and expenditures, by province, 64-210

Drinking and driving

attitudes, behaviour and convictions, survey, MDF-3869

Drive-in theatres

See also

Films

revenue, principal statistics, 63-207

Drivers licences

See also

Motor vehicles

road motor vehicles, number, by province, 53-219

Driving

experience, attitudes and behaviour, survey, MDF-3869

Drug addicts

residential care facilities, 82-003S, vol.1, no.1

Drug offenses

See also

Crimes

police reported, by province, 85-205

Drug stores

See also

Pharmacies

Stores

retail trade, operating results, by province, 63-607

Drug use

attitudes and behaviour, MDF-3828, MDF-3873

prescription and non prescription, MDF-3217

Drugs, 82-540E

See also

Health insurance

Pharmacies

industries

annual census of manufacturers, 46-250

principal statistics, employment, inventories, 46-250B

Dry beans

See also

Beans

Lima beans

supply and disposition

consumption per capita, 32-229

consumption per capita, data sources, conversion factors,
32-509E

Dry cleaners

number of businesses, total revenue, by province, by revenue

size, revenue by source, client base, expenses,

part-time/full-time employment, 63-233

Durum

See also

Grains

supply and disposition, marketing exports, 22-007

Duties

collected, by H.S. commodity code, 65-203

Dwellings

See also

Air conditioning

Heating equipment

Heating, ventilating, air conditioning

Home-ownership

Housing

Mobile homes

Renters

Vacation homes

1986 census, MDF-3901c

CAs and CTs, 1986 census, 95-101 to 95-173 (odd)

by period of construction, heating fuel, 95-102 to 95-174 (even)

CDs, CSDs, CMAs, CAs, urban areas, rural and urban, land area, population density, 1986 census, by province, 92-109 to 92-120

CMAs, 12/25, atlas, 1986 census, 98-101 to 98-112

FEDs, 1986 census, 92-102

age, value, rent and payments, 98-101 to 98-112

census dictionary, 1986, 99-101

disabled persons, 82-555E

families, 1986 census, 93-107

inner city areas, trends, 98-123

labour force survey, by province and economic region, 1986 census, 71-535 no.5

mortgages, housing affordability, trends, 98-130

number of rooms, households, by province, 64-202

occupied

FEDs, EAs and occupied dwellings, by province, 1986 census, 92-103

private

by CD and CSD, for each province and territory, 1986 census, 94-101 to 94-124

by household size and income, construction type and age, heating equipment and fuel, by province, 1986 census, 93-105

number, households, by type of construction, by province, 1986 census, 93-104

private, occupied, construction period, heating system and fuel, by province

by 1976 FED, 1986 census, 94-126

by 1987 FED, 94-134

by CMA and CA, 1986 census, 94-128

private, occupied, tenure and type

by 1976 FED, 1986 census, 94-125

by 1987 FED, 94-133

by CMA and CA, 1986 census, 94-127

Canada and provinces, urban areas by size, farm and non-farm rural areas, CA and CMA, 1986 census, 94-129

services, rental and leasing establishments, total revenue, by province, 63-232

started, under construction, completed in urban centres, population greater than 10,000, by province, metropolitan area, large urban centres, monthly, 64-002

units, number and value of building permits, by municipality, metropolitan area, economic region and province

annual summary, 64-203

monthly, 64-001

Dyeing and finishing

See also

Textile products

textile industries annual census of manufacturers, 34-251

principal statistics, employment, inventories, 34-251B

E**Earnings**

See also

Employment

Labour compensation

Salaries and wages

1980, 1985, by sex, income group, by province, 1981, 1986 censuses, 93-115

age groups, schooling level, field of study, post-secondary qualifications, mother-tongue, official languages, weeks worked in 1985, work activity, salary and wage groups, by province, 1986 census, 93-115

census families, MDF-3502a

detailed occupation, sex

activity, by province, 1981 census, 93-116

schooling level, age group, 1986 census, 93-116

distribution, subprovincial areas, 13-216

dual-income families, 13-588 no.3

economic families, MDF-3502b

employment income

general perspectives, quarterly, 75-001E

historical data, 11-210

hourly, full-time/part-time, unionized/non-unionized, age, sex and educational attainment, 71-601 no.38

immigrant and non-immigrant population, by sex, period of immigration, province, 1986 census, 93-155

individuals, MDF-3502d

industry, by province, monthly, 72-002

industry groups and province, monthly, 72-005

men and women, 13-217

men, labour market activity survey, by province, 71-206

Newfoundland and Ontario, comparison study, MDF-3820

occupations, by sex and detailed occupation, 1986 census, 93-157

older workers, labour market activity survey, by province, 71-208

paid workers and self-employed, 71-536

population, by CD and CSD, for each province and territory, 1986 census, 94-102 to 94-124 (even)

provincial and territorial governments, employees, monthly, 72-007

recent data, 11-010

sex, schooling level, marital status, 1985, 98-129

union and non-union workers, MDF-3830

universities and college full-time teachers, salaries and salary scales, by institution, 81-258, 81-258P, 81-258S

unpaid family work, trends, 71-535 no.2

wage rates, survey, MDF-3853

women

average annual, by province, 71-534

labour market activity survey, by province, 71-205

youth, labour market activity survey, by province, 71-207

Ecology

See also
Environment

human activity and the environment, **11-509E**

Economic accounts, 13-001, 13-201, 13-214

New Brunswick, 11-608
provinces, 13-213

Economic conditions, 11-511E

See also
Employment
Finance
Government finance
Income
Inflation
Interest rates
Prices
Salaries and wages
Unemployment

historical data, 11-210
recent data, 11-010

Economic indicators, 11-002E

See also
Consumption
Debts
Employment
Finance
Government finance
Gross domestic product
Gross national product
Inflation
Labour
Price indexes
Prices
Productivity
Salaries and wages

historical data, 11-210
new releases, 11-001E
recent data, **11-010**

Economic geography

Toronto, 11-605E
Trois-Rivieres, 11-607E

Economic regions

building permits
 annual summary, 64-203
 monthly, 64-001
employment and unemployment, estimates, by province, 71-001
labour force
 annual averages, 1981-1988, 71-529
 monthly estimates, 71-001
 survey, 1986 census, 71-535 no.5
principal statistics, by major group of industries, 31-209
tourism, 87-401

Edmonton

atlas, demography, education, ethnic origin, lone-parent families,
 dwellings, employment, income, 1986 census, 98-111
crime survey, MDF-3837a
CT, 1986 census
 dwellings, by period of construction, heating fuel
 family income, by income group

household income, by income group
households, tenant, owner, rent and payments
income, by sex, income composition, income group
population, by home, official languages, ethnic origin,
 citizenship, place of birth, immigrants, by period and age at
 immigration, mobility status, education, labour force activity
 by industry division and major occupation group, sex, class
 of worker, 95-108
population, dwellings, households, census and economic
 family characteristics, 95-107
map, CMA, 1986 census, 99-116
population, CMAs
 age, age group, sex, marital status, mother tongue, 1986
 census
 census families, by number of children, by family structure,
 1986 census
 ethnic origin, home and official languages, by sex, 1986
 census
 immigrants, by place of birth, sex and period of immigration,
 1986 census
 in private households, by economic family status, 1986
 census
labour force, by education, occupation, industry group,
 income group, work activity, 1986 census, 93-156

Education, 11-511E

See also
Graduates
Native peoples
Post-secondary education
Schools
Students
Teachers
Textbooks
Universities

1986 census, 93-110
CMAs, 12/25, atlas, 1986 census, 98-101 to 98-112
adult education, survey, MDF-3849
adult training survey, MDF-3846
Canada's north, profile, 98-122
Caribbean immigrants, 91-536E
community colleges and related institutions, enrolment and
 graduates, 81-222
consumer price index, 62-001
demographic profile, 1971, 1976, 1981, 13-579, 13-579S
directory to microdata, 11-514E
disabled, MDF-3221a, MDF-3221b, MDF-3222, MDF-3826
disabled persons residing in households, demography, lifestyle,
 by subprovincial, metropolitan area and province, 82-603 to
 82-614
dual-earner families, 13-588 no.3
educational staff of community colleges and public trade schools,
 81-254
elementary, 11-402E
 school enrolment, by grade, age, sex, by province, 81-210
enrolment
 expenditures, degrees granted, by type of institution, by
 province, 81-220
 staff, finance, schools, colleges, universities, price index,
 81-002
families, 1986 census, MDF-3901a
family expenditure, MDF-3504
farm population, 98-133
financial statistics, all levels and by level of education, by
 province, 81-208

french immersion programs, enrolment, trends, 1980-1987, by province, 98-131
 historical catalogue, 11-512E
 historical data, 11-516E
 immigrants, income, by place of birth, 91-527E
 income, university graduates, by schooling level, 98-101 to 98-112
 individuals, 1986 census, MDF-3901b
 inner city areas, trends, 98-123
 international student participation, 81-261
 institutions, enrolment, graduates, professors, finances, **81-229**
 level, labour force
 annual averages, 1981-1988, 71-529
 monthly estimates, 71-001
 migrants, MDF-3814b, MDF-3870
 migrants, British Columbia and Alberta, MDF-3814a
 minority and second language, elementary and secondary levels, by province, 81-257
 postsecondary attainment, Alberta, MDF-3852
 questionnaires on microfiche, 12-205M
 index, 12-205S
 schooling level, by detailed field of study, by sex, age group and province, 1986 census, 93-110
 schools of nursing, admission, enrolment, graduation, by province, 83-226
 secondary, 11-402E
 school enrolment, by grade, age, sex, by province, 81-210
 special education of disabled children, 98-126
 trends, 11-008E
 unattached individuals, 11-518E
 universities
 enrolment and degrees, 81-204
 graduates, employment by occupation and industry sector, 1971-1978, 89-501E
 revenue and expenditures, trends, 81-260
 teachers, number, age, citizenship and salaries, by rank, sex, field, highest degree earned, by region, 81-241
 tuition, additional fees and living accommodation costs, by province, by institution, 81-219
 university and college full-time teachers, salaries and salary scales, by institution, 81-258, 81-258P, 81-258S
 use, social mobility, language use, MDF-3890
 women, statistical report, 89-503E
 youth, trends, 89-511
 1981-1986, 98-124

Educational attainment

See also

Graduates

Schooling level

earnings, hourly, 71-601 no.38
 employers, and enterprise owners, 71-535 no.3
 labour force survey, by province and economic region, 1986 census, 71-535 no.5
 level, sex, by province, **81-229**
 trends, by sex, field of study, employment, income, 98-134

Educational institutions

level, type and size, by province, **81-229**
 number, enrolment, expenses, by province, 81-220

Educational service industries

industrial classification, 12-501E

Eggs

See also

Poultry

data collection and estimating procedures, 21-602E no.2
 frozen, stocks, by province, 32-217
 production, disposition and prices, by province, **23-202**
 supply and disposition
 consumption per capita, 32-229
 consumption per capita, data sources, conversion factors, 32-509E

Elderly

See also

Old age security

Residential care facilities

Retirement

Canada and Quebec pension plans, benefits, 86-507
 demography, urban, rural areas, special care facilities, trends, by province, 98-121
 disabled, distribution
 disabling conditions, transportation, income, 82-555E
 disability rates, by age, 98-126
 economic families, income, MDF-3502b
 expenditures, 62-555, MDF-3503, MDF-3504
 family and friendship ties, volunteers, support groups, 89-508
 income, MDF-3502a, MDF-3502d
 income and household facilities, 13-218
 income, 1971-1985, 13-588 no.2
 inner city areas, trends, 98-123
 lifestyle, 11-612E no.1
 living alone, 11-518E
 living arrangements, 89-509
 teaching kit, 11-519E
 longevity, health, 89-515
 New Horizons program, 86-511
 old age security, guaranteed income supplement, spouse's allowance, 86-509
 older workers, labour market activity survey, by province, 71-208
 pensions, 1971-1985, 13-588 no.2
 population structure and dynamics, health status, life expectancy, 82-543
 proportion of total population, projections, 82-003
 residential care facilities, 82-003S, vol.1, no.1
 residential care facilities, number, by age and sex, 83-237
 social allowances and welfare, 86-510
 social support, MDF-3836
 support groups, 11-612E
 women
 health profile, 82-542E
 statistical report, 89-503E

Elections

federal, 11-402E

Electric lighting

See also

Electric power

Industries

annual census of manufacturers, 43-250
 principal statistics, employment, inventories, 43-250B
 lamp, bulb and tube industries
 annual census of manufacturers, **43-250**
 principal statistics, employment, inventories, 43-250B
 lamps and shades, industries
 annual census of manufacturers, 43-250

principal statistics, employment, inventories, 43-250B
light bulbs and tubes, sales including imports, monthly, 43-009

Electric power

See also
Electric utilities
Electricity
Energy
Turbines
Utilities

capacity and load, forecasts, by province, 57-204
facilities, heavy engineering contractors, 64-209
generation
imports and exports, by province, monthly, 57-001
sales, financial statistics, 57-202
historical data, 11-210, 11-516E
industrial research and development, expenditures, 88-202
inventory of generating plants and equipment, 57-206
provincial government enterprises, financial statistics, by province, 61-204
recent data, 11-010
research and development, expenditure price indexes, 88-509
selling price index, for non-residential customers, monthly, 62-011

Electric switchgear

industries
annual census of manufacturers, 43-250
principal statistics, employment, inventories, 43-250B

Electric transformers

industries
annual census of manufacturers, 43-250
principal statistics, employment, inventories, 43-250B

Electric utilities

See also
Energy
Power transmission

construction price index, quarterly, 62-007

Electrical and electronic products

See also
Batteries
Computers
Industries
Telecommunications

industries
annual census of manufacturers, 43-250
capacity utilization rates, quarterly, 31-003
consumption of containers and other packaging supplies, 31-212
definitions and classification index, 12-570E
destination of shipments, by province, by industry, 31-530
employment, by province, by industry, 31-203
equipment
annual census of manufacturers, 43-250
principal statistics, employment, inventories, 43-250B
financial statistics, quarterly, 61-003
preliminary data, 61-003P
industrial equipment
annual census of manufacturers, 43-250
principal statistics, employment, inventories, 43-250B
orders, monthly data, 31-001

principal statistics, by province, by industry, 31-203
shipments by major group of industries, monthly data, 31-001
stocks and shipments, by product type, monthly data, 31-001

Electrical appliances

See also
Households
Washing machines

domestic, small, production and factory shipments, 43-003
family expenditure, MDF-3504
household, MDF-3506
household, key file, MDF-3502e
households equipped, by province, 64-202, 64-601
small, industries
annual census of manufacturers, 43-250
principal statistics, employment, inventories, 43-250B
major, industries
annual census of manufacturers, 43-250
principal statistics, employment, inventories, 43-250B

Electrical contractors

See also
Contractors

establishments, output, labour, revenue and expenditures, by province, 64-205

Electricity

See also
Electric power

bills, domestic, commercial and small power service, monthly, 57-203

Electronic products

See
Electrical and electronic products

Elementary education

See also
Education
Postsecondary education
Secondary education

enrolment, private, public schools, by grade, age, sex, by province, 81-210
financial statistics, by province, 81-208
institutions, enrolment, graduates, professors, finances, 81-229
minority and second language, by province, 81-257

Emigrants

postcensal annual estimates, by province, 91-210

Emigration

See
Citizenship
Ethnicity
Migration
Population

Emotional health

survey, MDF-3217

Employed

work history, survey, MDF-3804
work patterns, survey, MDF-3801

Employee benefits

See also

Benefits

Maternity benefits

Pensions

Unemployment insurance

pension plans, **74-401**

financial statistics, 74-201

quarterly, 74-001

survey, MDF-3853

unemployment insurance benefits, **73-201**

contributions, 86-506

number contributing, by age and sex, 73-201

union and non-union workers, MDF-3830

Employees

age group, sex, marital status, mother tongue, ethnic origin,

period of immigration, schooling level, class of worker,

industry division, employment income, family characteristics,

by occupation, (1980 classification), 1986 census, 93-157

detailed industry, by sex, by province, 1986 census, 93-113

detailed occupation, by industry, sex, province, 1986 census, 93-112

Employers

absence from work, compensations, 71-601 no.32

distribution by age and sex, marital status, education, industry and occupation, 71-535 no.3

unemployment insurance contributions, 86-506

Employment

See also

Hours worked

Labour

Labour force

Occupations

Retirement

Salaries and wages

Self-employment

Unemployed

Unemployment

Universities

Women

Youth

CMAs, 12/25, atlas, 1986 census, 98-101 to 98-112

absence due to illness, accident and pregnancy, MDF-3805

agencies, number, total revenue, by province, 63-232

air carriers, by airline, 51-002

apprentices and journeymen, Alberta, MDF-3842

architects, 63-537

arts and culture, economic impact, 87-532

average labour units, by industry, by province, 18-501E

beverage and tobacco industries, by industry, 32-251, 32-251B

broadcasting, radio and television, 56-204

campus bookstores, by province, 63-219

CANSIM, Minibase series directory, 12-569E

census families, head and spouse, MDF-3502a

changes, by industry, by province, 18-501E

chemical and chemical products industries, by industry, 46-250, 46-250B

clothing industry, by industry, 34-252, 34-252B

coal industry, by province, 26-206

construction

non-residential, general contractors and developers, 64-207

residential, general contractors, 64-208

detailed industry, activity, sex, age group and class of worker,

weeks worked in 1985, by province, 1986 census, 93-113

detailed occupation, by industry, sex, age group and class of worker, weeks worked in 1985, by province, 1986 census, 93-112

directory to microdata, 11-514E

disabled, limitations, MDF-3221a, MDF-3826

disabled persons

activity, by sex and education, 71-535 no.1

age group

disabling condition, by sex, 82-555E

sex, 98-126

highlights, 82-563E

earnings

by sex, 13-217

hours, number of employees, by industry, by province,

monthly, 72-002

economic families, head and spouse, MDF-3502b

educational staff of community colleges and public trade schools, 81-254

electric power generation, 57-202

electrical and electronic products industries, by industry, 43-250, 43-250B

electrical contractors, 64-205

employers, by age and sex, industry and occupation, 71-535 no.3

engineers, 63-537

fabricated metal products industries, by industry, 41-251, 41-251B

family characteristics and labour force activity, by province, 1977-1984, 71-533

family work patterns, MDF-3839

farm operators, 1986 census, on and off-farm work, 96-114

federal government, number of employees, payroll, by

department, agency, by occupational category

by metropolitan area, 72-205

by province, monthly data, 72-004

film industry, 87-204

food industries, 32-250

by industry, 32-250B

full-time, part-time

paid workers and self-employed, 71-536

percentages in leisure and personal service industries, by industry, 63-233

funeral directing establishments, by province, 63-532

furniture and fixtures industries, by industry, 35-251, 35-251B

gas utility, transport and distribution systems, 57-205

government, financial management statistics, operations manual, 68-507E

greenhouse industry, by province, 22-202

heavy engineering contractors, 64-209

heritage institutions, by province, 87-207

highway construction contractors, 64-206

historical catalogue, 11-511E, 11-512E

historical data, 11-210, 11-516E

indexes, 89-518

individuals, MDF-3502d

industrial research and development, by industry, 88-202

industries, trends, 1951-1984, 89-507E

job characteristics and job changes, survey, MDF-3853

job displacements, MDF-3845

job tenure, 71-536

labour force, by age, sex, province

annual averages, 1981-1988, 71-529

by industry, 71-001P

monthly estimates, 71-001

labour force activity, by sex, age group, marital status, highest level of schooling, by province, 1986 census, 93-111

labour unions, memberships and financial statistics, 71-202

leather and allied products industries, by industry, 33-251, 33-251B

local government, payroll, monthly, 72-009

logging industry
by industry, by major group, 31-402
by province, 25-201

machinery industries (except electrical machinery), by industry, 42-250, 42-250B

manufacturing industries
by industry, by major group, 31-402
national and provincial areas, 31-203

maternity leave, MDF-3851

mechanical contractors, 64-204

men, labour market activity survey, by province, 71-206

migrants, MDF-3814b, MDF-3870

migrants, British Columbia and Alberta, MDF-3814a

mineral industries, mines, quarries and oil wells, 26-201

mines
metal, 26-223
non-metal, 26-224

mining industry, by industry, by major group, 31-402

motion picture
and videotape production, 63-206
theatres and film distributors, 63-207

motor carrier passenger industry, urban transit, 53-215

Newfoundland and Ontario, comparison study, MDF-3820

non-metallic mineral products, by industry, 44-250, 44-250B

nurses, 83-226

oil pipeline transport industry, 55-201

older workers, labour market activity survey, by province, 71-208

other manufacturing industries, by industry, 47-250, 47-250B

paper and allied products industries, by industry, 36-250, 36-250B

petroleum and natural gas industry, 26-213

postsecondary graduates, labour market trends, 89-518

postsecondary students, MDF-3823

primary metal industries, by industry, 41-250, 41-250B

primary textile industries, by industry, 34-250, 34-250B

printing, publishing and allied industries, by industry, 36-251, 36-251B

provincial and territorial governments, monthly, 72-007

public libraries, 87-205, 87-205S

publishers, by language and origin of financial control of publisher, 87-210

quarries and sand pits, by province, 26-225

railway carriers, 52-215

railways, 52-216

rate, 11-002E

recent data, 11-010

refined petroleum and coal products industries, by industry, 45-250, 45-250B

research and development, 88-508E
by activity sector, 88-001

rubber and plastic products industries, by industry, 33-250, 33-250B

science and technology, 88-002
federal government, expenditures, 88-204

scientific services, 63-537

seasonally adjusted estimates
by age-sex distribution, by metropolitan and economic areas, 71-001P
seasonal factors, historical data, 71-201

self employment
description and trends, 71-536
overview and trends, 71-601 no.45

sex, by occupation group, self-employed, female part-time workers, unemployment rate, 98-101 to 98-112

shipping industry, 54-205

sound recording industry, 87-202

special trade contractors, 64-210

telecommunication
carriers, 56-201
industries, 56-001

telephone service industry, 56-203
monthly, 56-002

textile products industries, by industry, 34-251, 34-251B

tourism and recreation, 87-401

transportation equipment industries, by industry, 42-251, 42-251B

travel to work survey, MDF-3812

trends, 11-008E
by industry group, 1951-1984, 89-507E
by sex, age group, industry sector, 71-601 no.33

trucking industry, 53-222

union membership, MDF-3830

university and college full-time teachers, salaries and salary scales, by institution, 81-258, 81-258P, 81-258S

university and college graduates, MDF-3135

university graduates, by occupation and industry sector, by educational attainment, 1971-1978, 89-501E

unpaid family work, trends, 71-535 no.2

volunteer work, MDF-3806, MDF-3865

women
by occupation, 71-534
index to data, 11-523E
labour market activity survey, by province, 71-205
statistical report, 89-503E
trends, 98-125

wood industries, by province, by industry, 35-250, 35-250B

work history survey, MDF-3804

work injuries, 72-208

work reduction survey, MDF-3831

youth
by industry division, age group, self employed, income, trends, 1981-1986, 98-124
labour market activity survey, by province, 71-207
trends, 89-511

Employment income

See

Earnings

Energy, 11-511E

See also

Coal
Diesel fuel
Electric power
Fuel consumption
Heating equipment
Heating, ventilating, air conditioning
Insulating materials
Minerals
Natural gas
Petroleum and coal products
Petroleum products
Pipelines
Propane

CANSIM, Minibase series directory, 12-569E
 consumption, by type, sector, province, **57-003**
 crude oil and natural gas products, 26-006
 crude petroleum, natural gas and reserves, industry, 26-213
 electric power
 generation, sales and financial statistics, 57-202
 inventory of generating plants and equipment, 57-206
 fuel consumption by vehicle type, 53-007
 historical data, 11-210, 11-516E
 human activity and the environment, 11-509E
 industrial research and development, funds, expenditures,
 employment, by industry, 88-202
 industries
 definitions and classification index, 12-570E
 related to petroleum and natural gas, capital expenditures,
 intentions, 61-216
 recent data, 11-010
 supply and demand, by type, sector, province, 57-003

Energy products

See also

Petroleum and coal products
 Petroleum products

international trade, 65-503

Engineering

See also

Technology

contractors, establishments, output, labour, revenue and
 expenditure, by province, 64-209
 establishments, number, total revenue, by province, 63-232
 highways, road, street and bridge contractors, 64-206
 scientific services, 88-202
 research and development, expenditure price indexes, 88-509
 value of construction work, by type of structure, industry sector,
 province, 64-201

Engineers

employment in research and development, 88-508E
 professional, occupational mortality, by cause, British Columbia,
 84-544
 revenue, employment, operating expenses, by province, by
 revenue size, 63-537
 science and technology, 88-002

England and Wales/Canada

farm account comparison, 21-602E no.4

Enrolment

See also

Education
 Elementary education
 Postsecondary education
 Secondary education
 Students

disabled persons, 82-555E
 elementary and secondary schools, by grade, age, sex, 81-210
 institution type, program, level, sex, by province, **81-229**
 non-university post secondary programs, and graduates, by
 institution, field, province, 81-222
 postsecondary, non-university, by sex, program type, by
 province, 81-220
 schools, by type of school, by province, 81-220
 schools, colleges, universities, 81-002

students, Canadian and international, universities, 81-261
 universities, 81-204
 by sex, level, by province, 81-220

Enterprise concentration

by industry, 31-402

Enterprises

See also

Business enterprises
 Corporations

classification of industries, 12-570E
 employment changes, by industry, by province, 18-501E
 expenditures, intentions, by region, by province, 61-205
 exploration, mining, petroleum, natural gas, development and
 capital expenditures, intentions, 61-216
 federal government
 employment and payroll, by department, agency, by
 occupational category
 by metropolitan area, 72-205
 by province, monthly data, 72-004
 financial statistics, 61-203
 government owned, financial management statistics, operations
 manual, 68-507E
 importers, domestic and foreign controlled, imports by
 commodity, 67-509
 industrial organization in the manufacturing, mining, and logging
 industries, by industry, 31-402P
 industrial specialization, by major group of industries, 31-402
 longitudinal database on businesses, 18-501E
 provincial government, financial statistics, 61-204
 self-employment
 description and trends, 71-536
 overview and trends, 71-601 no.45
 survey of employers and owners, 71-535 no.3

Entertainment service industries

industrial classification, 12-501E
 staged, number of businesses, total revenue, by province, by
 revenue size, revenue by source, client base, expenses,
 part-time/full-time employment, 63-233

Enumeration areas

equivalents, 1981, 1986, by codes, by provinces, 1986 census,
 99-127
 population and occupied dwellings, by FED, by province, 1986
 census, 92-103
 reference list
 by CMA, CSD and PCT, 1986 census, 99-126
 by CSD, CD, 1986 census, by province
 Atlantic provinces, 99-117
 Ontario, 99-119
 Quebec, 99-118
 western provinces and territories, 99-120
 by CSD, CD and PCT, 1986 census, by province
 Atlantic provinces, 99-122
 Ontario, 99-124
 Quebec, 99-123
 western provinces and the territories, 99-125
 by CT, CSD, CMA, 1986 census, 99-121

Environment, 11-511E

See also

Land use

health factors, MDF-3217

human activity, 11-509E

Environmental controls

contractors, establishments, output, labour, revenue and expenditures, by province, 64-204

Equipment

See

Machinery and equipment

Establishment concentration

by industry, 31-402

Establishments

See also

Manufacturing

beverage and tobacco industries, employment by size range, 32-251

business service enterprises, number and total revenue, by province, 63-232

chemical and chemical products industries, employment by size range, 46-250

clothing industry, employment by size range, 34-252

electrical and electronic products industries, employment by size range, 43-250

fabricated metal products industries, employment by size range, 41-251

funeral directing, by province, 63-532

furniture and fixtures industries, employment by size range, 35-251

industrial organization in the manufacturing, mining and logging industries, by industry, 31-402P

leather and allied products industries, employment by size range, 33-251

logging industry, by province, 25-201

machinery industries (except electrical machinery), employment by size range, 42-250

non-metallic mineral products, employment by size range, 44-250

other manufacturing industries, employment by size range, 47-250

paper and allied products industries, employment by size range, 36-250

primary metal industries, employment by size range, 41-250

primary textile industries, employment by size range, 34-250

printing, publishing and allied industries, employment by size range, 36-251

quarries and sandpits, by province, 26-225

refined petroleum and coal products industries, employment by size range, 45-250

rubber and plastic products industries, employment by size range, 33-250

transportation equipment industries, employment by size range, 42-251

wood industries, by province, employment by size range, 35-250

Estimation methods

guide, non-mathematical, 12-602E

supply to processing plants, by month, by province, 26-006

Ethnicity

See also

Minority groups

CAs and CTs, 1986 census, 95-102 to 95-174 (even)

CMAs

12/25, atlas, 1986 census, 98-101 to 98-112

population, by sex, 1986 census, 93-156

by province

by 1976 FED, 1986 census, 94-126

by 1987 FED, 94-134

by CMA and CA, 1986 census, 94-128

distribution, by age, marital status, mother tongue, home and official languages, citizenship, place of birth, age at and period of immigration, education, labour force activity, income, by single or multiple origins, 93-154

elderly, 11-519E

families, 1986 census, MDF-3901a

immigrant and non-immigrant population, by sex, period of immigration, province, 1986 census, 93-155

individuals, 1986 census, MDF-3901b

inner city areas, concentration, 98-123

labour force survey, by province and economic region, 1986 census, 71-535 no.5

mother tongue

and home language, official languages, by province, 1986 census, 93-103

by age group, sex and province, 1981, 1986 census, 93-102

occupations, by sex and detailed occupation, 1986 census, 93-157

population

by CD and CSD, for each province and territory, 1986 census, 94-102 to 94-124 (even)

by sex, single and multiple origins, by age group, by province, 1986 census, 93-109

total income, by sex and income group, by province, 1986 census, 93-114

Excavating and grading

contractors, establishments, output, labour, revenue and expenditures, by province, 64-210

Exchange rates

historical data, 11-210

recent data, 11-010

Exhibition centres

revenue, expenses, employment, visitors, by province, by governing authorities, 87-207

Expenditure, 11-511E

See also

Capital

Government expenditure

Income

Operating expenses

Prices

adult correctional services, 85-211

business enterprises, annual report, 11-201

construction

non-residential, general contractors and developers, 64-207

residential, general contractors, 64-208

criminal injuries compensation, per capita, by province, 86-502

domestic travels of Canadians, by mode of transport, purpose, 87-504

education

all levels and by level of education, by province, 81-208

by source, level, by province, 81-229

by type of institution, by source, by province, 81-220

electrical contractors, by province, 64-205

families and unattached individuals, 62-555, MDF-3503, MDF-3504

health care, as a proportion of GNP, 82-540E
 government, federal
 finance, 68-211
 on science and technology, by department, agency, 88-204
 government, financial management statistics, operations manual, 68-507E
 government, local, distribution, historical summary, 68-204
 government, local, hospital, historical data, 11-210
 government, local, hospital, recent data, 11-010
 government, national accounts, 13-201
 government, provincial
 by major source, 68-207
 gross general, 68-207
 historical summary, 68-207
 heavy engineering contractors, 64-209
 highway construction contractors, 64-206
 homeowner repair and renovation expenditures, by province, 62-201
 industrial research and development, by industry, 88-202
 labour unions, 71-202
 legal aid, by province, 85-216
 mechanical contractors, 64-204
 performing arts companies, by size, by province, 87-209
 personal, annual estimates, 1926-1986, 13-531
 personal, consumer goods and services, national accounts, 13-001
 postsecondary students, MDF-3823
 price indexes, research and development, by industry, 88-509
 provincial economic accounts
 annual data, 1961-1986, 13-213S
 annual estimates, 13-213
 quarterly estimates, 1947-1986, 13-533
 rail, 52-216
 railway carriers, 52-215
 research and development
 by activity sector, 88-001
 measurement, 88-506E
 price indexes, 88-509
 residential care
 elderly, 83-237
 mental disorders, 83-238
 science and technology, 88-002
 special trade contractors, 64-210
 system of national accounts, user guide, 13-589E
 travel, tourism and recreation, 87-401
 trustee pension funds, 74-201
 quarterly, 74-001
 universities, trends, by province, 81-260

Expenses

See also

Operating expenses

cable television, 56-205
 credit unions, by province, financial statistics, 61-209
 farm operation, 21-602E no.4
 farms, 1986 census, 1971 to 1986 census data, Canada, by type, by province, 96-102
 for each province, by type, agricultural region and census division, 96-103 to 96-112
 federal government enterprises, by industry division, 61-203
 film industry, 87-204
 heritage institutions, by province, 87-207
 industrial corporations, by industry sector, quarterly, preliminary data, 61-003P
 periodical publishing industry, 87-203

provincial government enterprises, by province, by industry, 61-204
 public libraries, 87-205, 87-205S
 radio and television broadcasting, 56-204
 rail transport, 52-003
 retail trade
 clothing, men's, by province, 63-603
 florists, by province, 63-608
 jewellery stores, by province, 63-609
 drug stores, by province, 63-607
 telecommunications, 56-001

Exploration companies

See also

Mining

mining, petroleum, natural gas, exploration, development and capital expenditures, intentions, by province, 61-216

Exports

See also

International trade

alcoholic beverages, 63-202
 asphalt shingles, roll roofing and siding, tar and asphalt felt and sheathing, asphalt compounds, monthly, 45-001
 books published in Canada, 87-210
 Canadian automobile industry, 42-251
 classification, Harmonized System, 12-578E, 12-579E
 coal
 by destination, by province, 26-206
 monthly, 45-002
 coarse grains, by country of final destination, 22-007
 commodity classification codes, 12-580E
 commodity groupings, 65-001P
 corrugated boxes and wrappers, shipments by province of destination, 36-004
 country, by H.S. chapter and province of origin, 65-003
 crude oil and equivalent, natural gas, 26-006
 destinations of manufacturing shipments, by industry, by province, 31-530
 domestic, food and feed, 32-250
 eggs, 23-202
 electric power, by province, monthly, 57-001
 energy, by province, 57-003
 fertilizer materials, by province, 46-504
 furs, wildpelts, 23-208
 H.S. commodity code
 by country of destination, current year data, 65-202
 by trading partners, 65-004
 H.S. summary groupings, country of destination, recent annual data, 65-202
 high-technology products, 88-503E
 historical data, 11-210
 household appliances, by type, by province, monthly, 43-010
 iron and steel, by industry, 41-001
 livestock and animal products, 23-203
 natural gas, 55-002
 to United States, 57-205
 oil pipeline transport, monthly, 55-001
 oilseeds
 by country of final destination, 22-007
 oil, 21-601E no.4
 paper products, 25-202
 particleboard, waferboard and hardboard, 36-003
 poultry, 21-602E no.2, 23-202
 principal trading areas, commodity categories, province of origin,

countries of destination, 65-001
 raw furs, number and value, 23-207
 recent data, 11-010
 refined petroleum products, by type, by province, 45-004
 rigid insulating board, wood fibre, production and shipments,
 36-002
 steel pipes and tubing, 41-011
 steel wire and wire products, 41-006
 sugar, raw and refined, 32-013
 tobacco products, 32-022
 wheat
 by country of final destination, 21-522E, 22-007
 by month and clearance sector, 22-201
 wheat and wheat flour, 22-502

External Affairs, 11-402E, 11-403E

See also
 International trade

External trade

See
 International trade

F

Fabricated materials

See also
 Materials and supplies

shipped by Canadian manufacturers, value and volume, 31-211

Fabricated metal products

See also
 Metals

industries, annual census of manufacturers, 41-251

Fabrics

See also
 Textile products

industries

annual census of manufacturers, 34-250, 34-251
 principal statistics, employment, inventories, 34-250B,
 34-251B

Factory sales

electric storage batteries, monthly, 43-005

Families, 11-511E, 89-509

See also
 Census families
 Children
 Divorces
 Income
 Lone-parent families
 Marriages
 Unattached individuals

1971 census, MDF-3901f
 1976 census, MDF-3901e
 1981 census, MDF-3901d
 1986 census, MDF-3901a, MDF-3901c
 Canada's north, household composition, 98-122
 Caribbean immigrants, size, 91-536E
 census dictionary, 1986, 99-101
 census users guide, 99-113

child care arrangements, 71-601 no.31
 composition, labour force
 annual averages, 1981-1988, 71-529
 monthly estimates, 71-001

demographic trends, 11-520E

distribution of wealth, 13-580

divorce, law, history, 89-502E

economic families

CAs and CTs, 1986 census, 95-101 to 95-173 (odd)

distribution, by size, by CD and CSD, for each province and
 territory, 1986 census, 94-101 to 94-124

income, by family structure, income group, source, schooling
 level, period of immigration, mother tongue, ethnic origin,
 weeks worked in 1985, class of worker, major occupation
 group, by province, 1986 census, 93-118

expenditures

by income, by province, by city, by family size, 62-555,

MDF-3504

trends, 89-509

expenses on health care, 82-540E

family history survey, MDF-3839

farm operators, 1986 census, typology, 96-114

farming, number, size, number of children, income, 98-133

food expenditures, by province, city, income and size, 62-554,
 MDF-3503

friendship ties among seniors, support groups, 89-508

high income, socio-demographic and economic characteristics,
 13-584

housing and home-ownership, teaching kit, 11-517E

income after tax, distribution by bracket, 13-210

income and household facilities, 13-218

income, census families, MDF-3502a

income, economic families, MDF-3502b

income of dual-earners, 13-588 no.3

income, overview 1951-1981, 13-581E

key file, MDF-3502e

labour force

characteristics, by province, 1977-1984, 71-533

survey, by province and economic region, 1986 census,
 71-535 no.5

lone-parent

CAs and CTs, 1986 census, 95-101 to 95-173 (odd)

teaching kit, 11-520E

mortgages, housing affordability, trends, 98-130

occupations, by sex and detailed occupation, 1986 census,
 93-157

occupied private dwellings, by size, type and income, by
 construction type and age, heating equipment and fuel, by
 province, 1986 census, 93-105

private households, by type, number of persons, by age group of
 children, by province, 1986 census, 93-106

private occupied dwellings, by number of people, by tenure, by
 province, 1986 census, 93-104

questionnaires on microfiche, 12-205M

survey of child care, MDF-3807

trends, 11-008E, 89-509

wealth distribution, 1970-1984, 13-588 no.1

women, statistical report, 89-503E

work, unpaid, trends, 71-535 no.2

Family allowances

See also

Government transfer payments

related programs, benefits, 86-508

Family assistance

See also

Social security

allowances and related programs, 86-508

Family householdstype, number of persons, by age groups of children, by province,
1986 census, 93-106 to 93-107**Family income**

See also

Income

distribution, 13-208

distribution by income bracket, 13-207

dual-earners, 13-588 no.3

income earner, 13-217

population, by CD and CSD, for each province and territory,
1986 census, 94-102 to 94-124 (even)

trends, 89-509

Family planning services

See also

Contraception

Health and Welfare Canada, 86-511

Family wealth

See also

Wealth

distribution, 13-580

income, assets and debt, MDF-3502c

working wives, 13-578

Fans

See also

Machinery and equipment

machinery, industries

annual census of manufacturers, 42-250

principal statistics, employment, inventories, 42-250B

Farm capital

1986 census, Canada, by type, by province, 96-102

for each province, by type, agricultural region and census
division, 96-103 to 96-112value, land and building, machinery and equipment, livestock
and poultry, spatial distribution, trends, 1986 census, 96-113**Farm cash receipts, 21-603E**

See also

Farms

Income

province, 21-522E

quarterly, 21-001

milk and cream, monthly, by province, 23-001

Farm labour1986 census, 1971 to 1986 census data, Canada, by type, by
province, 96-102for each province, by type, agricultural region and census
division, 96-103 to 96-112**Farm operating expenses**

See also

Machinery

Operating expenses

1986 census, Canada, by type, by province, 96-102

for each province, by type, agricultural region and census
division, 96-103 to 96-112business, livestock, crops, wages, rents, spatial distribution,
trends, 1986 census, 96-113

by province, 21-522E

Farm operators1986 census, age-sex distribution, marital status, education,
income, off-farm work, families, 96-114

age, tenure, residence, type of organization, areas, 1986

census, Canada, by province, 96-102

for each province, by agricultural region and census division,
96-103 to 96-112

aged 55 years and older, percent, off farm work, hired labour,

sales by type of organization, women, spatial distribution,

1986 census, 96-113

Farm price indexes

See also

Price indexes

province, monthly, 62-003

region, quarterly, 62-004

Farm production indexes, 21-603E**Farm technology**area fertilized, amount applied, area sprayed, irrigated, tractors,
spatial distribution, 1986 census, 96-113**Farmers**

See also

Occupations

labour, unpaid family work, trends, 71-535 no.2

occupational mortality, by cause, British Columbia, 84-544

population, general characteristics, level of education, labour

force participation, farm work, unpaid work, income, 98-133

treatment of house rents in farm accounts, 21-601E no.10

Farming

See also

Agriculture

Farms

entry process, southern Ontario, 1966-1976, 21-601E no.6

Farms, 21-522E

See also

Agricultural products

Agriculture

Dairy products

Fruits

Grains

Land use

Livestock

Poultry

Vegetables

Wheat and wheat flour

accounts

house rents, 21-601E no.10

operating expenses and depreciation charges, 21-602E no.4

area seeded, production and stocks, by province, 22-002

by size, area, land use, sales class, 1986 census, 1971 to 1986

- census data, Canada, by type, by province, **96-102**
- for each province, by type, agricultural region and census division, **96-103 to 96-112**
- economic statistics, 21-603E
- equipment
 - industries
 - annual census of manufacturers, 42-250
 - principal statistics, employment, inventories, 42-250B
- expenses
 - farm input price index, by region, quarterly, 62-004
 - treatment of house rents in farm accounts, 21-601E no.10
- income, 13-201, 21-603
 - methodology, 21-601E no.10
 - realized net farm income, contribution of direct government payments, 21-601 no.5
- livestock numbers, by province, 23-008
- machinery and equipment, 1986 census, Canada, by type, by province, 96-102
 - for each province, by type, agricultural region and census division, 96-103 to 96-112
- operating expenses, 21-602E no.4
- products
 - consumer price indexes, 21-603E
- spatial distribution, 96-113
- supply and disposition
 - coarse grains, oilseeds, wheat, Prairie provinces, by crop year, 22-007
- value
 - poultry, 23-202

Fasteners

- metal, industries
 - annual census of manufacturers, 41-251
 - principal statistics, employment, inventories, 41-251B

Fats

- See
- Oils and fats

Federal Court of Canada, 85-511E

- See also
- Courts

Federal agencies

- expenditures on science and technology, 88-204

Federal departments

- See also
- Government

- expenditures on science and technology, 88-204

Federal electoral districts

- 1976 representation order, population and dwellings, selected characteristics, by province, 1986 census, 94-125, 94-126
- 1987 representation order, population and dwellings, selected characteristics, by province, 94-133, 94-134
- CSDs, population, 1986 census, 92-102
- comparison, 1981, 1986 census, 99-106E
- dwellings, 1986 census, 92-102
- population
 - and occupied dwellings, by EA, by province, 1986 census, 92-103
 - 1981, 1986 census, 92-102
- reference list of EAs, by CSD, CD, 1986 census, by province
 - Atlantic provinces, 99-117
 - Ontario, 99-119

- Quebec, 99-118
- western provinces and territories, 99-120
- reference list of EAs, by CSD, CD, PCT, 1986 census, by province
 - Atlantic provinces, 99-122
 - Ontario, 99-124
 - Quebec, 99-123
 - western provinces and the territories, 99-125

Federal government

- See also
- Government

- employment and payroll, by department, agency, by occupational category
 - by metropolitan area, 72-205
 - by province, monthly data, 72-004
- enterprises, 68-211
 - financial statistics, 61-203
- expenditures on culture
 - by function and province, 87-206
 - heritage institutions, 87-207
 - overview, 87-517
 - performing arts companies, 87-209
- expenditures on science and technology, 88-204
- finance, gross general revenue and expenditures, assets and liabilities, 68-211
- financial flows, recent quarterly data, 13-014, 13-214
- national balance sheets, 13-214
- payments, criminal injuries compensation, by province, 86-502
- revenue and expenditures
 - by province, 13-213
 - annual data, 1961-1986, 13-213S
 - national accounts, 13-201
- scientific and technological establishments, directory, 88-206E
- shipments to, upholstered chairs, in thousands of dollars, 35-006
- value of construction work purchased, new and repair, by type of structure, 64-201

Federal income and expenditure

- See
- National income and expenditure

Feed

- See also
- Food
- Livestock

- expenses, 21-602E no.4

industries

- annual census of manufacturers, **32-250**
- principal statistics, employment, inventories, **32-250B**
- shipments, 22-201
 - animal and poultry, by province of origin, 32-004
- shipped by Canadian manufacturers, value and volume, 31-211

Feedstocks

- petrochemical, supply, sales and disposition, by province, 45-004

Felts

- See also
- Textile products

industries

- annual census of manufacturers, 34-251
- principal statistics, employment, inventories, 34-251B

Fencing*See also*

Wire
Wire products

contractors, establishments, output, labour, revenue and expenditures, by province, 64-210
steel, production and shipments, 41-006

Ferro-alloys*See also*

Iron and steel

production and shipments, 41-001

Fertility*See also*

Births
Population
Vital statistics

married and single women, 91-209E
projections for 1989-2011, by province, 91-520
rate
 index, single and married women, number of children, population growth, 91-524E
 life expectancy, 82-543
 trends, 71-603E
trends, 89-509
youth, 82-545E

Fertility index*See*

Fertility

Fertilizers*See also*

Crops
Potash

expenses, farm accounts, 21-602E no.4
industries
 annual census of manufacturers, 46-250
 principal statistics, employment, inventories, 46-250B
materials, shipments, nutrient contents, imports, exports, by province, 46-504
use, 1986 census, Canada, by type, by province, 96-102
 for each province, by type, agricultural region and census division, 96-103 to 96-112

Fibreglass*See also*

Insulating materials

industries
 annual census of manufacturers, 44-250
 principal statistics, employment, inventories, 44-250B
production and shipments, 44-004

Fibres*See also*

Textile products

natural, processing industries
 annual census of manufacturers, 34-251
 principal statistics, employment, inventories, 34-251B

Field crops*See also*

Agriculture
Crops
Grains

area seeded, production and stocks, 22-002

Field expenditures

on-property exploration, development and general exploration, for mining, petroleum, natural gas, by province, intentions, 61-216

Field of study*See also*

Education

population, by CD and CSD, for each province and territory, 1986 census, 94-102 to 94-124 (even)

Films*See also*

Arts
Audiovisual materials
Motion pictures
Videos

arts and culture, statistical profile, 87-527
Canadian, 11-402E
distribution and exhibition, 63-207
economic impact, 87-532
industry
 production, by type, revenue, expenses, employment, market, 87-204
 synopsis, 87-001, 87-004
municipal, provincial and federal expenditures
 by province, 87-206
 overview, 87-517
plastic
 manufactured from resin, shipments, 47-007
 principal statistics, employment, inventories, 33-250B
production, principal statistics of establishments, revenue, 63-206

Finance*See also*

Balance sheets
Bankruptcies
Business enterprises
Co-operatives
Corporations
Debts
Federal government
Government
Government finance
Local government
Names of provinces
National accounts
Savings
Taxes
Wealth

CANSIM, Minibase series directory, 12-569E
companies, financial statistics, quarterly, 61-006
corporation financial statistics, 61-207
corporation taxation statistics, 61-208, 61-208P
corporations, foreign control, 61-210

directory to microdata, 11-514E
 education, 81-002
 all levels and by level of education, by province, 81-208
 federal government
 enterprises, financial statistics, 61-203
 expenditures, by source, level and province, 81-229
 gross general revenue and expenditures, assets and liabilities, 68-211
 historical catalogue, 11-512E
 historical data, 11-516E
 industries
 definitions and classification index, 12-570E
 industrial classification, 12-501E
 labour force, by age group, sex, class of worker, weeks worked in 1985, by industry, by province, 1986 census, 93-113
 number of employees, salaries and wages, by industry, by province, monthly, 72-002
 investment, private and public, revised intentions, 61-206
 labour force
 CMAs, 1981, 1986 census, 93-156
 by sex
 by detailed industry, (1970 classification), by province, 1971, 1981, 1986 censuses, 93-152
 by industry division, by province, 1951 to 1986 censuses, 93-152
 local government, 68-204
 occupations, by sex and detailed occupation, 1986 census, 93-157
 provincial government, 68-209
 enterprises, financial statistics, by province, 61-204
 revenue and expenditures, 68-207
 questionnaires on microfiche, 12-205M
 universities, trends, by province, 81-260

Financial aid

See also
 Student aid
 Tuition fees

publishers, amount and source, 87-210

Financial conditions

See also
 Income

families and unattached individuals, 13-580

Financial control

publishers, 87-210

Financial corporations

See also
 Financial institutions

industrial classification, 61-207

Financial flows

guide, 13-585E
 quarterly and annual, 13-014
 sector, quarterly and annual, 13-214
 system of national accounts, user guide, 13-589E

Financial institutions

See also
 Banking
 Credit unions
 Insurance

capital and repair expenditures, revised intentions, 61-206
 expenditures, intentions, by region, by province, 61-205
 financial statistics, quarterly, 61-006
 private, financial flows, recent quarterly data, 13-014, 13-214
 national balance sheets, 13-214

Financial management statistics, 61-204

operations manual, 68-507E

Financial markets

definitions, 11-585E
 historical data, 11-210
 recent data, 11-010

Fine cut tobacco

See
 Tobacco products

Fireplaces

See also
 Heating equipment

free-standing and prefabricated, volume and value of shipments, 25-002

Fish

feed, shipments, by province of origin, 32-004

Fish and shellfish

See also
 Food
 Industries

industries
 annual census of manufacturers, 32-250
 principal statistics, employment, inventories, 32-250B
 supply and disposition
 consumption per capita, 32-230
 consumption per capita, data sources, conversion factors, 32-509E

Fisher

See also
 Furs

pelts, exports, 23-208

Fisheries

See also
 Natural resources

historical data, 11-516E
 human activity and the environment, 11-509E
 New Brunswick, 11-608
 private and public investments, intentions, by province, 61-205
 provincial government enterprises, financial statistics, by province, 61-204

Fishing and trapping

See also
 Furs
 Industries

industries
 industrial classification, 12-501E
 labour force, by age group, sex, class of worker, weeks worked in 1985, by industry, by province, 1986 census, 93-113
 labour force, by sex

by detailed industry, (1970 classification), by province, 1971, 1981, 1986 censuses, 93-152
 by industry division, by province, 1951 to 1986 censuses, 93-152
 occupational classification, 12-565E

Fitness

See also
 Physical health

cardiovascular fitness, MDF-3217

Flaxseed

See also
 Oilseeds

supply and disposition, marketing exports, 22-007

Flights

See also
 Air traffic
 Airports

air carrier traffic, by airport, 51-005

international

domestic portion, number of passengers

by city, 51-204

by city-pair, 51-204

transborder portion, number of passengers

by city, 51-205

by city-pair, 51-205

Floor, tile, linoleum and coated fabric

industries

annual census of manufacturers, 47-250

principal statistics, employment, inventories, 47-250B

Florists

See also
 Greenhouses

retail trade, operating results, by province, 63-608

Flour

See also
 Barley
 Grains
 Wheat and wheat flour

domestic consumption and exports, 22-502

flour mixes, industries

annual census of manufacturers, 32-250

principal statistics, employment, inventories, 32-250B

milling industry, overview, 22-502

supply and disposition, marketing exports, 22-007

Flowers

See also
 Florists

production and sales, by variety, by province, 22-202

Foils

See also
 Containers and other packaging supplies

aluminum, tin, lead, consumption by manufacturing industries, by industry, 31-212

Food

See also

Dairy products

Fruits

Grains

Meat

Restaurants

Supermarkets

Vegetables

consumer price index, 62-001

weights by commodities, 62-533

expenditures, families and unattached individuals, 62-554,

MDF-3503, MDF-3504

honey production, by province, 23-211

industries

annual census of manufacturers, 32-250

beverage and tobacco industries, definitions and classification index, 12-570E

biscuit production, 32-026

capacity utilization rates, quarterly, 31-003

consumption of containers and other packaging supplies, 31-212

destination of shipments, by province, by industry, 31-530

employment

by industry, 32-250B

by province, by industry, 31-203

financial statistics, quarterly, 61-003

preliminary data, 61-003P

inventories, by industry, 32-250B

principal statistics, employment, inventories, by industry,

32-250B

by province, by industry, 31-203

production of instant skim milk powder and process cheese,

32-024

shipments by major group of industries, monthly data, 31-001

stocks and shipments, by product type, monthly data, 31-001

international trade, 65-503

maple products, by province, 23-211

shipped by Canadian manufacturers, value and volume, 31-211

storage

frozen food, data collection and estimating procedures,

21-602E no.2

grain elevators, 22-201

stocks of food commodities in cold storage and other

warehouses, 32-217

supply and disposition, 32-230

consumption per capita, 32-229

consumption per capita, data sources, conversion factors,

32-509E

Food, beverage and tobacco industries

definitions and classification index, 12-570E

Food consumption

See also

Food

per capita, 21-522E, 32-229, 32-230

statistical methodology, 32-509E

Food service

See also

Restaurants

industries

industrial classification, 12-501E

restaurants, caterers and taverns, receipts, by province, 63-011

Footwear

See also

Clothing

leather and allied products industries

annual census of manufacturers, **33-251**

principal statistics, employment, inventories, 33-251B

production by manufacturers, in Canada, by type of shoe, 33-002

Foreign control

See also

Corporations

Enterprises

Ownership

Canadian imports by foreign controlled and domestic enterprises, by commodity, 67-509

corporations, major financial characteristics, **61-210**

inter-corporate ownership, by corporation and country of control, 61-517

manufacturing, mining and logging establishments, 31-401, 31-401P

non-financial industries, by industry group, 67-202

Foreign investments

See also

Balance of payments

Investments

in Canada, 67-202

balance of payments, 67-001

security transactions, 67-002

system of national accounts, user guide, **13-589E**

Foreign trade

See

International trade

Forestry

See also

Industries

Logging

Lumber

Paper and allied products

Particleboard

Plywood

Pulp and paper

Sawmills

Veneer and plywood

Wood

human activity and the environment, **11-509E**

industries

financial statistics, quarterly, 61-003

preliminary data, 61-003P

labour force, by age group, sex, class of worker, weeks

worked in 1985, by industry, by province, 1986 census, 93-113

number of employees, salaries and wages, by industry, by province, monthly, 72-002

labour force, by sex, by detailed industry, (1970 classification), by province, 1971, 1981, 1986 censuses, 93-152

New Brunswick, 11-608

occupational classification, 12-565

private and public investments, intentions, by province, 61-205

products

farms, 1986 census, 1971 to 1986 census data, Canada, by type, by province, 96-102

for each province, by type, agricultural region and census division, 96-103 to 96-112

international trade, 65-503

Forests

area of inventoried forest land by ownership, by province, 25-202

fire statistics, 25-202

historical data, 11-516E

production, by province, 25-201

productive land area, wood volumes, by province, **25-202**

volume by age class, forest type and species, by province, 25-202

Fossil fuels

See also

Coal

Diesel fuel

Energy

Fuel

Gasoline

Natural gas

Oil

Oil wells

Petroleum and coal products

Petroleum and natural gas industry

Pipelines

Propane

historical data, 11-210

industries, aggregate productivity measures, historical data, 15-204

recent data, 11-010

Foxes

See also

Furs

number of furs, farms, supply and disposition, **23-208**

pelts, number and value, 23-208

Fraud offences

See also

Crimes

police reported, by province, 85-205

Freezers

See also

Refrigeration equipment

households equipped, number per household, by province, 64-202, 64-601

production, sales, stocks, exports, monthly, 43-010

Freight

See also

Grains

Pipelines

Railways

Shipping

Transportation

international, balance of payments, 67-203

international trade, shipping, by category, 1969-1984, 67-510
 rail
 by carrier, monthly, 52-003
 by commodity, 52-216
 railway carloadings, by commodity, 52-001
 railway carriers, **52-215**
 railway, revenue, by commodity and province, 52-211
 surface and marine transport, 50-002
 truck and rail modes, comparison, 53-222
 trucking industry, **53-222**

Frozen food

See also

Food

data collection and estimating procedures, 21-602E no.2
 fruits and vegetables, industry, by region, 32-023
 stocks of food commodities, 32-217
 supply and disposition
 consumption per capita, 32-230
 consumption per capita, data sources, conversion factors,
 32-509E

Fruit cocktail

See also

Fruits

canned and frozen, pack and stocks, monthly, 32-011

Fruits

See also

Beverages

Farms

Food

Horticulture

Names of fruits

1986 census, 1971 to 1986 census data, Canada, by type, by
 province, 96-102
 for each province, by type, agricultural region and census
 division, 96-103 to 96-112
 canned and frozen
 industries, 32-250
 by region, 32-023
 principal statistics, employment, inventories, 32-250B
 pack and stocks, 32-011
 crops, areas in fruit trees, cultivated berries and grapes, spatial
 distribution, 1986 census, 96-113
 production
 area, farm value, fresh market sales, sales to processors, by
 province, 22-003
 by type, by province, 21-522E
 supply and disposition
 consumption per capita, 32-230
 consumption per capita, data sources, conversion factors,
 32-509E

Fuel

See also

Coal

Diesel fuel

Energy

Fossil fuels

Gasoline

Kerosene

Liquefied petroleum gas

Natural gas

Oil

Oil wells

Petroleum and coal products

Petroleum and natural gas

Pipelines

Propane

crude oil and natural gas production, 26-006
 generation of electric power, 57-202
 heating and cooking, single dwellings, by province, 64-202
 heating equipment, occupied private dwellings, by province,
 1986 census, 93-105
 household facilities and equipment, by province, 64-601
 light, heavy, supply, sales and disposition, by province, 45-004
 number of passenger cars operated, personal use, distance
 travelled, by fuel type, 53-226
 production, 26-206
 supply and demand, by type, by sector, by province, 57-003

Fuel consumption

See also

Energy

Fuel

Motor vehicles

Transportation

air carriers, by airline, 51-002
 automobile travel, 87-401
 passenger cars, light trucks and vans, 53-007, MDF-3802
 passenger cars, personal use, by province, quarterly, 53-226
 railway carriers, 52-215
 railways, 52-216
 ratio of passenger cars, light trucks, vans, 53-007
 ratio, passenger cars, personal use, by province, quarterly,
 53-226
 road motor vehicles, 53-218
 shipping industry, 54-205
 trucking industry, 53-222
 urban transit vehicles, by province, 53-003

Fuelwood

production, by province, 25-201

Funds

Canada and Quebec pension plans, 86-507
 industrial research and development, by industry, 88-202
 source and application
 local government, 68-204
 provincial governments, 68-209

Funerals

See also

Coffins

Deaths

Mortality

Personal services

directors, industry, by province, **63-532**
 services, number of businesses, total revenue, by province, by
 revenue size, revenue by source, client base, expenses,
 part-time/full-time employment, **63-233**

Furnaces

See also

Dwellings

Heating equipment

Heating, ventilating, air conditioning

volume and value of shipments, 25-002

Furniture

See also

Office furniture

office, shipments, by type and destination, 35-006

Furniture and fixtures

See also

Households

industries

annual census of manufacturers, 35-251

capacity utilization rates, quarterly, 31-003

consumption of containers and other packaging supplies,
31-212

destination of shipments, by province, by industry, 31-530

employment, by province, by industry, 31-203

financial statistics, quarterly, 61-003

preliminary data, 61-003P

principal statistics

by province, by industry, 31-203

employment, inventories, 35-251B

shipments by major group of industries, monthly data, 31-001

stocks and shipments, by product type, monthly data, 31-001

Furs

See also

Fishing and trapping

clothing industries

annual census of manufacturers, 34-252

principal statistics, employment, inventories, 34-252B

farming, industry, 23-208

imports and exports, 23-208

production, census, 21-602E no.2

production, imports, exports, 23-207

G

Galleries

See

Museums and galleries

Games

See

Toys and games

Garages

See also

Automobiles

Dwellings

Home-ownership

Housing

households equipped, by province, 64-601

Gasoline

See also

Automobiles

Energy

Fossil fuels

Fuel consumption

Fuel

Motor vehicles

Natural gas

Oil

Oil wells

Pipelines

Propane

aviation and motor, supply, sales and disposition, by province,
45-004

consumption, passenger cars, light trucks and vans, MDF-3802

net and gross sales, by province, by month, 53-218

GDP

See

Gross domestic product

General accounts, 11-402E

General social surveys

adults, 11-612E no.1

elderly, support groups, 89-508

Geocartographics

Statistics Canada, 1986 census products

final edition, 99-103E

preliminary edition, 99-102E

Geographical classification, 12-571

See also

Urban areas

CMAs and CAs, reference list of EA by PCT, 99-126

EAs, 1981 and 1986 equivalents, by 1981, 1986 codes, 1986
census, 99-127

census tracts, 1986 census, 99-121

changes, 1981-1986, 12-573

enumeration areas, 1986 census, 99-117 to 99-120

list of EAs by PCT, 99-122 to 99-125

maps, CDs, CSDs, 1986 census, 99-115

maps, CMAs, CAs, 1986 census, 99-116

place names, reference list, by classification code, by province,

population, 1986 census, 92-121 to 92-123

reference maps, 12-572

Geographical co-ordinates

place names, reference list, by classification code, by province,

population, 1986 census, 92-121 to 92-123

Geography

CMAs and CAs system, 1981, 1986 comparison, 99-105E

agriculture, climate, farms, farm operators, land use, crops,

livestock, poultry, technology and management practices,

capital, business expenses, sales, households, 1986 census
and trends, 96-113

census

dictionary, 1986, 99-101

geostatistical areas, description, 99-104E

non-standard geographical areas, definitions, limits and

comparability, 1981-1986, 99-106E

standard geographical areas, definitions, limits and comparability,
1981, 1986, 99-106E

Geostatistical areas

CMAs and CAs, reference list of EAs by PCT, 99-126

EAs, 1981 and 1986 equivalents, by 1981, 1986 codes, by
province, 1986 census, 99-127

classification, 12-571 to 12-573

description, census handbook, 99-104E

reference list of EAs, by CSD, CD, 1986 census, by province

Atlantic provinces, 99-117

Ontario, 99-119
 Quebec, 99-118
 western provinces and territories, 99-120

reference list

of EAs, by CSD, CD, PCT, 1986 census, by province
 Atlantic provinces, 99-122
 Ontario, 99-124
 Quebec, 99-123
 western provinces and the territories, 99-125
 of EAs, by CT, 1986 census, 99-121

Geostatistical units

CMAs and CAs system, 1981, 1986 comparison, 99-105E
 comparison, 1981, 1986 census, 99-106E

GERD

See

Gross domestic expenditure

Glass

See also

Mineral products

industries

annual census of manufacturers, **44-250**
 principal statistics, employment, inventories, 44-250B
 products, industries
 annual census of manufacturers, 44-250
 principal statistics, employment, inventories, 44-250B

Gloves

See also

Clothing

industries

annual census of manufacturers, **34-252**
 principal statistics, employment, inventories, 34-252B

Gold

See also

Mines

Mining

mineral production, by province, **26-202**
 mines
 production and shipment, 26-223
 prices, in Canadian and U.S. dollars, 26-201

GNP

See

Gross national product

Golf courses

See also

Recreation

Sports

number of businesses, total revenue, by province, by revenue
 size, revenue by source, client base, expenses,
 part-time/full-time employment, **63-233**

Goods

consumer price index, 62-533

Goods and service industries

See

Consumer goods and services

Goods-producing industries

See also

Industries

destinations of manufacturing shipments, by industry, by
 province, 31-530
 fixed capital flows and stocks, 13-211
 by industry, historical data, 1936-1983, 13-568
 gross domestic product, by industry, monthly data, 15-001
 labour force, by detailed industry, sex, age group and class of
 worker, by province, 1986 census, 93-113
 number of employees, salaries and wages, by industry, by
 province, monthly, 72-002
 persons who worked in 1985, by detailed industry, by sex,
 labour force activity, weeks worked, total and mostly full-time,
 by province, 1986 census, 93-113

Government

See also

Federal government

Local government

Provincial government

Public administration

arts and culture, economic impact, 87-532
 arts and culture, support, statistical profile, 87-527
 CANSIM, Minibase series directory, 12-569E
 capital and repair expenditures, revised intentions, 61-206
 departments, investments, intentions, by province, 61-205
 expenditures on education, by source, by province, 81-220
 finance

local, **68-204**

provincial, **68-209**

federal, **68-211**

financial flows, recent quarterly data, 13-014, 13-214

financial transactions, operations manual, 68-507E

fixed capital flows and stocks, 13-211

historical data, 1936-1983, 13-568

historical data, 11-516E

investment income, by province, 13-213

annual data, 1961-1986, 13-213S

national balance sheets, 13-214

research and development, expenditure, by activity sector,
 88-001

revenue and expenditures

financial management statistics, operations manual, 68-507E

national accounts, 13-001

value of construction work purchased, new and repair, by type of
 structure, 64-201

Government aid

grain production, commodity programs in the United States,
 21-601E no.7

universities, trends, by province, 81-260

Government employment

See also

Employment

employment changes, by enterprise, by province, 18-501E

Government enterprises

See also

Enterprises

federal

employment and payroll, by department, agency, by

- occupational category
- by metropolitan area, 72-205
- by province, monthly data, 72-004
- financial statistics, 61-203
- provincial, financial statistics, 61-204

Government expenditure

- See also
- Expenditure
- Government transfer payments
- annual estimates, 1926-1986, 13-531
- culture
 - by function and province, 87-206
 - heritage institutions, 87-207
 - overview, 87-517
 - performing arts companies, 87-209
- environment, 11-509E
- intentions, by region, by province, 61-205
- national accounts, 13-201
- quarterly estimates, 1947-1986, 13-533

Government finance

- See also
- Government expenditure
- Government revenue
- National accounts
- federal, 61-203
- historical data, 11-516E
- New Brunswick, 11-608
- provincial
 - financial statistics, 61-204
 - revenue and expenditures, by province, 68-207

Government investments

- See also
- Investments
- machinery and equipment, national accounts, 13-001

Government revenue

- See also
- Income
- National accounts
- Taxes
- alcoholic beverages, control and sales, 63-202
- annual estimates, 1926-1986, 13-531
- national accounts, 13-201
- quarterly estimates, 1947-1986, 13-533

Government service industries

- federal government enterprises, financial statistics, 61-203
- industrial classification, 12-501E
- labour force, by age group, sex, class of worker, weeks worked
 - in 1985, by industry, by province, 1986 census, 93-113
- occupations, by sex and detailed occupation, 1986 census, 93-157

Government spending, 11-402E

- See also
- Operating expenses

Government transfer payments

- See also
- Social assistance
- Social security

- Canada and Quebec pension plans, 86-507
- criminal injuries compensation, by province, 86-502
- direct, contribution to realized net farm income, 1971-1979, analysis, 21-601 no.5
- expenditures, on culture
 - by function and province, 87-206
 - overview, 87-517
- direct payments to farm producers, 21-603E
- distribution, subprovincial areas, 13-216
- education, financial statistics, 81-208
- family allowances and related programs, 86-508
- farmers, 21-522E
- federal government enterprises, 61-203
- individuals, MDF-3502d
- federal government finance, 68-211
- national welfare grants, 86-511
- old age security, guaranteed income supplement, spouse's allowance, 86-509
- pensions and incomes of the elderly, 1971-1985, 13-588 no.2
- railway carriers, 52-215
- received by census families, MDF-3502a
- received by economic families, MDF-3502b
- social allowances and welfare, 86-510
- to individuals, number and value, by income group, by province, by type of payments, 1986 census
- to persons, 13-201
- provinces, 13-213
 - annual data, 1961-1986, 13-213S
- universities, trends, by province, 81-260

Graduates

- See also
- Colleges
- Degrees
- Students
- Universities
- CMAs, population, by age group and sex, 1986 census, 93-156
- employment income, by sex and income group, by province, 1986 census, 93-115
- level, sex, field of study, by province, 81-229
- non-university postsecondary programs, by program field and province, 81-222
- occupations, by sex and detailed occupation, 1986 census, 93-157
- postsecondary
 - by field of study, by level, 88-508E
 - labour market, 89-518
 - total income, by sex and income group, by province, 1986 census, 93-114
- schooling level, by detailed field of study, by sex, age group and province, 1986 census, 93-110
- sex, field of study, employment, income, trends, 98-134
- university, employment by occupation and industry sector, 89-501E
- university and college, employment experience, MDF-3135

Grains

- See also
- Agriculture
- Food
- Freight
- Names of grains
- American grain production, commodity programs, 21-601E no.7
- area seeded, production and stocks, by province, 22-002
- crops, area, barley, corn, spatial distribution, 1986 census,

- trends, 96-113
- industries
 - annual census of manufacturers, 32-250
 - principal statistics, employment, inventories, 32-250B
 - marketing and pricing, 22-502
 - milling industry, overview, 22-502
 - supply and disposition
 - consumption per capita, 32-229
 - consumption per capita, data sources, conversion factors, 32-509E
 - marketing exports, 22-007
 - trade, 22-201

Grapes

See also

Fruits

production estimates, by province, 22-003

Graphite

See also

Mines

Mining

production, by province, 26-202

Gravel

See

Sand and gravel

Grease

See

Lubricating oil and grease

Greenhouses

See also

Florists

Ornamental plants

1986 census, Canada, by type, by province, 96-102
 for each province, by type, agricultural region and census
 division, 96-103 to 96-112
 industry, 22-202

Grocery

See also

Food

Retail

chain, number of stores, annual sales, historical data, 63-210

Gross domestic expenditure

research and development, 88-506E

Gross domestic product, 13-001

See also

Economic indicators

National accounts

Production

annual estimates, 1926-1986, 13-531
 arts and culture, 87-532
 contribution by the transportation sector, 53-222
 historical data, 11-210, 11-516E
 industrial distribution, 13-201
 industry

- by province, 15-203
- monthly, 1961-1980, 15-512

monthly data, 15-001

quarterly, 1961-1980, 15-512

input-output tables

1961-1981, 15-510

constant prices, 1961-1981, 15-511

constant prices, recent data, 15-202

recent data, 15-201

provinces

annual data, 1961-1986, 13-213S

annual estimates, 13-213

preliminary estimates, 13-213P

quarterly estimates, 1947-1986, 13-533

recent data, 11-010

tourism and recreation, 87-401

trends, 11-002E

Gross national expenditure, 13-201

See also

Economic indicators

National income and expenditure

Gross national product, 13-201

See also

Economic indicators

National income and expenditure

national accounts, recent quarterly data, 13-001

Guaranteed income supplement, 86-509

See also

Old age security

Guelph

CT, 1986 census

dwellings, by period of construction, heating fuel

family income, by income group

household income, by income group

households, tenant, owner, rent and payments

income, by sex, income composition, income group

population, by home, official languages, ethnic origin,

citizenship, place of birth, immigrants, by period and age at

immigration, mobility status, education, labour force activity

by industry division and major occupation group, sex, class

of worker, 95-110

population, dwellings, households, census and economic

family characteristics, 95-109

Guides

census handbook, 99-104E

census of agriculture, 1986 user guide, 96-101

family census data, users guide, 99-113

financial flows and national balance sheets accounts, 13-585E

survey sampling, non-mathematical, 12-602E

system of national accounts, user guide, 13-589E

women, guide to data on, 11-523E

Gypsum

See also

Construction

Mines

Minerals

mines

production, 26-224

production, by province, 26-202

products

industries

annual census of manufacturers, 44-250
 principal statistics, employment, inventories, 44-250B
 production, factory shipments and stocks, monthly, 44-003

H

Hairdressers

See also

Personal services

number of businesses, total revenue, by province, by revenue
 size, revenue by source, client base, expenses,
 part-time/full-time employment, 63-233

Halifax

atlas, demography, education, ethnic origin, lone-parent families,
 dwellings, employment, income, 1986 census, 98-102

CT, 1986 census

dwellings, by period of construction, heating fuel
 family income, by income group
 household income, by income group
 households, tenant, owner, rent and payments
 income, by sex, income composition, income group
 population, by home, official languages, ethnic origin,
 citizenship, place of birth, immigrants, by period and age at
 immigration, mobility status, education, labour force activity
 by industry division and major occupation group, sex, class
 of worker, 95-112

population, dwellings, households, census and economic
 family characteristics, 95-111

map, CMA, 1986 census, 99-116

population, CMAs

by age, age group, sex, marital status, mother tongue, 1986
 census

by ethnic origin, home and official languages, by sex, 1986
 census

census families, by number of children, by family structure,
 1986 census

immigrants, by place of birth, sex and period of immigration,
 1986 census

in private households, by economic family status, 1986
 census

labour force, by education, occupation, industry group,
 income group, work activity, 1986 census, 93-156

Hamilton

atlas, demography, education, ethnic origin, lone-parent families,
 dwellings, employment, income, 1986 census, 98-107

CT, 1986 census

dwellings, by period of construction, heating fuel
 family income, by income group
 household income, by income group
 households, tenant, owner, rent and payments
 income, by sex, income composition, income group
 population, by home, official languages, ethnic origin,
 citizenship, place of birth, immigrants, by period and age at
 immigration, mobility status, education, labour force activity
 by industry division and major occupation group, sex, class
 of worker, 95-114

population, dwellings, households, census and economic
 family characteristics, 95-113

map, CMA, 1986 census, 99-116

population, CMAs

by age, age group, sex, marital status, mother tongue, 1986
 census

by ethnic origin, home and official languages, by sex, 1986

census

census families, by number of children, by family structure,
 1986 census

immigrants, by place of birth, sex and period of immigration,
 1986 census

in private households, by economic family status, 1986
 census

labour force, by education, occupation, industry group,
 income group, work activity, 1986 census, 93-156

Handbags

See

Luggage, purses and handbags

Handicapped

See

Disabled persons

Hardboard

production, stocks and shipments, 36-003

Hardware

See also

Nails

industries

annual census of manufacturers, 41-251

principal statistics, employment, inventories, 41-251B

Hardwood lumber

See

Lumber

Harmonized System

See also

Commodity classification

export-import index, 12-579E

exports, 12-578E

standard classification of goods, 12-580E

Hay and fodder crops

1986 census, 1971 to 1986 census data, Canada, by type, by
 province, 96-102

for each province, by type, agricultural region and census
 division, 96-103 to 96-112

Health, 11-511E

See also

Diseases

Food

Government enterprises

Welfare

attitudes and behaviour, MDF-3828

cardiovascular diseases, mortality rates, by province, 82-544

directory to microdata, 11-514E

disability, survey, MDF-3826

disabled persons

disabling conditions, distribution, employment, students,
 transportation, 82-555E

health and disability survey, 82-563E

residing in households, demography, lifestyle, by

subprovincial, metropolitan area and province, 82-603 to
 82-614

diseases, mortality, hospitalization, 82-003

elderly, longevity, 89-515

families and unattached individuals, expenditures, 62-555,

MDF-3504

- family planning service, 86-511
- federal government finances, transfers to provinces, 68-211
- historical catalogue, 11-512E
- historical data, 11-516E
- industries
 - industrial classification, 12-501E
- life expectancy, by demographic indicators, 82-543
- occupational classification, 12-565E
- perspectives, 82-540E
- questionnaires on microfiche, 12-205M
 - index, 12-205S
- respiratory technology, pulmonary function, workload measurement, 83-603
- status, adults, 11-612E no.1
- status of population, life expectancy, by age and sex, 82-543
- survey, 1978/79, MDF-3217, MDF-3836
- trends, 11-008E
- women
 - profile, 82-542E
 - statistical report, 89-503E
- work injuries, 72-208
- youth
 - lifestyle, sexuality, illness, physical and mental health, 82-545E
 - trends, 89-511

Health care

See also

Dental services
Dentists
Hospitals
Nurses
Physicians
Therapy

- adults, 11-612E no.1
- classification of diagnostic, therapeutic and surgical procedures, 82-562E
- consumer price index, 62-001
- elderly, residential care facilities, 83-237
- mental disorders, residential care facilities, 83-238
- utilization, MDF-3217

Health insurance

See also

Drugs
Insurance
Social security

- absence from work, compensations, 71-601 no.32
- benefits received for sick leave, MDF-3805
- expenses for residential care facilities
 - elderly, 83-237
 - mental disorders, 83-238

Health personnel

- hospital, 82-003S, vol.1, no.1

Health services

See also

Hospitals

- utilization, 82-540E

Health status

- adults, 11-612E no.1

Heating equipment

See also

Dwellings

- dwellings, by household size and income, construction type and age, by province, 93-105
- fuel
 - by province
 - by 1976 FED, 1986 census, 94-126
 - by 1987 FED, 94-134
 - by CMA and CA, 1986 census, 94-128
- dwellings, by CD and CSD, for each province and territory, 1986 census, 94-102 to 94-124 (even)
- household facilities and equipment, by province, 64-601
- single dwellings, by province, 64-202
- industries
 - annual census of manufacturers, 41-251
 - principal statistics, employment, inventories, 41-251B
 - solid fuel, volume and value of shipments, 25-002

Heating, ventilating, air conditioning

See also

Dwellings

Furnaces

- contractors, establishments, output, labour, revenue and expenditures, by province, 64-204

Helicopters

See also

Aircraft

- Canadian air carriers, statement of income, balance sheet, 51-206
- hours flown by aircraft weight group, by province, 51-206
- hours flown, by province, 51-002

Hens

See

Poultry
Stewing hens

Heritage institutions

- revenue, expenses, employment, visitors, by institution type, by province, by governing authorities, 87-207

Heritage resources

See also

Historic sites
Museums and galleries
Parks

- activities and institutions, synopsis, 87-001, 87-004
- arts and culture, statistical profile, 87-527
- economic impact, 87-532
- municipal, provincial and federal expenditures
 - by province, 87-206
 - overview, 87-517

High income families

See also

Family income
Income
Wealth

- dual-earner families, 13-588 no.3
- socio-demographic and economic characteristics, 13-584

High technology products

See also
Technology

imports by domestic and foreign controlled importers, by
commodity category, 67-509
international trade, 88-503E

Highways, 50-002

See also
Bridges
Road transport
Transportation

construction price index, quarterly, 62-007

Historic sites

See also
Heritage resources

revenue, expenses, employment, visitors, by province, by
governing authorities, 87-207

History 11-403E

census, handbook, 99-104E
civil aviation in Canada, 51-501E
family, divorce and law, 89-502E
New Brunswick, overview, 11-608
Toronto, overview, 11-605E
Trois-Rivières, overview, 11-607E

Hochelaga, 11-606E

See also
Montreal

Home comfort products

See also
Furniture and fixtures
production and factory shipments, 43-003

Home language

CMAs, population, by sex, 1981, 1986 census, 93-156
ethnic groups, by single and multiple origins, 1986 census,
93-154
mother tongue, retention and transfer, by sex, by province, 1986
census, 93-153
population, by age group, sex and province, 1986 census,
93-103

Home-ownership

See also
Family wealth
Households
Housing

expenditure, MDF-3504
families
trends, 89-509
with, or without working wives, 13-578
fuel and electricity, expenditure, 62-555
household facilities by income, 13-218
repair and renovation expenditures, by province, 62-201
young families, teaching kit, 11-517E

Homeless

residential care facilities, 82-003S, vol.1, no.1

Homicides, 85-002

See also
Crimes
Violence

distribution, historical and geographical trends, 85-209

Honey

See also
Sugar
Sugars and syrups

honey products, production and value, 23-211

Horses

See also
Livestock

feed, shipments, by province of origin, 32-004

Horticulture

See also
Agriculture
Crops
Fruits
Vegetables

greenhouse industry, 22-202
nursery trades industry, by region, 22-203

Hosiery

See also
Clothing

industries
annual census of manufacturers, 34-252
principal statistics, employment, inventories, 34-252B

Hospital separations

accidents by sex and age group, 82-003S, vol.1, no.1
involving surgery or treatments, 82-003S, vol.1, no.1

Hospital services, 82-003S, vol.1, no.1

See also
Health care

laboratories, respiratory technology, pulmonary function,
workload measurement system, 83-603

Hospital utilization, 82-003S, vol.1, no.1,**Hospitals**

See also
Health insurance
Institutions
Physical health

directory, by province, 82-003S vol.1, no.1
expenditures, 82-003S vol.1, no.1
morbidity, discharges, by sex and age group, 82-003S vol.1,
no.1
nurses, employment, education, demography, by province,
83-226
revenue and expenditures
by province, 13-213
annual data, 1961-1986, 13-213S
national accounts, 13-001, 13-201
quarterly estimates, 1947-1986, 13-533
surgery, treatments, and average days per separation, 82-003S

vol.1, no.1
 therapeutic abortions, 82-601
 type, expenditures, 82-003S vol.1, no.1
 type, selected characteristics, 82-003S vol.1, no.1
 utilization
 by age and type of treatment, **82-003S vol.1, no.1**
 operating costs, 82-540E
 women, causes and uses of hospitalization, 82-542E
 youth, utilization, 82-545E

Hotels

See also
 Accommodation service industries
 industries
 financial statistics, quarterly, 61-003
 preliminary data, 61-003P
 occupancy and room rates, selected cities, 87-401

Hours worked

See also
 Earnings
 Employment
 Salaries and wages
 industry, by province, monthly, **72-002**
 men, labour market activity survey, by province, 71-206
 older workers, labour market activity survey, by province,
 71-208
 survey, MDF-3853
 voluntary reduction, survey, MDF-3831
 women, labour market activity survey, by province, 71-205
 work history survey, MDF-3804
 youth, labour market activity survey, by province, 71-207

House of Commons, 11-402E

Household facilities, MDF-3506

key file, MDF-3502e

Households

See also
 Dwellings
 Operating expenses
 1971 census, MDF-3901f
 1986 census, MDF-3901e
 1981 census, MDF-3901d
 1986 census, MDF-3901c
 CAs and CTs, 1986 census, 95-101 to 95-173 (odd)
 tenants, owners, rent and payments, 95-102 to 95-174
 (even)
 CMAs, by type, by tenure, size, dwelling type and age of
 maintainer, 1986 census, 93-156
 appliances
 major, production, sales and stocks, by type, by province,
 monthly, 43-010
 census dictionary, 1986, 99-101
 census families
 by family structure and income group, 1986 census, 93-156
 by structure and type, labour force activity, occupation,
 schooling level and mobility status of heads, income,
 tenure, type and age of dwelling, number and age group of
 children at home, by province, 1986 census, 93-107
 electricity bills, by province, municipality and utility, 57-203
 equipment, 64-601
 market research handbook, 63-224

facilities, 64-202
 by income, 13-218
 market research handbook, 63-224
 families living in private households, by type, number of persons,
 by age groups of children, by province, 1986 census, 93-106
 family census data, users guide, 99-113
 farms, spatial distribution, trends, 1986 census, 96-113
 furnishings, consumer price index, 62-533
 furniture, wooden and upholstered, industries
 annual census of manufacturers, 35-251
 principal statistics, employment, inventories, 35-251B
 goods, trucking industry, 53-222
 high income families, 13-584
 homeowner repair and renovation expenditures, by province,
 62-201
 housing affordability, trends, 98-130
 income, MDF-3506
 CAs and CTs, 1986 census, 95-102 to 95-174 (even)
 household facilities, 13-218
 income group, 95-102 to 95-174 (even)
 type of household, number of persons, income group and
 source, age group, sex, marital status, period of
 immigration, level of schooling, ethnic origin of household
 maintainer, by province, 1986 census, 93-119
 income, key file, MDF-3502e
 income, population, by CD and CSD, for each province and
 territory, 1986 census, 94-102 to 94-124 (even)
 labour force survey, by province and economic region, 1986
 census, 71-535 no.5
 occupied private dwellings, by size, type and income, by
 construction type and age, heating equipment and fuel, by
 province, 1986 census, 93-105
 operation, consumer price index, 62-533
 private, occupied dwellings, by number of people, tenure,
 province, 1986 census, 93-104
 served by cable television, by area, 56-205
 services, number of businesses, total revenue, by province, by
 revenue size, revenue by source, client base, expenses,
 part-time/full-time employment, 63-233
 size
 number of families
 by 1976 FED, 1986 census, 94-125
 by 1987 FED, 94-133
 by CMA and CA, 1986 census, 94-127
 Canada and provinces, urban areas by size, farm and
 non-farm rural areas, CA and CMA, 1986 census,
 94-129
 size, by province, 64-202
 structure, 98-127
 size, by CD and CSD, for each province and territory, 1986
 census, 94-101 to 94-124
 surveys
 income after tax, distribution by bracket, 13-210
 questionnaires on microfiche, 12-205M
 index, 12-205S
 tenants and owners, by province
 by 1976 FED, 1986 census, 94-126
 by 1987 FED, 94-134
 by CMA and CA, 1986 census, 94-128
 textile products, industries
 annual census of manufacturers, 34-251
 principal statistics, employment, inventories, 34-251B
 travel, tourism and recreation, equipment and expenses, 87-401
 with disabled persons residing in households, demography,
 lifestyle, by subprovincial, metropolitan area and province,
 82-603 to 82-614

women, statistical report, 89-503E

Housing

See also

Dwellings

1986 census, MDF-3901c
affordability, households, 98-130
Canada's north, conditions, 98-122
consumer price index, 62-001
disabled, limitations, MDF-3221a, MDF-3221b, MDF-3826
elderly, 11-519E
families and unattached individuals, expenditures, 62-555,
MDF-3504
high income families, 13-584
historical data, 11-516E
homeowner repair and renovation expenditures, by province,
62-201
household facilities and equipment, by province, 64-601
households, non-farm, tenure by income group, by province,
1986 census, 93-119
living alone, 11-518E
lone-parent families, 11-520E
market research handbook, 63-224
new housing price index, quarterly, 62-007
private and public investments, intentions, by province, 61-205
questionnaires on microliche, 12-205M
starts, completions and units under construction, in urban
centres, population greater than 10,000, by province,
metropolitan area, large urban centres, monthly, 64-002
treatment of house rents, farm accounts, 21-601E no.10
trends, 11-008E
units, number and value of building permits, by municipality,
metropolitan area, economic region and province
annual summary, 64-203
monthly, 64-001
women, statistical report, 89-503E
young family home owners, 11-517E

H.S.

See

Harmonized System

Human activity

See also

Environment

environment, land use, 11-509E

Hunting, MDF-3808a, MDF-3808b

Husband-wife families

age of husband and wife, family size, by province, postcensal
estimates, 91-204
size, age of husband and wife, by province, 91-529

Husbands

families, 1986 census, 93-107
labour force characteristics, by province, 1977-1984, 71-533

Hydrocarbons

See

Fossil fuels

I

Ice cream

See also

Dairy products

Food

Milk

production, monthly, by province, 23-001

Illnesses

See also

Health

youth, hospitalization, surgery, mortality, 82-545E

Immersion programs

See also

Bilingualism

Education

Languages

French in Quebec and excluding Quebec, 81-257

second language, by province and level, 81-257

Immigrants

See also

Ethnicity

Migration

Multiculturalism

Population

CMAs, population, by place of birth, period of immigration, by
sex, 1986 census, 93-156

age groups, sex, marital status, mother tongue, home and official
language, ethnic origin, by period of immigration, by
citizenship, place of birth, age at immigration, mobility,
education, labour force activity, occupation, class of worker,
income, family status, by province, 1986 census, 93-155

Caribbean, marital status, mother tongue, education, labour
force, occupations, income, 91-536E

census families, income, by income group, by province, 1986
census, 93-117

economic families, income, by income group, by province, 1986
census, 93-118

ethnic diversity, distribution, trends, 98-132

ethnic groups, by single and multiple origins, 1986 census,
93-154

households, income by income group, by province, 1986
census, 93-119

income, education, occupations, distribution, by place of birth,
91-527E

inner city areas, trends, 98-123

occupations, by sex and detailed occupation, 1986 census,
93-157

period of immigration and age at immigration, CAs and CTs,
1986 census, 95-102 to 95-174 (even)

population

by CD and CSD, for each province and territory, 1986
census, 94-102 to 94-124 (even)

by place of birth and sex, by province

1981, 1986 census, 93-109

and age group, 1986 census, 93-109

postcensal annual estimates, by province, 91-210

provinces

by 1976 FED, 1986 census, 94-126

by 1987 FED, 94-134

by CMA and CA, 1986 census, 94-128

schooling level, by age group, 98-134
 total income, by sex and income group, by period of immigration,
 by province, 1986 census, 93-114
 trends, 91-209E
 women, statistical report, 89-503E

Immigration

See also

Demography
 Ethnicity
 Migration
 Multiculturalism
 Population

historical data, 11-210
 recent data, 11-010

Immunization

health survey, MDF-3217

Implicit price indexes, 13-001, 13-201

See also

Price indexes

annual average and quarter, 11-010, 11-210
 annual estimates, 1926-1986, 13-531
 trucking transportation, 53-222

Importers

See also

International trade

domestic, foreign controlled, imports by commodity group,
 section, category, 67-509
 market shares of top 4, top 8, by detailed producer industry,
 67-509

Import-Export classification codes 12-578, 12-579

See also

Commodity classification

fruit and vegetables, 32-509E

Imports

See also

Exports
 International trade

alcoholic beverages, 63-202
 arts and culture, economic impact, 87-532
 Canadian automobile industry, 42-251
 classification, Harmonized System, 12-579E
 coal
 by kind and destination, 26-206
 monthly, 45-002
 commodity classification, 12-580E
 commodity groupings, 65-001P
 country, by H.S. chapter and province of clearance, **65-006**
 crude oil and equivalent, natural gas, 26-006
 domestic and foreign controlled enterprises, by commodity
 group, section, category, 67-509
 eggs, 23-202
 electric power, by province, monthly, 57-001
 energy, by province, 57-003
 fertilizer materials, imports, exports, by province, 46-504
 food and feed, 32-250
 furs, fox and mink, 23-208
 H.S. commodity code

by trading partners, 65-007

country of origin, current year data, 65-203

H.S. summary groupings, country of origin, recent annual data,
 65-203

high-technology products, 88-503E

historical data, 11-210

livestock and animal products, 23-203

natural gas, 55-002

from United States, 57-205

oil pipeline transport, monthly, 55-001

poultry, 21-602E no.2, 23-202

principal trading areas, commodity categories, province of
 clearance, countries of origin, 65-001

propensity, by industry division, manufacturing industry, country
 of control of importer, 67-509

raw furs, number and value, 23-207

recent data, 11-010

refined petroleum products, by type, by province, 45-004

Income, 11-511E

See also

Allowances
 Family income
 Finance
 Income taxes
 Pensions
 Personal income
 Personal savings
 Personal spending
 Salaries and wages
 Wealth

CMAs, 12/25, atlas, 1986 census, 98-101 to 98-112
 after tax

distribution by income bracket, 13-210

air carriers, by airline, 51-002

Canada's north, native peoples, 98-122

Caribbean immigrants, 91-536E

census families, 13-208, MDF-3502a

and unattached individuals, 98-128

by family structure, income groups, source, schooling level,
 period of immigration and work activity of husband/parent,
 by province, 1986 census, 93-117

composition

high income families, 13-584

detailed occupation, sex

activity, by province, 1981 census, 93-116

schooling level, age group, 1986 census, 93-116

disability income, disabled persons, 82-555E

disabled, MDF-3221a, MDF-3826

disabled persons, by age and sex, 98-126

distribution

1980, 1985, by sex, income group, by province, 1981-1986
 census, 93-114

by source, age group, schooling level, field of study,
 post-secondary qualifications, period of immigration,
 mother tongue, ethnic origin, by sex and by income group,
 by province, 1986 census, 93-114
 changes, 1970-1984, 13-588 no.1

dual-earner families, 13-588 no.3

economic families, MDF-3502b, MDF-3502c

economic families, by family structure, income group, source,
 schooling level, period of immigration, mother tongue, ethnic
 origin, weeks worked in 1985, class of worker, major
 occupation group, by province, 1986 census, 93-118

elderly, 11-519E

- 1971-1985, 13-588 no.2
- employment
- 1980, 1985, by sex, income group, by province, 1981, 1986 censuses, 93-115
 - by age group, schooling level, field of study, postsecondary qualifications, mother-tongue, official languages, weeks worked in 1985, work activity, salary and wage groups, by province, 1986 census, 93-115
- ethnic groups, by single and multiple origins, 1986 census, 93-154
- families, 13-208
- by income earner, 13-217
 - distribution by income bracket, 13-207
 - food expenditures, 62-554
- families, 1986 census, MDF-3901a
- family food expenditures, unattached individuals, MDF-3503
- family type, 98-127
- farm accounts, 21-602E no.4
- farm operators, 1986 census, source, off-farm work, sales of agricultural products, 96-114
- farm population, 98-133
- farms, 21-603E
- federal government enterprises, by industry division, 61-203
- gaps, performing arts companies, 87-209
- guaranteed income supplement, 86-509
- gas utilities, 57-205
- general perspectives, quarterly, 75-001E
- government, national accounts, 13-201
- health professionals, 82-540E
- high income families, socio-demographic and economic characteristics, 13-584
- household facilities and equipment, MDF-3506
- household facilities and equipment, key file, MDF-3502e
- households
- by type of household, number of persons, income group and source, age group, sex, marital status, period of immigration, level of schooling, ethnic origin of household maintainer, by province, 1986 census, 93-119
 - census families, low-income population, government transfer payments, 98-101 to 98-112
 - occupying private dwellings, by province, 1986 census, 93-105
- households, 1986 census, MDF-3901c
- immigrant and non-immigrant population, by sex, by period of immigration, by province, 1986 census, 93-155
- immigrants, by age and sex, education, occupations, by place of birth, 91-527E
- individuals, MDF-3502d
- by source, age group, schooling level, field of study, post secondary qualifications, period of immigration, mother tongue, ethnic origin, by sex and by income group, by province, 1986 census, 93-114
 - 1980, 1985, by sex, income groups, by province, 1981-1986 census, 93-114
- individuals, 1986 census, MDF-3901b
- industrial corporations, by industry sector, quarterly, preliminary data, 61-003P
- labour, by industry group and province, monthly, 72-005
- labour force survey, by province and economic region, 1986 census, 71-535 no.5
- labour unions, 71-202
- living alone, 11-518E
- lone-parent families, 11-520E
- low income, 13-207
- individuals, legal aid, by province, 85-216
 - provincial government enterprises, by province, by industry, 61-204
- musicians, performers and composers, 87-530
- Newfoundland and Ontario, comparison study, MDF-3820
- occupations, by sex and detailed occupation, 1986 census, 93-157
- postsecondary students, MDF-3823
- residential care facilities
- elderly, 83-237
 - mental disorders, 83-238
- schooling level, by age and sex, Canada and provinces, 1971-1981, 13-579, 13-579S
- system of national accounts, user guide, 13-589E
- taxable, corporations, provincial allocations of, by major industry group, by province, 61-208, 61-208P
- trends, 11-008E
- trusteed pension funds, 74-201
- quarterly, 74-001
- unattached individuals, 13-208
- distribution by income bracket, 13-207
 - food expenditure, 62-554
- women
- average annual, 71-534
 - statistical report, 89-503E
- young family home owners, 11-517E
- youth, by age group and sex, 1985, 98-124
- Income and retained earnings**
- statistics for all industries, 61-207
- Income distribution**
- See also
 - Low income
 - Wealth
- annual estimates, 1926-1986, 13-531
 - families and unattached individuals, 13-207
- Income, personal**
- See
 - Personal income
- Income taxes**
- See also
 - Taxes
- child credit, 86-508
 - corporations, federal and provincial, by major industry group, 61-208, 61-208P
 - federal and provincial distribution, 13-216
- Independent stores**
- See also
 - Retail
 - Small business
 - Stores
- sales, by province and selected metropolitan area, 63-005
- Indexes**
- See also
 - Economic indicators
- building permits, 64-001
 - CANSIM, Minibase series directory, 12-569E
 - catalogue of Statistics Canada publications, 11-512E
 - construction activity, 64-001
 - documents, supplementary, technical papers and memoranda, working papers, 11-207, 11-207S

employees, by sex, schooling level, activity, 1985, 98-129
 employment, post secondary graduates, 89-518
 export-import, Harmonized System, 12-579E
 industrial classification, companies and enterprises, 12-570E
 industrial product price indexes, 62-556
 municipal data, 11-515
 questionnaires on microfiche, 12-205S
 women, index to data, 11-523E

Indians

See also

Métis

Native peoples

ethnic groups, by single and multiple origins, 1986 census, 93-154
 mother tongue
 and home language, official languages, by province, 1986 census, 93-103
 by age group, sex and province, 1981, 1986 census, 93-102
 reserves, native police service, 85-523
 social welfare, federal programs, 86-511

Indicators

operating, railways, 52-216
 science and technology, 88-002
 scientific and technological activity
 and quality, 88-501E, 88-507E
 balance of payments, 88-502E
 human resources in, 88-508E
 individual inventors, 88-510
 industrial productivity, 88-505E
 international trade of high-technology products, 88-503E
 patents, 88-504E
 research and development
 expenditures, 88-506E
 expenditure price indexes, by industry, 88-509

Individuals

See also

Unattached individuals

income, MDF-3502d
 income and expenditures
 annual estimates, 1926-1986, 13-531
 quarterly estimates, 1947-1986, 13-533
 key file, MDF-3502e

Industrial chemicals

See also

Chemicals and chemical products

production, 46-002

Industrial classification, 12-501E

corporations, 61-207
 industries, companies, and enterprises, 12-570E

Industrial corporations

See also

Corporations

financial statistics, by major industry group, quarterly, 61-003
 preliminary data, 61-003P

Industrial inorganic chemicals

See also

Chemicals and chemical products

industries

annual census of manufacturers, 46-250

principal statistics, employment, inventories, 46-250B

Industrial organic chemicals

See also

Chemicals and chemical products

industries

annual census of manufacturers, 46-250

principal statistics, employment, inventories, 46-250B

Industrial products

price index, 62-556

quarterly, 62-007

Industrial products price indexes, 62-556

Industrial production

See also

Production

gross domestic product, by industry, monthly data, 15-001
 indexes, 88-505E

Industrial structures

heavy engineering contractors, 64-209

Industries

See also

Agriculture

Automobiles

Construction

Electrical and electronic products

Fish and shellfish

Fishing and trapping

Forestry

Manufacturing

Mining

Petroleum and coal products

Service industries

Shipbuilding

Textile industries

Tourism

aggregate productivity measures, historical data, 15-204
 classification, companies and enterprises, 12-570E
 commercial aviation, historical and statistical overview, 51-501E
 displaced workers, MDF-3845
 distribution of union membership, 71-202
 electricity bills, small power service, by province, municipality and utility, 57-203
 employment changes, by enterprise, by province, 18-501E
 federal government payments, science and technology, 88-204
 fixed capital flows and stocks, goods-producing and service industries, 13-211
 historical data, 1936-1983, 13-568
 foreign control of corporations, 61-210
 goods producing, 11-403E
 gross domestic product
 industry, 15-203
 industry price indexes, by industry and industry group, monthly, 62-011
 national accounts, monthly and quarterly, 1961-1980, 15-512
 labour force
 detailed industry, sex, age group and class of worker, by province, 1986 census, 93-113
 division, by sex, by province

- by 1976 FED, 1986 census, 94-126
- by 1987 FED, 94-134
- by CMA and CA, 1986 census, 94-128
- by sex
 - by detailed industry, (1970 classification), by province, 1971, 1981, 1986 censuses, 93-152
 - by industry division, by province, 1951 to 1986 censuses, 93-152
- industry division
 - CMAs, 1981, 1986 census, 93-156
 - by CD and CSD, for each province and territory, 1986 census, 94-102 to 94-124 (even)
 - by occupation type, Canada, Montreal, Toronto, Vancouver, trends, 98-135
 - mobility and interprovincial migrations, by age group, sex and province, by industry division, 1986 census, 93-108
 - survey, by province and economic region, by industry division, 1986 census, 71-535 no.5
- labour market employment, trends, 1951-1984, 89-507E
- logging, 25-202
- manufacturing, capital and repair expenditures, intentions, 61-214
- mining
 - metal 26-223
 - non-metal, 26-224
- mining and quarrying, 26-225
- occupations, by sex and detailed occupation, 1986 census, 93-157
- organization and concentration in the manufacturing, mining and logging industries, 31-402
- paid workers and self-employed, 71-536
- persons who worked in 1985, by detailed industry, by sex, labour force activity, weeks worked, total and mostly full-time, by province, 1986 census, 93-113
- petroleum and natural gas industries, 26-213
- primary metal, production and shipments, 41-001
- questionnaires on microfiche, 12-205M
 - index, 12-205S
- research and development
 - expenditures
 - by activity sector, 88-001
 - employment, 88-202
 - price indexes, 88-509
 - patents, 88-002
- service, 11-402E, 11-403E
- survey of employers, self-employed, owners, 71-535 no.3
- technological changes and industrial productivity, 88-505E
- tertiary, 11-402E
- unemployment, by industry, 71-201
- unionized and non-unionized, MDF-3830
- unpaid family work, trends, 71-535 no.2
- wholesale trade, merchants, agents and brokers, 63-226
- women
 - employment, trends, 98-125
 - statistical report, 89-503E
- work history survey, MDF-3804
- work injuries, number, by sex and age group, by province, 72-208
- youth, employment, trends, 1981-1986, 98-124

Industry groups

- corporation taxation statistics, 61-208, 61-208P
- small business, distribution by revenue size, 61-231

Industry price indexes

See also

Price indexes

by industry, by commodity, by stage of processing, monthly, 62-011

Industry, Science and Technology Canada, 11-402E

See also

Government enterprises

Industry sectors

university graduates, employment by occupation and educational attainment, 1971-1978, 89-501E

Infant deaths

See also

Deaths

Mortality

by age, 82-002S

by local areas, 84-542

Inflation, 62-001

See also

Economic conditions

Finance

Prices

price level measurements, 62-602

Injuries

See also

Accidents

at work, compensation, 86-501

Inks

See also

Chemicals and chemical products

industries

annual census of manufacturers, 46-250

principal statistics, employment, inventories, 46-250B

Input-output tables

See also

National accounts

national accounts

1961-1981, 15-510

constant prices, 1961-1981, 15-511

constant prices, recent data, 15-202

recent data, 15-201

user guide, 13-589E

Insolvency

See

Bankruptcies

Institutions

See also

Financial institutions

Hospitals

capital and repair expenditures, revised intentions, 61-206

disabled adults, survey, MDF-3222

financial statistics, quarterly, 61-006

fixed capital flows and stocks, 13-211

historical data, 1936-1983, 13-568

investments, intentions, by province, 61-205

questionnaires on microfiche, 12-205M
index, 12-205S

Instruments

See also
Science and technology

indicating, recording and controlling, industry
annual census of manufacturers, 47-250
principal statistics, employment, inventories, 47-250B

Insulating materials

See also
Asbestos

mineral wool, fibreglass, production and shipments, 44-004
non-metallic mineral products, industries
annual census of manufacturers, 44-250
principal statistics, employment, inventories, 44-250B
rigid insulating board, wood fibre, 36-002

Insurance

See also
Disability
Health insurance
Pensions
Unemployment insurance

companies and pension funds
financial flows, recent quarterly data, 13-014, 13-214
financial statistics, quarterly, 61-006
national balance sheets, 13-214
federal government enterprises, financial statistics, 61-203
industries
definitions and classification index, 12-570E
industrial classification, 12-501E
labour force, by age group, sex, class of worker, weeks
worked in 1985, by industry, by province, 1986 census,
93-113
number of employees, salaries and wages, by industry, by
province, monthly, 72-002
labour force
CMAs, 1981, 1986 census, 93-156
by sex
detailed industry, (1970 classification), by province, 1971,
1981, 1986 censuses, 93-152
industry division, by province, 1951 to 1986 censuses,
93-152

Intercity buses

industries and establishments, operating and income accounts,
employment, traffic statistics, 53-215

Interest rates

See also
Economic indicators
Inflation
Mortgages

historical data, 11-210
mortgages, housing affordability, trends, 98-130
provincial government enterprises, financial statistics, by
province, 61-204
recent data, 11-010

Internal trade

See
Domestic trade

International competitiveness, 11-010

International development

trade, 11-402E

International flights

See also
Tourism
Travel

domestic portion, number of passengers
by city, by city-pair, 51-204
transborder portion, number of passengers
by city, by city-pair, 51-205

International investments

See also
Foreign investments

Canada's position, 67-202

International payments

See also
Balance of payments

historical data, 11-210
recent data, 11-010
transfers of technology, 88-502E

International trade

See also
Balance of payments
Electric power
Exports
Imports
Shipping

balance of payments, 67-001
cereals and oilseeds, 22-007
development of, 11-402E
electric power, by province, 57-204
exports
country, H.S. chapter and province of origin, **65-003**
H.S. commodity code
by trading partners, **65-004**
by country of destination, current year data, 65-202
H.S. summary groupings, country of destination, recent
annual data, 65-202
furs, fox and mink, 23-208
grains, exports, 22-007, 22-201
high-technology products, 88-503E
historical data, 11-516E
imports
country, by H.S. chapter, and province of clearance, **65-006**
H.S. commodity code
by trading partners, **65-007**
country of origin, current year data, 65-203
H.S. summary groupings, country of origin, recent annual
data, 65-203
in services
balance of payments, 67-203
category, 1969-1984, 67-510
market research handbook, 63-224
monthly summary, 65-001
overview, by group of countries, by commodity grouping, 65-503
preliminary statement, 65-001P
questionnaires on microfiche, index, 12-205S

International travel*See also*

Tourism
Travel

Canadian residents

destinations, trips, expenses, by province of residence,

66-201

foreign, in Canada

trips, expenses, by type of transportation, by country of origin,

66-201

national and provincial counts, by type of transportation and
province of entry, 66-001

monthly, 66-001P

residents and visitors, by mode of transportation, expenditure,
87-401

total, and United States, 1969-1984, 67-510

Interprovincial migration

language spoken, by place of residence, 1981, 1986 census

mobility status, by age group, sex and province, 1986 census,
93-108

Interprovincial trade*See also*

Trade

destinations of manufacturing shipments, by industry, by
province, 31-530

Inuit*See also*

Indians
Métis

mother tongue

and home language, official languages, by province, 1986
census, 93-103

by age group, sex and province, 1981, 1986 census, 93-102

Inventions*See also*

Patents

commercialization by individual inventors, 88-510

patents, 88-504E

Inventories*See also*

Manufacturing
Merchandising

beverage industries, by industry, 32-251B

Canadian oil in the United States, in lines and tanks, monthly,
55-001

canned and frozen fruits and vegetables, 32-011

cement, 44-001

chemical and chemical products industries, by industry, 46-250B

clothing industries, by industry, 34-252B

coal products industries, by industry, 45-250B

crude oil and liquified petroleum gases, in Canada, monthly,
55-001

dairy and dairy products, 23-001

department, chain stores, wholesale merchants, monthly, 63-014

department stores, by department, by selected metropolitan
area, 63-002

electrical and electronic products industries, by industry,
43-250B

fabricated metal products industries, by industry, 41-251B

field crop report, 22-002

food commodities in cold storage, 32-217

food industries, by industry, 32-250B

frozen food, data collection and estimating procedures, 21-602E
no.2

furniture and fixture industries, by industry, 35-251B

gypsum products and joint filler compounds, monthly, 44-003

historical data, 11-210

leather and allied products industries, by industry, 33-251B

livestock report, 23-008

logging industry, by province, 25-201

lumber at sawmills

British Columbia, 35-003

east of the Rockies (excluding Newfoundland and Prince
Edward Island), 35-002

machinery industries (except electrical machinery), by industry,
42-250B

manufacturing, by major group, by industries, monthly data,
31-001

non-metallic mineral products industries, by industry, 44-250B

oils and fats, 32-006

oilseeds, 22-201

other manufacturing industries, by industry, 47-250B

paper and allied products industries, by industry, 36-250B

particleboard, 36-003

plywood, 35-001

primary metal industries, by industry, 41-250B

primary textile industries, by industry, 34-250B

process cheese and instant skim milk powder, 32-024

railway carriers, 52-215

recent data, 11-010

refined petroleum industries, by industry, 45-250B

rubber and plastic products industries, by industry, 33-250B

sugar, raw and refined, 32-013

tea, coffee, cocoa, 32-025

textile products industries, 34-251

by industry, 34-251B

tobacco products industries, by industry, 32-251B

transportation equipment industries, 42-251B

waferboard, 36-003

wholesale merchants, by major trade group and region,
percentage changes, 63-008

wood industries, by industry, 35-250B

Inventors*See also*

Patents

individuals, socio-demographic profile, productivity,
commercialization of inventions, 88-510

Investment income*See also*

Income

as an income source, individuals and aggregate income, by
income group and province, 1986 census, 93-114

Canada's international investments, 67-202

census families, MDF-3502a

economic families, MDF-3502b

elderly, 1971-1985, 13-588 no.2

government, economic accounts

annual data, 1961-1986, 13-213S

annual estimates, 13-213

individuals, MDF-3502d

Investments

See also

Foreign investments

Mortgages

Savings

Wealth

businesses

annual estimates, 1926-1986, 13-531

quarterly estimates, 1947-1986, 13-533

Canadian, abroad, 67-001, 67-202

companies, financial statistics, quarterly, 61-006

farm operation, 21-602E no.4

foreign, in Canada, 67-202

labour unions, in Canada, 71-202

private and public

by sector, revised intentions, **61-206**

intentions, by region, by province, **61-205**

security, transactions with non-residents, 67-002

IPPI

See

Industrial products price indexes

Iron and steel

See also

Iron ore

industries

annual census of manufacturers, 41-250

principal statistics, employment, inventories, 41-250B

production and shipments, 41-001

Iron ore

See also

Mines

Mining

mines, production and shipment, 26-223

Irrigation

areas, systems, source, 1986 census, Canada, by type, by province, 96-102

for each province, by type, agricultural region and census division, 96-103 to 96-112

ISPI

See

Industrial products price indexes

J**Jars**

See also

Containers

consumption by manufacturing industry, by industry, 31-212

Jewellery and silverware

industries

annual census of manufacturers, 47-250

principal statistics, employment, inventories, 47-250B

stores, retail trade, operating results, by province, 63-609

Job search, MDF-3801

activities, survey, MDF-3853

Newfoundland and Ontario, comparison study, MDF-3820

survey of unemployed not seeking employment, MDF-3821

Jobs

See

Employment

Joint filler compounds

production and shipments, monthly, 44-003

Jonquière

See

Chicoutimi-Jonquiere

Journeymen

Alberta, survey, MDF-3842

Judges

See also

Justice

Law

jurisdiction, by province, 85-511E

Juices

See

Beverages

Jurisdiction

civil courts, 85-509

courts, by province, 85-511E

Justice, 11-008E, 11-511E, 85-002

See also

Courts

Law

Police

civil courts, description and statistics, 85-509

courts, by province, 85-511E

divorce, history, 89-502E

historical data, 11-516E

legal aid, by province, 85-216

police services and officers, by level and province, 85-523

questionnaires on microfiche, 12-205M

index, 12-205S

statistics and information, history, needs and resources, 85-506E

Juvenile courts

See also

Crimes

Offences

offences, charges, by age and sex, by province, 85-522

K**Kamloops**

CT, 1986 census

dwellings, by period of construction, heating fuel

family income, by income group

household income, by income group

households, tenant, owner, rent and payments

income, by sex, by income composition, by income group

population, by home, official languages, ethnic origin,

citizenship, place of birth, immigrants, by period and age at

immigration, mobility status, education, labour force activity

by industry division and major occupation group, sex, class

of worker, 95-116
 population, dwellings, households, census and economic
 family characteristics, 95-115

Kelowna

CT, 1986 census
 dwellings, by period of construction, heating fuel
 family income, by income group
 household income, by income group
 households, tenant, owner, rent and payments
 income, by sex, by income composition, by income group
 population, by home, official languages, ethnic origin,
 citizenship, place of birth, immigrants, by period and age at
 immigration, mobility status, education, labour force activity
 by industry division and major occupation group, sex, class
 of worker, 95-118
 population, dwellings, households, census and economic
 family characteristics, 95-117

Kerosene

See also
 Fuel

stove oil, supply, sales and disposition, by province, 45-004

Kindergartens

See also
 Children
 Education
 Schools

as daycare, 71-601 no.31

Kingston

CT, 1986 census
 dwellings, by period of construction, heating fuel
 family income, by income group
 household income, by income group
 households, tenant, owner, rent and payments
 income, by sex, by income composition, by income group
 population, by home, official languages, ethnic origin,
 citizenship, place of birth, immigrants, by period and age at
 immigration, mobility status, education, labour force activity
 by industry division and major occupation group, sex, class
 of worker, 95-120
 population, dwellings, households, census and economic
 family characteristics, 95-119

Kitchener

CT, 1986 census
 dwellings, by period of construction, heating fuel
 family income, by income group
 household income, by income group
 households, tenant, owner, rent and payments
 income, by sex, by income composition, by income group
 population, by home, official languages, ethnic origin,
 citizenship, place of birth, immigrants, by period and age at
 immigration, mobility status, education, labour force activity
 by industry division and major occupation group, sex, class
 of worker, 95-122
 population, dwellings, households, census and economic
 family characteristics, 95-121
 map, CMA, 1986 census, 99-116
 population
 by age, age group, sex, marital status, mother tongue, 1986
 census
 by ethnic origin, home and official languages, by sex, 1986

census
 census families, by number of children, by family structure,
 1986 census
 immigrants, by place of birth, sex and period of immigration,
 1986 census
 in private households, by economic family status, 1986
 census
 labour force, by education, by occupation, by industry group,
 by income group, by work activity, 1986 census, 93-156

Kitchens

See also
 Households

cabinets, wooden, industries
 annual census of manufacturers, 35-250
 principal statistics, employment, inventories, 35-250B
 small appliances, domestic, production and factory shipments,
 43-003

Knitted fabrics

See also
 Textile products

industries
 annual census of manufacturers, 34-250
 principal statistics, employment, inventories, 34-250B

L

Labour

See also
 Employment
 Labour force
 Labour markets
 Labour unions
 Occupations
 Retirement
 Unemployment

employment changes, by industry, 18-501E
 nursery trades industry, by region, 22-203
 productivity indexes, historical data, 15-204
 questionnaires on microfiche, 12-205M
 index, 12-205S
 unemployment insurance
 benefit periods, 73-201
 contributors, contributions and beneficiaries, by age, by sex,
 by region, 73-201
 statistics, by province, monthly, 73-001
 annual series, 73-202S

Labour compensation

See also
 Earnings
 Salaries and wages
 Workers compensation

productivity indexes, historical data, 15-204
 workers, claims, benefits, by province, 86-501

Labour force, 11-008E

See also
 Occupations
 Unemployed
 Volunteers
 Workers

- CMAs, 12/25, atlas, 1986 census, by sex, 98-101 to 98-112
- absence from work, compensations, 71-601 no.32
- activity
- CMAs, by age group, sex and schooling level, 1986 census, 93-156
 - by age group, sex and marital status, by province, 1971, 1976, 1981, 1986 censuses, 93-111
 - by industry, by province, by sex, 71-001P
 - by sex, by province
 - by 1976 FED, 1986 census, 94-126
 - by 1987 FED, 94-134
 - by CMA and CA, 1986 census, 94-128
 - census families, by age, sex of family head, 1986 census, 93-107
 - disabled persons, 82-555E
 - by sex and education, 71-535 no.1
 - ethnic groups, by single and multiple origins, 1986 census, 93-154
 - family characteristics, by province, 1977-1984, 71-533
 - immigrant and non-immigrant population, by sex, by period of immigration, by province, 1986 census, 93-155
 - married men and women, trends, 89-509
 - men, survey, 71-206
 - migrants, MDF-3814b, MDF-3870
 - migrants, British Columbia and Alberta, MDF-3814a
 - mobility and interprovincial migration, by occupation group, industry division, by age group, sex and province, 1986 census, 93-108
 - older workers, by province, 71-208
 - population, by CD and CSD, for each province and territory, 1986 census, 94-102 to 94-124 (even)
 - survey, MDF-3853
 - women, survey, 71-205
 - work patterns survey, MDF-3801
 - youth, survey, 71-207
- age, sex, occupation, marital status, educational attainment, industry, by province
- annual averages, 1981-1988, 71-529
 - monthly estimates, 71-001
- arts and culture, statistical profile, 87-527
- Canada's north, profile, 98-122
- Caribbean immigrants, 91-536E
- census families
- unattached individuals, 98-128
 - income, by income group, by province, 1986 census, 93-117
- changes, by industry, 18-501E
- characteristics, activities and attitudes, Newfoundland and Ontario, comparison study, MDF-3820
- detailed industry, activity, sex, age group and class of worker, weeks worked in 1985, by province, 1986 census, 93-113
- detailed occupation, by industry, sex, age groups and class of worker, weeks worked in 1985, by province, 1986 census, 93-112
- disabled persons, 82-555E
 - activity, by sex and education, 71-535 no.1
 - by age, 98-126
 - highlights, 82-563E
- displaced workers, survey, MDF-3845
- earnings
- by sex, 13-217
 - hourly, by sex, age, educational attainment, 71-601 no.38
 - hours, number of employees, by industry, by province, monthly, 72-002
- economic families, income, by income group, by province, 1986 census, 93-118
- educational staff, community colleges and public trade schools, by staff position, field and province, 81-254
- employment
- by industry, by province, by sex, 71-001P
 - in research and development, 88-508E
- employment income, by detailed occupation, sex
- by detailed occupation, sex, activity, by province, 1981 census, 93-116
 - schooling level, age group, 1986 census, 93-116
- by sex
- income groups, by province, 1986 census, 93-115
 - schooling level, marital status, 1985, 98-129
- experienced
- CMAs, by occupation and industry group, by sex, by income group, work activity, 1981, 1986 census, 93-156
 - by detailed industry, (1970 classification), by province, 1971, 1981, 1986 censuses, 93-152
 - by industry division
 - by occupation type, Canada, Montreal, Toronto, Vancouver, trends, 98-135
 - by province, 1951 to 1986 censuses, 93-152
- farm operators, 1986 census, age-sex distribution, marital status, education, income, off-farm work, families, 96-114
- farming, 21-602E no.4
- general perspectives, quarterly, 75-001E
- historical data, 11-210, 11-516E
- households, income by income group, by province, 1986 census, 93-119
- immigrants, by place of birth, 91-527E
- industry division and major occupation groups, CAs and CTs, 1986 census, 95-102 to 95-174 (even)
- inner city areas, trends, 98-123
- labour unions, memberships and financial statistics, 71-202
- market research handbook, 63-224
- metropolitan area, economic region
- annual averages, 1981-1988, 71-529
 - monthly estimates, 71-001
- musicians, performers and composers, employment income, 87-530
- New Brunswick, 11-608
- occupations, by sex and detailed occupation, 1986 census, 93-157
- participation
- annual averages, 1981-1988, 71-529
 - disabled persons residing in households, demography, lifestyle, by subprovincial, metropolitan area and province, 82-603 to 82-614
 - farm population, by sex, 98-133
 - methodology, supplementary measures, 71-601 no.41
 - monthly estimates, 71-001
 - older workers, labour market activity survey, by province, 71-208
 - seasonally adjusted estimates, by age-sex distribution, by metropolitan and economic areas, 71-001P
 - historical data, 71-201
 - wives with children aged 5 or under, 98-127
- women
- by age, education, number of children, marital status, trends, 98-125
 - statistical report, 89-503E
- persons available for work but not seeking employment, MDF-3821
- postsecondary graduates, labour market, 89-518
- profile, by industry, employers and owners, 71-535 no.3
- recent data, 11-010
- schooling level, by age and sex
- Canada and provinces, 1971-1981, 13-579, 13-579S

- education, 1986 census, 93-110
- self-employment
 - by industry, 71-535 no.3
 - description and trends, 71-536
 - overview and trends, 71-601 no.45
- survey, selected demographic, socio-cultural, employment characteristics, by province and economic region, 1986 census, 71-535 no.5
- total income, by sex and income group, by province, 1986 census, 93-114
- union members, MDF-3830
- university and college full-time teachers, salaries and salary scales, by institution, 81-258, 81-258P, 81-258S
- unpaid family work, trends, 71-535 no.2
- volunteer workers, MDF-3806, MDF-3865
- women, participation, 71-534
 - by industry division, occupation type, marital status, trends, 98-125
- work injuries, 72-208
- work reduction survey, MDF-3831
- workers compensation, by province, 86-501
- youth, employment, trends, 1981-1986, 98-124

Labour force mobility

- inter and intra-employer, survey, MDF-3853

Labour market

- activity survey, MDF-3853
 - men, 71-206
 - older workers, by province, 71-208
 - women, 71-205
 - youth, 71-207
- demographic trends, 71-603E
- disabled persons, activity, by sex and education, 71-535 no. 1
- fluctuations, 71-601 no.33
- general perspectives, quarterly, 75-001E
- historical data, 11-210
- job opportunities survey, MDF-3821
- Newfoundland and Ontario, comparison study, MDF-3820
- postsecondary graduates, trends, 89-518
- recent data, 11-010
- trends, by industry group, 1951-1984, 89-507E

Labour unions

- See also Labour
- employees, and non-unionized employees, hourly earnings, 71-601 no.38
- membership, MDF-3804
- membership, survey, MDF-3830, MDF-3853
- memberships and financial statistics, 71-202

Labour units, average

- See Average labour units

Lambs

- See also Persian lamb
Sheep
- number on farms
 - 1986 census, 1971 to 1986 census data, Canada, by type, by province, 96-102
 - for each province, by type, agricultural region and census division, 96-103 to 96-112

- farm values, prices, slaughterings, exports, imports, 23-203

Laminates

- See also Veneer and plywood

- decorative and backing (high pressure), factory shipments, 47-005

Lamps

- See also Electric lighting
Electricity

- electric lighting, sales including imports, monthly, 43-009

Land conversion

- See also Environment

- human activity and the environment, 11-509E

Land use

- agriculture
 - area, 1986 census, 1971 to 1986 census data, Canada, by type, by province, 96-102
 - for each province, by type, agricultural region and census division, 96-103 to 96-112
 - spatial distribution, 96-113
- human activity and the environment, 11-509E

Lands and forests

- See also Natural resources
- historical data, 11-516E

Languages

- See also Bilingualism
Communications
Mother tongue
- education, minority and second language, by province and level, 81-257
- education, second language training, MDF-3849
- ethnic diversity, distribution, immigration, trends, 98-132
- ethnic groups, by single and multiple origins, 1986 census, 93-154
- families, MDF-3503, MDF-3504
- home and official, by province
 - by 1976 FED, 1986 census, 94-126
 - by 1987 FED, 94-134
 - by CMA and CA, 1986 census, 94-128
- immigrant and non-immigrant population, by mother tongue, home and official languages, by period of immigration, by province, 1986 census, 93-155
- migrants, MDF-3814b, MDF-3870
- migrants, British Columbia and Alberta, MDF-3814a
- mother tongue
 - home spoken, official, by age group, sex and province, 1986 census, 93-103
 - retention and transfer, by sex, by province, 1986 census, 93-153
- official and spoken at home, Canada and regions, trends, 98-131
- social mobility and time use, MDF-3890
- spoken at home, labour force survey, by province and economic

region, 1986 census, 71-535 no.5

Lard

See *also*

Animal products
Oils and fats

imports and exports, consumption, 23-203

Latitude

See

Geographical co-ordinates

Laundries

See *also*

Personal services

number of businesses, total revenue, by province, by revenue
size, revenue by source, client base, expenses,
part-time/full-time employment, 63-233

Law

See *also*

Courts
Justice
Police

civil courts, description and statistics, 85-509
courts, by province, 85-511E
divorce and family, history, 89-502E
enforcement, 85-002
police services and officers, by level and province, 85-523
environmental legislation, 11-509E

Lawyers

legal aid, by province, 85-216

Lead

See *also*

Mines
Mining
Metals

mineral production, by province, 26-202
mines
production and shipment, 26-223
prices, in Canadian and U.S. dollars, 26-201

Leading indicators

See *also*

Economic indicators

historical data, 11-210
recent data, 11-010

Leather and allied products

See *also*

Footwear

industries

annual census of manufacturers, 33-251
capacity utilization rates, quarterly, 31-003
consumption of containers and other packaging supplies,
31-212
destination of shipments, by province, by industry, 31-530
employment, by province, by industry, 31-203
financial statistics, quarterly, 61-003
preliminary data, 61-003P
orders, monthly data, 31-001

principal statistics

by province, by industry, 31-203

employment, inventories, by industry, 33-251B

shipments by major group of industries, monthly data, 31-001
stocks and shipments, by product type, monthly data, 31-001

Legal aid

See *also*

Justice

services, expenditures, by province, 85-216

Legal services, 11-402E

Leisure activities

See

Recreation

Lethbridge

CT, 1986 census

dwellings, by period of construction, heating fuel
family income, by income group
household income, by income group
households, tenant, owner, rent and payments
income, by sex, income composition, income group
population, by home, official languages, ethnic origin,
citizenship, place of birth, immigrants, by period and age at
immigration, mobility status, education, labour force activity
by industry division and major occupation group, sex, class
of worker, 95-124
population, dwellings, households, census and economic
family characteristics, 95-123

Lettuce

See *also*

Vegetables

production, area, farm value, by province, 22-003

Liabilities

credit unions, by province, 61-209
electric power utilities, 57-202
federal government
enterprises, by industry division, 61-203
finance, 68-211
government, financial management statistics, operations manual,
68-507E
local government finance, actual, 68-204
oil pipeline transport industry, 55-201
provincial government
enterprises, by province, by industry, 61-204
finance, actual, 68-209

Libraries

See *also*

Archives

activities, synopsis, 87-001, 87-004
arts and culture, statistical profile, 87-527
economic impact, 87-532
holdings, 87-205, 87-205S
municipal, provincial and federal expenditures
by province, 87-206
overview, 87-517
personnel, 87-205, 87-205S
science and technology, 88-002

Licences and permits

See also

Building permits

road motor vehicles, number, by province, 53-219

Life expectancy

See also

Health

Mortality

Vital statistics

elderly, 89-515

health services, 82-540E

health status and demographic indicators, 82-543

life tables, Canada and province, by sex, 84-532

longevity and historical life tables, by province, 89-506

marital status, 84-536E

projections for 1989-2011, by province, 91-520

Life insurers

See also

Insurance

financial statistics, quarterly, 61-006

Life tables

See also

Life expectancy

Canada and province, by sex, 84-532

historical series, by province, 89-506

marital status, concept and definition, 84-536E

Lifestyle, 11-511E

See also

Expenses

Family wealth

Health

Households

Income

Recreation

adults, 11-612E no.1

disabled persons residing in households, demography, lifestyle,
by subprovincial, metropolitan area and province, 82-603 to
82-614

elderly, 11-519E

health aspects, MDF-3217

health aspects, survey, MDF-3836

health promotion, MDF-3828

living alone, 11-518E

lone-parent families, 11-520E

women, health profile, 82-542E

youth

alcohol consumption, smoking, physical activity, preventive

health practices, 82-545E

trends, 1981-1986, 98-124

Light bulbs

See also

Electric lighting

incandescent, sales including imports, monthly, 43-009

Light trucks

See also

Motor vehicles

number operated, kilometres driven, fuel consumed, fuel
consumption ratio, fuel consumption survey, 53-007**Lima beans**

See also

Beans

Dry beans

frozen, packed annually, by region, 32-023

Lime

See also

Cement

Construction

industries

annual census of manufacturers, 44-250

principal statistics, employment, inventories, 44-250B

Linoleum

See

Floor, tile, linoleum and coated fabric

Liquified petroleum gas

See also

Butane

Fuel

Natural gas

Petroleum products

Propane

net sales, by province, 53-218

production, by month, by province, 26-006

Liquor control

See also

Alcoholic beverages

Retail

retail selling of alcoholic beverages, 63-202

Livestock, 21-522E

See also

Animal products

Cattle

Farms

Meat

Poultry

Sheep

expenses, farm accounts, 21-602E no.4

farm cash receipts, by province, quarterly, 21-001

farm product price index, by province, 62-003

numbers on farms

1986 census, 1971 to 1986 census data, Canada, by type,
by province, 96-102for each province, by type, agricultural region and census
division, 96-103 to 96-112

by province, 23-008

farm values, consumption and stocks, 23-203

spatial distribution, by type, 1986 census, trends, 96-113

Living alone

See also

Unattached individuals

by age and sex, 11-518E

percentage of households, 98-127

Loans

See also

Banks

Financial institutions

Interest rates

credit unions, by province, 61-209

personal, financial activity tables, 61-006

Local government

See also

Government

Municipalities

employment and payroll, monthly, 72-009

expenditures, on culture

by function and province, 87-206

heritage institutions, 87-207

overview, 87-517

performing arts companies, 87-209

finance, revenue and expenditures, 68-204

financial flows, recent quarterly data, 13-014, 13-214

national balance sheets, 13-214

revenue and expenditures

by province, 13-213

annual data, 1961-1986, 13-213S

national accounts, 13-201

value of construction work purchased, new and repair, by type of structure, 64-201

Logging, 25-202

See also

Forestry

Forests

Lumber

Paper and allied products

Particleboard

Plywood

Pulp and paper

Sawmills

Veneer and plywood

Wood

activity

inventories, inputs and materials and supplies used, by commodity, 25-201

production by province, 25-201

capital and repair expenditures, by province, 25-202

domestic and foreign control of establishments, 31-401, 31-401P

industrial organization and concentration, 31-402, 31-402P

industries, 25-202

principal statistics

by industry and country of control, Canada, 31-401, 31-401P

by province, manufacturing industry group and country of control, 31-401, 31-401P

inventories, inputs and materials and supplies used, by commodity, 25-201

occupational classification, 12-565E

production, imports and exports, by province, 25-202

shipments, by product, by province, 25-202

Logs and bolts

production, by province, 25-201

London

CT, 1986 census

dwellings, by period of construction, heating fuel

family income, by income group

household income, by income group

households, tenant, owner, rent and payments

income, by sex, income composition, income group

population, by home, official languages, ethnic origin,

citizenship, place of birth, immigrants, by period and age at

immigration, mobility status, education, labour force activity

by industry division and major occupation group, sex, class of worker, 95-126

population, dwellings, households, census and economic

family characteristics, 95-125

map, CMA, 1986 census, 99-116

population,

age, age group, sex, marital status, mother tongue, 1986 census

census families, by number of children, by family structure, 1986 census

ethnic origin, home and official languages, by sex, 1986 census

immigrants, by place of birth, sex and period of immigration, 1986 census

in private households, by economic family status, 1986 census

labour force, by education, occupation, industry group,

income group, work activity, 1986 census, 93-156

Lone-parent families

See also

Children

Divorces

Families

Marriages

Unattached individuals

CAs and CTs, 1986 census, 95-101 to 95-173 (odd)

census families, income, by income group, by province, 1986 census, 93-117

demographic trends, teaching kit, 11-520E

distribution, by sex, by CD and CSD, for each province and territory, 1986 census, 94-101 to 94-124

economic families, income, by income group, by province, 1986 census, 93-118

expenditures, 62-555, MDF-3503, MDF-3504

family census data, users guide, 99-113

family size, sex and age group of parent, by province, postcensal estimates, 91-204

in private households, by sex of parent, 1986 census, 93-106

income, MDF-3502a, MDF-3502b

inner city areas, trends, 98-123

labour force

annual averages, 1981-1988, 71-529

monthly estimates, 71-001

living arrangements, teaching kit, 11-520E

occupations, by sex and detailed occupation, 1986 census, 93-157

sex, by province

by 1976 FED, 1986 census, 94-125

by 1987 FED, 94-133

by CMA and CA, 1986 census, 94-127

sex, Canada and provinces, urban areas by size, farm and

non-farm rural areas, CA and CMA, 1986 census, 94-129
 size, by sex and age group of parent, by province, 91-529
 structure and type, labour force activity, occupation, schooling
 level and mobility status of heads, income, tenure, type and
 age of dwelling, number and age group of children at home,
 by province, 1986 census, 93-107

trends, 89-509

women, 98-127

CMA, 12/25, atlas, 1986 census, 98-101 to 98-112

statistical report, 89-503E

young family home owners, 11-517E

Longevity

See also

Life expectancy

historical life tables, by province, 89-506

Longitude

See

Geographical co-ordinates

Low income, 13-207

See also

Income

Wealth

CMA, 12/25, atlas, 1986 census, 98-101 to 98-112

census families and unattached individuals, trends, 98-128

economic families, MDF-3502b, MDF-3502c

economic families, income, by income group, by province, 1986
 census, 93-118

families, labour force survey, by province and economic region,
 1986 census, 71-535 no.5

household facilities, 13-218

immigrants, by place of birth, 91-527E

individuals, legal aid, by province, 85-216

population, by CD and CSD, for each province and territory,
 1986 census, 94-102 to 94-124 (even)

Lubricating oil and grease

See also

Petroleum products

industries

annual census of manufacturers, 45-250

principal statistics, employment, inventories, 45-250B

supply, sales and disposition, by province, 45-004

Luggage, purses and handbags

See also

Leather and allied products

industries

annual census of manufacturers, 33-251

principal statistics, employment, inventories, 33-251B

Lumber

See also

Forestry

Logging

Paper and allied products

Particleboard

Plywood

Pulp and paper

Sawmills

Veneer and plywood

Wood

softwood and hardwood

by province, 35-250

exports, 25-202

production, export and domestic shipments, stocks of hardwood
 and softwood

British Columbia 35-003

east of the Rockies, 35-002

Lynx

See also

Furs

pelts, exports, 23-208

M

Machine parts

See also

Machinery and equipment

industries

annual census of manufacturers, 41-251

principal statistics, employment, inventories, 41-251B

Machinery and equipment

See also

Turbines

capital expenditures, by industry, goods-producing and service
 industries, 13-211

price indexes, historical data, 1936-1983, 13-568

expenses, farm accounts, 21-602E no.4

farm, 1986 census, Canada, by type, by province, 96-102

for each province, by type, agricultural region and census
 division, 96-103 to 96-112

household, MDF-3506

household, key file, MDF-3502e

industries

annual census of manufacturers, (except electrical), 42-250

capacity utilization rates, quarterly, 31-003

consumption of containers and other packaging supplies,
 31-212

definitions and classification index, 12-570E

destination of shipments, by province, by industry, 31-530

employment, by province, by industry, 31-203

financial statistics, quarterly, 61-003

preliminary data, 61-003P

orders, monthly data, 31-001

principal statistics, by province, by industry, 31-203

shipments by major group of industries, monthly data, 31-001

stocks and shipments, by product type, monthly data, 31-001

price index, quarterly, 62-007

rental

and leasing, establishments, total revenue, by province,
 63-232

with operator, contractors, establishments, output, labour,
 revenue and expenditures, by province, 64-210

Magnetic tapes

See

Microdata

Mail

See also

Postal service

air carrier traffic, by airport, 51-005

Mail-order

sales, by commodity and by commodity group, 63-218

Malt and malt flour

See also

Grains

industries

annual census of manufacturers, 32-250

principal statistics, employment, inventories, 32-250B

Manitoba

See also

Provinces

CDs, CSDs, CMAs, CAs, urban areas, population, 1981, 1986,

urban, rural, national and provincial ranks, decreasing order,

dwellings, land area, population density, 1986 census, 92-115

EAs, 1981 and 1986 equivalents, by 1981, 1986 codes, 1986 census, 99-127

accommodation service industry, total revenue, 63-204

adult correctional services, expenses, inmates, 85-211

agriculture, 1986 census, farms and farm operators, crops, livestock, poultry, irrigation, machinery and equipment, by agricultural region and census division, 1971 to 1986 census, 96-109

building permits

annual summary, 64-203

monthly, 64-001

business services, total revenue, by service, 63-232

capital and repair expenditures, revised intentions, 61-206

census families

husband-wife families and lone-parent families, 91-529

postcensal estimates, 91-204

income, by income group, by province, 1986 census, 93-117

cardiovascular diseases, mortality rates, 82-544

cereals and oilseeds review, 22-007

civil courts, 85-509

community colleges

related institutions, enrolment and graduates, 81-222

vocational schools, educational staff, 81-524

courts, 85-511E

crimes, police reported, by offence, 85-205

criminal injuries, compensation, 86-502

destination of shipments, by province, by industry, 31-530

disabled persons residing in households, demography, lifestyle,

labour force participation, education, health, by subprovincial area and Winnipeg, 82-609

dwellings and households, 1986 census, 93-104, 93-105

earnings

1986 census, 93-115

by detailed occupation, sex, activity, 1981, 1986 census, 93-116

economic accounts

annual data, 1961-1986, 13-213S

annual estimates, 13-213

preliminary estimates, 13-213P

economic families, income, by income group, by province, 1986

census, 93-118

education

enrolment, expenditures, by type of institution, 81-220

financial statistics, all levels and by level of education, 81-208

electric power, capacity and loads, imports, exports, 57-204

elementary and secondary schools, enrolment, 81-210

energy supply and demand, by type, by sector, 57-003

ethnic groups, by single, multiple origins, 1986 census, 93-154

ethnic origins, immigration and citizenship, 1986 census, 93-109

expenditures on culture, by function, 87-206

families, 1986 census, 93-106, 93-107

federal expenditures on science and technology, 88-204

federal government, scientific and technological establishments, directory, 88-206

government

enterprises, financial statistics, 61-204

finances, revenue and expenditures, 68-207

grain trade, 22-201

gross domestic product, by industry, 15-203

historical economic data, 11-210

households, income, by income group, 1986 census, 93-119

housing starts and completions, 64-002

immigrants and non-immigrants, 1986 census, 93-155

income, individuals, 1986 census, 93-114

international travellers entering the province, 66-001, 61-001P

juvenile courts, 85-522

labour force

activity, 1986 census, 93-111

annual averages, 1981-1988, 71-529

by detailed industry, 1986 census, 93-113

by detailed occupation, 1986 census, 93-112

by sex

by detailed industry (1970 classification), 1971, 1981, 1986 censuses, 93-152

by industry division, 1951 to 1986 censuses, 93-152

monthly estimates, 71-001

survey, by economic region, 71-535 no.5

languages, mother tongue, bilingualism, by age group, sex, 1986 census, 93-103

legal aid, services and expenditures, 85-216

leisure and personal service industries, 63-233

life tables, by sex, 84-532

longevity and historic life tables, 89-506

manufacturing industries, principal statistics, 31-203

maps, census divisions and subdivisions, 1986 census, 99-115

men, labour market activity survey, 71-206

minority and second language education, elementary and secondary levels, 81-257

mobility and interprovincial migration, 1986 census, 93-108

mother tongue

by age group, sex, 1981, 1986 census, 93-102

retention and transfer, 93-153

nurses, employment, education, demography, 83-226

occupations

by sex and detailed occupation, 1986 census, 93-157

older workers, labour market activity survey, 71-208

place names, reference list, by classification code, by province, population, 1986 census, 92-123

police services and officers, federal, provincial and municipal levels, 85-523

population

age, sex and marital status distribution, by single years, age group, by province, 1986 census, 93-101

age-sex distribution, intercensal annual estimates, 1981-1986, 91-518

demographic statistics, postcensal annual estimates, 91-210

detailed characteristics, home and official languages, ethnic

origin, citizenship, birthplace, immigrants, mobility,

education, occupations, income, by CD and CSD, 1986

census, 94-114

dwellings

tenure and type, by CD and CSD, 1986 census, 94-113

period of construction, heating system and fuel, 1986

census, 94-114

marital status, age-sex distribution, sex ratio, intercensal

- annual estimates, 1981-1986, 91-519
- projections, 1989-2011, fertility, life expectancy, sex ratio, age-sex distribution, population growth, 91-520
- quarterly and annual demographic statistics, interprovincial migration, 91-002
- selected characteristics, density, age-sex distribution, marital status, mother tongue, census and economic families, by CD and CSD, 1986 census, 94-113
- private and public investments, intentions, 61-205
- railways, revenue freight, by commodity, 52-211
- recent economic data, 11-010
- reference list
 - of EAs, by CSD, CD, 1986 census, 99-120
 - of EAs, by CSD, CD, PCT, 1986 census, 99-125
- research and development expenditures, by activity sector, 88-001
- retail trade
 - chain and independent stores, 63-005
 - independent retailers, sales per selling area, by type of store, location, by quantity and by province, 61-522
 - sales and receipts, number of locations, by type, 63-223
- schooling level, by detailed field of study, 1986 census, 93-110
- television viewing time and distribution by origin and type of programme and origin of station, 87-208
- universities
 - revenue and expenditures, trends, 81-260
 - tuition, additional fees and living accommodation costs, by institution, 81-219
- value of construction work purchased, new and repair, by type of structure, 64-201
- women, labour market activity survey, 71-205
- workers compensation boards, 86-501
- youth, labour market activity survey, 71-207

Manufacturing

See also

Industries

- activity, summary of inputs, by industry
 - beverage and tobacco industries, 32-251
 - chemical and chemical products industries, 46-250
 - clothing industry, 34-252
 - electrical and electronic products industries, 43-250
 - fabricated metal products industries, 41-251
 - furniture and fixtures industries, 35-251
 - leather and allied products industries, 33-251
 - machinery industries (except electrical machinery), 42-250
 - non-metallic mineral products, 44-250
 - other manufacturing industries, 47-250
 - paper and allied products industries, 36-250
 - primary metal industries, 41-250
 - primary textile industries, 34-250
 - printing, publishing and allied industries, 36-251
 - rubber and plastic products industries, 33-250
 - refined petroleum and coal products industries, 45-250
 - textile products industries, 34-251
 - transportation equipment industries, 42-251
 - wood industries, by province, 35-250
- aggregate productivity measures, historical data, 15-204
- biscuit production, 32-026
- CANSIM, Minibase series directory, 12-569E
- capital and repair expenditures, by product, revised intentions, 61-206
- commodity classification, 12-580E
- directory to microdata, 11-514E
- domestic and foreign control of establishments, 31-401,

31-401P

- energy demand, by province, 57-003
- expenditures, intentions, by region, by province, 61-205
- federal government enterprises, financial statistics, 61-203
- government aid, 11-402E
- historical catalogue, 11-512E
- historical data, 11-210, 11-516E
- human activity and the environment, 11-509E
- industrial organization and concentration, 31-402, 31-402P
- industrial research and development, 88-202
- industries
 - beverage and tobacco, 32-251
 - capacity utilization rates, quarterly, 31-003
 - capital and repair expenditures, intentions, 61-214
 - chemical and chemical products, 46-250
 - clothing, 34-252
 - consumption of containers and other packaging supplies, 31-212
 - definitions and classification index, 12-570E
 - destination of shipments, by province, 31-530
 - electrical and electronic products, 43-250
 - employment, by province, by industry, 31-203
 - fabricated metal products, 41-251
 - fixed capital flows and stocks, 13-211
 - by industry, historical data, 1936-1983, 13-568
 - footwear, production, by type of shoe, 33-002
 - furniture and fixtures, 35-251
 - industrial classification, 12-501E
 - industrial product price indexes, 62-556
 - labour force
 - CMAs, 1981, 1986 census, 93-156
 - by age group, sex, class of worker, weeks worked in 1985, by industry, by province, 1986 census, 93-113
 - by detailed industry, sex, age group and class of worker, by province, 1986 census, 93-113
 - by sex
 - by detailed industry, (1970 classification), by province, 1971, 1981, 1986 censuses, 93-152
 - by industry division, by province, 1951 to 1986 censuses, 93-152
 - laminates, decorative and backing, shipments, 47-005
 - leather and allied products, 33-251
 - machinery (except electrical machinery) 42-250
 - non-metallic mineral products, 44-250
 - number of employees, salaries and wages, by industry, by province, monthly, 72-002
 - occupations, by sex and detailed occupation, 1986 census, 93-157
 - other
 - annual census of manufacturing, 47-250
 - capacity utilization rates, quarterly, 31-003
 - consumption of containers and other packaging supplies, 31-212
 - destination of shipments, by province, by industry, 31-530
 - employment, by province, by industry, 31-203
 - financial statistics, quarterly, 61-003
 - preliminary data, 61-003P
 - principal statistics
 - by province, by industry, 31-203
 - employment, inventories, 47-250B
 - shipments and stocks, monthly data, 31-001
 - paper and allied products, 36-250
 - persons who worked in 1985, by detailed industry, by sex, labour force activity, weeks worked, total and mostly full-time, by province, 1986 census, 93-113
 - primary metal, 41-250

primary textiles, 34-250

principal statistics

- census division, by major group of industries, 31-209
- census metropolitan areas, by major group and industry, 31-209
- economic regions, by major group of industries, 31-209
- industry and country of control, Canada, 31-401, 31-401P
- province, by industry, 31-203
- province, manufacturing industry group and country of control, 31-401, 31-401P
- specified census agglomerations, by major group and industry, 31-209
- specified municipalities, by province and by major group, 31-209

printing, publishing and allied industries, 36-251

periodicals, 87-203

products shipped, by Canadian manufacturers, value and volume, 31-211

related to mining and mineral industries, 26-201

refined petroleum and coal products, 45-250

rubber and plastic products, 33-250

textile products industries, 34-251

transportation equipment, 42-251

wood, 35-250

industry, manufacturing, capital and repair expenditures, intentions, 61-214

New Brunswick, 11-608

occupational classification, 12-565E

provincial government enterprises, financial statistics, by province, 61-204

recent data, 11-010

research and development, expenditure price indexes, 88-509

shipments

- destinations, by industry, by province, 31-530
- industry groups and industry, by Canada and province, 31-530
- inventories and orders, monthly data, 31-001

statistical areas

- principal statistics, by major group of industries, 31-209

trade, 11-002E

value of construction work purchased, new and repair, by type of structure, 64-201

Maple

See also

Sugar
Sugars and syrups

products

production and value, by province, 23-211

tapping, 1986 census, 1971 to 1986 census data, Canada, by type, by province, 96-102

for each province, by type, agricultural region and census division, 96-103 to 96-112

Maps

CMAAs, CAs, 1986 census, 99-116

census divisions, census subdivisions, 1986 census, 99-115

economic regions, census divisions and manufacturing statistical areas, 31-209

geographical classification, 12-572

Statistics Canada, 1986 census products

- final edition, 99-103E
- preliminary edition, 99-102E

Margarine

See also

Oils and fats

production, sales and stocks, monthly, 32-006

Marinas

See also

Boats

number of businesses, total revenue, by province, by revenue size, revenue by source, client base, expenses, part-time/full-time employment, 63-233

Marine transport

See

Water transport

Marital status

See also

Divorces
Marriages
Population
Remarriage
Unattached individuals

CAs and CTs, population, 1986 census, 95-101 to 95-173 (odd)

CDs and CSDs for each province and territory, 1986 census, 94-101 to 94-124

Canada and provinces, urban areas by size, farm and non-farm rural areas, CA and CMA, 1986 census, 94-129

Caribbean immigrants, 91-536E

duration, trends, 89-517E

elderly, 11-519E

farm operators, 1986 census, 96-114

farm population, 98-133

income, overview 1951-1981, 13-581E

intercensal annual estimates, 1981-1986, by province, 91-519

labour force

activity, by age group, sex, by province, 1986 census, 93-111

annual averages, 1981-1988, 71-529

monthly estimates, 71-001

life table analysis, by sex, 84-536E

living alone, 11-518E

lone-parent, 11-520E

occupations, by sex and detailed occupation, 1986 census, 93-157

population, by age-sex distribution, by single years, age group, by province, 1986 census, 93-101

postcensal and intercensal estimations, 91-528E

provinces

by 1976 FED, 1986 census, 94-125

by 1987 FED, 94-133

by CMA and CA, 1986 census, 94-127

trends, 98-127

women, labour force

participation, 71-534

unemployment, 1986, 98-125

Market

audiovisual products, sound recordings, 87-202

film industry, 87-204

periodical publishing industry, 87-203

Market and non-market bonds

provincial government, 68-209

Market research

handbook, 63-224

Market shares

department stores, 63-002

passenger cars, new, sales, by origin, 63-007

Marketing

See

Advertising services

Marriages

See also

Children

Divorces

Families

Lone-parent families

Unattached individuals

age, sex and marital status distribution, by single years, age

group, by province, 1986 census, 93-101

duration, trends, selected statistics, 89-517E

families, trends, 89-509

family history survey, MDF-3839

life table analysis, by sex, 84-536E

local area, 84-542

population structure and dynamics, health status, life expectancy,
82-543

quarterly and annual data, by province, 91-002

trends, 91-209E

Marten

See also

Furs

pelts, exports, 23-208

Masonry

See

Cement

Master's degree

See also

Education

Post-secondary education

Universities

enrolment, by province, field of study, registration status, sex,
81-204

Matched corporations

financial statistics, 61-207

Materials and supplies

See also

Fabricated materials

used, by commodity

beverage and tobacco industries, 32-251

chemical and chemical products industries, 46-250

clothing industry, 34-252

electrical and electronic products industries, 43-250

fabricated metal products industries, 41-251

furniture and fixtures industries, 35-251

leather and allied products industries, 33-251

machinery industries (except electrical machinery), 42-250

non-metallic mineral products, 44-250

other manufacturing industries, 47-250

paper and allied products industries, 36-250

primary metal industries, 41-250

primary textile industries, 34-250

printing, publishing and allied industries, 36-251

refined petroleum and coal products industries, 45-250

rubber and plastic products industries, 33-250

textile products industries, 34-251

transportation equipment industries, 42-251

wood industries, by province, 35-250

Maternity

absence from work due to, MDF-3805

benefits, unemployment insurance, by province

annual series, 73-202S

monthly, 73-001

leave, benefits, problems returning to work force, MDF-3851

Mats

See

Carpets, mats and rugs

Mattresses

See also

Furniture

industries

annual census of manufacturers, 35-251

principal statistics, employment, inventories, 35-251B

Meat

See also

Animal products

Cattle

Lambs

Livestock

consumption, per capita, 23-203

frozen stocks, 32-217

industries

annual census of manufacturers, 32-250

principal statistics, employment, inventories, 32-250B

poultry

supply and disposition, by province, 23-202

supply and disposition

consumption per capita, 32-229

consumption per capita, data sources, conversion factors,
32-509E

Mechanical contractors

See also

Contractors

establishments, output, labour, revenue and expenditures, by
province, 64-204

Medical history

family, individual, MDF-3217

Medical personnel

See

Health personnel

Medical services

See also

Hospitals

utilisation, 82-540E

Men

See also

Families

Husbands

disabled persons, activity, by educational attainment, 71-535
no.1

earnings, 13-217

hourly, by age group and educational attainment, 71-601
no.38

educational staff, community colleges and public trade schools,
by staff position, field and province, 81-254

elderly, 11-519E

longevity, health, 89-515

employment

metal mines, 26-223

non-metal mines, 26-224

enrolment in universities, part-time, full-time, by level, by
province, 81-204

income, overview 1951-1981, 13-581E

labour force

annual averages, 1981-1988, 71-529

monthly estimates, 71-001

provinces, by industry, 71-201

labour market activity survey, by province, 71-206

labour union memberships, 71-202

life tables, Canada and province, 84-532

marital status, life table analysis, 84-536E

occupational mortality, by cause, British Columbia, 84-544

occupations, by age group, sex, marital status, mother tongue,
ethnic origin, period of immigration, schooling level, class of
worker, industry division, employment income, family
characteristics, by occupation, (1980 classification), 1986
census, 93-157

paid workers and self-employed, 71-536

population structure and dynamics, health status, life expectancy,
82-543

schooling level, field of study, employment, income, trends,
98-134

television viewing time, anglophones, francophones, by province,
age group, 87-208

unemployment insurance contributions and benefits, by age,
province, 86-506

university teachers, full-time, number, age, citizenship and
salaries, by rank, field, highest degree earned, by region,
81-241

Men's clothing

See also

Clothing

industries

annual census of manufacturers, 34-252

principal statistics, employment, inventories, 34-252B

retail trade, operating results, by province, 63-603

Mental disorders

See also

Hospitals

residential care facilities, by type of disorder, 83-238

Mental health

See also

Health

women, health profile, 82-542E

youth, 82-545E

Mentally disabled

See also

Disabled persons

residential care facilities, 82-003S, 83-238

Merchandise

high-technology products, international trade, 88-503E

railways

freight, origin and destination, 52-216

revenue freight, by commodity, 52-211

Merchandise exports

See also

Merchandising

historical data, 11-210

recent data, 11-010

Merchandise imports

commodity group, section, category, by domestic and foreign

controlled importers, by detailed producer industry, 67-509

historical data, 11-210

recent data, 11-010

Merchandising

See also

Inventories

Retail trade

Wholesale trade

inventories, 63-014

market research handbook, 63-224

trade

balance of payments, 67-001

exports

country, by H.S. chapter and province of origin, 65-003

H.S. commodity code

country of destination, current year data, 65-202

trading partners, 65-004

H.S. summary groupings, country of destination, recent
annual data, 65-202

imports

country, by H.S. chapter, and province of clearance,
65-006

H.S. commodity code

country of origin, current year data, 65-203

trading partners, 65-007

H.S. summary groupings, country of origin, recent annual
data, 65-203

international, 65-001

by group of countries, by commodity grouping, 65-503

principal trading area, 65-001P

Metal rolling

industries

annual census of manufacturers, 41-250

principal statistics, employment, inventories, 41-250B

Metal workers

See also

Occupations

Workers

occupational mortality, by cause, British Columbia, 84-544

Metals

See also

Mines

Mining

Names of minerals

dies and moulds, industry

annual census of manufacturers, **41-251**

principal statistics, employment, inventories, **41-251B**

fabricating industries, financial statistics, quarterly, 61-003

preliminary data, 61-003P

fasteners, industry

annual census of manufacturers, **41-251**

principal statistics, employment, inventories, **41-251B**

historical data, 11-210

international trade, 65-503

mines, financial statistics, quarterly, 61-003

preliminary data, 61-003P

packaging supplies

consumption by manufacturing industries, by industry, 31-212

prices of copper, lead, zinc and silver, in Canadian and U.S.

dollars, 26-201

primary metal industries

annual census of manufacturers, **41-250**

principal statistics, employment, inventories, **41-250B**

steel, production and shipments, 41-001

production, 26-202, 26-223

products

industries

annual census of manufacturers, 41-251

capacity utilization rates, quarterly, 31-003

consumption of containers and other packaging supplies,
31-212

definitions and classification index, 12-570E

destination of shipments, by province, by industry, 31-530

employment, by province, by industry, 31-203

orders, monthly data, 31-001

principal statistics

by province, by industry, 31-203 employment,

inventories, **41-251B**

shipments by major group of industries, monthly data,

31-001

stocks and shipments, by product type, monthly data,

31-001

recent data, 11-010

Methodology

See also

Bibliometrics

Classification

Surveys

➤ census handbook, 99-104E

consumer price index

teaching kit, 62-603E

user guide, 62-557E

farm income accounts, 21-603E

farm income and expenses, 21-601E no.10

food consumption statistics, 32-509E

industrial product price indexes, 62-556

price level measurements, seasonality, 62-602

questionnaires on microfiche, 12-205M

sampling, guide, non-mathematical, 12-602E

➤ survey questionnaires, design and development, 12-519E

surveys, 12-001

unemployment, supplementary measures, 71-601 no.41

Métis, 11-511E

See also

Native peoples

ethnic groups, by single and multiple origins, 1986 census,
93-154

Metropolitan areas

See also

Census metropolitan areas

building permits

annual summary, 64-203

monthly, 64-001

disabled persons residing in households, demography, lifestyle,
labour force participation, education, health, 82-603 to
82-612

employment and unemployment, estimates, 71-001P

federal government, employment and payroll, by department,
agency, by occupational category, by metropolitan area,
72-205

labour force

annual averages, 1981-1988, 71-529

information, 71-001P

monthly estimates, 71-001

manufacturing, private and public investments, intentions, by
province, 61-205

market research handbook, 63-224

monthly sales, department stores, 63-004

retail trade, chain and independent stores, 63-005

Mica

See also

Mines

Mining

Non-metallic minerals

production, by province, 26-202

Microdata

directory catalogue, 11-514E

Micromaterials

in public libraries, stock, language, circulation, 87-205, 87-205S

Microwave ovens

See also

Appliances

households equipped, by province, 64-202, 64-601

Migration

See also

Immigration

CMAAs, by age group and sex, 1986 census, 93-156

historical data, 11-516E

husband-wife, census families in private households, 1986
census, 93-107

internal migrants, by age group, sex, province of birth, by
province, 1981, 1986 census, 93-108

migrants, British Columbia and Alberta, profile, MDF-3814a
migrants, profile, MDF-3814b, MDF-3870

international

intercensal annual estimates, 1981-1986, by province,
91-521

quarterly and annual data, by province, 91-002

interprovincial

age group, sex, marital status, level of schooling, field of study, labour force activity, occupation, major group, industry division, province of origin, by province, 1986 census, 93-108

language spoken, by place of residence, 1981, 1986 census, 93-103

intercensal annual estimates, 1981-1986, by province, 91-521

quarterly and annual data, by province, 91-002

migrants, British Columbia and Alberta, profile, MDF-3814a

migrants, profile, MDF-3814b, MDF-3870

postcensal and intercensal estimates, 91-528E

projections for 1989-2011, by province, 91-520

sex and province, 1961, 1971, 1976, 1981, 1986 census, 93-108

Milk

See also
Dairy products

industry
principal statistics, employment, inventories, 32-250B

instant skim milk powder, production and month-end inventories, 32-024

production, stocks and sales, monthly, by province, 23-001

Millwork

See also
Doors
Prefabricated buildings
Windows
Wood

industries
annual census of manufacturers, 35-250
principal statistics, employment, inventories, 35-250B

Millwrighting and rigging

contractors, establishments, output, labour, revenue and expenditures, by province, 64-204

Mineral fuels

See also
Fossil fuels

financial statistics, quarterly, 61-003
preliminary data, 61-003P

Mineral industries

See
Mining

Mineral process plants

price indexes, quarterly, 62-007

Mineral products

See also
Cement
Gypsum
Insulating materials
Non-metallic minerals
Petroleum products

industries
capacity utilization rates, quarterly, 31-003
consumption of containers and other packaging supplies, 31-212
destination of shipments, by province, by industry, 31-530

employment, by province, by industry, 31-203
principal statistics, by province, by industry, 31-203
shipments by major group of industries, monthly data, 31-001
stocks and shipments, by product type, monthly data, 31-001

non-metallic, industries
annual census of manufacturers, 44-250
principal statistics, employment, inventories, 44-250B

Mineral wool

See also
Asbestos
Insulating materials

industries
annual census of manufacturers, 44-250
principal statistics, employment, inventories, 44-250B
production and shipments, 44-004

Minerals

See also
Energy
Metals
Mining
Non-metallic minerals

metallic, international trade, 65-503

Miners

See also
Employment
Labour
Occupations

occupational mortality, by cause, British Columbia, 84-544

Mines

CANSIM, Minibase series directory, 12-569E
coal industry, 26-206
federal government enterprises, financial statistics, 61-203
metal, production, employment, 26-223
non-metal, production, employment, 26-224
provincial government enterprises, financial statistics, by province, 61-204
zinc, production and shipments, 26-223

Mining

See also
Industries
Names of minerals

capital and repair expenditures, by mine type, revised intentions, 61-206
coal industry, 26-206
gross mine output, monthly, by province, 45-002
consumption of purchased fuel and electricity, 26-201
domestic and foreign control of establishments, 31-401, 31-401P
drilling
diamond, operators, diamonds purchased and stones used, 26-201
other contract drilling completed, 26-201
employees and earnings, by province, 26-201
energy demand, by province, 57-003
equipment, industries
annual census of manufacturers, 42-250
principal statistics, employment, inventories, 42-250B
expenditures, intentions, by region, by province, 61-205
exploration, development and capital expenditures, intentions,

61-216

historical data, 11-516E
 human activity and the environment, 11-509E
 industrial classification, 12-501E
 industrial organization and concentration, 31-402, 31-402P
 industrial research and development, expenditures, 88-202
 industries
 financial statistics, quarterly, 61-003
 preliminary data, 61-003P
 labour force, by age group, sex, class of worker, weeks worked in 1985, by industry, by province, 1986 census, 93-113
 number of employees, salaries and wages, by industry, by province, monthly, 72-002
 principal statistics
 by industry and country of control, Canada, 31-401, 31-401P
 by province, manufacturing industry group and country of control, 31-401, 31-401P
 production, 26-202
 labour force, by sex
 by detailed industry, (1970 classification), by province, 1971, 1981, 1986 censuses, 93-152
 by industry division, by province, 1951 to 1986 censuses, 93-152
 mineral production of metals, non-metals, fuels and structural materials, by province, 26-201
 New Brunswick, 11-608
 occupational classification, 12-565E
 principal statistics, by industry, by province, 26-201
 quarries and sand pits, 26-225
 real gross domestic product of the mineral industry, 26-201
 related manufacturing industries, principal statistics, 26-201
 research and development, expenditure price indexes, 88-509

Mink

See also

Furs

feed, shipments, by province of origin, 32-004
 number, supply and disposition, 23-208
 pelts
 imports and exports, number and value, 23-208

Minority groups, 11-008E

See also

Ethnicity

1986 census, 98-132, 93-154
 women, statistical report, 89-503E

Mixed vegetables

See

Vegetables

Mobile homes

See also

Dwellings

industries

annual census of manufacturers, 42-251
 principal statistics, employment, inventories, 42-251B

Mobility

and interprovincial migration, by age group, sex and province, 1986 census, 93-108
 husband-wife, census families in private households, 1986

census, 93-107

immigrant and non-immigrant population, by sex, period of immigration, province, 1986 census, 93-155

Modelling

survey methodology, 12-001

Moncton

CT, 1986 census

dwellings, by period of construction, heating fuel
 family income, by income group
 household income, by income group
 households, tenant, owner, rent and payments
 income, by sex, income composition, income group
 population, by home, official languages, ethnic origin, citizenship, place of birth, immigrants, by period and age at immigration, mobility status, education, labour force activity by industry division and major occupation group, sex, class of worker, 95-128
 population, dwellings, households, census and economic family characteristics, 95-127

Monetary authorities

See also

Financial institutions

definitions, 13-585E

financial flows, recent quarterly data, 13-014, 13-214

national balance sheets, 13-214

Money income

distribution, subprovincial areas, 13-216

Montreal

atlas, demography, education, ethnic origin, lone-parent families, dwellings, employment, income, 1986 census, 98-104

CT, 1986 census

dwellings, by period of construction, heating fuel
 family income, by income group
 household income, by income group
 households, tenant, owner, rent and payments
 income, by sex, income composition, income group
 population, by home, official languages, ethnic origin, citizenship, place of birth, immigrants, by period and age at immigration, mobility status, education, labour force activity by industry division and major occupation group, sex, class of worker, 95-130
 population, dwellings, households, census and economic family characteristics, 95-129

ethnic groups, by single and multiple origins, 1986 census, 93-154

federal government scientific and technological establishments, directory, 88-206E

historical overview, 11-606E

labour force, by industry division, by occupation type, 1971, 1981, 1986, 98-135

manufacturing, private and public investments, intentions, by province, 61-205

map, CMA, 1986 census, 99-116

mother tongue

population, 1986, 98-131

retention and transfer, by province, 1986 census, 93-153

population, CMAs

by age, age group, sex, marital status, mother tongue, 1986 census

by ethnic origin, home and official languages, by sex, 1986 census

census families, by number of children, by family structure, 1986 census
 immigrants, by place of birth, sex and period of immigration, 1986 census
 in private households, by economic family status, 1986 census
 labour force, by education, by occupation, by industry group, by income group, by work activity, 1986 census, 93-156

Morbidity

hospital discharges by sex and age group, 82-003S, vol.1, no.1
 tuberculosis, 82-003S, vol.1, no.1

Mortality

See also

Abortions
 Children
 Coffins
 Deaths
 Funerals
 Population

atlas of cancer mortality, British Columbia, by sex, 82-565
 causes, by detailed category, age and sex, 82-003S, vol.1, no.1
 causes, by detailed category, province and sex, 82-003S, vol.1, no.1
 leading causes of death by age group, 82-003S, vol.1, no.1
 life tables
 analysis, by marital status, by sex, 84-536E
 Canada and provinces, by sex, 84-532
 local area, 84-542
 occupational, by cause, British Columbia, 84-544
 rates
 by age, sex, health status, 82-543
 cancer, heart, traffic accidents, suicide, trends, 91-209E
 cardiovascular diseases, by province, 82-544
 health services, 82-540E
 longevity and historical life tables, by province, 89-506
 women, health profile, 82-542E
 youth, 82-545E

Mortgage loan companies

See also

Financial institutions

financial statistics, quarterly, 61-006

Mortgages

See also

Dwellings
 Interest rates
 Loans

amount outstanding, MDF-3504
 interest and principal, by family income, 62-555
 loans, credit unions, by province, 61-209
 young family home owners, 11-517E

Mother tongue

See also

Languages

CAs and CTs, population, 1986 census, 95-101 to 95-173 (odd)
 CDs and CSDs for each province and territory, 1986 census, 94-101 to 94-124
 CMAs, population, by sex, 1981, 1986 census, 93-156
 age group, sex, by province, 1981, 1986 census, 93-102

Canada and provinces, urban areas by size, farm and non-farm rural areas, CA and CMA, 1986 census, 94-129

Canada and regions, trends, 98-131

Caribbean immigrants, 91-536E

economic families, income, by income group, by province, 1986 census, 93-118

employment income, by sex and income group, by province, 1986 census, 93-115

ethnic groups, by single and multiple origins, 1986 census, 93-154

families, trends, 91-209E

labour force survey, by province and economic region, 1986 census, 71-535 no.5

native peoples, Canada's north, 98-122

occupations, by sex and detailed occupation, 1986 census, 93-157

population, by age group, sex, and province, 1986 census, 93-103

provinces

 by 1976 FED, 1986 census, 94-125

 by 1987 FED, 94-133

 by CMA and CA, 1986 census, 94-127

retention and transfer, by sex, age group, by province, 1986 census, 93-153

total income, by sex and income group, by province, 1986 census, 93-114

Motion pictures

See also

Films
 Videos

industries

 number of businesses, total revenue, by province, by revenue size, revenue by source, client base, expenses, part-time/full-time employment, 63-233

producers, revenue, principal statistics, 63-206

production, revenue, expenses, 87-204

Motor carriers

See also

Motor vehicles

passenger industry, principal statistics, revenue and expenses, employment and equipment, 53-215

trucking industry, 53-222

Motor vehicle registrations

new, sales, by province, by origin, monthly, 63-007
 number, by province, 53-219

Motor vehicles, 64-202

See also

Automobiles
 Buses
 Motorcycles
 Trucks
 Vans

accessories, parts and assemblies, industries

 annual census of manufacturers, 42-251

 principal statistics, employment, inventories, 42-251B

automobile and truck purchases, MDF-3504

automobile purchase, net change in assets and liabilities, 62-555

driving practices and drunk driving, MDF-3869

fuel sales, 53-218

historical data, 11-210

households equipped, by province, 64-601

industries

- annual census of manufacturers, 42-251
- principal statistics, employment, inventories, 42-251B

market research handbook, 63-224

number, distance travelled, fuel consumption, by province, quarterly, 53-226

personal-use, fuel consumption, MDF-3802

recent data, 11-010

theft and damage, MDF-3837b

theft and damage, Edmonton, MDF-3837a

Motorcycles

households equipped, by province, 64-202, 64-601

Movie theatres

See also

Films

Motion pictures

industries

- number of businesses, total revenue, by province, by revenue size, revenue by source, client base, expenses, part-time/full-time employment, 63-233

revenue, principal statistics, 63-207

Moving and storage

See also

Trucking

trucking industry, 53-222

Multiculturalism

See also

Ethnicity

ethnic diversity, distribution, immigration, trends, 98-132

ethnic groups, by single and multiple origins, 1986 census, 93-154

ethnicity, immigration and citizenship, 1986 census, 93-109

mother tongue

- age group, sex and province, 1981, 1986 census, 93-102
- home language, official languages, by province, 1986 census, 93-103
- retention and transfer, by province, 1986 census, 93-153

municipal, provincial and federal expenditures

- by province, 87-206
- overview, 87-517

Multilateral activities, 11-402E

Multiple jobholders

See also

Employment

Occupations

paid workers and self-employed, 71-536

Municipalities

See also

Local government

building permits

- annual summary, 64-203
- monthly, 64-001

crimes, police reported, by offence category, by municipality size, 85-205

index to data, 11-515

population change, growth and distribution, 1981 and 1986 census, 98-120

principal statistics, of manufacturing industries, by province, by major group of industries, 31-209

revenue and expenditures, distribution, historical summary, 68-204

Murders

See

Homicides

Museums and galleries

activities, synopsis, 87-001, 87-004

municipal, provincial and federal expenditures

- by province, 87-206
- overview, 87-517

revenue, expenses, employment, visitors, by province, by governing authorities, 87-207

Mushrooms

See also

Vegetables

canned, packed annually, by region, 32-023

canned and frozen, pack and stocks, monthly, 32-011

houses, 1986 census, 1971 to 1986 census data, Canada, by type, by province, 96-102

- for each province, by type, agricultural region and census division, 96-103 to 96-112

production, area, farm value, by province, 22-003

Music

See also

Performing arts

companies, performances, revenue and expenditures, by province, 87-209

Musical instruments

See also

Sound recording

industries

- annual census of manufacturers, 47-250
- principal statistics, employment, inventories, 47-250B

sound recording industry, markets, new recordings, 87-202

Musicians

employment, income, expenses, education, 87-530

Muskrat

See also

Furs

pelts, imports and exports 23-208

Mutton and lamb

See also

Meat

Sheep

frozen stocks, 23-203

imports and exports, 23-203

N**Nails**

See also

Hardware

production and shipments, 41-006

Naphtha

specialty products, supply, sales and disposition, by province, 45-004

Narrow fabrics

See also

Textile products

industries

annual census of manufacturers, 34-251

principal statistics, employment, inventories, 34-251B

Natality

rate, trends, in Canada, 91-524E

National accounts

See also

Balance of payments

Economic indicators

Finance

Gross domestic product

Input-output tables

National balance sheets

aggregate productivity measures, 15-204

Canada's international trade in services, 1969-1984, 67-510

CANSIM, Minibase series directory, 12-569E

gross domestic product, by industry

by province, 15-203

monthly data, 15-001

monthly, 1961-1980, 15-512

quarterly, 1961-1980, 15-512

historical data, 11-210

input-output tables

1961-1981, 15-510

constant prices, 1961-1981, 15-511

constant prices, recent data, 15-202

recent data, 15-201

international investment position, 67-202

national income and expenditures, 13-201

annual estimates, 1926-1986, 13-531

quarterly estimates, 1947-1986, 13-533

provinces

annual data, 1961-1986, 13-213S

annual estimates, 13-213

recent data, 11-010

revenue and expenditures, recent quarterly data, 13-001

user guide to the Canadian system of national accounts, 13-589E

National Archives

See also

Archives

Libraries

general description, 11-402E

National balance sheets, 67-202

See also

National accounts

financial flow matrix, 13-214

guide, 13-585E

National Film Board, 11-402E

See also

Films

National income and expenditure, 13-201

See also

Gross domestic product

Gross national product

National accounts

annual estimates, 1926-1986, 13-531

historical data, 11-210

quarterly estimates, 1947-1986, 13-533

recent data, 11-010

user guide, 13-589E

Native peoples, 11-008E, 11-511E

See also

Education

Indians

Canadian ethnic diversity, trends, 98-132

distribution of population, mother-tongue, level of education,

labour force, income, with children, by family structure,

housing conditions, Canada's north, 98-122

ethnic groups, by single and multiple origins, 1986 census, 93-154

homicide, victims and suspects, 85-209

in police service, 85-523

mother tongue

age group, sex and province, 1981, 1986 census, 93-102

home language, official languages, by province, 1986 census, 93-103

women, statistical report, 89-503E

Natural gas

See also

Energy

Fossil fuels

Fuel

Gasoline

Oil

Oil wells

Petroleum and coal products

Propane

Utilities

crude, industry, supply and disposition, 26-213

distribution, provincial government enterprises, financial statistics,

by province, 61-204

exploration, development and capital expenditures, intentions, 61-216

facilities, heavy engineering contractors, 64-209

industry

cash expenditures, commodity data, drilling and production, 26-213

supply and disposition, by source, imports, exports, by month, by province, 26-006

transport and distribution systems, sales and revenue, storage, financial statistics, 57-205

use, reprocessing, by month, by province, 26-006

utilities, receipts, sales, disposition, imports, exports, by province, monthly, 55-002

Natural resources

See also

Energy
Forestry
Forests
Minerals

human activity and the environment, 11-509E
logging industry, by province, 25-201

Natural sciences

research, 11-402E

Nature parks

See also

Heritage resources

revenue, expenses, employment, visitors, by province, by governing authorities, 87-207

Neighbourhoods

See also

Urban areas

Toronto, 11-605E
Trois-Rivières, 11-607E

Net income

See

Income

Net worth

oil pipe line transport industry, 55-201

New Brunswick

See also

Provinces

CDs, CSDs, CMAs, CAs, urban areas, population, 1981, 1986, urban, rural, national and provincial ranks, decreasing order, dwellings, land area, population density, 1986 census, 92-112

EAs, 1981 and 1986 equivalents, by 1981, 1986 codes, 1986 census, 99-127

accommodation service industry, total revenue, 63-204

adult correctional services, expenses, inmates, 85-211

agriculture, 1986 census, farms and farm operators, crops, livestock, poultry, irrigation, machinery and equipment, by agricultural region and census division, 1971 to 1986 census, 96-106

building permits

annual summary, 64-203

monthly, 64-001

business services, total revenue, by service, 63-232

capital and repair expenditures, revised intentions, 61-206

cardiovascular diseases, mortality rates, 82-544

census families

husband-wife families and lone-parent families, 91-529

postcensal estimates, 91-204

income, by income group, by province, 1986 census, 93-117

civil courts, 85-509

community colleges

and related institutions, enrolment and graduates, 81-222

and vocational schools, educational staff, 81-524

courts, 85-511E

crimes, police reported, by offence, 85-205

criminal injuries, compensation, 86-502

destination of shipments, by province, by industry, 31-530

disabled persons residing in households, demography, lifestyle,

labour force participation, education, health, by subprovincial area and Saint John, 82-606

dwellings and households, 1986 census, 93-104, 93-105 earnings

1986 census, 93-115

by detailed occupation, sex, activity, 1981, 1986 census, 93-116

economic accounts

annual data, 1961-1986, 13-213S

annual estimates, 13-213

preliminary estimates, 13-213P

economic families, income, by income group, by province, 1986 census, 93-118

education

enrolment, expenditures, by type of institution, 81-220

financial statistics, all levels and by level of education, 81-208

electric power, capacity and loads, imports, exports, 57-204

elementary and secondary schools, enrolment, 81-210

energy supply and demand, by type, by sector, 57-003

ethnic groups, by single, multiple origins, 1986 census, 93-154

ethnic origins, immigration and citizenship, 1986 census, 93-109

expenditures on culture, by function, 87-206

families, 1986 census, 93-106, 93-107

federal expenditures on science and technology, 88-204

federal government, scientific and technological establishments, directory, 88-206

government

enterprises, financial statistics, 61-204

finances, revenue and expenditures, 68-207

gross domestic product, by industry, 15-203

historical economic data, 11-210

historical overview, 11-608

households, income, by income group, 1986 census, 93-119

housing starts and completions, 64-002

immigrants and non-immigrants, 1986 census, 93-155

income, individuals, 1986 census, 93-114

international travellers entering the province, 66-001, 61-001P

juvenile courts, 85-522

labour force

activity, 1986 census, 93-111

annual averages, 1981-1988, 71-529

by detailed industry, 1986 census, 93-113

by detailed occupation, 1986 census, 93-112

by sex

by detailed industry (1970 classification), 1971, 1981, 1986 censuses, 93-152

by industry division, 1951 to 1986 censuses, 93-152

monthly estimates, 71-001

survey, by economic region, 71-535 no.5

languages, mother tongue, bilingualism, by age group, sex, 1986 census, 93-103

legal aid, services and expenditures, 85-216

leisure and personal service industries, 63-233

life tables, by sex, 84-532

longevity and historic life tables, 89-506

manufacturing industries, principal statistics, 31-203

maps, census divisions and subdivisions, 1986 census, 99-115

men, labour market activity survey, 71-206

minority and second language education, elementary and secondary levels, 81-257

mobility and interprovincial migration, 1986 census, 93-108

mother tongue

by age group, sex, 1981, 1986 census, 93-102

retention and transfer, 93-153

nurses, employment, education, demography, 83-226

occupations

- by sex and detailed occupation, 1986 census, 93-157
- older workers, labour market activity survey, 71-208
- place names, reference list, by classification code, by province, population, 1986 census, 92-121
- police services and officers, federal, provincial and municipal levels, 85-523
- population
 - age-sex distribution, intercensal annual estimates, 1981-1986, 91-518
 - by age, sex and marital status distribution, by single years, age group, by province, 1986 census, 93-101
 - demographic statistics, postcensal annual estimates, 91-210
 - detailed characteristics, home and official languages, ethnic origin, citizenship, birthplace, immigrants, mobility, education, occupations, income, by CD and CSD, 1986 census, 94-108
- dwellings
 - tenure and type, by CD and CSD, 1986 census, 94-107
 - period of construction, heating system and fuel, 1986 census, 94-108
- marital status, age-sex distribution, sex ratio, intercensal annual estimates, 1981-1986, 91-519
- projections, 1989-2011, fertility, life expectancy, sex ratio, age-sex distribution, population growth, 91-520
- quarterly and annual demographic statistics, interprovincial migration, 91-002
- selected characteristics, density, age-sex distribution, marital status, mother tongue, census and economic families, by CD and CSD, 1986 census, 94-107
- private and public investments, intentions, 61-205
- railways, revenue freight, by commodity, 52-211
- recent economic data, 11-010
- reference list
 - of EAs, by CSD, CD, 1986 census, 99-117
 - of EAs, by CSD, CD, PCT, 1986 census, 99-122
- research and development expenditures, by activity sector, 88-001
- retail trade
 - chain and independent stores, 63-005
 - independent retailers, sales per selling area, by type of store, location, by quantity and by province, 61-522
 - sales and receipts, number of locations, by type, 63-223
- schooling level, by detailed field of study, 1986 census, 93-110
- television viewing time and distribution by origin and type of programme and origin of station, by anglophones, francophones, 87-208
- universities
 - revenue and expenditures, trends, 81-260
 - tuition, additional fees and living accommodation costs, by institution, 81-219
- value of construction work purchased, new and repair, by type of structure, 64-201
- women, labour market activity survey, 71-205
- workers compensation boards, 86-501
- youth, labour market activity survey, 71-207

New France, 11-606E

Newfoundland

See also

Provinces

- CDs, CSDs, CMAs, CAs, urban areas, population, 1981, 1986, urban, rural, national and provincial ranks, decreasing order, dwellings, land area, population density, 1986 census, 92-109
- EAs, 1981 and 1986 equivalents, by 1981, 1986 codes, 1986

- census, 99-127
- accommodation service industry, total revenue, 63-204
- adult correctional services, expenses, inmates, 85-211
- agriculture, 1986 census, farms and farm operators, crops, livestock, poultry, irrigation, machinery and equipment, by agricultural region and census division, 1971 to 1986 census, 96-103
- building permits
 - annual summary, 64-203
 - monthly, 64-001
- business services, total revenue, by service, 63-232
- capital and repair expenditures, revised intentions, 61-206
- cardiovascular diseases, mortality rates, 82-544
- census families
 - husband-wife families and lone-parent families, 91-529
 - postcensal estimates, 91-204
 - income, by income group, by province, 1986 census, 93-117
- civil courts, 85-509
- community colleges
 - related institutions, enrolment and graduates, 81-222
 - vocational schools, educational staff, 81-524
- courts, 85-511E
- crimes, police reported, by offence, 85-205
- criminal injuries, compensation, 86-502
- destination of shipments, by province, by industry, 31-530
- disabled persons residing in households, demography, lifestyle, labour force participation, education, health, by subprovincial areas and St. John's, 82-603
- dwellings and households, 1986 census, 93-104, 93-105
- earnings
 - 1986 census, 93-115
 - detailed occupation, sex, activity, 1981, 1986 census, 93-116
- economic accounts
 - annual data, 1961-1986, 13-213S
 - annual estimates, 13-213
 - preliminary estimates, 13-213P
- economic families, income, by income group, by province, 1986 census, 93-118
- education
 - enrolment, expenditures, by type of institution, 81-220
 - financial statistics, all levels and by level of education, 81-208
- electric power, capacity and loads, imports, exports, 57-204
- elementary and secondary schools, enrolment, 81-210
- energy supply and demand, by type, by sector, 57-003
- ethnic groups, by single, multiple origins, 1986 census, 93-154
- ethnic origins, immigration and citizenship, 1986 census, 93-109
 - expenditures on culture, by function, 87-206
- families, 1986 census, 93-106, 93-107
- federal expenditures on science and technology, 88-204
- federal government, scientific and technological establishments, directory, 88-206
- government
 - enterprises, financial statistics, 61-204
 - finances, revenue and expenditures, 68-207
- gross domestic product, by industry, 15-203
- historical economic data, 11-210
- households, income, by income group, 1986 census, 93-119
- housing starts and completions, 64-002
- immigrants and non-immigrants, 1986 census, 93-155
- income, individuals, 1986 census, 93-114
- international travellers entering the province, 66-001, 61-001P
- juvenile courts, 85-522
- labour force
 - activity, 1986 census, 93-111
 - annual averages, 1981-1988, 71-529
 - by detailed industry, 1986 census, 93-113

- by detailed occupation, 1986 census, 93-112
- by sex
 - by detailed industry (1970 classification), 1971, 1981, 1986 censuses, 93-152
 - by industry division, 1951 to 1986 censuses, 93-152
- monthly estimates, 71-001
- survey, by economic regions, 71-535 no.5
- labour market study, MDF-3820
- languages, mother tongue, bilingualism, by age group, sex, 1986 census, 93-103
- legal aid, services and expenditures, 85-216
- leisure and personal service industries, 63-233
- life tables, by sex, 84-532
- longevity and historic life tables, 89-506
- manufacturing industries, principal statistics, 31-203
- maps, census divisions and subdivisions, 1986 census, 99-115
- men, labour market activity survey, 71-206
- minority and second language education, elementary and secondary levels, 81-257
- mobility and interprovincial migration, 1986 census, 93-108
- mother tongue
 - by age group, sex, 1981, 1986 census, 93-102
 - retention and transfer, 93-153
- nurses, employment, education, demography, 83-226
- occupations
 - by sex and detailed occupation, 1986 census, 93-157
- older workers, labour market activity survey, 71-208
- place names, reference list, by classification code, by province, population, 1986 census, 92-121
- police services and officers, federal, provincial and municipal levels, 85-523
- population
 - age, sex and marital status distribution, by single years, age group, by province, 1986 census, 93-101
 - age-sex distribution, intercensal annual estimates, 1981-1986, 91-518
 - demographic statistics, postcensal annual estimates, 91-210
 - detailed characteristics, home and official languages, ethnic origin, citizenship, birthplace, immigrants, mobility, education, occupations, income, by CD and CSD, 1986 census, 94-102
- dwellings
 - tenure and type, by CD and CSD, 1986 census, 94-101
 - period of construction, heating system and fuel, 1986 census, 94-102
- marital status, age-sex distribution, sex ratio, intercensal annual estimates, 1981-1986, 91-519
- projections, 1989-2011, fertility, life expectancy, sex ratio, age-sex distribution, population growth, 91-520
- quarterly and annual demographic statistics, interprovincial migration, 91-002
- selected characteristics, density, age-sex distribution, marital status, mother tongue, census and economic families, by CD and CSD, 1986 census, 94-101
- private and public investments, intentions, 61-205
- railways, revenue freight, by commodity, 52-211
- recent economic data, 11-010
- research and development expenditures, by activity sector, 88-001
- reference list
 - of EAs, by CSD, CD, 1986 census, 99-117
 - of EAs, by CSD, CD, PCT, 1986 census, 99-122
- retail trade
 - chain and independent stores, 63-005
 - independent retailers, sales per selling area, by type of store, location, by quantity and by province, 61-522

- sales and receipts, number of locations, by type, 63-223
- schooling level, by detailed field of study, 1986 census, 93-110
- television viewing time and distribution by origin and type of programme and origin of station, 87-208
- universities
 - revenue and expenditures, trends, 81-260
 - tuition, additional fees and living accommodation costs, by institution, 81-219
- value of construction work purchased, new and repair, by type of structure, 64-201
- women, labour market activity survey, 71-205
- worker's compensation boards, 86-501
- youth, labour market activity survey, 71-207

Newspapers and periodicals

See also

Printing and publishing

- arts and culture, statistical profile, 87-527
- publishing and printing industries
 - annual census of manufacturers, 36-251
 - principal statistics, employment, inventories, 36-251B
 - revenue, profits, profitability, circulation, 87-203
 - synopsis, 87-001, 87-004

Newsprint

See also

Paper products

Pulp and paper

Industries

- annual census of manufacturers, 36-250
- principal statistics, employment, inventories, 36-250B

Nickel

See also

Mines

Mining

- mineral production, by province, 26-202
- mines, production and shipment, 26-223

Non-employment income

See also

Investments

distribution, subprovincial areas, 13-216

Non-ferrous metals

- rolling, casting and extruding, industries
 - annual census of manufacturers, 41-250
 - principal statistics, employment, inventories, 41-250B

Non-financial government enterprises

See also

Government enterprises

- financial flows, recent quarterly data, 13-014, 13-214
- national balance sheets, 13-214

Non-financial private corporations

- financial flows, recent quarterly data, 13-214
- national balance sheets, 13-214

Non-metallic minerals

See also

Minerals

Mines

Mining

- production, 26-202
- production and shipments, 26-224
- products industries
 - annual census of manufacturers, 44-250
 - financial statistics, quarterly, 61-003
 - preliminary data, 61-003P

Non-profit organizations

- volunteer workers, MDF-3806, MDF-3865

Non-renewable resources

See also

Natural resources

- human activity and the environment, 11-509E

Non-residents

- income and expenditure accounts, 13-201

North Bay**CT, 1986 census**

- dwellings, by period of construction, heating fuel, 95-132
- family income, by income group
- household income, by income group
- households, tenant, owner, rent and payments
- income, by sex, income composition, income group
- population, by home, official languages, ethnic origin, citizenship, place of birth, immigrants, by period and age at immigration, mobility status, education, labour force activity by industry division and major occupation group, sex, class of worker, 95-132
- population, dwellings, households, census and economic family characteristics, 95-131

Northwest Territories

See also

- Native peoples
- Provinces
- Territorial government

- CDs, CSDs, urban areas, population, 1981, 1986, urban, rural, national and territorial ranks, decreasing order, dwellings, land area, population density, 1986 census, 92-120

EAs, 1981 and 1986 equivalents, by 1981, 1986 codes, 1986 census, 99-127

- accommodation service industry, total revenue, 63-204
- adult correctional services, expenses, inmates, 85-211
- agriculture, 1986 census, farms, areas, crops, livestock and poultry, vegetables, greenhouses, capital, vehicles, expenses, 1971 to 1986 census, 96-102

building permits

- annual summary, 64-203
- monthly, 64-001

business services, total revenue, by service, 63-232

- capital and repair expenditures, revised intentions, 61-206
- census families, income, by income group, by province, 1986 census, 93-117
- civil courts, 85-509

community colleges

- related institutions, enrolment and graduates, 81-222
- vocational schools, educational staff, 81-524

courts, 85-511E

- criminal injuries, compensation, 86-502
- disabled persons residing in households, demography, lifestyle, labour force participation, education, health, by subprovincial

area, 82-614**dwellings and households, 1986 census, 93-104, 93-105****earnings****1986 census, 93-115**

- detailed occupation, sex, activity, 1981, 1986 census, 93-116

economic accounts**annual data, 1961-1986, 13-213S****annual estimates, 13-213****preliminary estimates, 13-213P****economic families, income, by income group, by province, 1986 census, 93-118****education****enrolment, expenditures, by type of institution, 81-220****financial statistics, all levels and by level of education, 81-208****electric power, capacity and loads, imports, exports, 57-204****elementary and secondary schools, enrolment, 81-210****energy supply and demand, by type, by sector, 57-003****ethnic groups, by single, multiple origins, 1986 census, 93-154****ethnic origins, immigration and citizenship, 1986 census, 93-109****expenditures on culture, by function, 87-206****federal expenditures on science and technology, 88-204****federal government, scientific and technological establishments, directory, 88-206****government****enterprises, financial statistics, 61-204****finances, revenue and expenditures, 68-207****gross domestic product, by industry, 15-203****historical economic data, 11-210****households, income, by income group, 1986 census, 93-119****immigrants and non-immigrants, 1986 census, 93-155****income, individuals, 1986 census, 93-114****juvenile courts, 85-522****labour force****activity, 1986 census, 93-111****detailed industry, 1986 census, 93-113****detailed occupation, 1986 census, 93-112****by sex****detailed industry (1970 classification), 1971, 1981, 1986 censuses, 93-152****industry division, 1951 to 1986 censuses, 93-152****languages, mother tongue, bilingualism, by age group, sex, 1986 census, 93-103****legal aid, services and expenditures, 85-216****leisure and personal service industries, 63-233****maps, census divisions and subdivisions, 1986 census, 99-115****minority and second language education, elementary and secondary levels, 81-257****mobility and interprovincial migration, 1986 census, 93-108****mother tongue****age group, sex, 1981, 1986 census, 93-102****retention and transfer, 93-153****nurses, employment, education, demography, 83-226****occupations****sex and detailed occupation, 1986 census, 93-157****place names, reference list, by classification code, by province, population, 1986 census, 92-123****police services and officers, territorial and municipal levels, 85-523****population****age, sex and marital status distribution, by single years, age group, by province, 1986 census, 93-101****age-sex distribution, intercensal annual estimates, 1981-1986, 91-518****demographic statistics, postcensal annual estimates, 91-210****detailed characteristics, home and official languages, ethnic origin, citizenship, birthplace, immigrants, mobility,**

- education, occupations, income, by CD and CSD, 1986 census, 94-124
- dwellings
 - tenure and type, by CD and CSD, 1986 census, 94-123
 - period of construction, heating system and fuel, 1986 census, 94-124
- marital status, age-sex distribution, sex ratio, intercensal annual estimates, 1981-1986, 91-519
- projections, 1989-2011, fertility, life expectancy, sex ratio, age-sex distribution, population growth, 91-520
- quarterly and annual demographic statistics, interprovincial migration, 91-002
- selected characteristics, density, age-sex distribution, marital status, mother tongue, census and economic families, by CD and CSD, 1986 census, 94-123
- private and public investments, intentions, 61-205
- railways, revenue freight, by commodity, 52-211
- recent historical data, 11-010
- reference list
 - EAs, by CSD, CD, 1986 census, 99-120
 - EAs, by CSD, CD, PCT, 1986 census, 99-125
- retail trade
 - chain and independent stores, 63-005
 - independent retailers, sales per selling area, by type of store, location, by quantity and by province, 61-522
 - sales and receipts, number of locations, by type, 63-223
- schooling level, by detailed field of study, 1986 census, 93-110
- worker's compensation boards, 86-501

Nova Scotia

See also

Provinces

- CDs, CSDs, CMAs, CAs, urban areas, population, 1981, 1986, urban, rural, national and provincial ranks, decreasing order, dwellings, land area, population density, 1986 census, 92-111
- EAs, 1981 and 1986 equivalents, by 1981, 1986 codes, 1986 census, 99-127
- accommodation service industry, total revenue, 63-204
- adult correctional services, expenses, inmates, 85-211
- agriculture, 1986 census, farms and farm operators, crops, livestock, poultry, irrigation, machinery and equipment, by agricultural region and census division, 1971 to 1986 census, 96-105
- building permits
 - annual summary, 64-203
 - monthly, 64-001
- business services, total revenue, by service, 63-232
- capital and repair expenditures, revised intentions, 61-206
- cardiovascular diseases, mortality rates, 82-544
- census families
 - husband-wife families and lone-parent families, 91-529
 - postcensal estimates, 91-204
 - income, by income group, by province, 1986 census, 93-117
- civil courts, 85-509
- community colleges
 - related institutions, enrolment and graduates, 81-222
 - vocational schools, educational staff, 81-524
- courts, 85-511E
- crimes, police reported, by offence, 85-205
- criminal injuries, compensation, 86-502
- destination of shipments, by province, by industry, 31-530
- disabled persons residing in households, demography, lifestyle, labour force participation, education, health, by subprovincial area and Halifax, 82-605
- dwellings and households, 1986 census, 93-104, 93-105

- earnings
 - 1986 census, 93-115
 - detailed occupation, sex, activity, 1981, 1986 census, 93-116
- economic accounts
 - annual data, 1961-1986, 13-213S
 - annual estimates, 13-213
 - preliminary estimates, 13-213P
- economic families, income, by income group, by province, 1986 census, 93-118
- education
 - enrolment, expenditures, by type of institution, 81-220
 - financial statistics, all levels and by level of education, 81-208
- electric power, capacity and loads, imports, exports, 57-204
- elementary and secondary schools, enrolment, 81-210
- energy supply and demand, by type, by sector, 57-003
- ethnic groups, by single, multiple origins, 1986 census, 93-154
- ethnic origins, immigration and citizenship, 1986 census, 93-109
- expenditure on culture, by function, 87-206
- families, 1986 census, 93-106, 93-107
- federal expenditures on science and technology, 88-204
- federal government, scientific and technological establishments, directory, 88-206
- government
 - enterprises, financial statistics, 61-204
 - finances, revenue and expenditures, 68-207
- gross domestic product, by industry, 15-203
- historical economic data, 11-210
- households, income, by income group, 1986 census, 93-119
- housing starts and completions, 64-002
- immigrants and non-immigrants, 1986 census, 93-155
- income, individuals, 1986 census, 93-114
- international travellers entering the province, 66-001, 61-001P
- juvenile courts, 85-522
- labour force
 - activity, 1986 census, 93-111
 - annual averages, 1981-1988, 71-529
 - by detailed industry, 1986 census, 93-113
 - by detailed occupation, 1986 census, 93-112
 - by sex
 - detailed industry (1970 classification), 1971, 1981, 1986 censuses, 93-152
 - industry division, 1951 to 1986 censuses, 93-152
 - monthly estimates, 71-001
 - survey, by economic region, 71-535 no.5
- languages, mother tongue, bilingualism, by age group, sex, 1986 census, 93-103
- legal aid, services and expenditures, 85-216
- leisure and personal service industries, 63-233
- life tables, by sex, 84-532
- longevity and historic life tables, 89-506
- manufacturing industries, principal statistics, 31-203
- maps, census divisions and subdivisions, 1986 census, 99-115
- men, labour market activity survey, 71-206
- minority and second language education, elementary and secondary levels, 81-257
- mobility and interprovincial migration, 1986 census, 93-108
- mother tongue
 - by age group, sex, 1981, 1986 census, 93-102
 - retention and transfer, 93-153
- nurses, employment, education, demography, 83-226
- occupations
 - by sex and detailed occupation, 1986 census, 93-157
- older workers, labour market activity survey, 71-208
- place names, reference list, by classification code, by province, population, 1986 census, 92-121
- police services and officers, federal, provincial and municipal

levels, 85-523

population

- age, sex and marital status distribution, by single years, age group, by province, 1986 census, 93-101
- age-sex distribution, intercensal annual estimates, 1981-1986, 91-518
- demographic statistics, postcensal annual estimates, 91-210
- detailed characteristics, home and official languages, ethnic origin, citizenship, birthplace, immigrants, mobility, education, occupations, income, by CD and CSD, 1986 census, 94-106
- dwellings
 - tenure and type, by CD and CSD, 1986 census, 94-105
 - period of construction, heating system and fuel, 1986 census, 94-106
- marital status, age-sex distribution, sex ratio, intercensal annual estimates, 1981-1986, 91-519
- projections, 1989-2011, fertility, life expectancy, sex ratio, age-sex distribution, population growth, 91-520
- quarterly and annual demographic statistics, interprovincial migration, 91-002
- selected characteristics, density, age-sex distribution, marital status, mother tongue, census and economic families, by CD and CSD, 1986 census, 94-105
- private and public investments, intentions, 61-205
- railways, revenue freight, by commodity, 52-211
- recent economic data, 11-010
- reference list
 - of EAs, by CSD, CD, 1986 census, 99-117
 - of EAs, by CSD, CD, PCT, 1986 census, 99-122
- research and development expenditures, by activity sector, 88-001
- retail trade
 - chain and independent stores, 63-005
 - independent retailers, sales per selling area, by type of store, location, by quantity and by province, 61-522
 - sales and receipts, number of locations, by type, 63-223
- schooling level, by detailed field of study, 1986 census, 93-110
- television viewing time and distribution by origin and type of programme and origin of station, 87-208
- universities
 - revenue and expenditures, trends, 81-260
 - tuition, additional fees and living accommodation costs, by institution, 81-219
- value of construction work purchased, new and repair, by type of structure, 64-201
- women, labour market activity survey, 71-205
- workers compensation boards, 86-501
- youth, labour market activity survey, 71-207

Nuclear plants

See also

Energy

generating capacity, 57-206

Nursery products

- 1986 census, Canada, by type, by province, 96-102
- for each province, by type, agricultural region and census division, 96-103 to 96-112
- industry by region, 22-203

Nursery schools

See also

Children

as child care, 71-601 no.31

Nurses

See also

Health care

Hospitals

employment

by province, 82-003

education, demography, 83-226

number and income, 82-540E

Nursing homes

See

Residential care facilities

Nutrition

attitudes and behaviour, MDF-3828

Nuts

See also

Food

supply and disposition

consumption per capita, 32-229

consumption per capita, data sources, conversion factors, 32-509E

O

Oats

supply and disposition, marketing exports, 22-007

Occupational classification, 12-565E

Occupations

See also

Employment

Salaries and wages

Vocational training

by sex, by province

1976 FED, 1986 census, 94-126

1987 FED, 94-134

CMA and CA, 1986 census, 94-128

Caribbean immigrants, 91-536E

displaced workers, MDF-3845

distribution, by age group, sex, marital status, mother tongue, ethnic origin, period of immigration, schooling level, class of worker, industry division, employment income, family characteristics, by occupation, (1980 classification), 1986 census, 93-157

dual-earner families, 13-588 no.3

economic families, income, by income group, by province, 1986 census, 93-118

educational staff, community colleges, public trade schools, 81-254

employment income, by detailed occupation, sex

activity, by province, 1981 census, 93-116

schooling level, age group, 1986 census, 93-116

ethnic groups, by single and multiple origins, 1986 census, 93-154

families, MDF-3504

farm operators, spatial distribution, 1986 census, 96-113

farm work, 98-133

head of census family, MDF-3502a

head of economic family, MDF-3502b

health services, 82-540E

husband-wife, census families in private households, 1986

census, 93-107

immigrant and non-immigrant population, by sex, period of immigration, province, 1986 census, 93-155

immigrants, by place of birth, 91-527E

individuals, MDF-3502d

inner city areas, trends, 98-123

labour force

- annual averages, 1981-1988, 71-529
- detailed occupation, by industry, sex, age groups and class of worker, by province, 1986 census, **93-112**
- industry division, by occupation type, Canada, Montreal, Toronto, Vancouver, trends, 98-135
- monthly estimates, 71-001
- schooling level, by age and sex, Canada and regions, 1971, 1981, 13-579, 13-579S
- survey, by province and economic region, 1986 census, 71-535 no.5

librarians and library technicians, 87-205, 87-205S

men, labour market activity survey, by province, 71-206

migrants, MDF-3814b, MDF-3870

migrants, British Columbia and Alberta, MDF-3814a

mobility and interprovincial migration, by major group, industry division, age group, sex and province, 1986 census, 93-108

mortality rate in British Columbia, by profession, by cause, **84-544**

musicians, performers and composers, 87-530

nurses, 83-226

older workers, labour market activity survey, by province, 71-208

paid workers and self-employed, 71-536

persons who worked in 1985, by detailed occupation, by industry, sex, labour force activity, weeks worked, total and mostly full-time, by province, 1986 census, 93-112

population, by CD and CSD, for each province and territory, 1986 census, 94-102 to 94-124 (even)

postsecondary graduates, labour market, 89-518

railway transport, compensation, salaries, 52-215

science and technology, professors, scientists and technologists, **88-002**

time use, social mobility, language use, MDF-3890

university

- graduates, by industry sector and educational attainment, 1971-1978
- teachers, age, citizenship and salaries, by rank, sex, field, highest degree earned, by region, 81-241

unpaid family work, trends, 71-535 no.2

women

- labour market activity survey, by province, 71-205
- statistical report, 89-503E
- trends, 98-125

work history survey, MDF-3804

youth, labour market activity survey, by province, 71-207

Offenders

See also
Crimes

convicted, in custody, 85-211

homicide suspects, by racial origin, age and sex, marital status, **85-209**

Offenses, 85-002

See also
Crimes
Violence

homicide, by method, **85-209**

police reported, by province, 85-205

youth, **85-522**

Office furniture

See also
Furniture and fixtures

industries

- annual census of manufacturers, 35-251
- principal statistics, employment, inventories, 35-251B
- shipments, by type and destination, quarterly, 35-006

Office machines

industries

- annual census of manufacturers, 43-250
- principal statistics, employment, inventories, 43-250B

Official languages

CMAAs, population, by sex, 1981, 1986 census, 93-156

employment income, by sex and income group, by province, 1986 census, 93-115

ethnic groups, by single and multiple origins, 1986 census, **93-154**

mother tongue

- by age group, sex and province, 1981, 1986 census, **93-102**
- retention and transfer, by sex, by province, 1986 census, 93-153

population, by age group, sex, and province, 1986 census, **93-103**

Oil

See also

Diesel fuel

Energy

Fossil fuels

Fuel

Gasoline

Natural gas

Oil wells

Petroleum and coal products

Pipelines

Propane

crude

- equivalent, supply and disposition, imports, exports, by month, industry, supply and disposition, 26-213
- by province, 26-006
- pipeline transport, monthly, 55-001
- by province, 55-201

facilities, heavy engineering contractors, **64-209**

Oil wells

See also

Diesel fuel

Energy

Fossil fuels

Fuel

Gasoline

Natural gas

Oil

Petroleum and coal products

Petroleum and natural gas industry

Pipelines

Propane

federal government enterprises, financial statistics, 61-203

industrial research and development, expenditures, **88-202**

industries

- industrial classification, 12-501E
- labour force, by age group, sex, class of worker, weeks worked in 1985, by industry, by province, 1986 census, 93-113
- salaries and wages, by industry, by province, monthly, 72-002
- labour force, by sex
 - detailed industry, (1970 classification), by province, 1971, 1981, 1986 censuses, 93-152
 - industry division, by province, 1951 to 1986 censuses, 93-152
- provincial government enterprises, financial statistics, by province, 61-204
- real gross domestic product, 26-201
- research and development, expenditure price indexes, 88-509

Oils and fats

See also

Butter

Lubricating oil and grease

butterfat, 23-001

industries

- annual census of manufacturers, 32-250
- principal statistics, employment, inventories, 32-250B
- production, purchases, sales and stocks, monthly, 32-006
- supply and disposition
 - consumption per capita, 32-230
 - consumption per capita, data sources, conversion factors, 32-509E

Oilseeds

- 1986 census, 1971 to 1986 census data, Canada, by type, by province, 96-102
 - for each province, by type, agricultural region and census division, 96-103 to 96-112
- crops, area, spatial distribution, 1986 census, trends, 96-113
- crushings and stocks, 22-201
 - production and sales, monthly, 32-006
- production, marketing, crushing industry, markets, 21-601E no.4
- supply and disposition, marketing exports, 22-007

Old age security, 86-509

See also

Canada Pension Plan

Insurance

Pensions

Retirement

pension plans, 74-401

pensions and income of the elderly, 1971-1985, 13-588 no.2

Onions

See also

Vegetables

production, area, farm value, by province, 22-003

Ontario

See also

Provinces

- CDs, CSDs, CMAs, CAs, urban areas, population, 1981, 1986, urban, rural, national and provincial ranks, decreasing order, dwellings, land area, population density, 1986 census, 92-114
- EAs, 1981 and 1986 equivalents, by 1981, 1986 codes, 1986 census, 99-127

- accommodation service industry, total revenue, 63-204
- adult correctional services, expenses, inmates, 85-211
- agriculture, 1986 census, farms and farm operators, crops, livestock, poultry, irrigation, machinery and equipment, by agricultural region and census division, 1971 to 1986 census, 96-108
- building permits
 - annual summary, 64-203
 - monthly, 64-001
- business services, total revenue, by service, 63-232
- capital and repair expenditures, revised intentions, 61-206
- cardiovascular diseases, mortality rates, 82-544
- census families
 - husband-wife families and lone-parent families, 91-529
 - postcensal estimates, 91-204
 - income, by income group, by province, 1986 census, 93-117
- civil courts, 85-509
- community colleges
 - related institutions, enrolment and graduates, 81-222
 - vocational schools, educational staff, 81-524
- courts, 85-511E
- crimes, police reported, by offence, 85-205
- criminal injuries, compensation, 86-502
- destination of shipments, by province, by industry, 31-530
- disabled persons residing in households, demography, lifestyle, labour force participation, education, health, by subprovincial area and metropolitan area, 82-608
- dwellings and households, 1986 census, 93-104, 93-105
- earnings
 - 1986 census, 93-115
 - by detailed occupation, sex, activity, 1981, 1986 census, 93-116
- economic accounts
 - annual data, 1961-1986, 13-213S
 - annual estimates, 13-213
 - preliminary estimates, 13-213P
- economic families, income, by income group, by province, 1986 census, 93-118
- education
 - enrolment, expenditures, by type of institution, 81-220
 - financial statistics, all levels and by level of education, 81-208
- electric power, capacity and loads, imports, exports, 57-204
- elementary and secondary schools, enrolment, 81-210
- energy supply and demand, by type, by sector, 57-003
- ethnic groups, by single, multiple origins, 1986 census, 93-154
- ethnic origins, immigration and citizenship, 1986 census, 93-109
- expenditures on culture, by function, 87-206
- families, 1986 census, 93-106, 93-107
- federal expenditures on science and technology, 88-204
- federal government, scientific and technological establishments, directory, 88-206
- government
 - enterprises, financial statistics, 61-204
 - finances, revenue and expenditures, 68-207
- gross domestic product, by industry, 15-203
- historical economic data, 11-210
- households, income, by income group, 1986 census, 93-119
- housing starts and completions, 64-002
- immigrants and non-immigrants, 1986 census, 93-155
- income, individuals, 1986 census, 93-114
- international travellers entering the province, 66-001, 61-001P
- juvenile courts, 85-522
- labour force
 - activity, 1986 census, 93-111
 - annual averages, 1981-1988, 71-529
 - detailed industry, 1986 census, 93-113

detailed occupation, 1986 census, 93-112

by sex

- detailed industry (1970 classification), 1971, 1981, 1986 censuses, 93-152
- industry division, 1951 to 1986 censuses, 93-152
- monthly estimates, 71-001
- survey, by economic region, 71-535 no.5

labour market study, MDF-3820

languages, mother tongue, bilingualism, by age group, sex, 1986 census, 93-103

legal aid, services and expenditures, 85-216

leisure and personal service industries, 63-233

life tables, by sex, 84-532

longevity and historic life tables, 89-506

manufacturing industries, principal statistics, 31-203

maps, census divisions and subdivisions, 1986 census, 99-115

men, labour market activity survey, 71-206

minority and second language education, elementary and secondary levels, 81-257

mobility and interprovincial migration, 1986 census, 93-108

mother tongue

- by age group, sex, 1981, 1986 census, 93-102
- retention and transfer, 93-153

nurses, employment, education, demography, 83-226

occupations

- by sex and detailed occupation, 1986 census, 93-157

older workers, labour market activity survey, 71-208

place names, reference list, by classification code, by province, population, 1986 census, 92-122

police services and officers, federal, provincial and municipal levels, 85-523

population

- age, sex and marital status distribution, by single years, age group, by province, 1986 census, 93-101
- age-sex distribution, intercensal annual estimates, 1981-1986, 91-518
- demographic statistics, postcensal annual estimates, 91-210
- detailed characteristics, home and official languages, ethnic origin, citizenship, birthplace, immigrants, mobility, education, occupations, income, by CD and CSD, 1986 census, 94-112

dwellings

- tenure and type, by CD and CSD, 1986 census, 94-111
- period of construction, heating system and fuel, 1986 census, 94-112

marital status, age-sex distribution, sex ratio, intercensal annual estimates, 1981-1986, 91-519

projections, 1989-2011, fertility, life expectancy, sex ratio, age-sex distribution, population growth, 91-520

quarterly and annual demographic statistics, interprovincial migration, 91-002

selected characteristics, density, age-sex distribution, marital status, mother tongue, census and economic families, by CD and CSD, 1986 census, 94-111

private and public investments, intentions, 61-205

railways, revenue freight, by commodity, 52-211

recent economic data, 11-010

reference list

- of EAs, by CSD, CD, 1986 census, 99-119
- of EAs, by CSD, CD, PCT, 1986 census, 99-124

research and development expenditures, by activity sector, 88-001

retail trade

- chain and independent stores, 63-005
- independent retailers, sales per selling area, by type of store, location, by quantity and by province, 61-522

- sales and receipts, number of locations, by type, 63-223
- schooling level, by detailed field of study, 1986 census, 93-110
- television viewing time and distribution by origin and type of programme and origin of station, by anglophones, francophones, 87-208
- tourism attitude and motivation study, MDF-3822a
- universities

 - revenue and expenditures, trends, 81-260
 - tuition, additional fees and living accommodation costs, by institution, 81-219

- value of construction work purchased, new and repair, by type of structure, 64-201
- women, labour market activity survey, 71-205
- worker's compensation boards, 86-501
- farming enterprises, new and established, 1966-1976, 21-601E no.6
- youth, labour market activity survey, 71-207

Opera

See also

Arts
Theatre

companies, performances, revenue and expenditures, by province, 87-209

Operating expenses

See also

Expenses
Finance

architectural, engineering and scientific services, establishments, 63-537

adult correctional services, 85-211

farm accounts, 21-602E no.4

farms, 21-603E

hospitals, 82-540E

railways, 52-216

residential care facilities

- elderly, 83-237
- mental disorders, 83-238

Operating results

See also

Retail

retail trade

- drug stores, by province, 63-607
- florists, by province, 63-608
- jewellery stores, by province, 63-609
- men's clothing, 63-603

Operating statistics, 51-204

air carriers, by area of service, 51-002

major Canadian airlines, 51-004

Operations

See also

Hospitals
Surgery

classification of surgical procedures, 82-562E

therapeutic abortions, 82-546, 82-601

Ophthalmic goods

industries

- annual census of manufacturers, 47-250
- principal statistics, employment, inventories, 47-250B

Orders

See also

Inventories
Manufacturing
Sales
Shipments

manufacturing, by major group, monthly data, **31-001**

Organizations

directory of survey research organizations, **11-610**

Ornamental metal products

See also

Metals

industries

annual census of manufacturers, **41-251**

principal statistics, employment, inventories, **41-251B**

Ornamental plants

See also

Nursery products

nursery stocks, industry, **22-203**

production and sales, by variety, by province, **22-202**

trees and shrubs

fruit, nursery stocks, purchases and sales, **22-203**

Oshawa

CT, 1986 census

dwellings, by period of construction, heating fuel

family income, by income group

household income, by income group

households, tenant, owner, rent and payments

income, by sex, income composition, income group

population, by home, official languages, ethnic origin,

citizenship, place of birth, immigrants, by period and age at immigration, mobility status, education, labour force activity by industry division and major occupation group, sex, class of worker, **95-134**

population, dwellings, households, census and economic family characteristics, **95-133**

map, CMA, 1986 census, **99-116**

population, CMAs

age, age group, sex, marital status, mother tongue, 1986 census

census families, by number of children, by family structure, 1986 census

ethnic origin, home and official languages, by sex, 1986 census

immigrants, by place of birth, sex and period of immigration, 1986 census

in private households, by economic family status, 1986 census

labour force, by education, occupation, industry group, income group, work activity, 1986 census, **93-156**

Ottawa-Hull

atlas, demography, education, ethnic origin, lone-parent families, dwellings, employment, income, 1986 census, **98-105**

CT, 1986 census

dwellings, by period of construction, heating fuel

family income, by income group

household income, by income group

households, tenant, owner, rent and payments

income, by sex, income composition, income group

population, by home, official languages, ethnic origin,

citizenship, place of birth, immigrants, by period and age at immigration, mobility status, education, labour force activity by industry division and major occupation group, sex, class of worker, **95-136**

population, dwellings, households, census and economic family characteristics, **95-135**

map, CMA, 1986 census, **99-116**

mother tongue, retention and transfer, by sex, 1986 census, **93-153**

population, CMAs

age, age group, sex, marital status, mother tongue, 1986 census

census families, by number of children, by family structure, 1986 census

ethnic origin, home and official languages, by sex, 1986 census

immigrants, by place of birth, sex and period of immigration, 1986 census

in private households, by economic family status, 1986 census

labour force, by education, occupation, industry group,

income group, by work activity, 1986 census, **93-156**

Otters

See also

Furs

pelts, exports, **23-208**

Ownership

See also

Corporations

Enterprises

Foreign control

foreign corporations, **61-210**

inter-corporate control, **61-517**

manufacturing, mining and logging, **31-401**, **31-401P**

mortgages, housing affordability, trends, **98-130**

non-financial industries, by industry group, **67-202**

P**Packaging supplies**

See

Containers and other packaging supplies

Paint

See also

Chemicals and chemical products

industries

annual census of manufacturers, **46-250**

principal statistics, employment, inventories, **46-250B**

Pants

See also

Clothing

industries

annual census of manufacturers, **34-252**

principal statistics, employment, inventories, **34-252B**

Paper

See also

Containers and other packaging supplies

packaging supplies, consumption by manufacturing industry, by industry, **31-212**

Paper and allied products

See also

Forestry
Forests
Logging
Lumber
Particleboard
Plywood
Pulp and paper
Sawmills
Veneer and plywood
Wood
Wood pulp

industries

annual census of manufacturers, **36-250**
capacity utilization rates, quarterly, **31-003**
consumption of containers and other packaging supplies, **31-212**
destination of shipments, by province, by industry, **31-530**
employment, by province, by industry, **31-203**
financial statistics, quarterly, **61-003**
preliminary data, **61-003P**
principal statistics, by province, by industry, **31-203**
shipments by major group of industries, monthly data, **31-001**
stocks and shipments, by product type, monthly data, **31-001**

Paper industries

See

Pulp and paper

Paper products

See also

Containers
Newsprint

capital and repair expenditures, by province, **25-202**
corrugated boxes and wrappers, shipments by province of destination, **36-004**
exports, by type, **25-202**

Paperboard

See also

Paper products

industries
annual census of manufacturers, **36-250**
principal statistics, employment, inventories, **36-250B**
production and shipments, **25-202**

Parks

See also

Nature parks

national and provincial, visits and campground attendance, **87-401**

Parsnips

See also

Vegetables

production, area, farm value, by province, **22-003**

Part-time employment

work history survey, **MDF-3804**

work patterns, **MDF-3801**

Particleboard

See also

Forestry
Forests
Logging
Lumber
Paper and allied products
Plywood
Pulp and paper
Sawmills
Veneer and plywood
Wood
Wood pulp

industries

annual census of manufacturers, **35-250**
principal statistics, employment, inventories, **35-250B**
production, stocks and shipments, **36-003**

Passenger cars

See also

Automobiles
Motor vehicles
Transportation

fuel consumption survey, **53-007**

number operated, kilometres driven, fuel consumed, fuel consumption ratio, **53-007**

Passengers

See also

Air transport
Buses
Rail transport
Transportation
Water transport

air, **87-401**

domestic and international, overview, **51-501E**
number of outbound and inbound
by city, **51-204**
by city-pairs, **51-204**

air carrier, **51-002**

by airport, **51-005**

air charters

domestic

origin and destination, by Canadian airport, **51-207**
seats available and load factors, by carrier, by country of origin and destination, **51-207**

international

origin and destination, by Canadian airport, **51-207**
seats available and load factors, by carrier, by country of origin and destination, **51-207**

air traffic, origin and destination statistics, revenue, **51-004**

bus and urban transit, monthly, **53-003**

intercity buses, school buses, urban transit, **53-215**

rail, by carrier, monthly, **52-003**

rail traffic, **52-215**

water transportation, **54-205**

Pasta products

See also

Food

industries

annual census of manufacturers, 32-250
principal statistics, employment, inventories, 32-250B

Patents

indicator of scientific and technological activity, 88-504E
individual inventors, 88-510
science and technology, 88-002

Payments

See
Balance of payments
International payments

Payroll

See also
Earnings

gross number of employees, local government, monthly, 72-009
provincial and territorial governments, monthly, 72-007

Peaches

See also
Fruits

canned, packed annually, by region, 32-023
canned and frozen, pack and stocks, monthly, 32-011
production estimates, by province, 22-003

Pears

See also
Fruits

canned, packed annually, by region, 32-023
canned and frozen, pack and stocks, monthly, 32-011
production estimates, by province, 22-003

Peas

See also
Vegetables

canned and frozen
annually, by region, 32-023
pack and stocks, monthly, 32-011

Peat

See also
Non-metallic minerals

production, by province, 26-202, 26-224

Pelts

See
Furs

Pension plans

employee coverage, survey, MDF-3853
union and non-union workers, MDF-3830
work reduction survey, MDF-3831

Pensions

See also
Insurance
Old age security
Retirement
Social security

as an income source, individuals and aggregate income, by
income group and province, 1986 census, 93-114
Canada and Quebec pension plans, 86-507

employer-sponsored, financial statistics, 74-201
quarterly, 74-001

funds

financial flows, recent quarterly data, 13-014, 13-214
national balance sheets, 13-214

general perspective, 74-401

plans

historical data, 11-210
recent data, 11-010
revenue and expenditures
by province, 13-213
annual data, 1961-1986, 13-213S
national accounts, 13-001, 13-201
worker's compensation, 86-501

Peppers

See also
Vegetables

production, area, farm value, by province, 22-003

Performing arts

See also
Arts

activities, synopsis, 87-001, 87-004
companies, performances, revenue and expenditures, by
province, 87-209
economic impact, 87-532
number of businesses, total revenue, by province, by revenue
size, revenue by source, client base, expenses,
part-time/full-time employment, 63-233

Perfumes

See
Toilet preparations

Periodicals

See
Newspapers and periodicals

Persian lamb

See also
Furs

pelts, imports, 23-208

Personal care

See also
Health care

consumer price index, 62-001

Personal income

See also
Income

1980, 1985, by sex, income group, by province, 1981-1986
census, 93-114
CAs and CTs, 1986 census, 95-102 to 95-174 (even)
annual estimates, 1926-1986, 13-531
arts and culture, economic impact, 87-532
disposable, distribution, subprovincial area, 13-216
distribution by income bracket, 13-207
historical data, 11-210
income after tax, distribution by bracket, 13-210
income distribution, 13-208
market research handbook, 63-224

overview, 1951-1981, by age-sex distribution, 13-581E
 population, by CD and CSD, for each province and territory,
 1986 census, 94-102 to 94-124 (even)
 postal areas, 17-202 to 17-206
 recent data, 11-010
 sex, income composition and group, 95-102 to 95-174 (even)
 source, age groups, schooling level, field of study,
 postsecondary qualifications, period of immigration, mother
 tongue, ethnic origin, by sex and by income group, by
 province, 1986 census, 93-114
 sources and disposition
 by province, 13-213
 annual data, 1961-1986, 13-213S
 national accounts, 13-001
 quarterly estimates, 1947-1986, 13-533
 sources of, by province, 13-201
 total, from employment, families, households, low income, by
 province
 by 1976 FED, 1986 census, 94-126
 by 1987 FED, 94-134
 by CMA and CA, 1986 census, 94-128
 workers compensation, 86-501

Personal savings

See also
 Expenditure
 Income
 Personal income

 historical data, 11-210
 recent data, 11-010

Personal services

See also
 Service industries

funeral directing establishments, receipts, by province, 63-532
 industries
 labour force, by age group, sex, class of worker, weeks
 worked in 1985, by industry, by province, 1986 census,
 93-113
 provincial government enterprises, financial statistics, by
 province, 61-204
 revenue, expenses, client base, full-time/part-time
 employment, 63-233
 labour force
 CMAs, 1981, 1986 census, 93-156
 by sex
 by detailed industry, (1970 classification), by province,
 1971, 1981, 1986 censuses, 93-152
 by industry division, by province, 1951 to 1986 censuses,
 93-152
 number of employees, salaries and wages, by industry, by
 province, monthly, 72-002
 revenue, by service industry, 63-015

Personal spending

See also
 Operating expenses

 historical data, 11-210
 market research handbook, 63-224
 recent data, 11-010

Personnel suppliers

See also
 Employees

establishments, number, total revenue, by province, 63-232

Persons and unincorporated businesses

See also
 Small business

financial flows, recent quarterly data, 13-014, 13-214
 income and expenditure accounts, 13-201
 national balance sheets, 13-214

Persons living alone

See
 Unattached individuals

Pesticides

See also
 Chemicals and chemical products

industries
 annual census of manufacturers, 46-250
 principal statistics, employment, inventories, 46-250B
 use, 1986 census, Canada, by type, by province, 96-102
 for each province, by type, agricultural region and census
 division, 96-103 to 96-112

Pet food

See
 Dog food

Peterborough

CT, 1986 census
 dwellings, by period of construction, heating fuel
 family income, by income group
 household income, by income group
 households, tenant, owner, rent and payments
 income, by sex, income composition, income group
 population, by home, official languages, ethnic origin,
 citizenship, place of birth, immigrants, by period and age at
 immigration, mobility status, education, labour force activity
 by industry division and major occupation group, sex, class
 of worker, 95-138
 population, dwellings, households, census and economic
 family characteristics, 95-137

Petrochemical plants

price indexes, quarterly, 62-007

Petroleum and coal products

See also
 Coal
 Diesel fuel
 Energy
 Fossil fuels
 Fuel
 Gasoline
 Industries
 Pipelines
 Propane

exploration, development and capital expenditures, intentions,
 61-216

industries
 annual census of manufacturers, 45-250
 capacity utilization rates, quarterly, 31-003
 consumption of containers and other packaging supplies,
 31-212
 destination of shipments, by province, by industry, 31-530
 employment, by province, by industry, 31-203

financial statistics, quarterly, 61-003
principal statistics, by province, by industry, 31-203

Petroleum and natural gas industry

See also

Energy
Fossil fuels
Fuel
Gasoline
Industries
Natural gas
Oil
Oil wells
Pipelines
Propane

cash expenditures, commodity data, drilling and production, 26-213

Petroleum products

See also

Gasoline
Refined petroleum

industries

shipments by major group of industries, monthly data, 31-001

stocks and shipments, by product type, monthly data, 31-001

refined, supply, sales and disposition, by type, by province, 45-004

Pharmaceuticals

See

Drugs

Pharmacies

See also

Drugs

chains, number of stores, annual sales, historical data, 63-210

Photographers

See also

Personal services

rental and leasing establishments, total revenue, by province, 63-232

Physical activity

See also

Recreation
Sports

youth, 82-545E

Physical geography, 11-402E, 11-403E

Physical health

See also

Health
Recreation
Sports

adults, 11-612E no.1

attitudes and behaviour, MDF-3828

elderly, longevity, 89-515

fitness and activity, 82-540E

survey, MDF-3217, MDF-3836

women, health profile, 82-542E

youth, 82-545E

Physical measures

height, weight, skinfold, blood pressure, MDF-3217

Physically disabled

adults in households, survey, MDF-3221a, MDF-3826

adults in institutions, survey, MDF-3222

children in households, survey, MDF-3221b, MDF-3826

residential care facilities, 82-003S, vol.1, no.1

survey, MDF-3826

Physicians

See also

Health care
Hospitals

number and income, 82-540

Pig iron

See also

Iron and steel

production and shipments, exports, 41-001

Pigs

See also

Livestock
Meat

by province, 21-522E

feed, shipments, by province of origin, 32-004

number on farms

1986 census, 1971 to 1986 census data, Canada, by type,

by province, 96-102

for each province, by type, agricultural region and census

division, 96-103 to 96-112

by province, quarterly, 23-008

farm values, prices, slaughtering and exports, 23-203

Pipe tobacco

See

Tobacco products

Pipelines

See also

Energy
Fossil fuels
Freight
Fuel
Gasoline
Natural gas
Oil
Oil wells
Petroleum and natural gas industry
Propane

crude oil and petroleum products movements, by province, monthly, 55-001

by commodity groups, 55-201

historical data, 11-210

industries, financial statistics, quarterly, 61-003

preliminary data, 61-003P

natural gas, distance by size, by province, 57-205

recent data, 11-010

Pipes

See also

Metals
Plastic products

concrete, industries

annual census of manufacturers, **44-250**principal statistics, employment, inventories, **44-250B**

plastic, industries

annual census of manufacturers, **33-250**principal statistics, employment, inventories, **33-250B**

steel

industries

annual census of manufacturers, **41-250**principal statistics, employment, inventories, **41-250B**production and shipments, **41-011****Place of birth**

population, by CD and CSD, for each province and territory,

1986 census, **94-102 to 94-124 (even)****Planing mills**

See

Sawmills

Plants

See also

Manufacturing

coke, supply and disposition, **45-002****Plants and equipment**

See also

Machinery and equipment

capital expenditures, price indexes, by industry, **13-211**historical data, **1936-1983, 13-568****Plastic containers**

See also

Containers and other packaging supplies

consumption by manufacturing industries, by industry, **31-212****Plastic products**

See also

Synthetic resins

blow-moulded bottles, production and shipments, quarterly,
47-006film and bags manufactured from resin, shipments, **47-007**

industries

annual census of manufacturers, **33-250, 46-250**capacity utilization rates, quarterly, **31-003**consumption of containers and other packaging supplies,
31-212destination of shipments, by province, by industry, **31-530**employment, by province, by industry, **31-203**orders, monthly data, **31-001**

principal statistics

by province, by industry, **31-203**employment, inventories, **33-250B, 46-250B**shipments by major group of industries, monthly data, **31-001**stocks and shipments, by product type, monthly data, **31-001****Platemaking**

See also

Printing and publishing

industries

annual census of manufacturers, **36-251**principal statistics, employment, inventories, **36-251B****Plumbers**establishments, output, labour, revenue and expenditures, by
province, **64-204****Plumbing**household facilities and equipment, by province, **64-601**households equipped, by province, **64-202****Plumbing fixtures**

See also

Metals

Sewers

metal, industries

annual census of manufacturers, **41-251**principal statistics, employment, inventories, **41-251B****Plums**

See also

Fruits

frozen, packed annually, by region, **32-023**production estimates, by province, **22-003****Plywood**

See also

Forestry

Forests

Logging

Lumber

Paper and allied products

Particleboard

Pulp and paper

Sawmills

Veneer and plywood

Wood

Wood pulp

industries

annual census of manufacturers, **35-250**principal statistics, employment, inventories, **35-250B**production shipments and stocks, **35-001****Police, 85-002**

See also

Crimes

Justice

Law

officers

murdered while on duty, **85-209**number by police force, federal, provincial, municipal levels,
85-523reported crimes, rates, by offence, by province and municipality,
85-205services and officers, federal, provincial and municipal levels,
85-523**Pollution**

See also

Environment

human activity and the environment, **11-509E****Population**

See also

Births

Deaths

Demography
Fertility
Immigrants
Immigration
Mortality

CAs, 1981, national and provincial ranks, 1986 census, 92-104
CAs and CTs

1981, 1986 census, land area, density, 1986 census, 95-101 to 95-173 (odd)

1986 census, 95-102 to 95-174 (even)

age group and sex, marital status, mother tongue, dwellings, households, census family, economic family characteristics, 1986 census, 95-101 to 95-173 (odd)

home, official languages, ethnic origin, citizenship, place of birth, immigrants, by period and age at immigration, mobility status, education, labour force activity, by industry division and major occupation group, sex and class of worker, 95-102 to 95-174 (even)

CDs, by province, national and provincial rank, 1986 census, 92-101

CDs, CMAs, growth, by province, 91-212

CDs, CMAs, intercensal annual estimates

1981-1986, by province, 91-521

component method, by province, 91-212

regression method, by province, 91-211

CDs, CSDs and unincorporated localities, geographical classification, by province, 1986 census, 92-121 to 92-123

CDs, CSDs, CMAs, CAs, urban areas, rural and urban, 1981-1986, national and provincial ranks, decreasing order, dwellings, land area, population density, 1986 census, by province, 92-109 to 92-120

CMAs

12/25, demography, family and social characteristics, dwellings, employment, income, for each CMA, 1986 census, 98-101 to 98-112

age, age group, sex, marital status, mother tongue, 1986 census, 93-156

census families, by number of children, by family structure, 1986 census, 93-156

ethnic origin, home and official languages, by sex, 1986 census, 93-156

immigrants, by place of birth, sex and period of immigration, 1986 census, 93-156

in private households, by economic family status, 1986 census, 93-156

labour force, by education, occupation, industry group, income group, work activity, 1986 census, 93-156

CMAs and CAs

decreasing rank, 1986 census, 92-104

national and provincial ranks, 1981 and 1986 census, 92-104

CMAs and CSDs, 1981 and 1986 censuses, 98-120

CSDs, national and provincial rank, decreasing population order, 1986 census, 92-101

FEDs, 1981, 1986 census, 92-102

FEDs, EAs and occupied dwellings, by province, 1986 census, 92-103

age-sex distribution, intercensal annual estimates, 1981-1986, by province, 91-518

age, sex and marital status, distribution

by single years, age group, by province, 1986 census, 93-101

mother tongue, census and economic families

by 1976 FED, 1986 census, 94-125

by 1987 FED, 94-133

by CMA and CA, 1986 census, 94-127

Canada and provinces, urban areas by size, farm and non-farm rural areas, CA and CMA, 1986 census, 94-129

Canada's north, distribution, 98-122

CANSIM, Minibase series directory, 12-569E

census dictionary, 1986, 99-101

census education data, 1971-1981, 13-579, 13-579S

change, growth and distribution, by province, 1871-1986, 98-120

characteristics, handbook, 63-224

citizenship, by sex, period of immigration, by province, 1986 census, 93-109

counties, census divisions and urban places, 84-542

demography

postal areas, 17-202 to 17-206

trends, 91-209

disabled persons, highlights, 82-563E

drainage basins, 11-509E

ecozones, 11-509E

elderly, 11-519E

longevity, 89-515

trends, by province, 98-121

employment income

1980, 1985, by sex, income group, by province, 1981, 1986 censuses, 93-115

by age group, schooling level, field of study, post-secondary qualifications, mother-tongue, official languages, weeks worked in 1985, work activity, salary and wage group, by province, 1986 census, 93-115

ethnic diversity, distribution, immigration, trends, 98-132

ethnic origins, by sex, age group, province, 1986 census, 93-109

families

1986 census, 93-107, MDF-3901a

in private households, by type, number of persons, by age group of children, by province, 1986 census, 93-106

farm operators, 1986 census, age-sex distribution, marital status, education, income, off-farm work, families, 96-114

growth

CDs and CMAs, births, deaths, international and interprovincial migration, final components, 91-212

according to three fertility hypotheses, 91-524E

health status, life expectancy by age, sex, 82-543

implications, 71-603E

intercensal annual estimates, births, deaths, migration, 1981-1986, by province, 91-521

projections for 1989-2011, births, deaths, migration, by province, 91-520

health perspectives, 82-540E

historical data, 11-516E

home and official languages, ethnicity, citizenship, birthplace, immigrants, mobility, education, occupations, households,

economic and census families, income, by province

by 1976 FED, 1986 census, 94-126

by 1987 FED, 1986 census, 94-134

by CMA and CA, 1986 census, 94-128

home language, by age group, sex, and province, 1986 census, 93-103

households, 1986 census, MDF-3901c

households, by census family status, age group, sex and marital status, by province, 1986 census, 93-106

human activity and the environment, 11-509E

immigration, by place of birth, sex, by province

1981, 1986 census, 93-109

age group, 1986 census, 93-109

income

1980, 1985, by sex, income group, by province, 1981-1986 census, 93-114

postal areas, 17-202 to 17-206

source, age groups, schooling level, field of study, postsecondary qualifications, period of immigration, mother tongue, ethnic origin, by sex and by income group, by province, 1986 census, 93-114

individuals, demographic, social, economic and ethno-cultural characteristics, 1986 census, MDF-3901b

inner city areas, demography, households, families, ethnicity, socio-economic characteristics, trends, 98-123

labour force, by province

age, sex

annual averages, 1981-1988, 71-529

monthly estimates, 71-001

survey, by economic region, 1986 census, 71-535 no.5

labour force activity, by sex, age group, marital status, highest level of schooling, by province, 1986 census, 93-111

language, mother tongue, retention and transfer, by age group, sex, by province, 1986 census, 93-153

life tables, Canada and provinces, by sex, 84-532

living alone, 11-518E

lone-parent, 11-520E

longevity and historical life tables, by province, 89-506

marital status, age-sex distribution

growth rate, postcensal annual estimates, by province, 91-210

intercensal annual estimates, 1981-1986, by province, 91-519

migrants, MDF-3814b

migrants, British Columbia and Alberta, profile, MDF-3814a

migrants, profile, MDF-3870

mobility status

1961, 1971, 1976, 1981, by sex and province, 1986 census, 93-108

sex and age groups, by province, 1986 census, 93-108

mother tongue

by sex, by age group, by province

1981, 1986 census, 93-102

1986 census, 93-103

New Brunswick, 11-608

occupations, by age group, sex, marital status, mother tongue, ethnic origin, period of immigration, schooling level, class of worker, industry division, employment income, family characteristics, by occupation, (1980 classification), 1986 census, 93-157

official language, by age group, sex, and province, 1986 census, 93-103

older workers, labour market activity survey, by province, 71-208

postcensal and intercensal estimations, age-sex distribution, marital status, migration, CDs and CMAs, families, 91-528E

projections for 1989-2011, by province, 91-520

quarterly estimates, quarterly and annual demographic statistics, interprovincial migrations, Canada and provinces, 91-002

rank

CDs and CSDs, 1986 census, 92-101

CMAs and CAs, 1986 census, 92-104

schooling attendance by age and sex, Canada and provinces, 1971, 1976, 1981, 13-579, 13-579S

schooling level

age and sex, Canada and provinces, 1971-1981, 13-579, 13-579S

detailed field of study, by sex, age group and province, 1986 census, 93-110

social and economic characteristics, by CD and CSD, for each

province and territory, 1986 census, 94-101 to 94-124

structure and dynamics, health status, life expectancy, 82-543

trends, 11-008E, 11-511E

unincorporated places, location, 1986 census, 92-105

women

index to data, 11-523E

statistical report, 89-503E

youth, trends, 89-511

Pork

See also

Animal products

Meat

frozen stocks, imports and exports, 23-203

Ports

See also

Shipping

Water transport

federal police services, 85-523

shipping, tonnage handled, by commodity, by destination, 54-205

Postal areas

demography and income statistics, 17-202 to 17-206

Postal service

See also

Communications

Mail

demography, by postal area, 17-202 to 17-206

personal income, by postal area, 17-202 to 17-206

Postsecondary education, 11-008E

See also

Colleges

Education

Graduates

Students

Universities

adult education, survey, MDF-3849

adult training survey, MDF-3846

Alberta, MDF-3852

community colleges and related institutions, enrolment and graduates, by institution, field and province, 81-222

degrees, population, by age group and sex, by province, by detailed field of study, 1986 census, 93-110

demographic profile, 1971, 1976, 1981, 13-579, 13-579S

enrolment, staff, finance, 81-002

financial statistics, by province, 81-208

graduates, by sex, field of study, employment, income, trends, 98-134

graduates, employment experience, MDF-3135

institutions, enrolment, graduates, professors, finances, 81-229

nursing, admissions, enrolment, graduation, by province, 83-226

qualifications

CMAs, by sex, age group, 1986 census, 93-156

ethnic groups, by single and multiple origins, 1986 census, 93-154

immigrant and non-immigrant population, by sex, number of children, by period of immigration, by province, 1986 census, 93-155

student survey, MDF-3823

universities

enrolment and degrees, **81-204**
 tuition, additional fees and living accommodation costs, by
 province, by institution, **81-219**

Potash

See also

Mines
 Mining

mines, production, 26-224
 production, by province, **26-202**

Potatoes

See also

Vegetables

production, area, farm value, by province, 22-003
 supply and disposition
 consumption per capita, 32-230
 consumption per capita, data sources, conversion factors,
 32-509E

Poultry

See also

Animal products
 Eggs
 Farms
 Livestock
 Meat
 Stewing hens
 Turkeys

data collection and estimating procedures, 21-602E no.2
 feed, shipments, by province of origin, 32-004
 frozen stocks, 32-217
 industries
 annual census of manufacturers, 32-250
 principal statistics, employment, inventories, 32-250B
 number on farms
 production, 1986 census, 1971 to 1986 census data,
 Canada, by type, by province, 96-102
 for each province, by type, agricultural region and census
 division, 96-103 to 96-112
 spatial distribution, by type, 1986 census, trends, 96-113
 supply and disposition
 by province, 23-202
 consumption per capita, 32-229
 consumption per capita, data sources, conversion factors,
 32-509E

Poverty line

See

Low income

Power plants

See also

Electric power
 Turbines

electric, inventory, 57-206
 electric power survey of capability and load, by province, 57-204

Power transmission

See also

Energy

mechanical, equipment, industries
 annual census of manufacturers, 42-250

principal statistics, employment, inventories, 42-250B

Prairie provinces

See also

Alberta
 Manitoba
 Saskatchewan

coarse grains, 22-007

Precious metals secondary refining

industries

annual census of manufacturers, 47-250
 principal statistics, employment, inventories, 47-250B

Prefabricated buildings

See also

Building construction

metal, industries

annual census of manufacturers, 41-251
 principal statistics, employment, inventories, 41-251B
 wooden, industries
 annual census of manufacturers, 35-250
 principal statistics, employment, inventories, 35-250B

Pregnancies

See

Births
 Contraception
 Maternity

Preschoolers

survey of child care, MDF-3807

Preventive health practices

See also

Health care

youth, 82-545E

Price indexes

See also

Consumer price index
 Implicit price index
 Prices

agricultural, 21-522E

capital expenditures on plants and equipment, by industry
 goods-producing and service industries, historical data,
 1936-1983, 13-568

manufacturing and non-manufacturing industries, 13-211

construction price index, quarterly, 62-007

consumer price index, **62-001**

teaching kit, 62-603E

user guide, 62-557E

education, 81-002

electric power, selling, for non-residential customers, monthly,
 62-011

farm input, by region, quarterly, 62-004

farm product price index, by province, 62-003

industrial product, net outflow by major group, monthly, 62-011

industrial product price indexes, 62-556

industries, by industry and industry group, monthly, **62-011**

international trade, 65-001, 65-001P

measurements, seasonality, variation, 62-602

primary classification systems, 1978, 1982, comparison,
 62-606E

raw materials, monthly, 62-011
 research and development, expenditures, 88-509
 travel price index, 87-003, 87-401

Prices

See also

Consumer price index
 Farms
 Food
 Housing
 Implicit price index
 Price indexes

CANSIM, Minibase series directory, 12-569E
 construction price index, quarterly, 62-007
 consumer, 62-010
 directory to microdata, 11-514E
 eggs sold for consumption, by month, 23-202
 farm input price index, 62-004
 farm products, index, 62-003
 grain trade, 22-201
 Canada/United States, 22-007, 22-201
 historical catalogue, 11-512E
 historical data, 11-210
 housing affordability, trends, 98-130
 indexes, 62-010
 industry price indexes, by industry and industry group, monthly, 62-011
 measurements, seasonality, variation, 62-602
 metals, 26-201
 passenger cars, by origin, monthly, 63-007
 questionnaires on microfiche, 12-205M
 recent data, 11-010

Primary education

See

Elementary education

Primary industries

See also

Mining
 Smelting and refining

directory to microdata, 11-514E
 historical catalogue, 11-512E
 value of construction work purchased, new and repair, by type of structure, 64-201

Primary metals

industries

annual census of manufacturers, 41-250
 capacity utilization rates, quarterly, 31-003
 consumption of containers and other packaging supplies, 31-212
 destination of shipments, by province, by industry, 31-530
 employment, by province, by industry, 31-203
 financial statistics, quarterly, 61-003
 preliminary data, 61-003P
 principal statistics
 by province, by industry, 31-203
 employment, inventories, 41-250B
 steel and iron, production and shipments, 41-001

Primary textiles

industries

capacity utilization rates, quarterly, 31-003
 consumption of containers and other packaging supplies,

31-212

destination of shipments, by province, by industry, 31-530
 employment, by province, by industry, 31-203
 orders, monthly data, 31-001
 principal statistics, by province, by industry, 31-203
 shipments by major group of industries, monthly data, 31-001
 stocks and shipments, by product type, monthly data, 31-001

Prince Edward Island

See also

Provinces

CDs, CSDs, CMAs, CAs, urban areas, population, 1981, 1986,
 urban, rural, national and provincial ranks, decreasing order,
 dwellings, land area, population density, 1986 census, 92-110
 EAs, 1981 and 1986 equivalents, by 1981, 1986 codes, 1986
 census, 99-127
 accommodation service industry, total revenue, 63-204
 adult correctional services, expenses, inmates, 85-211
 agriculture, 1986 census, farms and farm operators, crops,
 livestock, poultry, irrigation, machinery and equipment, by
 agricultural region and census division, 1971 to 1986 census,
 96-104
 building permits
 annual summary, 64-203
 monthly, 64-001
 business services, total revenue, by service, 63-232
 cardiovascular diseases, mortality rates, 82-544
 census families
 husband-wife families and lone-parent families, 91-529
 postcensal estimates, 91-204
 income, by income group, by province, 1986 census, 93-117
 civil courts, 85-509
 community colleges
 related institutions, enrolment and graduates, 81-222
 vocational schools, educational staff, 81-524
 courts, 85-511E
 crimes, police reported, by offence, 85-205
 criminal injuries, compensation, 86-502
 destination of shipments, by province, by industry, 31-530
 disabled persons residing in households, demography, lifestyle,
 labour force participation, education, health, by subprovincial
 area, 82-604
 dwellings and households, 1986 census, 93-104, 93-105
 earnings
 1986 census, 93-115
 by detailed occupation, sex, activity, 1981, 1986 census,
 93-116
 economic accounts
 annual data, 1961-1986, 13-213S
 annual estimates, 13-213
 preliminary estimates, 13-213P
 economic families, income, by income group, by province, 1986
 census, 93-118
 education
 enrolment, expenditures, by type of institution, 81-220
 financial statistics, all levels and by level of education, 81-208
 electric power, capacity and loads, imports, exports, 57-204
 elementary and secondary schools, enrolment, 81-210
 energy supply and demand, by type, by sector, 57-003
 ethnic groups, by single, multiple origins, 1986 census, 93-154
 ethnic origins, immigration and citizenship, 1986 census, 93-109
 expenditures on culture, by function, 87-206
 families, 1986 census, 93-106, 93-107
 federal expenditures on science and technology, 88-204
 federal government, scientific and technological establishments,

directory, 88-206
 government
 enterprises, financial statistics, 61-204
 finances, revenue and expenditures, 68-207
 gross domestic product, by industry, 15-203
 historical economic data, 11-210
 households, income, by income group, 1986 census, 93-119
 housing starts and completions, 64-002
 immigrants and non-immigrants, 1986 census, 93-155
 income, individuals, 1986 census, 93-114
 international travellers entering the province, 66-001, 61-001P
 juvenile courts, 85-522
 labour force
 activity, 1986 census, 93-111
 annual averages, 1981-1988, 71-529
 detailed industry, 1986 census, 93-113
 detailed occupation, 1986 census, 93-112
 by sex
 by detailed industry (1970 classification), 1971, 1981, 1986 censuses, 93-152
 by industry division, 1951 to 1986 censuses, 93-152
 monthly estimates, 71-001
 survey, economic regions, 71-535 no.5
 languages, mother tongue, bilingualism, by age group, sex, 1986 census, 93-103
 legal aid, services and expenditure, 85-216
 leisure and personal service industries, 63-233
 life tables, by sex, 84-532
 longevity and historic life tables, 89-506
 manufacturing industries, principal statistics, 31-203
 maps, census divisions and subdivisions, 1986 census, 99-115
 men, labour market activity survey, 71-206
 minority and second language education, elementary and secondary levels, 81-257
 mobility and interprovincial migration, 1986 census, 93-108
 mother tongue
 age group, sex, 1981, 1986 census, 93-102
 retention and transfer, 93-153
 nurses, employment, education, demography, 83-226
 occupations
 by sex and detailed occupation, 1986 census, 93-157
 older workers, labour market activity survey, 71-208
 place names, reference list, by classification code, by province, population, 1986 census, 92-121
 police services and officers, federal, provincial and municipal levels, 85-523
 population
 age, sex and marital status distribution, by single years, age group, by province, 1986 census, 93-101
 age-sex distribution, intercensal annual estimates, 1981-1986, 91-518
 demographic statistics, postcensal annual estimates, 91-210
 detailed characteristics, home and official languages, ethnic origin, citizenship, birthplace, immigrants, mobility, education, occupations, income, by CD and CSD, 1986 census, 94-104
 dwellings
 tenure and type, by CD and CSD, 1986 census, 94-103
 period of construction, heating system and fuel, 1986 census, 94-104
 marital status, age-sex distribution, sex ratio, intercensal annual estimates, 1981-1986, 91-519
 projections, 1989-2011, fertility, life expectancy, sex ratio, age-sex distribution, population growth, 91-520
 quarterly and annual demographic statistics, interprovincial migration, 91-002

selected characteristics, density, age-sex distribution, marital status, mother tongue, census and economic families, by CDs and CSDs, 1986 census, 94-103
 private and public investments, intentions, 61-205
 railways, revenue freight, by commodity, 52-211
 recent economic data, 11-010
 reference list
 EAs, by CSD, CD, 1986 census, 99-117
 EAs, by CSD, CD, PCT, 1986 census, 99-122
 research and development expenditures, by activity sector, 88-001
 retail trade
 chain and independent stores, 63-005
 independent retailers, sales per selling area, by type of store, location, by quantity and by province, 61-522
 sales and receipts, number of locations, by type, 63-223
 schooling level, by detailed field of study, 1986 census, 93-110
 television viewing time and distribution by origin and type of programme and origin of station, 87-208
 universities
 revenue and expenditures, trends, 81-260
 tuition, additional fees and living accommodation costs, by institution, 81-219
 value of construction work purchased, new and repair, by type of structure, 64-201
 women, labour market activity survey, 71-205
 workers compensation boards, 86-501
 youth, labour market activity survey, 71-207

Prince George

CT, 1986 census
 dwellings, by period of construction, heating fuel
 family income, by income group
 household income, by income group
 households, tenant, owner, rent and payments
 income, by sex, income composition, income group
 population, by home, official languages, ethnic origin, citizenship, place of birth, immigrants, by period and age at immigration, mobility status, education, labour force activity by industry division and major occupation group, sex, class of worker, 95-140
 population, dwellings, households, census and economic family characteristics, 95-139

Principal statistics

See also

Manufacturing

beverage industries, 32-251
 by industry, 32-251B
 campus bookstores, by province, 63-219
 census divisions or manufacturing statistical areas, by major group of industries, 31-209
 census metropolitan areas, by major group and industry, 31-402
 chemical and chemical products industries, 46-250
 by industry, 46-250B
 clothing industry, 34-252
 by industry, 34-252B
 consolidated enterprises by type, by industry and major group, 31-402
 definitions, 31-402
 economic regions, by major group of industries, 31-209
 electrical and electronic products industries, 43-250
 by industry, 43-250B
 fabricated metal products industries, 41-251
 by industry, 41-251B

film and video producers, 63-206
 food industries, by industry, 32-250B
 funeral directing establishments, by province, 63-532
 furniture and fixtures industries, 35-251
 by industry, 35-251B
 international trade, 65-001P
 leading 4, 8, 12, 16, 20, 50 enterprises, ranked by shipment, by industry, 31-402
 leather and allied products industries, 33-251
 by industry, 33-251B
 machinery industries (except electrical machinery), 42-250
 by industry, 42-250B
 mineral industries, mines, quarries and oil wells, 26-201
 motion picture theatres and film distributors, 63-207
 non-metallic mineral products industries, 44-250
 by industry, 44-250B
 other manufacturing industries, 47-250
 by industry, 47-250B
 paper and allied products industries, 36-250
 by industry, 36-250B
 primary metal industries, 41-250
 by industry, 41-250B
 primary textile industries, 34-250
 by industry, 34-250B
 printing, publishing and allied industries, 36-251
 by industry, 36-251B
 quarries and sand pits, by industry, by province, 26-225
 rubber and plastic products industries, 33-250
 by industry, 33-250B
 refined petroleum and coal products industries, 45-250
 by industry, 45-250B
 specified census agglomerations, by major group and industry, 31-209
 specified municipalities, by province and major group of industries, 31-209
 textile products industries, 34-251
 by industry, 34-251B
 tobacco products industries, 32-251
 by industry, 32-251B
 transportation equipment industries, 42-251
 by industry, 42-251B
 trucking industry, 53-222
 wholesale trade, merchants, agents, and brokers, 63-226
 wood industries, by province, 35-250
 by industry, 35-250B

Principal trading areas

See also
 International trade
 international trade, 65-001

Printing and publishing

See also
 Arts
 Books
 Newspapers and periodicals

arts and culture, statistical profile, 87-527
 economic impact, 87-532
 industries
 annual census of manufacturers, 36-251
 capacity utilization rates, quarterly, 31-003
 consumption of containers and other packaging supplies, 31-212
 destination of shipments, by province, by industry, 31-530
 employment, by province, by industry, 31-203

financial statistics, quarterly, 61-003
 preliminary data, 61-003P
 principal statistics
 by province, by industry, 31-203
 employment, inventories, 36-251B
 shipments by major group of industries, monthly data, 31-001
 stocks and shipments, by product type, monthly data, 31-001
 periodicals, industries, 87-203

Producer marketing

cereals and oilseeds, 22-007

Production

See also
 Gross domestic product
 Industries
 Shipments
 aggregate measures, historical data, 15-204
 Canadian automobile industry, 42-251
 costs
 manufacturing industries, national and provincial areas, 31-203
 grain trade, 22-201
 indexes,
 labour historical data, 15-204
 price level measurements, 62-602
 particleboard, waferboard and hardboard, 36-003
 poultry, data collection and estimating procedures, 21-602E no.2

Productivity

See also
 Inflation
 labour market trends, by industry group, 1951-1984, 89-507E

Products

industrial product price indexes, 62-556

Professionals

by age group, sex, marital status, mother tongue, ethnic origin, period of immigration, schooling level, class of worker, industry division, employment income, family characteristics, by occupation, (1980 classification), 1986 census, 93-157

Professions

See also
 Occupations
 labour force schooling level, by age and sex, Canada and provinces, 1971, 1981, 13-579, 13-579S
 occupational classification, 12-565E

Professors

See also
 Occupations
 Teachers
 science and technology, 88-002

Profiles

See
 Statistical profiles

Profitability

periodical publishing industry, 87-203
 sound recording industry, 87-202

Profits

See also

Operating results

before and after taxes, for all industries, mining, manufacturing and other, quarterly, preliminary data, 61-003P
 corporation financial statistics, 61-207
 industrial corporations, by major industry group, quarterly, 61-003
 periodical publishing industry, 87-203

Propane

See also

Energy

Fossil fuels

Fuel

Gasoline

Natural gas

Oil

Oil wells

Petroleum and coal products

Petroleum and natural gas industry

propane mixes, supply, sales and disposition, by province, 45-004

supply of processing plant, by month, by province, 26-006

Property

See also

Real estate

accounts, railways, 52-216

crimes, MDF-3837b

Edmonton, MDF-3837a

police reported, by province, 85-205

Property insurers

See also

Insurance

financial statistics, quarterly, 61-006

Protection and standards

manufacturing, 11-402E

Provinces

See also

Names of provinces and territories

EAs, 1981 and 1986 equivalents, by 1981, 1986 codes, 1986 census, 99-127

accommodation service industry, total revenue, 63-204

accounts, personal income, 13-201

adult correctional services, expenses, inmates, 85-211

agriculture, 1986 census, farms and farm operators, crops, livestock, poultry, irrigation, machinery and equipment, by agricultural region and census division, 1971 to 1986 census, 96-103 to 96-112

book publishers, sales, 87-210

building permits

annual summary, 64-203

monthly, 64-001

business services, total revenue, by service, 63-232

cardiovascular diseases, mortality rates, 82-544

census families

husband-wife families and lone-parent families, 91-529

postcensal estimates, 91-204

income, by income group, by province, 1986 census, 93-117

civil courts, 85-509

community colleges

related institutions, enrolment and graduates, 81-222

vocational schools, educational staff, 81-254

computer service industry, revenue, 63-222

consumer price index, all items, 62-533

courts, 85-511E

crimes, police reported, by offence, 85-205

criminal injuries compensation, by province, 86-502

destinations of manufacturing shipments, by industry, by province, 31-530

disabled persons residing in households, demography, lifestyle, labour force participation, education, health, 82-603 to 82-612

domestic travels of Canadians, 87-504

dwellings and households, 1986 census, 93-104, 93-105

economic accounts

annual data, 1961-1986, 13-213S

annual estimates, 13-213

economic families, income, by income group, by province, 1986 census, 93-118

education

data, 13-579, 13-579S

enrolment, expenditures, by type of institution, 81-220

financial statistics, all levels and by level of education, 81-208

elderly, trends, 98-121

electric power, capacity and loads, imports, exports, 57-204

elementary and secondary schools, enrolment, 81-210

employment

by industry, unemployment, by sex, 71-001P

changes, by enterprise, 18-501E

earnings, by industry, monthly, 72-002

employment income

1986 census, 93-115

by detailed occupation, sex, activity, 1981, 1986 census, 93-116

energy supply and demand, by type, by sector, 57-003

ethnic groups, by single and multiple origins, 1986 census, 93-154

ethnic origins, immigration and citizenship, 1986 census, 93-109

expenditures, on culture

by function and province, 87-206

overview, 87-517

families, 1986 census, 93-106, 93-107

federal expenditures on science and technology, 88-204

federal government

employment and payroll, monthly data, 72-004

scientific and technological establishments, directory, 88-206E

FEDs and EAs, population and occupied dwellings, 1986 census, 92-103

finance, 68-209

fur farming, fox and mink, 23-208

fur production, imports, exports, 23-207

government

enterprises, financial statistics, 61-204

finances, revenue and expenditures, 68-207

gross domestic product

by industry, 15-203

preliminary estimates, 13-213P

historical economic data, 11-210

homicide trends, 85-209

households, income by income group, 1986 census, 93-119

housing starts and completions, 64-002

immigrants and non-immigrants, 1986 census, 93-155

income

- estimates for subprovincial areas, 13-216
- individuals, 1986 census, 93-114
- international trade, 65-001
- interprovincial migration, 71-603E
- investment, private and public, capital and repair expenditures, 61-206
- justice, statistics and information, history, needs and resources, 85-506E
- juvenile courts, offences, charges, by age and sex, by province, 85-522
- labour force
 - activity, 1986 census, 93-111
 - annual averages, 1981-1988, 71-529
 - detailed industry, 1986 census, 93-113
 - detailed occupation, 1986 census, 93-112
 - by sex
 - by detailed industry, (1970 classification), by province, 1971, 1981, 1986 censuses, 93-152
 - by industry division, by province, 1951 to 1986 censuses, 93-152
 - historical data, 71-201
 - monthly estimates, 71-001
 - survey, by province and economic region, 1986 census, 71-535 no.5
- languages, mother tongue, bilingualism, by age group, sex, 1986 census, 93-103
- legal aid, services and expenditures, 85-216
- leisure and personal service industries, 63-233
- local area population, CDs and CMAs, postcensal and intercensal estimates, 91-528E
- longevity and historical life tables, 89-506
- manufacturing industries, principal statistics, major groups, by industry, 31-203
- maps, census divisions and subdivisions, 1986 census, 99-115
- men, labour market activity survey, by province, 71-206
- metal mines, production, 26-223
- mineral production, 26-202
- minority and second language education, elementary and secondary levels, 81-257
- mobility and interprovincial migration, 1986 census, 93-108
- monthly sales, department stores, 63-004
- mother tongue
 - by age group, sex, 1981, 1986 census, 93-102
 - retention and transfer, 1986 census, 93-153
- motor vehicles, new, monthly sales, by type and origin, 63-007
- non-metal mines, production, 26-224
- nurses, employment, education, demography, 83-226
- occupations, by sex and detailed occupation, 1986 census, 93-157
- older workers, labour market activity survey, by province, 71-208
- place names, reference list, by classification code, by province, population, 1986 census, 92-121 to 92-123
- police services and officers, federal, provincial and municipal levels, 85-523
- population
 - age-sex distribution, intercensal annual estimates, 1981-1986, 91-518
 - demographic statistics, postcensal annual estimates, 91-210
 - detailed characteristics, home and official languages, ethnic origin, citizenship, birthplace, immigrants, mobility, education, occupations, income, by CD and CSD, for each province and territory, 1986 census, 94-102 to 94-124 (even)
 - dwellings
 - period of construction, private, occupied, heating system and fuel, for each province and territory, 1986 census, 94-102 to 94-124 (even)
 - private, occupied, tenure and type, by CD and CSD, for each province and territory, 1986 census, 94-101 to 94-123 (odd)
 - selected characteristics, urban areas, by size, farm and non-farm rural areas, CA and CMA, 1986 census, 94-129
 - dwellings, selected characteristics
 - by 1976 FED, 1986 census, 94-125
 - by 1987 FED, 94-133
 - by CMA and CA, 1986 census, 94-127
 - by age, sex and marital status distribution, by single years, age group, 1986 census, 93-101
 - marital status, age-sex distribution, sex ratio, intercensal annual estimates, 1981-1986, 91-519
 - projections, 1989-2011, fertility, life expectancy, sex ratio, age-sex distribution, population growth, 91-520
 - quarterly and annual demographic statistics, interprovincial migration, 91-002
 - selected characteristics, density, age-sex distribution, marital status, mother tongue, census and economic families, by CD and CSD, for each province and territory, 1986 census, 94-101 to 94-123 (odd)
- private and public investments, intentions, 61-205
- railways, revenue freight, by commodity, 52-211
- recent economic data, 11-010
- reference list of EAs, by CSD, CD, 1986 census, by province
 - Atlantic provinces, 99-117
 - Ontario, 99-119
 - Quebec, 99-118
 - western provinces, 99-120
- reference list of EAs, by CSD, CD, PCTs, 1986 census, 99-122 to 99-125
- refined petroleum products, supply, sales and disposition, 45-004
- research and development, expenditures, by activity sector, 88-001
- residents travelling abroad, trips, expenses, 66-201
- restaurants, caterers and taverns, receipts, monthly, 63-011
- retail trade
 - chain and independent stores, 63-005
 - drug stores, operating results, 63-607
 - florists, operating results, 63-608
 - independent retailers, sales per selling area, by type of store, location, by quantity and by province, 61-522
 - jewellery stores, operating results, 63-609
 - men's clothing stores, operating results, 63-603
 - sales and receipts, number of locations, by type, 63-223
- schooling level by detailed field of study, 1986 census, 93-110
- seasonal variations in retail trade, 1972-1982, 16-502
- self-employment, trends, 71-536
- stocks of food commodities in cold storage, 32-217
- television viewing time and distribution by origin and type of programme and origin of station, by anglophones, francophones, 87-208
- tourism, accommodation, 87-401
- travellers entering Canada, 66-001, 66-001P
- universities
 - graduates, interprovincial movement for employment, 89-501E
 - tuition, additional fees and living accommodation costs, by institution, 81-219
- unpaid family work, trends, 71-535 no.2
- value of construction work purchased, new and repair, by type of structure, 64-201

women, labour market activity survey, 71-205
 work injuries, number, by sex and age group, by industry,
 72-208
 workers compensation boards, 86-501
 youth, labour market activity survey, 71-207

Provincial census tracts

reference list of EAs, by CSD and CD, 1986 census, by
 province
 Atlantic provinces, 99-122
 Ontario, 99-124
 Quebec, 99-123
 western provinces and the territories, 99-125
 reference list of EAs, by CMA, CSD, 1986 census, 99-126

Provincial government

See also
 Government

employment and payroll, monthly, 72-007
 enterprises, financial statistics, 61-204
 expenditures, on culture
 by function and province, 87-206
 heritage institutions, 87-207
 overview, 87-517
 performing arts companies, 87-209
 statistical profile, 87-527
 finance, by province, 68-209
 financial flows, recent quarterly data, 13-014, 13-214
 national balance sheets, 13-214
 revenue and expenditures, 68-207
 by province, 13-213
 annual data, 1961-1986, 13-213S
 national accounts, 13-201
 value of construction work purchased, new and repair, by type of
 structure, 64-201

Prunes

See also
 Fruits

production estimates, by province, 22-003

Public administration

adult correctional services, expenses, 85-211
 income and expenditures, 13-201
 federal, employment and payroll, by department, agency, by
 occupational category
 by metropolitan area, 72-205
 by province, monthly data, 72-004
 labour force
 CMAs, 1981, 1986 census, 93-156
 by sex
 by detailed industry, (1970 classification), by province,
 1971, 1981, 1986 censuses, 93-152
 by industry division, by province, 1951 to 1986 censuses,
 93-152
 labour unions, 71-202
 local, employment and payroll, monthly, 72-009
 number of employees, salaries and wages, by industry, by
 province, monthly, 72-002
 provincial and territorial employment and payroll, monthly,
 72-007
 revenue and expenditures
 national accounts, 13-001
 by province, 13-213

Public finance

See
 Government finance

Public institutions

See also
 Government
 Public administration
 Public service

financial flows, recent quarterly data, 13-014

Public libraries

See also
 Archives
 National archives

number, personnel, language of book stock, circulation, revenue,
 expenses, 87-205, 87-205S

Public revenue

See
 Government revenue

Public service

See also
 Federal government
 Local government
 Provincial government
 Public administration

occupational classification, 12-565E

Public spending

See
 Government spending

Public trade schools

See also
 Education
 Schools
 Vocational training

educational staff, number and salaries, by staff position, field, sex
 and province, 81-254

Publications

See also
 Books
 Newspapers and periodicals

1986 census catalogue
 final edition, 99-103E
 preliminary edition, 99-102E
 new releases, 11-001E, 11-002E

Publishers

See also
 Bookstores
 Books

books, sales, titles published, authors, financial aid, employees,
 87-210

Publishing

See
 Printing and publishing

Pulmonary function

See also

Health care

laboratories, workload measurement system, 83-603

Pulp and paper

See also

Forestry

Forests

Logging

Lumber

Paper and allied products

Particleboard

Plywood

Sawmills

Wood

industries

annual census of manufacturers, **36-250**

capital and repair expenditures, 25-202

definitions and classification index, 12-570E

principal statistics, employment, inventories, 36-250B

mills, capital and repair expenditures, 25-202

Pulpwood

See also

Wood pulp

exports of wood chips, 25-202

production, by province, **25-201**

production, consumption, inventories, by province, 25-001

Pumping stations

See also

Pipelines

oil pipeline transport, number, by province, 55-201

Pumpkins and squash

See also

Vegetables

canned and frozen

pack and stocks, monthly, 32-011

packed annually, by region, 32-023

Pumps

See also

Machinery and equipment

industries

annual census of manufacturers, **42-250**

principal statistics, employment, inventories, 42-250B

Purchasing power

See also

Price indexes

Prices

consumer price index, **62-001, 62-010**

Purses

See

Luggage, purses and handbags

Q**Quality of life, 11-511E**

See also

Health

Lifestyle

Physical health

Quarries

See also

Mines

Mining

consumption of fuel and electricity, by industry, by province, 26-225

employees, numbers and earnings, by industry, by province, 26-225

federal government enterprises, financial statistics, 61-203

materials, supplies, selected contract services and value of production, by industry, by province, 26-225

principal statistics, by industry, by province, 26-225

provincial government enterprises, financial statistics, by province, 61-204

Quarry workers

See also

Occupations

occupational mortality, by cause, British Columbia, 84-544

Quarrying

See also

Mines

Mining

industrial classification, 12-501E

industries

labour force, by age group, sex, class of worker, weeks

worked in 1985, by industry, by province, 1986 census, 93-113

number of employees, salaries and wages, by industry, by province, monthly, 72-002

labour force, by sex

by detailed industry, (1970 classification), by province, 1971, 1981, 1986 censuses, 93-152

by industry division, by province, 1951 to 1986 censuses, 93-152

occupational classification, 12-565E

real gross domestic product, 26-201

Quebec

See also

Provinces

CDs, CSDs, CMAs, CAs, urban areas, population, 1981, 1986, urban, rural, national and provincial ranks, decreasing order, dwellings, land area, population density, 1986 census, 92-113

EAs, 1981 and 1986 equivalents, by 1981, 1986 codes, 1986 census, 99-127

accommodation service industry, total revenue, 63-204

adult correctional services, expenses, inmates, 85-211

agriculture, 1986 census, farms and farm operators, crops,

livestock, poultry, irrigation, machinery and equipment, by

agricultural region and census division, 1971 to 1986 census, 96-107

building permits

annual summary, 64-203

monthly, 64-001

- business services, total revenue, by service, 63-232
- capital and repair expenditures, revised intentions, 61-206
- cardiovascular diseases, mortality rates, 82-544
- census families
 - husband-wife families and lone-parent families, 91-529
 - postcensal estimates, 91-204
 - income, by income group, by province, 1986 census, 93-117
- civil courts, 85-509
- community colleges
 - related institutions, enrolment and graduates, 81-222
 - vocational schools, educational staff, 81-524
- courts, 85-511E
- crimes, police reported, by offence, 85-205
- criminal injuries, compensation, 86-502
- destination of shipments, by province, by industry, 31-530
- disabled persons residing in households, demography, lifestyle, labour force participation, education, health, by subprovincial area and metropolitan area, 82-607
- dwellings and households, 1986 census, 93-104, 93-105
- earnings
 - 1986 census, 93-115
 - by detailed occupation, sex, activity, 1981, 1986 census, 93-116
- economic accounts
 - annual data, 1961-1986, 13-213S
 - annual estimates, 13-213
 - preliminary estimates, 13-213P
- economic families, income, by income group, by province, 1986 census, 93-118
- education
 - enrolment, expenditures, by type of institution, 81-220
 - financial statistics, all levels and by level of education, 81-208
- electric power, capacity and loads, imports, exports, 57-204
- elementary and secondary schools, enrolment, 81-210
- energy supply and demand, by type, by sector, 57-003
- ethnic groups, by single, multiple origins, 1986 census, 93-154
- ethnic origins, immigration and citizenship, 1986 census, 93-109
- expenditures on culture, by function, 87-206
- families, 1986 census, 93-106, 93-107
- federal expenditures on science and technology, 88-204
- federal government, scientific and technological establishments, directory, 88-206
- government
 - enterprises, financial statistics, 61-204
 - finances, revenue and expenditures, 68-207
- gross domestic product, by industry, 15-203
- historical economic data, 11-210
- households, income, by income group, 1986 census, 93-119
- housing starts and completions, 64-002
- immigrants and non-immigrants, 1986 census, 93-155
- income, individuals, 1986 census, 93-114
- international travellers entering the province, 66-001, 61-001P
- juvenile courts, 85-522
- labour force
 - activity, 1986 census, 93-111
 - annual averages, 1981-1988, 71-529
 - detailed industry, 1986 census, 93-113
 - detailed occupation, 1986 census, 93-112
 - by sex
 - by detailed industry (1970 classification), 1971, 1981, 1986 censuses, 93-152
 - by industry division, 1951 to 1986 censuses, 93-152
 - monthly estimates, 71-001
 - survey, by economic region, 71-535 no.5
- languages, mother tongue, bilingualism, by age group, sex, 1986 census, 93-103
- legal aid, services and expenditures, 85-216
- leisure and personal service industries, 63-233
- life tables, by sex, 84-532
- longevity and historic life tables, 89-506
- manufacturing industries, principal statistics, 31-203
- maps, census divisions and subdivisions, 1986 census, 99-115
- men, labour market activity survey, 71-206
- minority and second language education, elementary and secondary levels, 81-257
- mobility and interprovincial migration, 1986 census, 93-108
- mother tongue
 - by age group, sex, 1981, 1986 census, 93-102
 - retention and transfer, 93-153
- nurses, employment, education, demography, 83-226
- occupations
 - by sex and detailed occupation, 1986 census, 93-157
- older workers, labour market activity survey, 71-208
- place names, reference list, by classification code, by province, population, 1986 census, 92-122
- police services and officers, federal, provincial and municipal levels, 85-523
- population
 - age, sex and marital status distribution, by single years, age group, by province, 1986 census, 93-101
 - age-sex distribution, intercensal annual estimates, 1981-1986, 91-518
 - demographic statistics, postcensal annual estimates, 91-210
 - detailed characteristics, home and official languages, ethnic origin, citizenship, birthplace, immigrants, mobility, education, occupations, income, by CD and CSD, 1986 census, 94-110
- dwellings
 - tenure and type, by CD and CSD, 1986 census, 94-109
 - period of construction, heating system and fuel, 1986 census, 94-110
- marital status, age-sex distribution, sex ratio, intercensal annual estimates, 1981-1986, 91-519
- projections, 1989-2011, fertility, life expectancy, sex ratio, age-sex distribution, population growth, 91-520
- quarterly and annual demographic statistics, interprovincial migration, 91-002
- selected characteristics, density, age-sex distribution, marital status, mother tongue, census and economic families, by CD and CSD, 1986 census, 94-109
- private and public investments, intentions, 61-205
- railways, revenue freight, by commodity, 52-211
- recent economic data, 11-010
- reference list
 - EAs, by CSD, CD, 1986 census, 99-118
 - EAs, by CSD, CD, PCT, 1986 census, 99-123
- research and development expenditures, by activity sector, 88-001
- retail trade
 - chain and independent stores, 63-005
 - independent retailers, sales per selling area, by type of store, location, by quantity and by province, 61-522
 - sales and receipts, number of locations, by type, 63-223
- schooling level, by detailed field of study, 1986 census, 93-110
- television viewing time and distribution by origin and type of programme and origin of station, by anglophones, francophones, 87-208
- universities
 - revenue and expenditures, trends, 81-260
 - tuition, additional fees and living accommodation costs, by institution, 81-219
- value of construction work purchased, new and repair, by type of

structure, 64-201
 women, labour market activity survey, 71-205
 workers compensation boards, 86-501
 youth, labour market activity survey, 71-207

Quebec city

atlas, demography, education, ethnic origin, lone-parent families,
 dwellings, employment, income, 1986 census, 98-103

CT, 1986 census

dwellings, by period of construction, heating fuel
 family income, by income group
 household income, by income group
 households, tenant, owner, rent and payments
 income, by sex, income composition, income group
 population, by home, official languages, ethnic origin,
 citizenship, place of birth, immigrants, by period and age at
 immigration, mobility status, education, labour force activity
 by industry division and major occupation group, sex, class
 of worker, 95-142

population, dwellings, households, census and economic
 family characteristics, 95-141

historical overview, 11-606E

map, CMA, 1986 census, 99-116

population, CMAs

age, age group, sex, marital status, mother tongue, 1986
 census
 census families, by number of children, by family structure,
 1986 census
 ethnic origin, home and official languages, by sex, 1986
 census
 immigrants, by place of birth, sex and period of immigration,
 1986 census
 in private households, by economic family status, 1986
 census
 labour force, by education, occupation, industry group,
 income group, work activity, 1986 census, 93-156

Quebec Pension Plan

See also

Pensions
 Retirement
 Social security

general perspective, 74-401

revenue and expenditures, contributors and beneficiaries,
 86-507

Questionnaires

See

Survey questionnaires

R

Rabbits

See also

Furs

feed, shipments, by province of origin, 32-004

pelts, imports and exports, 23-208

Raccoon

See also

Furs

pelts, imports, 23-208

Radio

See also

Broadcasting

households equipped, by province, 64-202, 64-601

industries

annual census of manufacturers, 43-250

principal statistics, employment, inventories, 43-250B

synopsis, 87-001, 87-004

Radishes

See also

Vegetables

production, area, farm value, by province, 22-003

Rail

financial, operating, fuel, freight, statistics, 52-216

Rail transport, 50-002, 52-215

historical data, 11-210

recent data, 11-010

traffic, 52-003

Rail/truck

transportation comparison, 52-216

Railways

See also

Freight

Transportation

carriers, finances, operations, equipment, traffic and
 employment, 52-215

electric, industry and establishments, revenue and expenses, by
 province, 53-215

federal police services, 85-523

freight loadings, by commodity, 52-001

operating statistics, revenues and expenses, monthly, 52-003

revenue freight, by commodity and province, 52-211

rolling stock, industries

annual census of manufacturers, 42-251

principal statistics, employment, inventories, 42-251B

Ranges

See

Stoves

Rapeseed

See

Canola

Raspberries

See also

Fruits

canned and frozen, pack and stocks, monthly, 32-011

frozen, packed annually, by region, 32-023

production estimates, by province, 22-003

Raw materials

See also

Materials and supplies

price indexes, monthly, 62-011

shipped by Canadian manufacturers, value and volume, 31-211

RCMP

See

Royal Canadian Mounted Police

RD

See

Research and development

Reading

See also

Books

consumer price index, 62-001
family expenditure, MDF-3504
survey, MDF-3815

Real estate

See also

Capital

federal government enterprises, financial statistics, 61-203
industries
 financial statistics, quarterly, 61-003
 preliminary data, 61-003P
 industrial classification, 12-501E
 labour force, by age group, sex, class of worker, weeks
 worked in 1985, by industry, by province, 1986 census,
 93-113
 number of employees, salaries and wages, by industry, by
 province, monthly, 72-002
labour force
 CMAs, 1981, 1986 census, 93-156
 by sex
 by detailed industry, (1970 classification), by province,
 1971, 1981, 1986 censuses, 93-152
 by industry division, by province, 1951 to 1986 censuses,
 93-152
private and public investments, intentions, by province, 61-205
provincial government enterprises, financial statistics, by
 province, 61-204

Receipts and dispositions

crude oil
 equivalent, by source, 55-201
 liquid hydrocarbon, by source, monthly, 55-001
funeral directing establishments, by province, 63-532
international transfer of technology, 88-502

Record players

See also

Sound equipment

households equipped, by province, 64-601

Records

See also

Audiovisual materials
Sound recording

sales, by format, size, origin of financial control and province,
87-202**Recreation**

See also

Physical activity
Tourism
Vacation homes

adult education, survey, MDF-3849
arts and culture, statistical profile, 87-527
consumer price index, 62-001
cultural activities, statistical profile, 87-527
disabled, limitations, MDF-3221a, MDF-3221b
equipment, household, MDF-3506
equipment, household, key file, MDF-3502e
equipment, ownership and utilization, 87-401
families and unattached individuals, expenditures, 62-555,
 MDF-3504
industries
 number of businesses, total revenue, by province, by revenue
 size, revenue by source, client base, expenses,
 part-time/full-time employment, 63-233
leisure activities and reading habits, survey, MDF-3815
outdoor, participation, households' equipment, campgrounds,
 87-401
physical exercise, attitudes and practices, MDF-3828
physical exercise, survey, MDF-3217, MDF-3836
revenue, by service industry, 63-015
tourism, 87-003
travel survey, MDF-3810
wildlife activities, MDF-3808a, MDF-3808b

Refined petroleum

See also

Diesel fuel
Energy
Natural gas
Petroleum products
Pipelines
Propane

industries
 annual census of manufacturers, 45-250
 principal statistics, employment, inventories, 45-250B

Refractories

See also

Construction
Mineral products

industries
 annual census of manufacturers, 44-250
 principal statistics, employment, inventories, 44-250B

Refrigeration equipment

See also

Freezers

contractors, establishments, output, labour, revenue and
 expenditures, by province, 64-204
industries
 annual census of manufacturers, 42-250
 principal statistics, employment, inventories, 42-250B

Refrigerators

See also

Electrical appliances

households equipped, number per household, by province,
 64-202
production, sales, stocks, exports, monthly, 43-010

Regina

atlas, demography, education, ethnic origin, lone-parent families,
 dwellings, employment, income, 1986 census, 98-109
CT, 1986 census

dwellings, by period of construction, heating fuel
 family income, by income group
 household income, by income group
 households, tenant, owner, rent and payments
 income, by sex, income composition, income group
 population, by home, official languages, ethnic origin,
 citizenship, place of birth, immigrants, by period and age at
 immigration, mobility status, education, labour force activity
 by industry division and major occupation group, sex, class
 of worker, **95-144**
 population, dwellings, households, census and economic
 family characteristics, **95-143**
 map, CMA, 1986 census, 99-116
 population, CMAs
 age, age group, sex, marital status, mother tongue, 1986
 census
 census families, by number of children, by family structure,
 1986 census
 ethnic origin, home and official languages, by sex, 1986
 census
 immigrants, by place of birth, sex and period of immigration,
 1986 census
 in private households, by economic family status, 1986
 census
 labour force, by education, occupation, industry group,
 income group, work activity, 1986 census, 93-156

Regional analysis

See also
 Methodology

recent data on key economic indicators, 11-010

Registrations

See also
 Motor vehicles

road motor vehicles, number, by province, **53-219**

Regulations

civil aviation, 51-501E

Remarriage

See also
 Marital status

life table analysis, by sex, 84-536E
 trends, 89-509, 89-517E

Rent

farm accounts, 21-601E no.10

Rentals and leasing

See also
 Automobiles

establishments, automobiles and trucks, machinery and
 equipment, total revenue, by province, 63-232

Renters

See also
 Apartments
 Tenants

principal accommodation expenditures, by type of dwelling,
62-555 , MDF-3504

Repairs

homeowner repair and renovation expenditures, by province,
 62-201
 services, rental and leasing establishments, total revenue, by
 province, 63-232

Research

See also
 Agriculture
 Diseases
 Hospitals
 Industries
 Science
 Technology

funding

Canada, 11-402E
 institutes, federal government scientific and technological
 establishments, directory, 88-206E
 organizations
 expenditures, by activity sector, 88-001
 papers and scientific journals, bibliometrics, 88-501E
 summary report, 88-507E
 universities, revenue and expenditures, trends, 81-260

Research and development

See also
 Patents
 Science
 Technology

expenditures

activity sector, 88-001
 industry, 88-509
 measurement, 88-506E
 output, 88-002
 federal government expenditures, science and technology,
88-204
 industrial
 funds, expenditures, by industry, 88-202
 productivity and technological changes, 88-505E

Residential care facilities

See also
 Hospitals

elderly, residential care, income and expenditures of
 establishments, **83-237**
 mental disorders, residential care, income and expenditures of
 establishments, 83-238

Resources

See
 Natural resources

Respiratory technology

See also
 Health care

laboratories, workload measurement system, 83-603

Restaurants

See also
 Food

family food expenditures, 62-554, MDF-3503, MDF-3504
 industries
 financial statistics, quarterly, 61-003

preliminary data, 61-003P

receipts

by kind of business, by province, 87-401
by province, monthly, 63-011

Retail sales

See also

Advertising services
Department stores
Small business
Stores
Vending machines
Wholesale merchants
Wholesale trade

sales

alcoholic beverages, 63-202
direct selling, by method and by commodity group, by commodity, 63-218
occupational classification, 12-565E
seasonal variations, regional breakdowns, 16-502

stores

chain and department, sales, by kind of business, by department, 63-210
chain, stocks, stock-sales ratios, by department, monthly, 63-014

Retail trade

chain and independent stores, by province and selected metropolitan area, by kind of business, 63-005
clothing, men's, operating results, by province, 63-603
drug stores, operating results, by province, 63-607
florists, operating results, by province, 63-608
industries
financial statistics, quarterly, 61-003
preliminary data, 61-003P
industrial classification, 12-501E
jewellery stores, operating results, by province, 63-609
sales and receipts, number of locations, by type, by province, 63-223
sales per selling area, independent retailers, by type of store, location, by quantity and by province, 61-522
seasonal variations, regional breakdowns, 1972-1982, 16-502

Retailers

See also

Stores

independent, sales per selling area, by type of store, location, by quantity and by province, 61-522

Retirement

See also

Canada Pension Plan
Insurance
Old age security
Pensions
Quebec Pension Plan
Unemployment insurance

Canada and Quebec pension plans, 86-507
pensions, private, Canada Pension Plan, Quebec Pension Plan, 1971-1985, 13-588 no.2
savings plans, financial activity tables, quarterly, 61-006

Revenue

See also

Income

accommodation service industry, by province, 63-204
and expenditures
beverage and tobacco industries, 32-251
business
enterprises, annual report, 11-201
personal and leisure services, by service industry, 63-015
cable television, 56-205
Canada and Quebec pension plans, 86-507
chemical and chemical products industries, 46-250
clothing industry, 34-252
computer service industry, 63-222
construction
non-residential, general contractors and developers, 64-207
residential, general contractors, 64-208
credit unions, by province, financial statistics, 61-209
education, all levels and by level of education, 81-208
electrical and electronic products industries, 43-250
electrical contractors, 64-205
fabricated metal products industries, 41-251
film industry, 87-204
furniture and fixtures industries, 35-251
government, alcoholic beverages, control and sales, 63-202
government, federal, finance, 68-211
government, financial management statistics, operations manual, 68-507E
government, local, distribution, historical summary, 68-204
government, local, hospital, historical data, 11-210
government, local, hospital, recent data, 11-010
government, provincial
by major source, 68-207
gross general, 68-207
historical summary, 68-207
heavy engineering contractors, 64-209
heritage institutions, by province, 87-207
highway construction contractors, 64-206
industrial corporations, by industry sector, quarterly, preliminary data, 61-003P
leather and allied products industries, 33-251
leisure and personal services, 63-233
logging industry, by province, 25-201
machinery industries (except electrical machinery), 42-250
mechanical contractors, 64-204
motion picture
theatres and film distributors, 63-207
videotape producers, 63-206
national accounts, recent quarterly data, 13-001
non-metallic mineral products, 44-250
oil pipeline transport industry, 55-201
other manufacturing industries, 47-250
paper and allied products industries, 36-250
passenger bus and urban transit, by province, 53-003
performing arts companies, 87-209
periodical publishing industry, 87-203
primary metal industries, 41-250
primary textile industries, 34-250
printing, publishing and allied industries, 36-251
provincial economic accounts
annual data, 1961-1986, 13-213S
annual estimates, 13-213
public, 11-402E
public libraries, 87-205, 87-205S
radio and television broadcasting, 56-204

rail, 52-216
 rail transport, 52-003
 railway carriers, 52-215
 refined petroleum and coal products industries, 45-250
 rubber and plastic products industries, 33-250
 shipping industry, 54-205
 small business, distribution by industry group, 61-231
 sound recording industry, 87-202
 special trade contractors, 64-210
 telecommunications, 56-001
 textile products industries, 34-251
 transportation equipment industries, 42-251
 trucking industry, 53-222
 universities, trends, by province, 81-260
 wood industries, by province, 35-250

Rigid insulating board

See also

Insulating materials

wood fibre, production and shipments, 36-002

Road transport, 53-222

See also

Automobiles

Bridges

Transportation

Urban transit

freight and passengers, carriers, trucking, 50-002

fuel consumption, passenger cars, by province, quarterly,
53-226

fuel sales, 53-218

motor vehicles, registrations, by province, 53-219

Robbery, MDF-3837b

Edmonton, MDF-3837a

Roll roofing

See also

Roofing

production and shipments, monthly, by province, 45-001

Roll type siding

production and shipments, monthly, by province, 45-001

Rolling stocks

railways, 52-216

Roofing

See also

Construction

Paper products

Shingles and shakes

asphalt

industries

annual census of manufacturers, 36-250

principal statistics, employment, inventories, 36-250B

production and shipments of shingles, monthly, by province,
45-001

Royal Canadian Mounted Police

See also

Police

officers, by province, federal, provincial and municipal levels,

85-523

Rubber hose and belting

See also

Tire cord fabrics

industry

annual census of manufacturers, 33-250

principal statistics, employment, inventories, 33-250B

Rubber products

See also

Tires and tubes

industries

annual census of manufacturers, 33-250

capacity utilization rates, quarterly, 31-003

consumption of containers and other packaging supplies,
31-212

destination of shipments, by province, by industry, 31-530

employment, by province, by industry, 31-203

financial statistics, quarterly, 61-003

preliminary data, 61-003P

principal statistics

by province, by industry, 31-203

employment, inventories, 33-250B

shipments by major group of industries, monthly data, 31-001

Rugs

See

Carpets, mats and rugs

Rural areas

See also

Urban areas

comparison, 1981, 1986 census, 99-106E

families and unattached individuals, expenditures, 62-555,
MDF-3503, MDF-3504

farm and non-farm, population and dwellings, selected

characteristics, Canada and provinces, 1986 census, 94-129

geographical classification, 12-571 to 12-573

population

1981-1986, urban and rural areas, national and provincial
ranks, decreasing order, land area, population density,

1986 census, by province, 92-109 to 92-120

1986 census, 98-120

vital statistics, 84-542

Rutabagas

See also

Vegetables

production, area, farm value, by province, 22-003

Rye

See also

Grains

supply and disposition, marketing exports, 22-007

S

Safety regulations and standards

See also

Accidents

civil aviation, 51-501E

St. Catharines-Niagara

CT, 1986 census

dwellings, by period of construction, heating fuel
family income, by income group
household income, by income group
households, tenant, owner, rent and payments
income, by sex, income composition, income group
population, by home, official languages, ethnic origin,
citizenship, place of birth, immigrants, by period and age at
immigration, mobility status, education, labour force activity
by industry division and major occupation group, sex, class
of worker, 95-148

population, dwellings, households, census and economic
family characteristics, 95-147

map, CMA, 1986 census, 99-116

population, CMAs

age, age group, sex, marital status, mother tongue, 1986
census
census families, by number of children, by family structure,
1986 census
ethnic origin, home and official languages, by sex, 1986
census
immigrants, by place of birth, sex and period of immigration,
1986 census
labour force, by education, occupation, industry group,
income group, work activity, 1986 census
private households, by economic family status, 1986 census,
93-156

Saint John

CT, 1986 census

dwellings, by period of construction, heating fuel
family income, by income group
household income, by income group
households, tenant, owner, rent and payments
income, by sex, income composition, income group
population, by home, official languages, ethnic origin,
citizenship, place of birth, immigrants, by period and age at
immigration, mobility status, education, labour force activity
by industry division and major occupation group, sex, class
of worker, 95-146

population, dwellings, households, census and economic
family characteristics, 95-145

map, CMA, 1986 census, 99-116

population, CMAs

age, age group, sex, marital status, mother tongue, 1986
census
census families, by number of children, by family structure,
1986 census
ethnic origin, home and official languages, by sex, 1986
census
immigrants, by place of birth, sex and period of immigration,
1986 census
in private households, by economic family status, 1986
census
labour force, by education, occupation, industry group,
income group, work activity, 1986 census, 93-156

St. John's

atlas, demography, education, ethnic origin, lone-parent families,
dwellings, employment, income, 1986 census, 98-101

CT, 1986 census

dwellings, by period of construction, heating fuel
family income, by income group

household income, by income group
households, tenant, owner, rent and payments

income, by sex, income composition, income group
population, by home, official languages, ethnic origin,
citizenship, place of birth, immigrants, by period and age at
immigration, mobility status, education, labour force activity
by industry division and major occupation group, sex, class
of worker, 95-150

population, dwellings, households, census and economic
family characteristics, 95-149

map, CMA, 1986 census, 99-116

population, CMAs

age, age group, sex, marital status, mother tongue, 1986
census
census families, by number of children, by family structure,
1986 census
ethnic origin, home and official languages, by sex, 1986
census
immigrants, by place of birth, sex and period of immigration,
1986 census
labour force, by education, occupation, industry group,
income group, work activity, 1986 census
private households, by economic family status, 1986 census,
93-156

Salaries and wages, 72-002

See also

Earnings
Employment
Income
Occupations

census families, MDF-3502a

economic families, MDF-3502b

employment income

by detailed occupation, sex

activity, by province, 1981 census, 93-116

schooling level, age group, 1986 census, 93-116

by sex and income group, by province, 1986 census, 93-115

expenditures in residential care facilities

elderly, 83-237

mental disorders, 83-238

farmers, 21-602E no.4

food industries, 32-250

geographical distribution, 13-201

income source, individuals and aggregate income, by income
groups and province, 1986 census, 93-114

individuals, MDF-3502d

industry groups and province, monthly, 72-005

labour unions, 71-202

men and women, 13-217

oil pipeline transport industry, 55-201

railway carrier employees, 52-215

rates, postsecondary graduates, labour market, 89-518

rates, survey, MDF-3853

teaching staff, full-time, at Canadian universities and colleges, by
institution, 81-258, 81-258P, 81-258S

union and non-union workers, MDF-3830

union wage rates for major construction, trades, quarterly,
62-007

universities, expenditures, trends, by province, 81-260

university and college graduates, MDF-3135

work history survey, MDF-3804

Sales

See also

Retail
Wholesale trade

alcoholic beverages, value and volume, 63-202
audiovisual products, sound recordings, 87-202
campus bookstores, by province, by commodity, 63-219
cement, 44-001
chain and independent stores, by province and selected metropolitan area, 63-005
corporation financial statistics, 61-207
department stores, by province, department, selected metropolitan area, 63-002
direct selling, by method and by commodity group, by commodity, 63-218
electric power, residential and agriculture, 57-202
factory, electric storage batteries, monthly, 43-005
independent retailers, per selling area, by type of store, location, by quantity and by province, 61-522
industrial corporations, by major industry group, quarterly, 61-003
industries, mining, manufacturing and other, quarterly, preliminary data, 61-003P
motor vehicles, new, by province, by origin, monthly, 63-007
natural gas
 category of service, by province, monthly, 57-205
 type of end use, by province, 55-002
oils and fats, 32-006
petroleum products, by type, by province, 45-004
retail trade
 drug stores, by province, 63-607
 florists, by province, 63-608
 jewellery stores, by province, 63-609
 men's clothing, by province, 63-603
 number of locations, by type, by province, 63-223
through vending machines, by type, by province, 63-213
tobacco products, ships and air stores, embassies, 32-022
wholesale trade
 major trade groups and regions, percentage changes, 63-008
 merchants, agents and brokers, 63-226

Sales, retail

See

Retail sales

Salt

See also

Mines
Mining

mines, production and shipments, 26-224

Sampling

See also

Surveys

guide, non-mathematical, 12-602E
survey methodology, 12-001

Sand and gravel

See also

Mines
Mining
Quarries
Quarrying

shipments, treatment and consumption, by province, 26-225

Sand pits

See

Quarries

Sarnia

CT, 1986 census

 dwellings, by period of construction, heating fuel, 95-152
 family income, by income group, 95-152
 household income, by income group, 95-152
 households, tenant, owner, rent and payments, 95-152
 income, by sex, income composition, income group, 95-152
 population, by home, official languages, ethnic origin, citizenship, place of birth, immigrants, by period and age at immigration, mobility status, education, labour force activity by industry division and major occupation group, sex, class of worker, 95-152
 population, dwellings, households, census and economic family characteristics, 95-151

Saskatchewan

See also

Provinces

CDs, CSDs, CMAs, CAs, urban areas, population, 1981, 1986, urban, rural, national and provincial ranks, decreasing order, dwellings, land area, population density, 1986 census, 92-116
EAs, 1981 and 1986 equivalents, by 1981, 1986 codes, 1986 census, 99-127
accommodation service industry, total revenue, 63-204
adult correctional services, expenses, inmates, 85-211
agriculture, 1986 census, farms and farm operators, crops, livestock, poultry, irrigation, machinery and equipment, by agricultural region and census division, 1971 to 1986 census, 96-110
building permits
 annual summary, 64-203
 monthly, 64-001
business services, total revenue, by service, 63-232
capital and repair expenditures, revised intentions, 61-206
cardiovascular diseases, mortality rates, 82-544
census families
 husband-wife families and lone-parent families, 91-529
 postcensal estimates, 91-204
 income, by income group, by province, 1986 census, 93-117
cereals and oilseeds review, 22-007
civil courts, 85-509
community colleges
 related institutions, enrolment and graduates, 81-222
 vocational schools, educational staff, 81-524
courts, 85-511E
crimes, police reported, by offence, 85-205
criminal injuries, compensation, 86-502
destination of shipments, by province, by industry, 31-530
disabled persons residing in households, demography, lifestyle, labour force participation, education, health, by subprovincial area and metropolitan area, 82-610
dwellings and households, 1986 census, 93-104, 93-105
earnings
 1986 census, 93-115
 by detailed occupation, sex, activity, 1981, 1986 census, 93-116
economic accounts
 annual data, 1961-1986, 13-213S
 annual estimates, 13-213
 preliminary estimates, 13-213P

economic families, income, by income group, by province, 1986 census, 93-118

education

- enrolment, expenditures, by type of institution, 81-220
- financial statistics, all levels and by level of education, 81-208
- electric power, capacity and loads, imports, exports, 57-204
- elementary and secondary schools, enrolment, 81-210
- energy supply and demand, by type, by sector, 57-003
- ethnic groups, by single, multiple origins, 1986 census, 93-154
- ethnic origins, immigration and citizenship, 1986 census, 93-109
- expenditures on culture, by function, 87-206
- families, 1986 census, 93-106, 93-107
- federal expenditures on science and technology, 88-204
- federal government, scientific and technological establishments, directory, 88-206

government

- enterprises, financial statistics, 61-204
- finances, revenue and expenditures, 68-207

grain trade, 22-201

gross domestic product, by industry, 15-203

historical economic data, 11-210

households, income, by income group, 1986 census, 93-119

housing starts and completion, 64-002

immigrants and non-immigrants, 1986 census, 93-155

income, individuals, 1986 census, 93-114

international travellers entering the province, 66-001, 61-001P

juvenile courts, 85-522

labour force

- activity, 1986 census, 93-111
- annual averages, 1981-1988, 71-529
- detailed industry, 1986 census, 93-113
- detailed occupation, 1986 census, 93-112
- by sex
 - by detailed industry (1970 classification), 1971, 1981, 1986 censuses, 93-152
 - by industry division, 1951 to 1986 censuses, 93-152
- monthly estimates, 71-001
- survey, by economic region, 71-535 no.5

languages, mother tongue, bilingualism, by age group, sex, 1986 census, 93-103

legal aid, services and expenditures, 85-216

leisure and personal service industries, 63-233

life tables, by sex, 84-532

longevity and historic life tables, 89-506

manufacturing industries, principal statistics, 31-203

maps, census divisions and subdivisions, 1986 census, 99-115

men, labour market activity survey, 71-206

minority and second language education, elementary and secondary levels, 81-257

mobility and interprovincial migration, 1986 census, 93-108

mother tongue

- by age group, sex, 1981, 1986 census, 93-102
- retention and transfer, 93-153

nurses, employment, education, demography, 83-226

occupations

- by sex and detailed occupation, 1986 census, 93-157

older workers, labour market activity survey, 71-208

place names, reference list, by classification code, province, population, 1986 census, 92-123

population

- age, sex and marital status distribution, by single years, age group, by province, 1986 census, 93-101
- age-sex distribution, intercensal annual estimates, 1981-1986, 91-518
- demographic statistics, postcensal annual estimates, 91-210
- detailed characteristics, home and official languages, ethnic

- origin, citizenship, birthplace, immigrants, mobility, education, occupations, income, by CD and CSD, 1986 census, 94-116

dwellings

- tenure and type, by CD and CSD, 1986 census, 94-115
- period of construction, heating system and fuel, 1986 census, 94-116

marital status, age-sex distribution, sex ratio, intercensal annual estimates, 1981-1986, 91-519

projections, 1989-2011, fertility, life expectancy, sex ratio, age-sex distribution, population growth, 91-520

quarterly and annual demographic statistics, interprovincial migration, 91-002

selected characteristics, density, age-sex distribution, marital status, mother tongue, census and economic families, by CD and CSD, 1986 census, 94-115

private and public investments, intentions, 61-205

railways, revenue freight, by commodity, 52-211

recent economic data, 11-010

reference list

- EAs, by CSD, CD, 1986 census, 99-120
- EAs, by CSD, CD, PCT, 1986 census, 99-125

research and development expenditures, by activity sector, 88-001

retail trade

- chain and independent stores, 63-005
- independent retailers, sales per selling area, by type of store, location, by quantity and by province, 61-522
- sales and receipts, number of locations, by type, 63-223

schooling level, by detailed field of study, 1986 census, 93-110

television viewing time and distribution by origin and type of programme and origin of station, 87-208

universities

- revenue and expenditures, trends, 81-260
- tuition, additional fees and living accommodation costs, by institution, 81-219

value of construction work purchased, new and repair, by type of structure, 64-201

women, labour market activity survey, 71-205

workers compensation boards, 86-501

youth, labour market activity survey, 71-207

Saskatoon

CT, 1986 census

- dwellings, by period of construction, heating fuel
- family income, by income group
- household income, by income group
- households, tenant, owner, rent and payments
- income, by sex, income composition, income group
- population, by home, official languages, ethnic origin, citizenship, place of birth, immigrants, by period and age at immigration, mobility status, education, labour force activity by industry division and major occupation group, sex, class of worker, **95-154**
- population, dwellings, households, census and economic family characteristics, **95-153**

map, CMA, 1986 census, 99-116

population, CMAs

- age, age group, sex, marital status, mother tongue, 1986 census
- census families, by number of children, by family structure, 1986 census
- ethnic origin, home and official languages, by sex, 1986 census
- immigrants, by place of birth, sex and period of immigration, 1986 census

in private households, by economic family status, 1986 census
labour force, by education, occupation, industry group, income group, work activity, 1986 census, 93-156

Sault Ste. Marie

CT, 1986 census
dwellings, by period of construction, heating fuel
family income, by income group
household income, by income group
households, tenant, owner, rent and payments
income, by sex, income composition, income group
population, by home, official languages, ethnic origin, citizenship, place of birth, immigrants, by period and age at immigration, mobility status, education, labour force activity by industry division and major occupation group, sex, class of worker, **95-156**
population, dwellings, households, census and economic family characteristics, **95-155**

Savings

See also

Income
Investments
Retirement
Wealth

deposits, financial activity tables, quarterly, 61-006
historical data, 11-210
recent data, 11-010
sources and disposition, national accounts, 13-001

Savings, personal

See

Personal savings

Sawmills

See also

Forestry
Forests
Logging
Paper and allied products
Particleboard
Plywood
Pulp and paper
Wood

machinery, industries
annual census of manufacturers, 42-250
principal statistics, employment, inventories, 42-250B
planing mills
capital and repair expenditures, 25-202
industries, 25-202
annual census of manufacturers, 35-250
principal statistics, employment, inventories, 35-250B
production, by province, 25-202
production, export and domestic shipments, stocks of hardwood and softwood lumber
British Columbia, 35-003
east of the Rockies, (excluding Newfoundland and Prince Edward Island), 35-002

School attendance

See also

Education

age and sex, Canada and provinces, 1971, 1976, 1981,

13-579, 13-579S

disabled children, 98-126

School buses

See also

Buses

industries and establishments, operating and income accounts, employment, traffic statistics, by province, 53-215

Schooling level

See also

Degrees

Education

CAs and CTs, 1986 census, 95-102 to 95-174 (even)

CMAs, population, by age group and sex, 1986 census, 93-156
age and sex

by province, 1951 to 1986 censuses, 93-110

Canada and provinces, 1971, 1976, 1981, 13-579, 13-579S
province

by 1976 FED, 1986 census, 94-126

by 1987 FED, 94-134

by CMA and CA, 1986 census, 94-128

census families

heads, labour force activity, income, dwellings, children at home, by province, 1986 census, 93-107

income, by income group, by province, 1986 census, 93-117
degrees, certificates and diplomas, by age group, sex, province, 1986 census, 93-110

detailed, by sex, by province, 1986 census, 93-110

economic families, income, by income group, by province, 1986 census, 93-118

employment income

by detailed occupation, sex

activity, by province, 1981 census, 93-116

schooling level, age group, 1986 census, 93-116

by sex

income group, by province, 1986 census, 93-115

marital status, 1985, 98-129

ethnic groups, by single and multiple origins, 1986 census, 93-154

families, 1986 census, MDF-3901a

farm operators, 1986 census, 96-114

spatial distribution, 96-113

households, income by income group, by province, 1986 census, 93-119

immigrant and non-immigrant population, by sex, period of immigration, province, 1986 census, 93-155

individuals, 1986 census, MDF-3901b

labour force activity, by sex, age group, province, 1986 census, 93-111

mobility and interprovincial migration, by age group, sex and province, 1986 census, 93-108

occupations, by sex and detailed occupation, 1986 census, 93-157

population, by CD and CSD, for each province and territory, 1986 census, 94-102 to 94-124 (even)

postsecondary, Alberta, MDF-3852

postsecondary degrees, by detailed field of study, by province, 1986 census, 93-110

total income, by sex and income group, by province, 1986 census, 93-114

trends, by sex, field of study, employment income, 98-134

women, labour force participation, trends, 98-125

youth, trends, 1981-1986, 98-124

Schools

See also

Education
Elementary education
Postsecondary education
Secondary education
Teachers

elementary and secondary enrolment, by grade, age, sex, by province, 81-210
enrolment, graduates, teachers, finance, educational attainment, by province, 81-229
minority and second language education, by province and level, 81-257
number and enrolment, teaching staff, by type of school, expense, by province, 81-220
private and public, enrolment, staff, finance, 81-002

Science

See also

Research
Scientists
Technology

federal government
expenditures, 88-204
scientific and technological establishments, directory, 88-206E
human resources, 88-508E
indicators of science and technology, 88-002
institutes, research organizations, subsidies and expenditures, by activity sector, 88-001
journals, research papers, bibliometrics, 88-501E
summary report, 88-507E
natural, research 11-402E
patents, 88-504E
research and development
expenditures, measurements, 88-506E
expenditure price indexes, by industry, 88-509

Science and technology

questionnaires on microfiche, 12-205M
index, 12-205S

Scientific and technical services

See also

Technology

establishments, number, total revenue, by province, 63-232
revenue, employment, operating expenses, by province, by revenue size, 63-537

Scientific journals

See also

Newspapers and periodicals

bibliometrics, 88-501E
summary report, 88-507E

Scientists

See also

Research
Research and development

age group, sex, marital status, mother tongue, ethnic origin, period of immigration, schooling level, class of worker, industry division, employment income, family characteristics, by occupation, (1980 classification), 1986 census, 93-157

employment
education, 88-002
in research and development, 88-508E
occupational classification, 12-565E

Sea-buses

See also

Shipping
Water transport

passengers, operation, monthly, 53-003

Seal

See also

Furs

pelts, exports, 23-208

Seasonality

See also

Methodology

price level measurements, 62-602
retail trade, 16-502

Seat belts

driver/passenger, seat belt law, MDF-3217

Second language programs

See also

Education

elementary and secondary levels, by province, 81-257

Secondary education

See also

Education
Schools

enrolment
private, public schools, by grade, age, sex, by province, 81-210
staff, finance, 81-002
financial statistics, by province, 81-208
graduates, by sex
age group, by province, 1986 census, 93-110
field of study, employment, income, trends, 98-134
institutions, enrolment, graduates, professors, finances, 81-229
minority and second language, by province, 81-257

Sector flows

quarterly and annual, 13-014

Securities

See also

Investments
Stocks

transactions with non-residents, 67-002

Self-employment

See also

Small business

detailed industry, by sex, by province, 1986 census, 93-113
detailed occupation, by industry, sex, province, 1986 census, 93-112
earnings, hours worked, job tenure, trends, 71-536
income, as an income source, individuals and aggregate income,

by income groups and province, 1986 census, 93-114
 overview and trends, 71-601 no.45
 survey of employers and owners, 71-535 no.3

Senior citizens

See also

Elderly
 Pensions
 Retirement

older workers, labour market activity survey, by province, 71-208

Separation

family history survey, MDF-3839

Septic systems

See also

Sewers

contractors, establishments, output, labour, revenue and expenditures, by province, 64-210

Service industries

See also

Consumer goods and services
 Industries

definitions and classification index, 12-570E
 film industry, production, 87-204
 financial statistics, quarterly, 61-003
 preliminary data, 61-003P
 gross domestic product, by industry, monthly data, 15-001
 heritage institutions, 87-207
 industrial classification, 12-501E
 international trade, 67-203
 by category, 1969-1984, 67-510
 labour force
 by age group, sex, class of worker, weeks worked in 1985, by industry, by province, 1986 census, 93-113
 by detailed industry, sex, age group and class of worker, by province, 1986 census, 93-113
 by type of occupation, Canada, Montreal, Toronto, Vancouver, trends, 98-135
 labour market, trends, by industry group, 1951-1984, 89-507E
 occupations, by sex and detailed occupation, 1986 census, 93-157
 persons who worked in 1985, by detailed industry, by sex, labour force activity, weeks worked, total and mostly full-time, by province, 1986 census, 93-113
 revenue, expenses, client base, employment, by service, 63-232
 full-time/part-time, 63-233
 sound recording, market, new recordings, sales, revenue, profitability, employment, 87-202
 value of construction work purchased, new and repair, by type of structure, 64-201

Services

architectural design, establishments, 63-537
 computer service industry, revenue, 63-222
 engineering consultants, establishments, 63-537
 fixed capital flows and stocks, 13-211
 by industry, historical data, 1936-1983, 13-568
 funeral directors, industry, by province, 63-532
 labour force
 CMAs, 1981, 1986 census, 93-156

by type of occupation, Canada, Montreal, Toronto, Vancouver, trends, 98-135

by sex

by detailed industry, (1970 classification), by province, 1971, 1981, 1986 censuses, 93-152

by industry division, by province, 1951 to 1986 censuses, 93-152

market research handbook, 63-224

New Brunswick, 11-608

occupational classification, 12-565E

paid workers and self-employed, 71-536

questionnaires on microfiche, 12-205M

index, 12-205S

scientific, establishments, 63-537

Sewers

See also

Plumbing
 Wastes
 Water supply

heavy engineering contractors, 64-209

Sex distribution

See

Age-sex distribution

Sex ratio

age group, intercensal annual estimates, 1981-1986, by province, 91-518

intercensal annual estimates, 1981-1986, by province, 91-519

projections for 1989-2011, by province, 91-520

Sexual assaults

See also

Crimmes
 Violence

police reported, by province, 85-205

Sexuality

youth, contraception, fertility, birth, abortions, sexually transmitted diseases, 82-545E

Sexually transmitted diseases

See also

Diseases

youth, 82-545E

Shakes

See

Shingles and shakes

Sheathings

See also

Roofing

tar and asphalt, production and shipments, monthly, by province, 45-001

Sheep

See also

Animal products
 Meat
 Wool

feed, shipments, by province of origin, 32-004
 number on farms

1986 census, 1971 to 1986 census data, Canada, by type,
by province, **96-102**
for each province, by type, agricultural region and census
division, **96-103 to 96-112**
by province, bi-annually, 23-008
farm values, prices, slaughterings, exports and imports,
23-203

Sheeting

plastic, industry
principal statistics, employment, inventories, 33-250B

Sheets

See also
Veneer and plywood

laminates, decorative and backing, factory shipments, 47-005

Shellfish

See
Fish and shellfish

Sherbrooke

CT, 1986 census
dwellings, by period of construction, heating fuel
family income, by income group
household income, by income group
households, tenant, owner, rent and payments
income, by sex, by income composition, by income group
population, by home, official languages, ethnic origin,
citizenship, place of birth, immigrants, by period and age at
immigration, mobility status, education, labour force activity
by industry division and major occupation group, sex, class
of worker, **95-158**
population, dwellings, households, census and economic
family characteristics, **95-157**
map, CMA, 1986 census, 99-116
population, CMAs
age, age group, sex, marital status, mother tongue, 1986
census
census families, by number of children, by family structure,
1986 census
ethnic origin, home and official languages, by sex, 1986
census
immigrants, by place of birth, sex and period of immigration,
1986 census
labour force, by education, occupation, industry group,
income group, work activity, 1986 census
private households, by economic family status, 1986 census,
93-156

Shingles and shakes

See also
Roofing

asphalt roofing, production and shipments, monthly, by province,
45-001
industries, 25-202
annual census of manufacturers, 35-250
principal statistics, employment, inventories, 35-250B

Shipbuilding

See also
Industries
Vessels

repair, industries
annual census of manufacturers, 42-251

principal statistics, employment, inventories, 42-251B

Shipments

See also

Cargo
Freight

beverage and tobacco industries, 32-251
cement, 44-001
chemical and chemical products industries, 46-250
clothing industry, 34-252
construction type plywood, by province, domestic, 35-001
corrugated boxes and wrappers, shipments by province of
destination, 36-004
electrical and electronic products industries, 43-250
fabricated metal products industries, 41-251
feeds, animal and poultry, by province of origin, 32-004
fertilizer materials, imports and exports, by province, 46-504
food industries, 32-250
furniture and fixtures industries, 35-251
leather and allied products industries, 33-251
grains, by province, crop year, 22-201
gypsum products and joint filler, monthly, 44-003
historical data, 11-210
logging industry, by province, 25-201
lumber at sawmills
British Columbia, 35-003
east of the Rockies (excluding Newfoundland and Prince
Edward Island), 35-002
machinery industries (except electrical machinery), 42-250
manufacturing, by major group, by industries, monthly data,
31-001
manufacturing industries
destinations, by industry, by province, 31-530
national and provincial areas, major group, by industry,
31-203
mineral wool, fibreglass, 44-004
mines
metal, 26-223
non-metal, 26-224
non-metallic mineral products industries, 44-250
other manufacturing industries, 47-250
paper and allied products industries, 36-250
particleboard, waferboard and hardboard, 36-003
plastic bottles, blow-moulded, by type, by use, quarterly, 47-006
plastic film and bags manufactured from resin, 47-007
primary iron and steel, Canada and exports, 41-001
primary metal industries, 41-250
primary textile industries, 34-250
printing, publishing and allied industries, 36-251
products shipped by Canadian manufacturers, value and
volume, 31-211
recent data, 11-010
refined petroleum and coal products industries, 45-250
rigid insulating board, wood fibre, production and shipments,
36-002
rubber and plastic products industries, 33-250
solid fuel burning heating products, 25-002
steel pipes and tubing, Canada and exports, 41-011
steel wire and wire products, Canada and exports, 41-006
sugar, raw and refined, domestic and exports, monthly, 32-013
textile products industries, 34-251
transportation equipment industries, 42-251
trucking industry, 53-222
wood industries, by province, 35-250

Shipping

See also

Freight
Ports
Water transport

domestic and international, 54-205
international, balance of payments, 67-203
international trade and freight, by category, 1969-1984, 67-510

Shirts

See also

Clothing
Men's clothing

industries
annual census of manufacturers, 34-252
principal statistics, employment, inventories, 34-252B

Shoes

See

Footwear

Shoe stores

See also

Footwear
Retail
Stores

annual sales, chains, number of stores, 63-210

Shortening

See also

Oils and fats

sales and stocks, monthly, 32-006

Silver

See also

Mines
Mining

mineral production, by province, 26-202
mines, production and shipment, 26-223
prices, in Canadian and U.S. dollars, 26-201

Silverware

See

Jewellery and silverware

Single-parents

See

Lone-parent families

Single persons

See

Unattached individuals

Skates

See

Footwear

Skiing facilities

See also

Recreation
Sports

number of businesses, total revenue, by province, by revenue
size, revenue by source, client base, expenses,

part-time/full-time employment, 63-233

Skis

See also

Sporting goods

households equipped, by province, 64-202, 64-601

Slaughtering

See also

Livestock

cattle and calves, pigs, sheep and lambs, by province, monthly,
23-203

Slippers

See

Footwear

Small business, 61-601, 61-613

See also

Commerce
Persons and unincorporated businesses
Self-employment

distribution by industry group and revenue bracket, 61-231

Smelting and refining

See also

Primary industries

industries
annual census of manufacturers, 41-250
principal statistics, employment, inventories, 41-250B

Smoking

See also

Tobacco products

adults, 11-612E no.1
attitudes and behaviour, MDF-3828
family expenditures, MDF-3504
health
perspectives, average annual consumption, 82-540E
status, life expectancy, by age, sex, 82-543
survey, MDF-3217, MDF-3813, MDF-3836
women, health profile, 82-542E
youth, 82-545E

Snack foods

See also

Food

potato chips, popcorn and pretzel industries
annual census of manufacturers, 32-250
principal statistics, employment, inventories, 32-250B

Snowmobiles

See also

Motor vehicles

households equipped, by province, 64-202

Soaps

See also

Chemicals and chemical products

industries
annual census of manufacturers, 46-250

principal statistics, employment, inventories, 46-250B

Social assistance

See also

Welfare

residential care facilities

elderly, 83-237

mental disorders, 83-238

Social conditions, 11-511E, 11-008

See also

Economic conditions

trends, **11-008E**

women, index to data, 11-523E

Social indicators, 11-001E, 11-002E, 11-008E

See also

Economic indicators

Social mobility

languages, time use, MDF-3890

Social sciences

See also

Education

research, 11-402E

Social security, 11-511E, 86-510

See also

Health insurance

Pensions

Unemployment insurance

allowances to the blind, disabled and the elderly, welfare,
86-510

benefits received, census families, MDF-3502a

benefits received, economic families, MDF-3502b

Canada and Quebec pension plans, **86-507**

criminal injuries compensation, by province, 86-502

family allowances and related programs, **86-508**

funds

financial flows, recent quarterly data, 13-014, 13-214

national balance sheets, 13-214

historical data, 11-516E

individuals, MDF-3502d

national programs, **86-511**

old age security, guaranteed income supplement, spouse's
allowance, **86-509**

trends, 11-008E

unemployment insurance costs, benefits, contributions, by age,
sex, province, **86-506**

worker's compensation, claims, benefits, 86-501

Social services

See also

Community services

Welfare

federal government finances, transfers to provinces, 68-211

industries

industrial classification, 12-501E

volunteer workers, MDF-3806, MDF-3865

Social support

See also

Elderly

adults, 11-612E no.1

disabled, MDF-3221a, MDF-3221b

elderly, MDF-3836

elderly, to and from, 89-508

Sod

1986 census, Canada, by type, by province, 96-102

for each province, by type, agricultural region and census
division, 96-103 to 96-112

industry, by region, 22-203

Soft drinks

See also

Beverages

industries

annual census of manufacturers, 32-251

principal statistics, employment, inventories, 32-251B

monthly production estimates, 32-001

Softwood lumber

See

Lumber

Sound equipment

See also

Electrical and electronic products

Record players

Tapes

industries

annual census of manufacturers, 43-250

principal statistics, employment, inventories, 43-250B

Sound recording

See also

Arts

Music

Sound equipment

arts and culture, statistical profile, 87-527

economic impact, 87-532

industries

annual census of manufacturers, 47-250

market, new recordings, sales, revenue, profitability,
employment, **87-202**

principal statistics, employment, inventories, 47-250B

synopsis, 87-001, 87-004

Soybeans

See also

Dry beans

Grains

Oilseeds

production, crushings, exports of oil and meal, **21-601E no.4**

Special care

See also

Disabled persons

Health care

Hospitals

Institutions

disabled adults in institutions, MDF-3222

elderly

- population, trends, by province, 98-121
- residential care, income and expenditures of establishments, 83-237
- facilities, 82-003S, vol.1, no.1
- mental disorders, residential care, income and expenditures of establishments, 83-238

Spending, personal

- See
- Personal spending

Spending, public

- See
- Government spending

Spinach

- See also
- Vegetables
- production, area, farm value, by province, 22-003

Spirits

- See also
- Alcoholic beverages
- Beverages
- control and sales, imports, exports, government revenue, 63-202
- industries
 - annual census of manufacturers, 32-251
 - principal statistics, employment, inventories, 32-251B

Sporting goods

- See also
- Sports
- industries
 - annual census of manufacturers, 47-250
 - principal statistics, employment, inventories, 47-250B

Sports

- See also
- Physical activity
- Recreation
- amateur, 11-402E
- commercial spectator, number of businesses, total revenue, by province, by revenue size, revenue by source, client base, expenses, part-time/full-time employment, 63-233

Sportswear

- See also
- Clothing
- industries
 - annual census of manufacturers, 34-252
 - principal statistics, employment, inventories, 34-252B

Spouse's allowance, 86-509

- See also
- Old age security

Springs

- See also
- Mattresses
- Wire products
- upholstery and coil, industries
 - annual census of manufacturers, 41-251
 - principal statistics, employment, inventories, 41-251B

Sprinkler systems

- See also
- Agriculture

- contractors, establishments, output, labour, revenue and expenditures, by province, 64-204

Squash

- See
- Pumpkins and squash

Squirrel

- See also
- Furs
- pelts, exports, 23-208

Stadacona, 11-606E

- See
- Quebec (city)

Stamped metal

- See also
- Metals
- industries
 - annual census of manufacturers, 41-251
 - principal statistics, employment, inventories, 41-251B

Staples

- See also
- Wire products
- production and shipments, 41-006

Stationery

- See also
- Paper products
- campus book store sales, by province, 63-219
- industries
 - annual census of manufacturers, 36-250
 - principal statistics, employment, inventories, 36-250

Statistical methods

- See
- Methodology

Statistical profiles

- See also
- Methodology
- Canada, 11-511E
- human activity and the environment, 11-509E
- Toronto, 11-605E
- Trois-Rivieres, 11-607E

Steel

- See also
- Pipes
- Structural metal
- castings, disposition of shipments, by product, 41-001
- industries
 - annual census of manufacturers, 41-250
 - principal statistics, employment, inventories, 41-250B
- mineral production, by province, 26-202
- pipe and tubing, production and shipments, 41-011
- plate, industries

annual census of manufacturers, 41-251
 principal statistics, employment, inventories, 41-251B
 primary forms, production, 41-001
 rolled, disposition of shipments, by product, 41-001
 wire, production and shipments, 41-006

Stewing hens

See also

Poultry

production, disposition and farm value, by province, 23-202

Stillbirths

See also

Births

by local areas, 84-542

Stock exchange

See also

Market

historical data, 11-210

recent data, 11-010

Stocks

international transactions, balance of payments, 67-001

transactions with non residents, 67-002

Stone

See also

Quarries

Quarrying

from quarries, shipments by kind and purpose, by province,
 26-225

Storage

See also

Inventories

federal government enterprises, financial statistics, 61-203

industries, financial statistics, quarterly, 61-003

preliminary data, 61-003P

Stores

See also

Department stores

Retail

chain and independent, sales, by province and selected
 metropolitan area, 63-005

department

monthly sales, by province and metropolitan area, 63-004

sales and stocks, monthly, 63-002

family food expenditures, 62-554, MDF-3503

independent retailers, sales per selling area, by type of store,
 location, by quantity and by province, 61-522

merchandising inventories, stocks, stock-sales ratios, 63-014

number of locations, sales and receipts, by type, by province,
 63-223

retail trade

jewellery stores, operating results, by province, 63-609

men's clothing, operating results, by province, 63-603

Stoves

See also

Electrical appliances

heating and cooking, volume and value of shipments, 25-002

production, sales, stocks, exports, monthly, 43-010

Strawberries

See also

Fruits

canned and frozen, pack and stocks, monthly, 32-011

frozen, annually, by region, 32-023

production estimates, by province, 22-003

Streetcars

See also

Commuters

Urban transit

passengers, operation, monthly, 53-003

Structural metal

See also

Steel

industries

annual census of manufacturers, 41-251

principal statistics, employment, inventories, 41-251B

steel

price index, quarterly, 62-007

Student aid

See also

Education

Tuition fees

Universities

international students studying in Canada, 81-261

Students

See also

Colleges

Education

Graduates

Postsecondary education

Universities

international, university, by field and level of study, by province,
 81-261

labour force, by age, sex, province

annual averages, 1981-1988, 71-529

monthly estimates, 71-001

non-university postsecondary education, community colleges and

related institutions, enrolment and graduates, by institution,

field, province, 81-222

postsecondary, science, by field of study, 88-508E

postsecondary, survey, MDF-3823

universities

enrolment, by province, field of study, registration status, sex,
 81-204

tuition, additional fees and living accommodation costs, by
 province, by institution, 81-219

work patterns, MDF-3801

youth, labour market activity survey, by province, 71-207

Subprovincial areas

disabled persons residing in households, demography, lifestyle,

labour force participation, education, health, 82-603 to

82-614

Subsidies*See also*

Government transfer payments

federal government

enterprises, by industry division, 61-203

national accounts, 13-201

performing arts companies, 87-209

publishers, amount and source, 87-210

research and development, by activity sector, 88-001

Subways*See also*

Commuters

Urban transit

industry and establishments, revenue and expenses, by
province, 53-215

passengers, operation, monthly, 53-003

Sudbury

CT, 1986 census

dwellings, by period of construction, heating fuel

family income, by income group

household income, by income group

households, tenant, owner, rent and payments

income, by sex, income composition, income group

population, by home, official languages, ethnic origin,

citizenship, place of birth, immigrants, by period and age at

immigration, mobility status, education, labour force activity

by industry division and major occupation group, sex, class

of worker, 95-160

population, dwellings, households, census and economic

family characteristics, 95-159

map, CMA, 1986 census, 99-116

population, CMAs

age, age group, sex, marital status, mother tongue, 1986

census

census families, by number of children, by family structure,

1986 census

ethnic origin, home and official languages, by sex, 1986

census

immigrants, by place of birth, sex and period of immigration,

1986 census

labour force, by education, occupation, industry group,

income group, work activity, 1986 census

private households, by economic family status, 1986 census.
93-156**Sugar***See also*

Food

honey and maple products, production and value, by province,
23-211

industries

annual census of manufacturers, 32-250

principal statistics, employment, inventories, 32-250B

raw, acquisitions, stocks, shipments, exports, monthly, **32-013**refined, acquisitions, stocks, production, shipments, exports,
monthly, 32-013**Sugars and syrups***See also*

Food

honey and maple products, production and value, by province,

23-211

supply and disposition

consumption per capita, 32-229

consumption per capita, data sources, conversion factors,
32-509E**Suicides, 82-003***See also*

Crimes

Deaths

women, health profile, 82-542E

Suits*See also*

Clothing

Men's clothing

industries

annual census of manufacturers, 34-252

principal statistics, employment, inventories, 34-252B

Sulphur*See also*

Mines

Mining

Natural gas

production, by province, 26-202

supply of processing plant, by month, by province, 26-006

Supermarkets*See also*

Food

Retail

Stores

chains, number of stores, annual sales, historical data, 63-210

Supplies*See*

Materials and supplies

Canadian automobile industry, 42-251

Supply and disposition*See also*

Inventories

cereals and oilseeds, 22-007

coke plants, monthly, 45-002

electric energy, by province, 57-202

grain trade, 22-201

fur farms, mink and fox, by province, 23-208

natural gas, by source province, 57-205

petroleum products, by type, by province, 45-004

wheat, oilseeds, coarse grains, 22-007

Support groups

elderly, 11-612E no.1, 89-508

Supreme Court of Canada, 85-511E*See also*

Courts

Justice

Law

Surgery*See also*

Hospitals
Operations

classification, 82-562E
hospital treatments, 82-003S, vol.1, no.1
treatments, by age and type of disease, **82-003**
youth, utilization, 82-545E

Survey methodology

See
Methodology

Survey questionnaires

See also
Methodology

census handbook, 99-104
design, development and production, 12-519E
evaluation, 12-519E
inventory index, **12-205S**
on microfiche, inventory, **12-205M**

Surveys

See also
Methodology
Sampling

directory of survey research organizations, 11-610
fuel consumption, passenger cars, personal use, by province,
quarterly, 53-226
general social, 11-612E no.1
guide, non-mathematical, 12-602E
health and disability, highlights, 82-563E
labour force survey, by province and economic region, 1986
census, 71-535 no.5
men, labour market activity survey, by province, 71-206
older workers, labour market activity survey, by province,
71-208
women, labour market activity survey, by province, 71-205
youth, labour market activity survey, by province, 71-207

Surviving spouses

See also
Deaths
Unattached individuals
Widows

Canada and Quebec pension plans, benefits, 86-507

Survivors pensions

See also
Pensions

general perspective, 74-401

Suspects, 85-002

See also
Crimes

homicide, by sex, marital status, number, rate, by province,
85-209

Sweaters

See also
Clothing

industries
annual census of manufacturers, 34-252
principal statistics, employment, inventories, 34-252B

Swimming pools

See also
Recreation

in owner occupied dwellings, by province, 64-202

Synthetic resins

See also
Plastic products

industries
annual census of manufacturers, 46-250
principal statistics, employment, inventories, 46-250B
production, 46-002

Syrups

See
Sugars and syrups

System of national accounts

See
National accounts

T

Tanks

See also
Metals

metal, industries
annual census of manufacturers, 41-251
principal statistics, employment, inventories, 41-251B

Tanneries

See also
Leather and allied products

leather and allied products industries
annual census of manufacturers, 33-251
principal statistics, employment, inventories, 33-251B

Tape recorders

See also
Sound equipment

households equipped, by province, 64-601

Tapes, 47-250

See also
Videos

sales, by format, size, origin of financial control and province,
87-202

Tar

See also
Roofing
Shingles and shakes

roofing, production and shipments of shingles, monthly, by
province, 45-001

Target groups

See also
Elderly
Native peoples

women, statistical report, 89-503E

youth, trends, 89-511

Taverns

See also

Alcoholic beverages

receipts, by province, monthly, 63-011

Tax Court of Canada, 85-511E

Taxes

See also

Income taxes

annual data, 1961-1986, 13-213S

corporation taxation statistics, by major industry group, **61-208**, 61-208P

electric utilities, 57-202

federal government finances, gross general revenue, 68-211

national accounts, 13-201

province, 13-213

Tea

See also

Beverages

industries

annual census of manufacturers, 32-250

principal statistics, employment, inventories, 32-250B

production and stocks, **32-025**

Teachers

See also

Colleges

Education

all levels of education, 81-002

full-time, by level, type of institution, by sex, by province, **81-229**

music, 87-530

occupational classification, 12-565E

post-secondary, science, by field of teaching, 88-508E

universities, full-time, number, age, citizenship and salaries, by rank, sex, field, highest degree earned, by region, **81-241**

university and college full-time, salaries and salary scales, by institution, **81-258**, 81-258P, 81-258S

Teaching kits

See also

Audiovisual materials

Canada's consumer price index, 62-603E

elderly, 11-519E

living alone, 11-518E

lone-parent families, 11-520E

young family home owners, 11-517E

Technicians

See also

Occupations

Technology

employment in research and development, 88-508E

Technologists

See also

Technology

employment, education, 88-002

Technology

See also

Research

changes and increases in industrial productivity, 88-505E

federal government

expenditures, 88-204

scientific and technological establishments, directory, 88-206E

high technology products, international trade, 88-503E

human resources, 88-508E

indicators of science and technology, 88-002

industrial research and development, by industry, 88-202

institutes, research organizations, subsidies and expenditures, by activity sector, 88-001

international payments and receipts, 88-502E

journals, research papers, bibliometrics, 88-501E

summary report, 88-507E

patents, 88-504E

research and development

expenditures, measurements, 88-506E

expenditure price indexes, by industry, 88-509

transfers and flows, 88-502E

Teenagers

See also

Crimes

Youth

offences, charges, by age and sex, by province, 85-522

television viewing time, anglophones, francophones, by province, age groups, 87-208

Telecommunications

See also

Broadcasting

Communications

carriers, finances, operations, employment, construction, **56-201**

industries, 56-001

annual census of manufacturers, 43-250

principal statistics, employment, inventories, 43-250B

installation, price indexes, quarterly, 62-007

telephone service industry, 56-203

telephone, services, systems, monthly, 56-002

Telephones

See also

Telecommunications

historical data, 11-210

households equipped, by province, 64-601

networks, employment and financial statistics, 56-001

recent data, 11-010

systems, services, operating revenue and expenses

by province, **56-203**

monthly, **56-002**

Television, 56-204

See also

Broadcasting

Videos

cable, operating and financial statements, 56-001, 56-205

equipment, industries

annual census of manufacturers, 43-250

principal statistics, employment, inventories, 43-250B

households equipped, by province, 64-202, 64-601

industry, synopsis, 87-001, 87-004
 sets, industries
 annual census of manufacturers, 43-250
 principal statistics, employment, inventories, 43-250B
 viewing time
 age-sex group, by province, 87-208
 origin and type of program and origin of station, by province, 87-208

Tenants

See also
 Dwellings
 Renters

housing affordability, trends, 98-130

Territorial government

employment and payroll, 72-007

Territories

See
 Northwest Territories
 Yukon

Textbooks

See also
 Books

campus bookstore sales, by province, **63-219**
 publishers, titles published, sales, 87-210

Textile industries

See also
 Clothing
 Dyeing and finishing
 Industries

definitions and classification index, 12-570E
 financial statistics, quarterly, 61-003
 preliminary data, 61-003P
 primary
 annual census of manufacturers, **34-250**
 principal statistics, employment, inventories, 34-250

Textile products

industries
 annual census of manufacturers, **34-251**
 capacity utilization rates, quarterly, 31-003
 consumption of containers and other packaging supplies, 31-212
 destination of shipments, by province, by industry, 31-530
 employment, by province, by industry, 31-203
 principal statistics
 by province, by industry, 31-203
 employment, inventories, 34-251B
 shipments by major group of industries, monthly data, 31-001
 stocks and shipments, by product type, monthly data, 31-001

Theatre

See also
 Performing arts

companies, performances, revenue and expenditures, by province, 87-209
 number of businesses, total revenue, by province, by revenue size, revenue by source, client base, expenses, part-time/full-time employment, 63-233

Theft

motor vehicles and other property, MDF-3837b
 motor vehicles and other property, Edmonton, MDF-3837a

Therapeutic abortions, 82-601

See also
 Abortions
 Contraception

rates per 100 live births, by province, 82-546

Therapy

See also
 Health care

classification procedures, 82-562E
 respiratory technology, pulmonary function, workload measurement, 83-603

Thermal insulation

See also
 Insulating materials

contractors, establishments, output, labour, revenue and expenditures, by province, 64-204

Thunder Bay

CT, 1986 census
 dwellings, by period of construction, heating fuel
 family income, by income group
 household income, by income group
 households, tenant, owner, rent and payments
 income, by sex, income composition, income group
 population, by home, official languages, ethnic origin, citizenship, place of birth, immigrants, by period and age at immigration, mobility status, education, labour force activity by industry division and major occupation group, sex, class of worker, 95-162
 population, dwellings, households, census and economic family characteristics, 95-161
 map, CMA, 1986 census, 99-116
 population, CMAs
 age, age group, sex, marital status, mother tongue, 1986 census
 census families, by number of children, by family structure, 1986 census
 ethnic origin, home and official languages, by sex, 1986 census
 immigrants, by place of birth, sex and period of immigration, 1986 census
 labour force, by education, occupation, industry group, income group, work activity, 1986 census
 private households, by economic family status, 1986 census, 93-156

Tiles

See
 Floor, tile, linoleum and coated fabric

Time use

languages, social mobility, MDF-3890
 leisure time activities and reading habits, MDF-3815

Tin

See also
 Metals
 Mines
 Mining

mineral production, by province, 26-202

Tire cord fabrics

See also

Textile products

industries

annual census of manufacturers, 34-251

principal statistics, employment, inventories, 34-251B

Tires and tubes

See also

Rubber products

industries, 33-350

Tobacco

See also

Field crops

Tobacco products

shipped by Canadian manufacturers, value and volume, 31-211

Tobacco products

See also

Smoking

Tobacco

consumer price index, 62-001

family expenditures, MDF-3504

industries

annual census of manufacturers, 32-251

capacity utilization rates, quarterly, 31-003

consumption of containers and other packaging supplies, 31-212

destination of shipments, by province, by industry, 31-530

employment, by province, by industry, 31-203

financial statistics, quarterly, 61-003

preliminary data, 61-003P

principal statistics

employment, inventories, 32-251B

by province, by industry, 31-203

shipments by major group of industries, monthly data, 31-001

production and disposition, monthly, 32-022

smoking habits, survey, MDF-3813

Toilet preparations

See also

Chemicals and chemical products

industries

annual census of manufacturers, 46-250

principal statistics, employment, inventories, 46-250B

Tomatoes

See also

Vegetables

field and greenhouse production, area and farm value, by province, 22-003

supply and disposition

consumption per capita, 32-230

consumption per capita, data sources, conversion factors, 32-509E

tomato products, canned, packed annually, by region, 32-023

Tools

See also

Machinery and equipment

hand and implements, industries

annual census of manufacturers, 41-251

principal statistics, employment, inventories, 41-251B

Toronto

atlas, demography, education, ethnic origin, lone-parent families, dwellings, employment, income, 1986 census, 98-106

CT, 1986 census

dwellings, by period of construction, heating fuel

family income, by income group

household income, by income group

households, tenant, owner, rent and payments

income, by sex, income composition, income group

population, by home, official languages, ethnic origin,

citizenship, place of birth, immigrants, by period and age at immigration, mobility status, education, labour force activity by industry division and major occupation group, sex, class of worker, 95-164

population, dwellings, households, census and economic

family characteristics, 95-163

ethnic groups, by single and multiple origins, 1986 census, 93-154

federal government scientific and technological establishments, directory, 88-206E

historical overview, 11-605E

labour force, by industry division, by occupation type, 1971, 1981, 1986 census, 98-135

manufacturing, private and public investments, intentions, by province, 61-205

map, CMA, 1986 census, 99-116

mother tongue, population, 1986 census, 98-131

population, CMAs

age, age group, sex, marital status, mother tongue, 1986 census

census families, by number of children, by family structure, 1986 census

ethnic origin, home and official languages, by sex, 1986 census

immigrants, by place of birth, sex and period of immigration, 1986 census

labour force, by education, occupation, industry group,

income group, work activity, 1986 census

private households, by economic family status, 1986 census, 93-156

Tourism

See also

Hotels

Industries

Recreation

Travellers

Visitors

attitude and motivation study, MDF-3822b

economic impact, 87-401

Ontario, attitude and motivation study, MDF-3822a

questionnaires on microfiche, 12-205M

index, 12-205S

trends, overview, 87-003

trips taken, duration, destination, accommodation, transportation and cost, MDF-3810

Toys and games

industries

annual census of manufacturers, 47-250

principal statistics, employment, inventories, 47-250B

TPI

See

Travel price index

Trade

See also

Domestic trade

International trade

Merchandising

Retail

Wholesale trade

arts and culture, economic impact, 87-532

automotive, Canadian, imports, exports, 42-251

capital and repair expenditures, revised intentions, 61-206

energy, interprovincial transfers, 57-003

historical data, 11-210, 11-516

industries

labour force, by age group, sex, class of worker, weeks

worked in 1985, by industry, by province, 1986 census,
93-113

number of employees, salaries and wages, by industry, by
province, monthly, 72-002

international, market research handbook, 63-224

interprovincial

destinations of manufacturing shipments, by industry, by
province, 31-530

electric power, by province, 57-204

interprovincial, international, trucking industry, 53-222

labour force

CMAAs, 1981, 1986 census, 93-156

by sex

by detailed industry, (1970 classification), by province,
1971, 1981, 1986 censuses, 93-152

by industry division, by province, 1951 to 1986 censuses,
93-152

merchandising inventories, 63-014

natural gas, with United States, 55-002

occupations, by sex and detailed occupation, 1986 census,
93-157

private and public investments, intentions, by province, 61-205

provincial government enterprises, financial statistics, by
province, 61-204

retail, sales and receipts, number of locations, by type, by
province, 63-223

recent data, 11-010

Trade and services

See also

Merchandising

New Brunswick, 11-608

Trade balance

See also

Inventories

Sales

high technology products, 88-503E

monthly summary, 65-001

overview, 65-503

Trade contractors

See

Contractors

Trade groups

See also

Retail

Wholesale merchants

wholesale merchants, sales, percentage changes, 63-008

Trade schools

graduates, by sex, field of study, employment, income, trends,
98-134

Trade unions

See

Labour unions

Trading partners, 11-010

Traffic accidents

prevention, attitudes, knowledge and practices, MDF- 3869

Trailers

See also

Dwellings

industries

annual census of manufacturers, 42-251

principal statistics, employment, inventories, 42-251B

Training, vocational

See

Vocational training

Transactions

direct investments, bonds and stocks, balance of payments,
67-001

government, financial management statistics, operations manual,
68-507E

securities with non-residents, 67-002

Transborder journeys

See also

Travel

number of air passengers, by city, by city-pair, 51-205

Transfer payments

See

Government transfer payments

Transmissions

See also

Motor vehicles

number of passenger cars operated, personal use, distance
travelled, by type, 53-226

Transmission lines

See also

Electricity

Energy

electric energy, by province, 57-202

Transparent film

See also

Containers and other packaging supplies

packaging supplies, consumption by manufacturing industries, by
industry, 31-212

Transportation

See also

Air transport
Freight
Rail transport
Urban transit
Utilities

availability and use, travel to work survey, MDF-3812
CANSIM, Minibase series directory, 12-569E
commodity classification, 12-580E
consumer price index, 62-001
directory to microdata, 11-514E
disabled, limitations, MDF-3221a, MDF-3222, MDF-3826
disabled persons, 82-555E
domestic travels of Canadians, 87-504
energy demand, by province, 57-003
equipment
industries
 annual census of manufacturers, 42-251
 capacity utilization rates, quarterly, 31-003
 consumption of containers and other packaging supplies, 31-212
 definitions and classification index, 12-570E
 destination of shipments, by province, by industry, 31-530
 employment, by province, by industry, 31-203
 financial statistics, quarterly, 61-003
 preliminary data, 61-003P
 orders, monthly data, 31-001
 principal statistics
 by province, by industry, 31-203
 employment, inventories, 42-251B
 shipments by major group of industries, monthly data, 31-001
 stocks and shipments, by product type, monthly data, 31-001
expenditures, MDF-3504
 by household, number of automobiles or trucks, 62-555
federal government enterprises, financial statistics, 61-203
historical catalogue, 11-512E
historical data, 11-516E
human activity and the environment, 11-509E
industrial research and development, expenditures, 88-202
industries
 definitions and classification index, 12-570E
 industrial classification, 12-501E
 labour force, by age group, sex, class of worker, weeks worked in 1985, by industry, by province, 1986 census, 93-113
 number of employees, salaries and wages, by industry, by province, monthly, 72-002
international travellers entering Canada, 66-001
labour force
 CMAs, 1981, 1986 census, 93-156
 by sex
 by detailed industry, (1970 classification), by province, 1971, 1981, 1986 censuses, 93-152
 by industry division, by province, 1951 to 1986 censuses, 93-152
marine transport, 50-002
occupational classification, 12-565E
occupations, by sex and detailed occupation, 1986 census, 93-157
oil pipeline, by province, monthly, 55-001
passenger bus
 urban transit, monthly, 53-003

 urban transit services, 53-215
pipelines, crude oil and petroleum products, 55-201
private and public
 consumer price index, 62-533
 investments, intentions, by province, 61-205
provincial government enterprises, financial statistics, by province, 61-204
questionnaires on microfiche, 12-205M
index, 12-205S
rail, 52-216
railway carloadings, monthly, 52-001
railways, revenue freight, by commodity and province, 52-211
research and development, expenditure price indexes, 88-509
road motor vehicles
 fuel sales, 53-218
 registrations, by province, 53-219
road transport, fuel consumption, passenger cars, by province, quarterly, 53-226
surface transport, 50-002
traffic accidents, health services, 82-540E
trucking industry, 53-222
utilization, travel survey, MDF-3810
water, shipping industry, 54-205

Trapping

See

Fishing and trapping

Travel

See also

Tourism
Transborder journeys

domestic
 Canadians and foreign visitors, 87-003
 province of origin and of destination, by mode of transport, purpose, distance travelled, duration, expenses, overnight, 87-504
 residents and visitors, accommodations, mode of transportation, 87-401
family expenditures, MDF-3504
international
 balance of payments, 67-203
 between Canada and other countries, 66-201
 Canadians and foreign visitors, 87-003
 foreigners, other than American, entering Canada, by country of origin, 66-001P
 mode of transport, United States or other countries, 66-001P
 number, receipts and payment, 66-001
 residents and visitors, accommodation, mode of transportation, 87-401
Ontario, tourism attitude and motivation study, MDF-3822a
services, rental and leasing establishments, total revenue, by province, 63-232
to work, survey, MDF-3812
tourism attitude and motivation study, MDF-3822b
trips taken, reason, duration, destination, accommodation, transportation, cost, MDF-3810

Travel price index, 87-003, 87-401

See also

Indexes

Travellers, MDF-3810

See also

Passengers
Tourism

attitudes and motivation, MDF-3822b
 Canadian and foreign, **87-003**
 in Canada and other countries, by mode of transport, **87-401**
 Canadian residents
 destinations, trips, expenses, by province of residence,
 66-201
 returning, by type of transportation and province of entry,
 66-001
 domestic travels of Canadians, demographic characteristics,
87-504
 foreign, in Canada
 trips, expenses, by type of transportation, by country of origin,
 66-201
 type of transportation, by country of origin and province of
 entry, 66-001
 non-resident, and returning resident, one or more night trips, by
 province of entry, by mode of transport, United States or
 other countries, 66-001P
 Ontario, attitudes and motivation, MDF-3822a

Trends

apparent per capita meat consumption, 23-203
 cancer mortality in British Columbia, by sex, 82-565
 cattle number on farms, 23-203
 divorce, life table analysis, by sex, 84-536E
 egg feed ratio indexes, 23-202
 elderly, 11-519E
 electric power generation, 57-204
 employment, 71-601 no.33
 by industry group, 1951-1984, 89-507E
 grain milling industry, 22-502
 health and health services, 82-540E
 homicide, by sex, by number, by rate, by province, 85-209
 labour and income, 75-001E
 labour force, 71-001P
 by industry division, by occupation type, Canada, Montreal,
 Toronto, Vancouver, trends, 98-135
 labour market, 71-601 no.33
 by sex
 by detailed industry, (1970 classification), by province,
 1971, 1981, 1986 censuses, 93-152
 by industry division, by province, 1951 to 1986 censuses,
 93-152
 for postsecondary graduates, 89-518
 living alone, 11-518E
 lone-parent families, 11-520
 manufacturers inventories, shipments and unfilled orders, 31-001
 manufacturing industries, durable and total capacity utilization
 rates, 31-003
 marriage
 divorce, international trends, 89-517E
 life table analysis, by sex, 84-536E
 mortality, life table analysis, by sex, 84-536E
 net income, provincial government enterprises, by province, by
 industry, 61-204
 oilseed production, exports, stocks, canola/rapeseed, soybeans,
 21-601E no.4
 retail trade, seasonal variations, 1972-1982, 16-502
 sales and profit after taxes, industrial corporations, quarterly,
 61-003
 social trends, 11-008E
 supply and demand of natural gas, 57-205
 trucking industry, 53-222
 universities
 finances, by province, 81-260
 graduates, employment, by occupation and industry sector, by

educational attainment, 89-501E
 unpaid family work, trends, 71-535 no.2
 wealth distribution, 1970-1984, 13-588 no.1
 young family home owners, 11-517E

Trois-Rivieres

CT, 1986 census
 dwellings, by period of construction, heating fuel
 family income, by income group
 household income, by income group
 households, tenant, owner, rent and payments
 income, by sex, income composition, income group
 population, by home, official languages, ethnic origin,
 citizenship, place of birth, immigrants, by period and age at
 immigration, mobility status, education, labour force activity
 by industry division and major occupation group, sex, class
 of worker, 95-166
 population, dwellings, households, census and economic
 family characteristics, 95-165
 map, CMA, 1986 census, 99-116
 population, CMAs
 age, age group, sex, marital status, mother tongue, 1986
 census
 census families, by number of children, by family structure,
 1986 census
 ethnic origin, home and official languages, by sex, 1986
 census
 immigrants, by place of birth, sex and period of immigration,
 1986 census
 labour force, by education, occupation, industry group,
 income group, work activity, 1986 census
 private households, by economic family status, 1986 census,
 93-156
 statistical profile, 11-607E

Truck/rail

transportation comparison, **52-216**

Trucking

See also
 Transportation

 industry, **53-222**
 operating revenue and expenses, shipments, 50-002

Trucks

See also
 Motor vehicles
 Vans

 personal-use, fuel consumption, MDF-3802
 rental and leasing establishments, total revenue, by province,
 63-232
 road motor vehicle registrations, by place of residence or by
 place of issuance of licence, 53-219
 truck bodies, industries
 annual census of manufacturers, 42-251
 principal statistics, employment, inventories, 42-251B

Trust companies

See also
 Financial institutions

 financial statistics, quarterly, 61-006

Trusted pension funds

See also
 Pensions

financial statistics, 74-201
quarterly, 74-001

Tuberculosis, 82-003S, vol.1, no.1

See *also*
Diseases

number of new and reactivated cases, by province, 82-003

Tubes

See *also*
Pipes

electric lighting, sales including imports, monthly, 43-009
steel, production and shipments, 41-011

Tuition fees

See *also*
Education
Universities

international students, full time, 81-261
universities
full-time and foreign students, graduate and undergraduate,
by province, by institution, 81-219
revenue and expenditures, trends, by province, 81-260

Turbines

See *also*
Electric power
Machinery and equipment
Power plants

machinery, industries
annual census of manufacturers, 42-250
principal statistics, employment, inventories, 42-250B

Turbo fuel

See *also*
Aviation

aviation, supply, sales and disposition, by province, 45-004

Turkeys

See *also*
Meat
Poultry

production, disposition and farm value, by province, 23-202

Typesetting

See *also*
Printing and publishing

industries
annual census of manufacturers, 36-251
principal statistics, employment, inventories, 36-251B

U

Unattached individuals

See *also*
Children
Divorces
Families
Lone-parent families
Marital status
Marriages

Widows

1971 census, MDF-3901f
1976 census, MDF-3901e
1981 census, MDF-3901d
age, sex and marital status distribution, by single years, age
group, by province, 1986 census, 93-101
census families, income, by income group, by province, 1986
census, 93-117
demographic, social, economic and ethno-cultural
characteristics, 1986 census, MDF-3901b
distribution of wealth, 13-580
economic families, income, by income group, by province, 1986
census, 93-118
elderly
support groups, 89-508
trends, by province, 98-121
expenditures, MDF-3504
by income, by province, by city, 62-555
food expenditures, MDF-3503
by income, by age and sex, 62-554
in private households, by age group and living arrangements,
sex and marital status, by province, 1986 census, 93-106
income, MDF-3502b
income after tax, distribution by bracket, 13-210
income, assets and debt, MDF-3502c
income distribution, 13-208
by income bracket, 13-207
income, trends, 98-128
inner city areas, trends, 98-123
labour force
characteristics, by province, 1977-1984, 71-533
historical data, 71-201
lifestyle, teaching kit, 11-518E
life table analysis, by sex, 84-536E
men, labour market activity survey, by province, 71-206
older workers, labour market activity survey, by province,
71-208
population structure and dynamics, health status, life expectancy,
82-543
single, divorced, widowed, trends, 89-517E
wealth distribution, 1970-1984, 13-588 no.1
women
labour market activity survey, by province, 71-205
statistical report, 89-503E
youth, labour market activity survey, by province, 71-207

Undergraduate degree

See *also*
Education
Postsecondary education
Universities

enrolment, by province, field of study, registration status, sex,
81-204

Underwear

See *also*
Clothing

industries
annual census of manufacturers, 34-252
principal statistics, employment, inventories, 34-252B

Unearned revenue

See *also*
Revenue

performing arts companies, 87-209

Unemployed

See also

Employment

Labour force

Unemployment

displaced workers, survey, MDF-3845

not seeking employment, MDF-3821

unemployment insurance statistics, claims, benefits, beneficiaries
entrance requirements, by age, by sex, by province, monthly,
73-001

contributions, by sex, by province, by type of benefit, monthly,
annual series, 73-202S

work patterns survey, MDF-3801

Unemployment

See also

Employment

Labour

Unemployed

Unemployment insurance

apprentices and journeymen, Alberta, MDF-3842

disabled adults, by work limitation status, 98-126

duration, benefits, government programs and job search
activities, survey, MDF-3853

duration, by age, sex, type of work sought, province
annual averages, 1981-1988, 71-529
monthly estimates, 71-001

historical data, 11-210

labour force

activity, by sex, age group, marital status, highest level of
schooling, by province, 1986 census, 93-111
by province, by sex, 71-001P

layoffs, MDF-3845

men, labour market activity survey, by province, 71-206

Newfoundland and Ontario, comparison study, MDF-3820

older workers, labour market activity survey, by province,
71-208

rate, 11-002E

methodology, supplementary measures, 71-601 no.41

population, by sex, participation rate, age group, education, by
province, 1986 census, 93-110

recent data, 11-010

postsecondary graduates, 89-518

reduction, MDF-3831

seasonally adjusted estimates

age-sex distribution, by metropolitan and economic areas,
71-001P

seasonal factors, historical data, 71-201

university and college graduates, MDF-3135

women

1986, 98-125

by province, 71-534

labour market activity survey, by province, 71-205

youth

labour market activity survey, by province, 71-207

trends, 1981-1986, 98-124

Unemployment insurance

See also

Employee benefits

Insurance

Retirement

Social security

Unemployment

absence from work, benefits received, MDF-3805

absent workers, compensations, 71-601 no.32

as an income source, individuals and aggregate income, by
income group and province, 1986 census, 93-114

beneficiaries, by postal areas, 17-202 to 17-206

benefit periods, beneficiaries, contributors and contributions,
73-201

benefits received and attitudes towards, Newfoundland and
Ontario, comparison study, MDF-3820

claims, benefits, beneficiaries

entrance requirements, by age, by sex, by province, monthly,
73-001

contributions, by sex, by province, monthly, annual series,
73-202S

cost, benefits, contributions, 86-506

displaced workers, MDF-3845

maternity benefits, MDF-3851

Unfilled orders

See also

Inventories

Sales

historical data, 11-210

recent data, 11-010

Unincorporated businesses

See

Persons and unincorporated businesses

Unincorporated places

geographical classification, place names, reference list,

population, by classification code, by province, 1986 census,
92-121 to 92-123

population, location, 1986 census, 92-105

Unions

See

Labour unions

Unit labour cost

See also

Labour

indexes by industry, historical data, 15-204

United States

agriculture, grain production, commodity programs, summary,
21-601E no.7

balance of payments, technology, 88-502E

Canadian imports by foreign controlled enterprises, by
commodity, 67-509

CANSIM, Minibase series directory, 12-569E

high technology products, trade balance, 88-503E

tourism travellers, expenditures, outdoor recreation, 87-401

United States/Canada

air traffic, passenger origin and destination, 51-205

farm account comparison, 21-602E no.4

imports, by province of clearance, by U.S. State and mode of
transport, 65-203

international trade, by region, 65-503

international travellers

by mode of transport, 66-001P

trips and expenses, 66-201

overview comparison, 11-511E

railway, revenue freight, by commodity, 52-211
 scientific research papers, world shares, 88-501E
 trucking industry, 53-222

Universities

See also

Education
 Employment
 Graduates
 Post-secondary education
 Students
 Tuition fees

accommodations, residence and institution's housing, single and married students, room and board, by province, by institution, **81-219**

employed persons in science, by occupation, by educational attainment, 88-508E

enrolment

degrees, **81-204**

graduates, professors, finance, educational attainment, by province, 81-229

staff, finance, 81-002

federal government payments, science and technology, 88-204

graduates

by sex, field of study, employment, income, trends, 98-134

employment by occupation and industry sector, by

educational attainment, 1971-1978, 89-501E

labour market, 89-518

graduates, employment experience, MDF-3135

level and field of study, Alberta, MDF-3852

number, enrolment, expenses, degrees, by province, 81-220

nursing programs, 83-226

revenue and expenditures, trends, by province, 81-260

schooling level, by detailed field of study, by sex, age group and province, 1986 census, 93-110

science and technology, professors, scientists, technologists, 88-002

teachers

full-time, number, age, citizenship and salaries, by rank, sex, field, highest degree earned, by region, **81-241**

salaries and salary scales of full-time staff, by institution,

81-258, 81-258P, 81-258S

tuition, additional fees and living accommodation costs, by province, by institution, 81-219

University schools of nursing

See also

Nurses

admission, enrolment, graduation, by province, 83-226

Unpaid family workers

by detailed industry, sex, by province, 1986 census, 93-113

by detailed occupation, industry, sex, province, 1986 census, 93-112

Uranium

See

Fuel
 Metals
 Mines
 Mining

Urban areas

See also

Census agglomerations

Census metropolitan areas

Cities

Geographical classification

comparison, 1981, 1986 census, 99-106E

dual-earner families, 13-588 no.3

elderly, by province, 98-121

families and unattached individuals, expenditures, 62-555, MDF-3504

family food expenditures, 62-554, MDF-3503

geographical classification, 12-571 to 12-573

inner city, population, demography, households and families, ethnicity, socio-economic characteristics, trends, 98-123

maps, CMAs, CAs, 1986 census, 99-116

population

1981-1986, urban and rural areas, national and provincial

ranks, decreasing order, land area, population density,

1986 census, by province, 92-109 to 92-120

1986 census, 98-120

reference list of EAs, by CSD, CD, 1986 census, by province

Atlantic provinces, 99-117

Ontario, 99-119

Quebec, 99-118

western provinces and territories, 99-120

size, population and dwellings, selected characteristics, Canada and provinces, 1986 census, 94-129

statistical profile, 11-511E

vital statistics, 84-542

Urban geography

See also

Urban areas

CMAs, 12/25, demography, family and social characteristics, dwellings, employment, income, for each CMA, 1986 census, 98-101 to 98-112

Toronto, 11-605E

Trois-Rivieres, 11-607E

Urban transit

See also

Automobiles
 Buses
 Commuters
 Road transport
 Transportation

establishments, revenue and expenses, by province, 53-215

fare passengers, monthly, by province, 53-003

historical data, 11-210

motor carrier passenger industry, principal statistics, 53-215

recent data, 11-010

travel to work survey, MDF-3812

Utilities

See also

Communications
 Electric power
 Natural gas
 Transportation
 Water supply

capital and repair expenditures, by utility, revised intentions, 61-206

directory to microdata, 11-514E

electric power, revenue and expenses, taxes, 57-202

electricity bills, domestic, commercial and small power service,

monthly, 57-203
 expenditures, intentions, by region, by province, 61-205
 federal government enterprises, financial statistics, 61-203
 gas
 receipts, sales, dispositions, by province, monthly, 55-002
 transport and distribution systems, sales and revenue,
 storage, financial statistics, 57-205
 historical catalogue, 11-512E
 industries
 financial statistics, quarterly, 61-003
 preliminary data, 61-003P
 industrial classification, 12-501E
 labour force, by age group, sex, class of worker, weeks
 worked in 1985, by industry, by province, 1986 census,
 93-113
 labour force, by sex
 by detailed industry, (1970 classification), by province, 1971,
 1981, 1986 censuses, 93-152
 by industry division, by province, 1951 to 1986 censuses,
 93-152
 New Brunswick, 11-608
 provincial government enterprises, financial statistics, by
 province, 61-204

V

Vacation homes

See also
 Dwelling
 Recreation

households owning, by province, 64-202, 64-601

Vacuum cleaners

See also
 Electrical appliances

domestic, production and factory shipments, 43-003

Valves

See also
 Metals

metal, industries
 annual census of manufacturers, 41-251
 principal statistics, employment, inventories, 41-251B

Vancouver

atlas, demography, education, ethnic origin, lone-parent families,
 dwellings, employment, income, 1986 census, 98-112
 CT, 1986 census
 dwellings, by period of construction, heating fuel
 family income, by income group
 household income, by income group
 households, tenant, owner, rent and payments
 income, by sex, income composition, income group
 population, by home, official languages, ethnic origin,
 citizenship, place of birth, immigrants, by period and age at
 immigration, mobility status, education, labour force activity
 by industry division and major occupation group, sex, class
 of worker, 95-168
 population, dwellings, households, census and economic
 family characteristics, 95-167
 ethnic groups, by single and multiple origins, 1986 census,
 93-154
 labour force, by industry division, by occupation type, 1971,

1981, 1986, 98-135
 manufacturing, private and public investments, intentions, by
 province, 61-205
 map, CMA, 1986 census, 99-116
 mother tongue, population, 1986, 98-131
 population, CMAs
 age, age group, sex, marital status, mother tongue, 1986
 census
 census families, by number of children, by family structure,
 1986 census
 ethnic origin, home and official languages, by sex, 1986
 census
 immigrants, by place of birth, sex and period of immigration,
 1986 census
 labour force, by education, occupation, industry group,
 income group, work activity, 1986 census
 private households, by economic family status, 1986 census,
 93-156

Vans

See also
 Motor vehicles
 Trucks

fuel consumption survey, 53-007
 number operated, kilometres driven, fuel consumed, fuel
 consumption ratio, 53-007

Varnish

See
 Paint

Veal

See also
 Cattle
 Meat

frozen stocks, imports and exports, 23-203

Vegetable oils

See also
 Oils and fats
 Oilseeds

production, sales and stocks, monthly, 32-006

Vegetables

See also
 Crops
 Farms
 Food
 Horticulture
 Names of vegetables

1986 census, 1971 to 1986 census data, Canada, by type, by
 province, 96-102
 for each province, by type, agricultural region and census
 division, 96-103 to 96-112
 canned and frozen
 industry, by region, 32-023
 pack and stocks, 32-011
 commercial and processing, production, area, farm value, by
 province, 22-003
 crops, areas, spatial distribution, 1986 census, 96-113
 greenhouse grown
 value and production, by province, 22-202
 industries
 annual census of manufacturers, 32-250

- principal statistics, employment, inventories, 32-250B
- mixed, canned and frozen
 - pack and stocks, monthly, 32-011
 - packed annually, by region, 32-023
- production, by type, by province, 21-522E
- supply and disposition
 - consumption per capita, 32-230
 - consumption per capita, data sources, conversion factors, 32-509E

Vending machines

- See also
- Retail
- operators, types, numbers and sales, distribution, by province, 63-213

Veneer and plywood

- See also
- Forestry
- Forests
- Logging
- Lumber
- Paper and allied products
- Particleboard
- Plywood
- Pulp and paper
- Sawmills
- Wood
- industries
 - annual census of manufacturers, 35-250
 - mills, capital and repair expenditures, 25-202
 - principal statistics, employment, inventories, 35-250B

Vessels

- See also
- Boats
- Cargo
- Shipbuilding
- Shipping
- Water transport
- domestic and international, activity by port, 54-205

Veterans

- See also
- Disability pensions
- Disabled persons
- pensions and allowances, 86-511

Victims, 85-002

- See also
- Crimes
- criminal injuries compensation, 86-502
- Edmonton, survey, MDF-3837a
- of homicide, by age, sex, marital status, racial origin, 85-209
- survey, MDF-3837b

Victoria

- CT, 1986 census
 - dwellings, by period of construction, heating fuel
 - family income, by income group
 - household income, by income group
 - households, tenant, owner, rent and payments
 - income, by sex, income composition, income group

- population, by home, official languages, ethnic origin, citizenship, place of birth, immigrants, by period and age at immigration, mobility status, education, labour force activity by industry division and major occupation group, sex, class of worker, 95-170
- population, dwellings, households, census and economic family characteristics, 95-169
- map, CMA, 1986 census, 99-116
- population, CMAs
 - age, age group, sex, marital status, mother tongue, 1986 census
 - census families, by number of children, by family structure, 1986 census
 - ethnic origin, home and official languages, by sex, 1986 census
 - immigrants, by place of birth, sex and period of immigration, 1986 census
 - labour force, by education, occupation, industry group, income group, work activity, 1986 census
 - private households, by economic family status, 1986 census, 93-156

Videos

- See also
- Audiovisual materials
- Films
- Tapes
- Television
- distribution, 63-207
- economic impact, 87-532
- municipal, provincial and federal expenditures
 - by province, 87-206
 - overview, 87-517
- production
 - and distribution industries, number of businesses, total revenue, by province, by revenue size, revenue by source, client base, expenses, part-time/full-time employment, 63-233
 - film industry, 87-204
 - principal statistics of establishments, revenue, 63-206
 - recorders, households equipped, by province, 64-202

Violence, 85-002

- See also
- Crimes
- Offences
- crimes, police reported, by province, by offence type, 85-205
 - violent crimes, MDF-3837b
 - Edmonton, MDF-3837a
- health services, 82-540E
- homicide trends, 85-209

Visitors

- See also
- Tourism
- heritage institutions, by province, 87-207

Visual arts

- See also
- Arts
- arts and culture, statistical profile, 87-527

Vital statistics, 82-003

- See also

Births
Demography
Divorces
Fertility
Life expectancy
Marriages
Mortality
Population

causes of death by detailed category, age and sex, 82-003S, vol.1, no.1
causes of death by detailed category, province and sex, 82-003S, vol.1, no.1
leading causes of death by age group, 82-003S, vol.1, no.1
population
births, deaths and marriages, by local areas, 84-542
structure and dynamics, health status, life expectancy, 82-543

Vocational schools

See also
Education

educational staff, number and salaries, by staff position, field, sex, by province, 81-254
enrolment, staff, finance, 81-002

Vocational rehabilitation

social allowances and welfare, 86-510

Vocational training

See also
Colleges
Occupations
Post secondary education

adult education survey, MDF-3846, MDF-3849
displaced workers, MDF-3845
financial statistics, by province, 81-208

Volunteers, 71-534 no.4

See also
Labour force

elderly, support groups, 89-508
survey, 1980, MDF-3806
survey, 1987, MDF-3865

W

Waterboard

See also
Building board
Wood

industries
annual census of manufacturers, 35-250
principal statistics, employment, inventories, 35-250B
production, stocks and shipments, 36-003

Wages

See
Salaries and wages

Wales/England/Canada

farm account comparison, 21-602E no.4

Washing machines

See also
Electrical appliances

households equipped, by province, 64-202, 64-601
production, sales, stocks, exports, monthly, 43-010

Wastes

See also
Sewers

human activity and the environment, 11-509E

Watches

See
Clocks and watches

Water facilities

See also
Water supply

drilling, contractors, establishments, output, labour, revenue and expenditures, by province, 64-210
heavy engineering contractors, 64-209

Water supply

See also
Households
Sewers
Utilities

household facilities and equipment, by province, 64-601
single dwellings, by province, 64-202

Water transport

See also
Carriers
Ports
Shipping
Transportation

shipping industry, 54-205
water carriers, cargo shipments, ports, 50-002

Wealth

See also
Assets
Capital
Debts
Finance
High income families
Home-ownership
Income
Income distribution
Investments
Low income
Personal savings

distribution changes, 1970-1984, 13-588 no.1
dual-earner families, 13-588 no.3
families and unattached individuals, 13-580
families with working wives, 13-578
pensions and incomes of the elderly, 1971-1985, 13-588 no.2

Welfare

See also
Health and welfare
Social assistance

Social services

social allowances, **86-510**

Wheat and wheat flour

See also

Farms

Flour

Grains

area seeded

by type, spatial distribution, 1986 census, trends, **96-113**

production and stocks, by province, 22-002

exports, **22-201**, 22-522E

milling industry, overview, 22-502

supply and disposition, marketing exports, 22-007

White collar workers

See also

Workers

occupational classification, 12-565E

Wholesale merchants

See also

Retail

levels of stocks, stock sales ratios, by major trade group,

monthly, 63-014

number of establishments, sales, principal statistics, by type of business, **63-226**

Wholesale trade

See also

Commerce

Retail

arts and culture, economic impact, 87-532

federal government enterprises, financial statistics, 61-203

industries

financial statistics, quarterly, 61-003

preliminary data, 61-003P

industrial classification, 12-501E

provincial government enterprises, financial statistics, by province, 61-204

sales, by major trade group and region, percentage changes, 63-008

wholesale merchants, agents and brokers, number of establishments, sales, principal statistics, by type of business, **63-226**

Widows

See also

Deaths

Unattached individuals

age, sex and marital status distribution, by single years, age group, by province, 1986 census, 93-101

Canada and Quebec pension plans, 86-507

elderly, trends, by province, **98-121**

life table analysis, 84-536E

trends, 89-509, 89-517E

Wildlife

See also

Zoos

furs, 11-402E

human activity and the environment, 11-509E

participation in and expenditures on wildlife activities, MDF-3808a, MDF-3808b

Wildpelts

See also

Fishing and trapping

Furs

production, imports, exports, 23-207, 23-208

Windows

metal, industries

annual census of manufacturers, 41-251

principal statistics, employment, inventories, 41-251B

wooden, industries

annual census of manufacturers, 35-250

principal statistics, employment, inventories, 35-250B

Windsor

CT, 1986 census

dwellings, by period of construction, heating fuel

family income, by income group

household income, by income group

households, tenant, owner, rent and payments

income, by sex, income composition, income group

population, by home, official languages, ethnic origin,

citizenship, place of birth, immigrants, by period and age at

immigration, mobility status, education, labour force activity

by industry division and major occupation group, sex, class

of worker, 95-172

population, dwellings, households, census and economic

family characteristics, 95-171

map, CMA, 1986 census, 99-116

population, CMAs

age, age group, sex, marital status, mother tongue, 1986

census

census families, by number of children, by family structure,

1986 census

ethnic origin, home and official languages, by sex, 1986

census

immigrants, by place of birth, sex and period of immigration,

1986 census

labour force, by education, occupation, industry group,

income group, work activity, 1986 census

private households, by economic family status, 1986 census, 93-156

Wines

See also

Alcoholic beverages

control, sales, imports, exports, government revenue, 63-202 industries

annual census of manufacturers, 32-251

principal statistics, employment, inventories, 32-251B

Winnipeg

atlas, demography, education, ethnic origin, lone-parent families,

dwellings, employment, income, 1986 census, 98-108

CT, 1986 census

dwellings, by period of construction, heating fuel

family income, by income group

household income, by income group

households, tenant, owner, rent and payments

income, by sex, income composition, income group

population, by home, official languages, ethnic origin,

citizenship, place of birth, immigrants, by period and age at immigration, mobility status, education, labour force activity by industry division and major occupation group, sex, class of worker, 95-174

population, dwellings, households, census and economic family characteristics, 95-173

map, CMA, 1986 census, 99-116

population, CMAs

age, age group, sex, marital status, mother tongue, 1986 census

census families, by number of children, by family structure, 1986 census

ethnic origin, home and official languages, by sex, 1986 census

immigrants, by place of birth, sex and period of immigration, 1986 census

labour force, by education, occupation, industry group, income group, work activity, 1986 census

private households, by economic family status, 1986 census, 93-156

Wire

See also

Metals

Steel

industries

annual census of manufacturers, 41-251

principal statistics, employment, inventories, 41-251B

steel and specified wire products, production and shipments, 41-006

Wire products

See also

Fencing

Metals

industries

annual census of manufacturers, 41-251

principal statistics, employment, inventories, 41-251B

production and shipments, 41-006

wires and cables, industries

annual census of manufacturers, 43-250

principal statistics, employment, inventories, 43-250B

Wives

See also

Employment

Families

Women

families, 1986 census, 93-107

labour force characteristics, by province, 1977-1984, 71-533

with children aged 5 or under, labour force participation, 98-127

Wolf

See also

Furs

pelts, exports, 23-208

Women, 89-503E

See also

Maternity benefits

child care arrangements, 71-601 no.31

criminal activity and victimization, youth, adults, 89-503E

disabled persons, activity, by educational attainment, 71-535

no.1

earnings, 13-217

hourly, by age group and educational attainment, 71-601

no.38

education, universities, community colleges, trade and vocational schools, enrolment and degrees, 89-503E

educational staff, community colleges and public trade schools, by staff position, field and province, 81-254

elderly, 11-519E

longevity, health, 89-515

employment

metal mines, 26-223

non-metal mines, 26-224

enrolment in universities, part-time, full-time, by level, by province, 81-204

family, marriages, divorces, births, fertility rates, child care, 89-503E

farm operators, 1986 census, 96-113

health

life expectancy, death rates, alcohol consumption, smoking, drugs, physical activity, 89-503E

profile, 82-542E

housing and households, 89-503E

immigrant and non-immigrant population, by sex, by period of immigration, by province, 1986 census, 93-155

income

overview 1951-1981, 13-581E

sources, by family type, unattached individuals, by age group, 89-503E

index to data, 11-523E

annual averages, 1981-1988, 71-529

by province, by industry, 71-201

characteristics, by province, 1977-1984, 71-533

monthly estimates, 71-001

labour force activity, population, by age group, marital status, by presence of children, by province, 1981, 1986 census, 93-111

labour force participation

by industry division, by occupation type

Canada, Montreal, Toronto, Vancouver, trends, 98-135

marital status, trends, 98-125

employment, by industry and occupation, unemployment, earnings, 89-503E

inner city areas, trends, 98-123

rate, employment, unemployment, earnings and income, 71-534

wives with children aged 5 or under, 98-127

labour market activity survey, by province, 71-205

labour union memberships, 71-202

life tables, Canada and provinces, 84-532

living alone, 11-518E

marital status, life table analysis, 84-536E

maternity leave, MDF-3851

minority groups, aboriginal, immigrants, disabled persons, ethnicity, education, labour force, 89-503E

occupations, by age group, sex, marital status, mother tongue, ethnic origin, period of immigration, schooling level, class of worker, industry division, employment income, family characteristics, by occupation, (1980 classification), 1986 census, 93-157

paid workers and self-employed, 71-536

population

marital status, by age, 89-503E

structure and dynamics, health status, life expectancy, 82-543

schooling level, field of study, employment, income, trends, 98-134

single and married, fertility, 91-524E
 television viewing time, anglophones, francophones, by province,
 age group, 87-208
 therapeutic abortions, 82-546, 82-601
 unemployment insurance contributions and benefits, by age,
 province, 86-506
 university teachers, full-time, number, age, citizenship and
 salaries, by rank, field, highest degree earned, by region,
 81-241
 unpaid family work, trends, 71-535 no.2
 with children, labour force participation, 71-534

Women's clothing

See also

Clothing

Men's clothing

chains, number of stores, annual sales, historical data, 63-210
 industries
 annual census of manufacturers, 34-252
 principal statistics, employment, inventories, 34-252B

Wood

See also

Forestry

Forests

Logging

Lumber

Paper and allied products

Particleboard

Plywood

Pulp and paper

Sawmills

Waterboard

industries

annual census of manufacturers, 35-250

capacity utilization rates, quarterly, 31-003

capital and repair expenditures, 25-202

consumption of containers and other packaging supplies,
 31-212

destination of shipments, by province, by industry, 31-530

employment, by province, by industry, 31-203

financial statistics, quarterly, 61-003

preliminary data, 61-003P

furniture and fixtures industries

annual census of manufacturers, 35-251

principal statistics, employment, inventories, 35-251B

preservations, 35-250

principal statistics, by province, by industry, 31-203

employment, inventories, 35-250B

shipments by major group of industries, monthly data, 31-001

stocks and shipments, by product type, monthly data, 31-001

Wood and paper industries

See

Pulp and paper

Wood fibre products

See also

Wood

rigid insulating board, production and shipments, 36-002

Wood pulp

See also

Forestry

Forests

Logging

Lumber

Paper and allied products

Particleboard

Plywood

Pulp and paper

Pulpwood

Sawmills

Veneer and plywood

Wood

industries

annual census of manufacturers, 36-250

principal statistics, employment, inventories, 36-250B

production and shipments by kind, by province, 25-202

Wood residue

See also

Pulpwood

received by domestic mills, by province, 25-001

Woodworkers

See also

Occupations

occupational mortality, by cause, British Columbia, 84-544

Woodworking machinery

See also

Machinery and equipment

industries

annual census of manufacturers, 42-250

principal statistics, employment, inventories, 42-250B

Wool

See also

Sheep

production and supply, farm values, exports, imports, 23-203

yarn and cloth industry, 34-250

principal statistics, employment, inventories, 34-250B

Work

See

Employment

Work force

See

Labour force

Work injuries

See also

Accidents

Employment

Worker's compensation

by sex and age group, nature, industry, province, 72-208

Workers

See also

Employment

Labour force

Occupations

1985, weeks worked

by detailed industry, sex, province, 1986 census, 93-113

by detailed occupation, sex, by province, 1986 census,
age group, sex, marital status, mother tongue, ethnic origin,
period of immigration, schooling level, class of worker,
industry division, employment income, family characteristics,
by occupation, (1980 classification), 1986 census, 93-157
compensation boards, administration, funding, coverage,
benefits, 86-501
detailed industry, by sex, age groups, by province, 1986 census,
93-113
employment income
by detailed occupation, sex
activity, by province, 1981 census, 93-116
schooling level, age group, 1986 census, 93-116
by sex, schooling level, marital status, 1985, 98-129 93-112
labour force, by detailed occupation, industry, sex, age group,
province, 1986 census, 93-112
paid and self-employed, 71-536
paid, by sex, industry and work schedule, maximum and
minimum employment, 71-535 no.3
unemployment insurance contributions, benefits, by age, sex,
province, 86-506
unpaid family work, trends, 71-535 no.2

Workers compensation, 71-601 no.32

See also

Work injuries

benefits received, MDF-3805

claims, benefits, by province, 86-501

Working conditions

New Brunswick, 11-608

Working wives

See also

Employment

Families

Women

child care arrangements, 71-601 no.31

family income, 13-217, 13-588 no.3

family wealth, 13-578

labour market activity survey, by province, 71-205

survey of child care, MDF-3807

Workload measurements

See also

Methodology

respiratory technology, pulmonary function, Canadian system,
83-603

Wrapping supplies

See also

Containers

cardboard, shipments, by province of destination, 36-004

Wrecking and demolition

See also

Construction

contractors, establishments, output, labour, revenue and
expenditures, by province, 64-210

Y

Yarn

See also

Wool

wool, cotton, filament, industries, 34-250

principal statistics, employment, inventories, 34-250B

Yearbook

Canada, 11-402E

Young offenders

See also

Crimes

charges, by age and sex, by province, 85-522

residential care facilities, 82-003S, vol.1, no.1

Youth, 89-511

See also

Children

Education

Teenagers

allowances, 86-508

criminality, trends, 89-511

cultural characteristics, trends, 89-511

demography

living arrangements, education, work activity, income, trends,
1981-1986, 98-124

trends, 89-511

education, trends, 89-511

employment, trends, 89-511

health

lifestyle, sexuality, illness, physical and mental health,
82-545E

trends, 89-511

justice, offences, charges, by age and sex, by province, 85-522

labour market activity survey, by province, 71-207

lifestyle, trends, 89-511

living alone, 11-518E

selected demographic and socio-economic characteristics,
89-511

women, statistical report, 89-503E

Yukon

See also

Provinces

Territorial government

CDs, CSDs, urban areas, population, 1981, 1986, urban, rural,
national and territorial ranks, decreasing order, dwellings, land
area, population density, 1986 census, 92-119

EAs, 1981 and 1986 equivalents, by 1981, 1986 codes, 1986
census, 99-127

accommodation service industry, total revenue, 63-204

agriculture, 1986 census, farms, areas, crops, livestock and
poultry, vegetables, greenhouses, capital, vehicles, expenses,
1971 to 1986 census, 96-102

building permits

annual summary, 64-203

monthly, 64-001

business services, total revenue, by service, 63-232

capital and repair expenditures, revised intentions, 61-206

census families, income, by income group, by province, 1986
census, 93-117

civil courts, 85-509

community colleges and related institutions, enrolment and graduates, 81-222

adult correctional services, expenses, inmates, 85-211

courts, 85-511E

criminal injuries, compensation, 86-502

disabled persons residing in households, demography, lifestyle, labour force participation, education, health, by subprovincial areas, 82-613

dwellings and households, 1986 census, 93-104, 93-105

earnings

- 1986 census, 93-115
- by detailed occupation, sex, activity, 1981, 1986 census, 93-116

economic accounts

- annual data, 1961-1986, 13-213S
- annual estimates, 13-213
- preliminary estimates, 13-213P

economic families, income, by income group, by province, 1986 census, 93-118

education

- enrolment, expenditures, by type of institution, 81-220
- financial statistics, all levels and by level of education, 81-208

electric power, capacity and loads, imports, exports, 57-204

elementary and secondary schools, enrolment, 81-210

energy supply and demand, by type, by sector, 57-003

ethnic groups, by single, multiple origins, 1986 census, 93-154

ethnic origins, immigration and citizenship, 1986 census, 93-109

expenditures on culture, by function, 87-206

families, 1986 census, 93-106, 93-107

federal expenditures on science and technology, 88-204

government

- enterprises, financial statistics, 61-204
- finances, revenue and expenditures, 68-207

gross domestic product, by industry, 15-203

historical economic data, 11-210

households, income, by income group, 1986 census, 93-119

immigrants and non-immigrants, 1986 census, 93-155

income, individuals, 1986 census, 93-114

international travellers entering the province, 66-001, 61-001P

juvenile courts, 85-522

labour force

- activity, 1986 census, 93-111
- by detailed industry, 1986 census, 93-113
- by detailed occupation, 1986 census, 93-112
- by sex
 - by detailed industry (1970 classification), 1971, 1981, 1986 censuses, 93-152
 - by industry division, 1951 to 1986 censuses, 93-152

languages, mother tongue, bilingualism, by age group, sex, 1986 census, 93-103

legal aid, services and expenditures, 85-216

leisure and personal service industries, 63-233

maps, census divisions and subdivisions, 1986 census, 99-115

minority and second language education, elementary and secondary levels, 81-257

mobility and interprovincial migration, 1986 census, 93-108

mother tongue

- by age group, sex, 1981, 1986 census, 93-102
- retention and transfer, 93-153

nurses, employment, education, demography, 83-226

occupations

- by sex and detailed occupation, 1986 census, 93-157

place names, reference list, by classification code, by province, population, 1986 census, 92-123

police services and officers, territorial and municipal levels, 85-523

population

- age, sex and marital status distribution, by single years, age group, by province, 1986 census, 93-101
- age-sex distribution, intercensal annual estimates, 1981-1986, 91-518
- demographic statistics, postcensal annual estimates, 91-210
- detailed characteristics, home and official languages, ethnic origin, citizenship, birthplace, immigrants, mobility, education, occupations, income, by CD and CSD, 1986 census, 94-122

dwellings

- tenure and type, by CD and CSD, 1986 census, 94-121
- period of construction, heating system and fuel, 1986 census, 94-122

marital status, age-sex distribution, sex ratio, intercensal annual estimates, 1981-1986, 91-519

projections, 1989-2011, fertility, life expectancy, sex ratio, age-sex distribution, population growth, 91-520

quarterly and annual demographic statistics, interprovincial migration, 91-002

selected characteristics, density, age-sex distribution, marital status, mother tongue, census and economic families, by CD and CSD, 1986 census, 94-121

private and public investments, intentions, 61-205

railways, revenue freight, by commodity, 52-211

recent economic data, 11-010

reference list

- EAs, by CSD, CD, 1986 census, 99-120
- EAs, by CSD, CD, PCT, 1986 census, 99-125

retail trade

- chain and independent stores, 63-005
- independent retailers, sales per selling area, by type of store, location, by quantity and by province, 61-522
- sales and receipts, number of locations, by type, 63-223

schooling level, by detailed field of study, 1986 census, 93-110

workers compensation boards, 86-501

Z

Zinc

See also

Mines

Mining

mineral production, by province, 26-202

mines, production and shipment, 26-223

prices, in Canadian and U.S. dollars, 26-201

Zoos

See also

Recreation

Tourism

Wildlife

revenue, expenses, employment, visitors, by province, by governing authorities, 87-207

AUTHOR/TITLE INDEX

A

Ableson, J., 82-540E
 Adams, O., 84-536E
 Adler, H., 11-511E
 Adult correctional services in Canada, 85-211
 Adult education survey, MDF-3849
 Adult training survey, MDF-3846
 Advance statistics of education, 81-220
 Affordability of housing in Canada, 1986 census, 98-130
 Age, sex and marital status, 1986 census, 93-101
 Aggregate productivity measures, 15-204
 Agriculture, 1986 census, 96-102 to 96-112
 Agriculture economic statistics, 21-603E
 Agriculture methodology papers, 21-602E
 Agriculture working papers, 21-601E
 Air carrier operations in Canada, 51-002
 Air carrier traffic at Canadian airports, 51-005
 Air charter statistics, 51-207
 Air passenger origin and destination, Canada-United States report, 51-205
 Air passenger origin and destination, domestic report, 51-204
 Alberta survey of apprentices and journeymen, MDF-3842
 Annual report, benefit periods established and terminated under the Unemployment Insurance Act, 73-201
 The ... annual report of Statistics Canada, 11-201
 Annual report of the Minister of Supply and Services Canada under the Corporations and Labour Unions Returns Act. Part I, Corporations, 61-210
 Annual report of the Minister of Regional Industrial Expansion under the Corporations and Labour Unions Returns Act. Part II, Labour unions, 71-202
 Annual retail trade, 63-223
 Apparent per capita food consumption in Canada, part I, 32-229
 Apparent per capita food consumption in Canada, part II, 32-230
 Apparent per capita food consumption in Canada: reference manual for catalogue 32-229 and 32-230, 32-509E
 Architectural, engineering and scientific services, 1986, 63-537
 Arts and culture: a statistical profile, 87-527
 Asphalt roofing, 45-001
 Atlas of cancer mortality in British Columbia, 1956-1983, 82-565
 Aviation in Canada: historical and statistical perspectives on civil aviation, 51-501E
 Aviation: service bulletin, 51-004
 Aylin, H., 82-545E

B

Band, P., 82-565, 84-544
 Basavarajappa, K., 91-527E
 Beaujot, R., 91-527E
 Beerstecher, P., 21-602E no. 2
 Bernstein, J., 88-509
 Beverage and tobacco products industries, 32-251, 32-251B
 Beyrouti, M., 96-114, 98-133
 Book publishing in Canada, 87-210
 Boudreau, J.-R., 99-135E
 Bourbeau, R., 98-131
 Boxhill, W., 99-113E
 Brusegard, D., 11-511E
 Building permits, 64-001
 Building permits, annual summary, 64-203
 Bunting, T., 98-130

Burch, T., 98-127
 Burke, B., 98-134
 Business services, 63-232

C

Cable television, 56-205
 Campus book stores, 63-219
 Canada, a linguistic profile, 1986 census, 98-131
 Canada, a portrait, 11-403E
 Canada health survey, 1978/79, MDF-3217
 Canada year book, 11-402E
 Canada's balance of international payments, 67-001
 Canada's balance of international payments, 67-001P
 Canada's Consumer Price Index, 62-603E
 Canada's farm population, 1986 census, 98-133
 Canada's industries, growth in jobs over three decades: a review of the changing mix of employment, 1951- 1984, 89-507E
 Canada's international investment position, 67-202
 Canada's international trade in services, 1969 to 1984, 67-510
 Canada's international transactions in services, 67-203
 Canada's lone-parent families: a family studies teaching kit, 11-520E
 Canada's men, 71-206
 Canada's mineral production, preliminary estimates, 26-202
 Canada's north, a profile, 1986 census, 98-122
 Canada's older workers, 71-208
 Canada's population from ocean to ocean, 1986 census, 98-120
 Canada's seniors, 1986 census, 98-121
 Canada's unionized workers, 71-214
 Canada's women, 71-205
 Canada's youth, 1986 census, 98-124
 Canada's youth, 71-207
 Canada's young family home-owners: a family studies teaching kit, 11-517E
 Canadian civil aviation, 51-206
 Canadian classification of diagnostic, therapeutic and surgical procedures, 82-562E
 Canadian crime statistics, 85-205
 Canadian economic observer, 11-010
 Canadian economic observer. Historical statistical supplement, 11-210
 Canadian export classification (based on the Harmonized System), 12-578E
 Canadian export-import alphabetical index (based on the Harmonized System), 12-579E
 Canadian forestry statistics, 25-202
 Canadian health and disability survey, MDF-3826
 Canadian imports by domestic and foreign controlled enterprises, 67-509
 Canadian international trading patterns, 65-503
 Canadian social trends, 11-008E
 Canadian standard industrial classification for companies and enterprises, 1980, 12-570E
 Canadian travel survey, MDF-3810
 Canadian urban victimization survey, MDF-3837b
 Canadian women: a profile of their health, 82-542E
 Canadian workload measurement system - respiratory technology/pulmonary function, 83-603
 Canadian youth: perspectives on their health, 82-545E
 Canadians and their occupations, a profile, 1986 census, 93-157
 Canned and frozen fruits and vegetables, 32-011
 CANSIM, Canadian Socio-economic Information Management System, mini base series directory, 12-569E

Capacity utilization rates in Canadian manufacturing, 31-003
 Capital and repair expenditures, manufacturing sub-industries, intentions, 61-214
 Cardio-vascular disease in Canada, 82-544
 Caribbean immigrants: a demo-economic analysis, 91-536E
 Causes of death, 82-003S vol. 1 no.1
 Cement, 44-001
 Census divisions and subdivisions, 1986 census, 92-101, 99-117 to 99-120
 Census families: income, MDF-3502a
 Census handbook, 1986 census, 99-104E
 Census metropolitan areas, 1986 census, 93-156
 Census metropolitan areas and census agglomerations, 1986 census, 92-104, 99-126
 Census metropolitan areas and census agglomerations: a 1986 and 1981 comparison, 1986 census, 99-105E
 Census metropolitan areas and census agglomerations, part 1, 1986 census, 94-127
 Census metropolitan areas and census agglomerations, part 2, 1986 census, 94-128
 Census metropolitan areas, 1986 census, 93-156
 Census tracts, 1986 census, 95-101 to 95-174, 99-121
 Cereals and oilseeds review, 22-007
 Changes in the distribution of wealth in Canada, 1970-1984, 13-588 no. 1
 The changing labour market for postsecondary graduates, 1975-1984, 89-518
 The characteristics of dual-earner families, 13-588 no. 3
 Characteristics of farm entrants and their enterprises in Southern Ontario for the years 1966-1976, 21- 601E no. 6
 Characteristics of high income families, 1980, 13-584
 Charting Canadian incomes, 1951-1981, 13-581E
 Chemical and chemical products industries, 46-250, 46-250B
 Civil courts in Canada, 85-509
 Clothing industries, 34-252, 34-252B
 Coal and coke statistics, 45-002
 Coal mines, 26-206
 Cohen, G., 71-535 no. 3, 71-536
 Coldman, A., 82-565, 84-544
 Communications, 56-001
 Community colleges and related institutions, postsecondary enrolment and graduates, 81-222
 Computer service industry, 63-222
 Connelly, P., 98-125
 Construction in Canada, 64-201
 Construction price statistics, 62-007
 Construction type plywood, 35-001
 The consumer price index, 62-001
 The Consumer Price Index for Canada: a comparison of the 1978 and the 1982 primary classification systems, 62-606E
 The consumer price index reference paper: updating based on 1986 expenditures, 62-553
 Consumer prices and price indexes, 62-010
 Consumption of containers and other packaging supplies by the manufacturing industries, 31-212
 The control and sale of alcoholic beverages in Canada, 63-202
 Corporation financial statistics, 61-207
 Corporation taxation statistics, 61-208
 Corporation taxation statistics, preliminary data for income taxes and provincial allocation of taxable income, 61-208P
 Corrugated boxes and wrappers, 36-004
 Credit unions, 61-209
 Criminal injuries compensation, 86-502
 The crude petroleum and natural gas industry, 26-213
 Crude petroleum and natural gas production, 26-006
 Culture communiqu, 87-001

Culture statistics, performing musicians and composers, 1982, 87-530
 Culture statistics, the economic impact of the arts and culture sector, 87-532
 Current population profile, MDF-3814a
 Current population profile, MDF-3814b
 Current population profile, MDF-3870

D

The daily, 11-001E
 The dairy review, 23-001
 Data collection and estimating procedures of the Animal Products Unit, 21-602E no. 2
 Decade of education finance, 81-560
 The decline of unpaid family work in Canada, 71-535 no. 2
 Demographic and health indicators, presentation and interpretation, 82-543E
 Demographic and income statistics for postal areas, 17-202 to 17-206
 Department store monthly sales, by province and metropolitan area, 63-004
 Department store sales and stocks, 63-002
 Desranleau, C., 88-510
 Destination of shipments of manufacturers, 31-530
 Developing a longitudinal database on businesses in the Canadian economy: an approach to the study of employment, 18-501E
 Development and design of survey questionnaires, 12-519E
 Dictionary, 1986 census, 99-101E
 Diewert, W., 62-602
 Dion, M., 96-114, 98-133
 Direct selling in Canada, 63-218
 Directory of federal government scientific & technological establishments, 88-206E
 Directory of survey organizations, 11-610
 Directory to microdata and special tabulations, 1983, 11-514E
 The distribution of wealth in Canada, 1984, 13-580
 Divorce: law and the family in Canada, 89-502E
 Domestic and foreign control of manufacturing, mining and logging establishments in Canada, 31-401, 31- 401P
 Domestic travel, Canadians travelling in Canada, 87-504
 Down, J., 21-601E no. 6
 Duchesne, D., 71-535 no. 2, no. 4
 Dwellings and households, part 1, 1986 census, 93-104
 Dwellings and households, part 2, 1986 census, 93-105

E

Earnings of men and women, 13-217
 Economic families: income, MDF-3502b
 Edmonton crime survey, MDF-3837a
 Education in Canada, a statistical review, 81-229
 Education statistics bulletin, 81-002
 Educational attainment of Canadians, 1986 census, 98-134
 Educational staff of community colleges and vocational schools, 81-254
 The elderly in Canada: a family studies teaching kit, 11-519E
 Electric lamps, light bulbs and tubes, 43-009
 Electric power statistics, 57-001
 Electric power statistics. Volume I, Annual electric power survey of capability and load, 57-204
 Electric power statistics. Volume II, Annual statistics, 57-202
 Electric power statistics. Volume III, Inventory of prime mover and electric generating equipment, 57-206
 Electrical and electronic products industries, 43-250, 43-250B
 Electrical trade contractors, 64-205

Electricity bills for domestic, commercial and small power service, examples of the applications of rates, 57-203
 Elementary-secondary school enrolment, 81-210
 Employment, earnings and hours, preliminary data, 72-002
 Employment income, 1986 census, 98-129
 Employment income by occupation, 1986 census, 93-116
 Employment income : individuals, 1986 census, 93-115
 Enterprising Canadians: the self-employed in Canada, 71-536
 Equivalent enumeration areas, 1986 and 1981, 1986 census, 99-127
 Estimates of labour income, 72-005
 Ethnic diversity in Canada, 1986 census, 98-132
 Ethnicity, immigration and citizenship, 1986 census, 93-109
 Exploration, development and capital expenditures for mining and petroleum and natural gas wells, intentions, 61-216
 Exports by commodity (H.S. based), 65-004
 Exports by country (H.S. based), 65-003
 Exports, merchandise trade (H.S. based), 65-202

F

Fabricated metal products industries, 41-251, 41-251B
 Factory sales of electric storage batteries, 43-005
 Factory shipments of high pressure decorative laminate sheet, 47-005
 Families in Canada, 1986 census, 98-127
 Families, part 1, 1986 census, 93-106
 Families, part 2, 1986 census, 93-107
 Family and friendship ties among Canada's seniors: an introductory report of findings from the General Social Survey, 89-508
 Family characteristics and labour force activity, annual averages, 1977-1984, 71-533
 Family expenditure in Canada, 62-555
 Family food expenditure survey, MDF-3503
 Family food expenditure in Canada, 62-554
 Family history survey, MDF-3839
 The family in Canada, selected highlights, 89-509
 Family income, 1986 census, 98-128
 Family incomes, census families, 13-208
 Family income, census families, 1986 census, 93-117
 Family income, economic families, 1986 census, 93-118
 Farm cash receipts, 21-001
 Farm input price index, 62-004
 Farm operating expenses and depreciation charges: data sources, concepts and methods, 21-602E no. 4
 Farm product price index, 62-003
 Farming facts, 21-522E
 Federal electoral districts, 1986 census, 92-102
 Federal electoral districts and census enumeration areas, 1986 census, 92-103
 Federal electoral districts: 1987 representation order: part 1, 1986 census, 94-133
 Federal electoral districts: 1987 representation order: part 2, 1986 census, 94-134
 Federal electoral districts, part 1, 1986 census, 94-125
 Federal electoral districts, part 2, 1986 census, 94-126
 Federal government employment, 72-004
 Federal government employment in metropolitan areas, 72-205
 Federal government enterprise finance, income and expenditure, assets, liabilities and net worth, 61-203
 Federal government finance, revenue and expenditure, assets and liabilities, 68-211
 Federal scientific activities, 88-204
 Fertility in Canada, from baby-boom to baby-bust, 91-524E
 Field crop reporting series, 22-002
 Filion, P., 98-130

Film and video in Canada, 87-204
 Financial flow and national balance sheet accounts, 13-214
 Financial flow accounts, 13-014
 Financial institutions, financial statistics, 61-006
 Financial statistics of education, 81-208
 Fixed capital flows and stocks, 13-211
 Fixed capital flows and stocks, historical, 1936-1983, 13-568
 Fletcher, S., 89-515
 Focus on culture, 87-004
 Food industries, 32-250, 32-250B
 Footwear statistics, 33-002
 A framework for measuring research and development expenditures in Canada, 88-506E
 Frenken, H., 89-508, 98-121
 Fruit and vegetable preservation, 32-023
 Fruit and vegetable production, 22-003
 Fuel consumption survey, MDF-3802
 Fuel consumption survey, annual report, Special Surveys Program, 53-226
 Fuel consumption survey, passenger cars, 53-007
 Funeral directors, 63-532
 Fur production, 23-207
 Furniture and fixture industries, 35-251, 35-251B
 Future of national justice statistics and information in Canada: report from the Work Group of the National Project on Resource Coordination for Justice Statistics and Information (NPRC), 85-506E

G

Gallagher, R., 82-565, 84-544
 Gas utilities, 55-002
 Gas utilities, transport and distribution systems, 57-205
 Gauthier, L., 21-601 no. 5
 General review of the mineral industries, mines, quarries and oil wells, 26-201
 General review of the 1986 census, 99-137E
 General social survey, cycle 1: health and social support, MDF-3836
 General social survey, cycle 2: time use, social mobility, and language use, MDF-3890
 Germain, M.-F., 99-135E
 Giving freely : volunteers in Canada, 71-535 no. 4
 Government expenditures on culture in Canada, 87-206
 Government expenditures on culture in Canada, 87-517
 Gower, D., 71-535 no. 1
 Grain trade of Canada, 22-201
 Grainger, P., 99-109E
 Greenhouse industry, 22-202
 Gross domestic product by industry (1981 = 100), 1961-1980, 15-512
 Gross domestic product by industry, 15-001
 Guide to Statistics Canada data on women, 11-523E
 Guide to the financial flow and national balance sheet accounts, 13-585E
 Gunderson, M., 98-129
 Gypsum products, 44-003

H

Hamm, B., 99-113E
 Hawkes, D. C., 98-122
 Health and activity limitation survey (HALS): adults in households, MDF-3221a
 Health and activity limitation survey (HALS): children in households, MDF-3221b

Health and activity limitation survey (HALS): disabled adults in health-related institutions, MDF-3222
 Health and social support, 1985, 11-612E no. 1
 Health promotion survey, MDF-3828
 Health reports, 82-003
 Heavy engineering contractors, 64-209
 Heritage institutions, 87-207
 Highlights: disabled persons in Canada, 82-602
 Highlights from the Canadian health and disability survey, 1983-1984, 82-563E
 Highway, road, street and bridge contractors, 64-206
 Hislop, G., 82-565
 Historical catalogue of Statistics Canada publications, 1918-1980, 11-512E
 Historical labour force statistics, actual data, seasonal factors, seasonally adjusted data, 71-201
 Historical statistics of Canada, 11-516E
 Historical statistics of New Brunswick, 11-608
 Historical tables for census education data, 1971, 1976, and 1981: Canada, regions, provinces, 13-579
 Holbein, M., 21-602E no. 4
 Homeowner repair and renovation expenditure in Canada, 62-201
 Homicide in Canada, a statistical perspective, 85-209
 Hospital indicators, quarterly hospital information system, 82-003S vol. 1 no. 1
 Hospital morbidity, 82-003S vol. 1 no. 1
 Hospital statistics preliminary annual report, 82-003S vol. 1 no. 1
 Hourly earnings data from the survey of 1981 work history, 71-601 no. 38
 Household facilities and equipment, 64-202
 Household facilities and equipment, 1977-1981 (revised estimates), 64-601
 Household facilities by income and other characteristics, 13-218
 Household income, facilities and equipment (HIFE), MDF-3506
 Household income: private households, 1986 census, 93-119
 Housing starts and completions, 64-002
 Human activity and the environment: a statistical compendium, 11-509E
 Human resources for science and technology, 88-508E

I

Immigrants in Canada, selected highlights, 89-510
 Imports by commodity (H.S. based), 65-007
 Imports by country (H.S. based), 65-006
 Imports, merchandise trade (H.S. based), 65-203
 In the footsteps of Jacques Cartier: 450 years later: a statistical portrait, 11-606E
 Income after tax, distributions by size in Canada, 13-210
 Income, assets and debt, MDF-3502c
 Income distributions by size in Canada, 13-207
 Income estimates for subprovincial areas, 13-216
 Income of immigrants in Canada: a census data analysis, 91-527E
 Index to municipal data, 1982, 11-515
 Index to Statistics Canada surveys and questionnaires, 12-205S
 An indicator of excellence in Canadian science, 88-501E
 An indicator of excellence in Canadian science: summary report, 88-507E
 Indicators of science and technology, 88-002
 The individual Canadian inventor, 88-510
 Individuals aged 15 and over, with and without income, MDF-3502d
 Industrial chemicals and synthetic resins, 46-002
 Industrial corporations, financial statistics, 61-003
 Industrial corporations, financial statistics, preliminary data, 61-003P

Industrial organization and concentration in the manufacturing, mining and logging industries, 31-402, 31-402P
 Industrial product price indexes, 1981 = 100: concepts and methods, 62-556
 Industrial productivity and research and development indicators, 88-505E
 Industrial research and development statistics (with forecasts), 88-202
 Industry, 1986 census, 93-113
 Industry price indexes, 62-011
 Industry trends, 1951-1986, 1986 census, 93-152
 Infomat, a weekly review, 11-002E
 Initial results from the 1981 survey of child care arrangements, 71-601 no. 31
 Inner city in transition, 1986 census, 98-123
 The input-output structure of the Canadian economy, 15-201
 The input-output structure of the Canadian economy in constant prices, 15-202
 The input-output structure of the Canadian economy in constant prices, 1961-1981 (revised data), 15-511
 The input-output structure of the Canadian economy, 1961-1981 (revised data), 15-510
 Intercensal annual estimates of population by marital status, age and sex for Canada, provinces and territories, 1981-1986, 91-519
 Intercensal annual estimates of population by sex and age for Canada, provinces and territories, 1981-1986, 91-518
 Intercensal annual estimates of population for census divisions and census metropolitan areas, 91-521
 Intercensal estimates of families, Canada and provinces, 1981-1986, 91-529
 Inter-corporate ownership, 61-517
 International payments and receipts for technology, 88-502E
 International student participation in Canadian education, 81-261
 International travel, 66-001
 International travel, advance information, 66-001P
 International travel, travel between Canada and other countries, 66-201
 Inventory of Statistics Canada questionnaires on microfiche, 12-205M

J

Johnson, H., 11-612E no. 2
 Juristat, 85-002
 Juvenile court statistics, 85-522

K

Key file, MDF-3502e

L

Labour and income, Perspectives on, 75-001E
 The labour force, 71-001
 Labour force activity, 1986 census, 93-111
 Labour force annual averages, 1981-1988, 71-529
 Labour force information, 71-001P
 Labour force research series, 71-601
 Labour force survey economic regions, 1986 census, 71-535 no. 5
 Labour market activity of disabled persons in Canada, 71-535 no. 1
 Labour market activity survey, MDF-3853
 Labour market comparison study, MDF-3820
 Language, part 1, 1986 census, 93-102
 Language, part 2, 1986 census, 93-103
 Language retention and transfer, 1986 census, 93-153

Lapierre, L., 82-542E, 82-545E
 Larrivée, D., 91-522
 Leacy, F., 11-516E
 The leading causes of death at different ages, 82-003S vol. 1 no. 1
 Leather and allied products industries, 33-251, 33-251B
 Leckie, E., 21-602E no. 2
 Legal aid in Canada, 85-216
 Leisure and personal services, 63-233
 Lennox, G., 21-601E no. 4
 Life tables, Canada and provinces, 84-532
 Lindsay, C., 11-511E
 List of Canadian hospitals, 82-003S vol. 1 no. 1
 Listing of supplementary documents, 11-207
 Listing of supplementary documents, supplement, 11-207S
 Livestock and animal products statistics, 23-203
 Livestock report, 23-008
 Living alone: a family studies teaching kit, 11-518E
 Local government employment, 72-009
 Local government finance, revenue and expenditure, assets and liabilities, actual, 68-204
 Logging industry, 25-201
 Longevity and historical life tables, 1921-1981 (abridged): Canada and the provinces, 89-506
 Love, R., 13-588 no. 2
 Lynd, D., 89-518

M

MacAulay, J., 88-501E, 88-507E
 MacDonald, M., 98-125
 Machinery industries, except electrical machinery, 42-250, 42-250B
 MacWilliam, L., 82-544
 Manufacturing industries of Canada, national and provincial areas, 31-203
 Manufacturing industries of Canada, sub-provincial areas, 31-209
 Mao, Y., 82-544
 Maps, census divisions and subdivisions, 1986 census, 99-115
 Maps, census metropolitan areas and census agglomerations, 1986 census, 99-116
 Market research handbook, 63-224
 Marriage, divorce and mortality: a life table analysis for Canada and regions, 1980-1982, 84-536E
 Marrying and divorcing: a status report for Canada, 89-517E
 Maslove, A., 98-122
 McBride, M., 82-565
 McKie, C., 89-502E
 McLaughlin, N., 99-111E
 McMillan, G., 89-517E
 Mechanical trade contractors, 64-204
 Merchandising inventories, 63-014
 Metal mines, 26-223
 Metropolitan atlas series, 1986 census, 98-101 to 98-112
 Mineral wool including fibrous glass insulation, 44-004
 Minority and second language education, elementary and secondary levels, 81-257
 Mitchell, R., 98-120
 Mobility status and interprovincial migration, 1986 census, 93-108
 Moen, J., 82-544
 Monthly production of soft drinks, 32-001
 Monthly survey of manufacturing, 31-001
 Montmarquette, C., 62-602
 Moore, M., 13-588 no. 3
 Mori, G., 98-134, 99-130E
 Mortality, summary list of causes, 82-003S vol. 1 no. 1
 Motion picture production, 63-206

Motion picture theatres and film distributors, 63-207

N

Nagnur, D., 84-536E, 89-506
 Nair, C., 82-544
 National alcohol and drug survey, MDF-3873
 National graduate survey, MDF-3135
 National income and expenditure accounts, 13-001
 National income and expenditure accounts: annual estimates, 1926-1986, 13-531
 National income and expenditure accounts: quarterly estimates, 1947-1986, 13-533
 National income and expenditure accounts, the annual estimates, 13-201
 New motor vehicle sales, 63-007
 New trends in the family: demographic facts and figures, 91-535E
 Ng, E., 89-508
 Ng, V., 82-565
 Nicholls, E., 82-544
 Non-residential general contractors and developers, 64-207
 1971 Census of Canada public use sample tapes, MDF-3901f
 1976 Census of Canada public use sample tapes, MDF-3901e
 1981 Census of Canada public use sample tapes, MDF-3901d
 1986 Census geography: a historical comparison, 99-106E
 1986 Census public use microdata file on families, MDF-3901a
 1986 Census public use microdata file on households and housing, MDF-3901c
 1986 Census public use microdata file on individuals, MDF-3901b
 Non-metal mines, 26-224
 Non-metallic mineral products industries, 44-250, 44-250B
 Non-residential general contractors and developers, 64-207
 Norris, M., 98-123
 Nursing in Canada, 83-226

O

Occupation, 1986 census, 93-112
 Occupational mortality in British Columbia, 1950-1978, 84-544
 Occupational trends, 1961-1986, 1986 census, 93-151
 Oil pipe line transport, 55-001, 55-201
 Oils and fats, 32-006
 Oja, G., 13-588 no.1-2
 Ontario tourism attitude and motivation study, MDF-3822a
 Operating results, men's retail clothing stores, 63-603
 Operating results, retail drug stores, 63-607
 Operating results, retail florists, 63-608
 Operating results, retail jewellery stores, 63-609
 Other manufacturing industries, 47-250, 47-250B
 An overview of Canadian grain milling, 22-502
 An overview of employment developments, 1980-1982, 71-601 no. 33
 An overview of the Canadian oilseed industry, 21-601E no. 4

P

Paddon, P., 82-540E
 Paper and allied products industries, 36-250, 36-250B
 Particleboard, waferboard and fibreboard, 36-003
 Passenger bus and urban transit statistics, 53-003, 53-215
 Patents as indicators of invention, 88-504E
 Patterns of criminal victimization in Canada, 11-612E no. 2
 Pension plans in Canada, 74-401
 Pensions and incomes of the elderly in Canada, 1971-1985, 13-588 no. 2
 Performing arts, 87-209

Periodical publishing, 87-203
 Peron, Y., 82-543E
 Perreault, J., 91-520
 Perspectives Canada III, 11-511E
 Perspectives on health, 82-540E
 Perspectives on labour and income, 75-001E
 Picot, G., 89-501E, 89-507E, 89-518
 Pierre-Pierre, F., 12-519E
 Place name reference lists, 1986 census, 92-121 to 92-123
 Platek, R., 12-519E
 Policing in Canada, 1986, 85-523
 Population and dwelling characteristics, census divisions and subdivisions, 1986 census, 94-101 to 94-124
 Population and dwelling counts, Canada, 1986 census, 92-101 to 92-104
 Population and dwelling counts, provinces and territories, 1986 census, 92-109 to 92-120
 Population estimation methods, Canada, 91-528E
 Population projections for Canada, provinces and territories, 91-520
 Postcensal annual estimates of population by marital status, age, sex and components of growth for Canada, provinces and territories, 91-210
 Postcensal annual estimates of population for census divisions and census metropolitan areas, (component method), 91-212
 Postcensal annual estimates of population for census divisions and census metropolitan areas, (regression method), 91-211
 Postcensal estimates of families, Canada, provinces and territories, 91-204
 Postsecondary student survey, MDF-3823
 Preliminary analysis of the contribution of direct government payments to realized net farm income, 21- 601 no. 5
 Preliminary statement of Canadian international trade (H.S. based), 65-001P
 Prentice, B., 89-502E
 Price indexes for Canadian industrial research and development expenditures, 88-509
 Price level measurement: proceedings from a conference sponsored by Statistics Canada, 62-602
 Primary iron and steel, 41-001
 Primary metal industries, 41-250, 41-250B
 Primary textile industries, 34-250, 34-250B
 Principal vital statistics by local areas, 84-542
 Printing, publishing and allied industries, 36-251, 36-251B
 Private and public investment in Canada, intentions, 61-205
 Private and public investment in Canada, revised intentions, 61-206
 Proceedings of a Workshop on Demographic Trends and their Impact on the Canadian Labour Market, 71-603E
 Production and disposition of tobacco products, 32-022
 Production and inventories of process cheese and instant skim milk powder, 32-024
 Production and shipments of blow-moulded plastic bottles, 47-006
 Production and shipments of steel pipe and tubing, 41-011
 Production and stocks of tea, coffee and cocoa, 32-025
 Production and value of honey and maple products, 23-211
 Production of poultry and eggs, 23-202
 Production of selected biscuits, 32-026
 Production, sales and stocks of major appliances, 43-010
 Production, shipments and stocks on hand of sawmills east of the Rockies (excluding Newfoundland and Prince Edward Island), 35-002
 Production, shipments and stocks on hand of sawmills in British Columbia, 35-003
 Products and services, 1986 census, 99-102E, 99-103E
 Products shipped by Canadian manufacturers, 31-211
 A Profile of Canadian agriculture, 1986 census, 96-113
 Profile of courts in Canada, 1987-1988, 85-511E

Profile of ethnic groups, 1986 census, 93-154
 A Profile of the disabled in Canada, 1986 census, 98-126
 Profile of the immigrant population, 1986 census, 93-155
 Projections of households and families for Canada, provinces and territories, 91-522
 Provincial and territorial government employment, 72-007
 Provincial census tracts, 1986 census, 99-122 to 99-125
 Provincial economic accounts: annual estimates, 13-213
 Provincial economic accounts: historical issue 1961-1986, 13-213S
 Provincial economic accounts: preliminary estimates, 13-213P
 Provincial government enterprise finance, 61-204
 Provincial government finance, assets, liabilities, source and application of funds, 68-209
 Provincial government finance, revenue and expenditure, 68-207
 Provincial gross domestic product by industry, 15-203
 Public libraries in Canada, 87-205
 Public libraries in Canada: a three year digest, 87-205S
 Pulpwood and wood residue statistics, 25-001

Q

Quarries and sand pits, 26-225
 Quarterly demographic statistics, 91-002
 Quarterly estimates of trustee pension funds, 74-001
 Quarterly report on energy supply-demand in Canada, 57-003
 Quarterly shipments of office furniture products, 35-006

R

Radio and television broadcasting, 56-204
 Rail in Canada, 52-216
 Railway carloadings, 52-001
 Railway operating statistics, 52-003
 Railway transport in Canada, commodity statistics, 52-211
 Railway transport in Canada, general statistics, 52-215
 Railway transport, railway commodity origin and destination statistics, 52-214
 Ram, B., 91-535E, 98-123
 Randall, J., 13-589E
 Rashid, A., 13-578, 13-584, 98-128
 Reed, P., 89-502E
 Refined petroleum and coal products industries, 45-250, 45-250B
 Refined petroleum products, 45-004
 Report of the Canadian health and disability survey, 1983-1984, 82-555E
 Report on fur farms, 23-208
 Report on the demographic situation in Canada, 91-209E
 Residential care facilities, 82-003S vol. 1 no. 1
 Residential care facilities for mental disorders, 83-238
 Residential care facilities for the aged, 83-237
 Residential general contractors and developers, 64-208
 Restaurant, caterer and tavern statistics, 63-011
 Results from a special survey of employers, 71-535 no. 3
 Results from the absence from work surveys, 1978 to 1981, 71-601 no. 32
 Retail chain and department stores, 63-210
 Retail trade, 63-005
 Revisions to the treatment of imputed house rents in the Canadian farm accounts, 1926-1979, 21-601E no. 10
 Richmond, A., 91-536E
 Rigid insulating board, 36-002
 Road motor vehicles, fuel sales, 53-218
 Road motor vehicles, registrations, 53-219
 Romaniuc, A., 91-524E
 Ross, L., 98-124
 Rubber and plastic products industries, 33-250, 33-250B

S

Sacco, V., 11-612E no. 2
 Salaries and salary scales of full-time teaching staff at Canadian universities, 81-258, 81-258P, 81-258S
 Sales per selling area of independent retailers, 61-522
 Satin, A., 12-602E
 Schooling and major field of study, 1986 census, 93-110
 Science statistics, 88-001
 Seasonal variations in the Canadian economy: retail trade, 16-502
 Security transactions with non-residents, 67-002
 Séguin-Dulude, L., 88-510
 Self-employment in Canada, 71-601 no. 45
 The seniors boom: dramatic increases in longevity and prospects for better health, 89-515
 Service industry bulletin, 63-015
 Shastry, W., 12-602E
 Shipments of animal and poultry feeds, 32-004
 Shipments of plastic film and bags manufactured from resin, 47-007
 Shipments of solid fuel burning heating products, 25-002
 Shipping in Canada, 54-205
 Silver, I., 98-135
 Skof, K., 98-123
 Small business in Canada, a statistical profile, 61-231
 Social security, national programs. Volume 2, Unemployment insurance, 1984, 86-506
 Social security, national programs. Volume 3, Canada and Quebec pension plans, 1984, 86-507
 Social security, national programs. Volume 4, Family allowances and related programs, 1982, 86-508
 Social security, national programs. Volume 5, Old age security, guaranteed income supplement and spouse's allowance, 1982, 86-509
 Social security, national programs. Volume 6, Social allowances and services, 1982, 86-510
 Social security, national programs. Volume 7, Other programs, 1982, 86-511
 Socio-economic characteristics of the farm population, 1986 census, 96-114
 Some facts about therapeutic abortions in Canada, 1970-1982, 82-601
 Sound recording, 87-202
 Special trade contractors, 64-210
 Specified domestic electrical appliances, 43-003
 Spinelli, J., 82-565, 84-544
 Standard classification of goods, 1988: based on the Harmonized Commodity Description and Coding System, 12-580E
 Standard geographical classification: SGC, 1986, 12-571 to 12-573
 Standard industrial classification, 1980, 12-501E
 Standard occupational classification, 1980, 12-565E
 Statistics Canada catalogue, 11-204E
 Steel wire and specified wire products, 41-006
 Stevens, P., 12-519E
 Stocks of food commodities in cold storage and other warehouses, 32-217
 Stone, L., 89-508, 89-515, 98-121
 Strohmer, C., 82-540E, 82-543E
 Subprovincial data for Alberta, 82-611
 Subprovincial data for British Columbia, 82-612
 Subprovincial data for Manitoba, 82-609
 Subprovincial data for New Brunswick, 82-606
 Subprovincial data for Newfoundland, 82-603
 Subprovincial data for Nova Scotia, 82-605
 Subprovincial data for Ontario, 82-608

Subprovincial data for Prince Edward Island, 82-604
 Subprovincial data for Quebec, 82-607
 Subprovincial data for Saskatchewan, 82-610
 Subterritorial data for Northwest Territories, 82-614
 Subterritorial data for Yukon, 82-613
 The sugar situation, 32-013
 Summary of Canadian international trade (H.S. based), 65-001
 A summary of commodity programs in the United States, 21-601E no. 7
 Supplement to "Historical tables for census education data, 1971, 1976 and 1981", 13-579S
 Supplementary documents, Listing of, 11-207
 Supplementary measures of unemployment, an update, 71-601 no. 41
 Surface and marine transport, 50-002
 Surgical procedures and treatments, 82-003S vol. 1 no. 1
 Survey methodology, 12-001
 Survey of 1981 work history, MDF-3804
 Survey of absence from work, MDF-3805
 Survey of annual work patterns, MDF-3801
 Survey of Canadian nursery trades industry, 22-203
 Survey of child care, MDF-3807
 Survey of displaced workers, MDF-3845
 Survey of educational attainment (Alberta), MDF-3852
 Survey of family expenditures, MDF-3504
 Survey of job opportunities, MDF-3821
 Survey of leisure time activities and reading habits, MDF-3815
 Survey of maternity leave, MDF-3851
 Survey of smoking habits, MDF-3813
 Survey of union membership, MDF-3830
 Survey of volunteer activity, MDF-3865
 Survey of volunteer workers, MDF-3806
 Survey on drinking and driving, MDF-3869
 Survey on the importance of wildlife to Canadians, MDF-3808a
 Survey on the value of wildlife to Canadians, MDF-3808b
 Survey on work reduction, MDF-3831
 Survey sampling: a non-mathematical guide, 12-602E
 Swain, S., 99-109E
 The system of government financial management statistics, 68-507E

T

Teachers in universities, 81-241
 Technology and commodity trade, 88-503E
 Telecommunications statistics, 56-201
 Telephone statistics, 56-002, 56-203
 Television viewing in Canada, 87-208
 Textile products industries, 34-251, 34-251B
 Therapeutic abortions, Canada, 82-546
 Threlfall, W., 82-565, 84-544
 Toronto 150: portrait of a changing city, 11-605E
 Total income: individuals, 1986 census, 93-114
 Tourism attitude and motivation study, MDF-3822b
 Tourism in Canada, 87-401
 Transportation equipment industries, 42-251, 42-251B
 Trant, M., 21-601E no. 10
 Travel to work survey, MDF-3812
 Traveller accommodation statistics, 63-204
 Travel-log, 87-003
 Trends in occupation and industry, 1986 census, 98-135
 Trois-Rivières: a metropolitan profile, 11-607E
 Trucking in Canada, 53-222
 Trusteed pension funds, financial statistics, 74-201
 Tuberculosis statistics, morbidity and mortality, 82-003S vol. 1 no. 1

Tuition and living accommodation costs at Canadian universities,
81-219

U

Unemployment insurance statistics, 73-001
 Unemployment insurance statistics, annual supplement, 73-202S
 Unincorporated places, 1986 census, 92-105
 Universities, enrolment and degrees, 81-204
 University finance, trend analysis, 81-260
 University graduates and jobs: changes during the 1970s: a
 comparison of the occupations and industrial sectors entered
 by university graduates in 1971 and 1978, 89-501E
 Urban and rural areas, Canada, provinces and territories, part 1,
 1986 census, 94-129
 Usage of fertilizer materials, 1984, 46-504
 A user guide to the Canadian system of national accounts,
 13-589E
 User's guide, 1986 census, 96-101
 Users' guide to 1986 census data on data quality: sampling,
 99-136E
 User's guide to 1986 census data on families, 1986 census,
 99-113E
 User's guide to 1986 census data on industry, 99-110E
 User's guide to 1986 census data on labour force activity, 1986
 census, 99-111E
 User's guide to 1986 census data on major field of study, 1986
 census, 99-130E
 User's guide to 1986 census data on occupation, 1986 census,
 99-109E
 User's guide to the quality of 1986 census data: coverage, 1986
 census, 99-135E

V

Vending machine operators, 63-213
 Verma, R., 91-527E

W

Wannell, T., 89-518
 Wealth of families with working wives, 1977, 13-578
 Welsh, S., 96-114
 White, P., 98-132
 Wholesale trade, 63-008
 Wholesale trade statistics, wholesale merchants, agents and
 brokers, 63-226
 Women in the labour force, 98-125
 Women in Canada: a statistical report, 89-503E
 Women in the workplace: selected data, 71-534
 Wood industries, 35-250, 35-250B
 Work injuries, 72-208
 Workmen's/workers' compensation, social security, provincial
 programs, 1980, 86-501

Y

Young, S., 99-109E
 Your guide to the Consumer Price Index, 62-557E
 Youth in Canada: selected highlights, 89-511E

APPENDIX A

CANSIM AND OTHER DATA FORMATS

Data formats other than those catalogued here are also available from Statistics Canada. These include CANSIM, microform, and CD-ROM products.

CANSIM

The Electronic Data Dissemination Division (EDDD) is responsible for CANSIM, Statistics Canada's computerized database network and information retrieval service. CANSIM, which stands for Canadian Socio-economic Information Management System, provides public access to current and historical statistics in various forms, as well as specialized data manipulation and analysis packages, graphics facilities, and a bibliographic search service.

Online Access

The CANSIM Time Series Database, or Main Base, offers detailed and conceptually compatible sets of aggregated time series on many subjects, most pertaining to business and the economy. The Main Base, now comprising about 500,000 series, is available to the public at a commercial data processing service bureau. A subset of the complete base, known as the Mini Base, is available from licensed secondary distributors who in turn offer the public a wide variety of data access services.

Data Retrieval Services

CANSIM retrieval services are also offered by Statistics Canada. CANSIM time series data can be obtained in conventional tabular formats and in various colour graphic forms. This service will enhance statistical analysis and includes many ancillary options for listing and transforming retrieved data.

Further, EDDD provides retrieval services to meet specific user requirements for data on two other systems. The CANSIM Cross-classified Database features statistical tables containing a variety of social and economic data, plus the Census Summary Data System that comprises 1971, 1976, 1981 and 1986 Census characteristics for various geographical areas. The Census Summary Tapes contain data from the 1961 through to 1986 Censuses.

Microcomputer Products

Subscribers to the CANSIM Main Base can download data directly to their microcomputers. In addition to the capture of tabular text output, two microcomputer-oriented data formats are provided. Comma Delimited Format (CDF) and Data Interchange

Format (DIF) can be provided to enable convenient processing and use with commercial spreadsheet software. EDDD can supply custom packaging of data on microcomputer diskettes and has developed utility software for IBM/PC compatible computers to access cross sectional data downloaded to diskette from the CANSIM Main Base or Cross-Classified Database.

In addition to computer tapes, data from the 1986 Census have been prepackaged on diskette along with utility software for ease of use. Custom packaging is also available as a services.

Bibliographic Search Service

EDDD maintains an internal bibliographic information search service for its CANSIM Main Base Directory and can produce customized directories or special searches on a cost-recovery basis for users.

In addition to the above, EDDD also maintains a number of internal online bibliographic databases including the Statistics Canada Inventory of Catalogued Publications. This database, derived from the DOBIS system, has been adapted to enable flexible retrieval and production of other printed and electronic reference products including both diskette and CD-ROM based products.

Diskette Products

EDDD has produced, in IBM/PC diskette format, an Electronic Publications Directory. This product includes search and retrieval software to access both current and historical catalogued publications. It incorporates synonyms and a thesaurus. It can display both titles and abstracts, and has an 'availability for purchase' indicator. This product provides a compact (1.5 megabytes) and easy to use alternative to the online services normally available only to professional researchers and libraries.

CD-ROM Products

EDDD has recently produced two compact disk (CD-ROM) reference products. The STATCAN: Reference Disc contains four databases that are keyword searchable. These include:

- CANSIM Main Base Series Directory
- Statistics Canada Inventory of Catalogued Publications
- Terminology Reference List
- Statistics Canada Telephone Directory

The STATCAN: Selected Data Disc contains both data and resource material. In addition to the above four reference databases, this product contains approximately 100,000 time series from the CANSIM Time Series Database and data retrieval and presentation software.

Further Information

More information about CANSIM services can be obtained from any Statistics Canada Regional Reference Centre,

or

Electronic Data Dissemination Division
Statistics Canada
Ottawa, Ontario
K1A 0T6
Tel.: (613) 951-8200
Fax: (613) 951-1134

DATA IN MICROFORM

Statistics Canada provides data in microform. Regional Reference Centres can provide further information.

A complete collection of Statistics Canada publications is offered on microfiche by Micromedia Limited. The collection includes many rare and out-of-print items. For details, contact:

Micromedia Limited
158 Pearl Street
Toronto, Ontario
M5H 1L3
Tel.: (416) 593-5211
or 1-800-387-2689

SPECIAL REQUEST TABULATIONS

Special request tabulations can be generated from Statistics Canada databases to meet the needs of individual users and usually involves some computer programming. Such tabulations offer an important source of information to users. For more information, please consult the Regional Reference Centre in your area.

APPENDIX B

HOW TO GET MORE HELP

Various products may help in locating needed statistics or in keeping up-to-date with new releases. In addition to the internal online bibliographic information systems maintained by Statistics Canada, two outside online information retrieval systems, DOBIS and CAN/OLE, provide valuable sources of information on Statistics Canada documents.

Descriptions of publications excluded from this catalogue, that is, out-of-print publications or those with data more than ten years old, can be found in the **Historical Catalogue of Statistics Canada Publications 1918-1980** (11-512E), **Current Publications Index, 1986** (11-204E), and the **Statistics Canada Catalogue, 1981-1985, 1987/1988 and 1989** (11-204E).

In addition, both DOBIS and CAN/OLE contain records of publications not in this catalogue.

DOBIS is the online bibliographic information system of the National Library of Canada. Used by a network of 477 government, university and special libraries across Canada, DOBIS contains descriptions of most Statistics Canada publications from 1920 on, and all census publications released since 1851. Eventually all Statistics Canada publications will be included on this system.

CAN/OLE is the retrieval system of the Canada Institute for Scientific and Technical Information, which makes accessible STATCAN, Statistics Canada's online catalogue. This catalogue is updated quarterly and contains full descriptions of most publications released since 1920 and census publications dating back to 1851. Eventually, it too will describe all historical publications of Statistics Canada. Available in more than 2000 libraries and research centres across Canada, STATCAN can produce tailored bibliographies on the topic of choice.

For more information on DOBIS or CAN/OLE, contact the Statistics Canada Library or the following addresses:

DOBIS, Search Service Coordinator
National Library of Canada
395 Wellington Street
Ottawa, Ontario K1A 0N4
Tel.: (819) 997-7000

Client Services at CAN/OLE - CAN/SDI
Canada Institute for Scientific and Technical Information
National Research Council of Canada
Ottawa, Ontario K1A 0S2
Tel.: (613) 993-1210

Other reference materials and manuals that may help in locating needed statistics or in keeping up-to-date include:

Publication release announcements

The Daily (11-001E). This publication contains news summaries and announcements of reports, reference papers and their releases and a list of titles of publications released.

Infomat (11-002E). The weekly review highlights major Statistics Canada reports, reference papers and other releases. It contains charts, a summary of the latest monthly statistics and a complete list of publications released during the week, arranged alphabetically by originating division.

Classification manuals

Canadian export classification (based on the Harmonized System) (12-578E). This publication lists all possible export Harmonized System codes and their accompanying descriptions and is therefore an essential tool in the preparation of customs export documentation.

Canadian export-import alphabetical index (based on the Harmonized System) (12-579E). This publication facilitates the selection of the correct ten-digit import Harmonized System (H.S.) classification number and/or eight-digit export H.S. number based on the user's understanding of a commodity description.

Canadian standard industrial classification for Companies and Enterprises, 1980 (12-570E). This publication provides a framework for classifying Canadian companies and enterprises to 18 main industrial sectors such as energy, wood and paper, communications, 60 sub-sectors and 163 segments.

Standard industrial classification, 1980 (12-501E). This classification describes the industrial structure of the Canadian economy in terms of the principal activities of establishments. It follows the traditional sectoring of the economy into extraction, transformation and services.

Standard classification of goods, 1988: based on the Harmonized Commodity Description and Coding System (12-580E). This publication classifies commodities according to an eight-digit structure. It is based on the international Harmonized Commodity Description and Coding System, and separately identifies the classes used to collect statistics for imports, exports and production.

Standard geographical classification: SGC, 1986. Volume 1, The classification (12-571). Presents a system of names and codes to identify geographical areas of Canada. These areas include provinces, census divisions (counties) and subdivisions (municipalities) which form the three-tiered hierarchy of the Standard Geographical Classification (SGC) as well as other standard systems such as census metropolitan areas.

Standard geographical classification: SGC, 1986. Volume II, The reference maps (12-572). A series of 24 detailed maps showing the boundaries, names and codes of the 1986 Standard Geographical Classification covering all of Canada.

Standard geographical classification: SGC, 1986. Volume III, Changes - 1981 - 1986 (12-573). A five-year summary of the changes affecting the Standard Geographical Classification since January 1989 including details such as: type of change, effective date, population and territory affected in the case of boundary adjustments, etc.

Standard occupational classification, 1980 (12-565E). This classification provides a systematic classification structure to identify and categorize the entire range of occupational activity in Canada.

1986 Census reference manuals

General review of the 1986 census (99-137E). This publication focuses on the planning, procedures and systems required to undertake and complete the 1986 Census. Attention is also given to changes relative to the 1981 Census.

1986 Census dictionary (99-101E). This dictionary provides alphabetically listed definitions of census variables from the four major universes: population, families, households, and dwellings and also for the geographic variables.

1986 Census handbook (99-104E). This handbook draws together census information from many sources and is a convenient "first stop" for both new and experienced data users.

1986 Census products and services (99-103E). This publication provides detailed information on the products and services available from the 1986 Census.

User's guide, 1986 Census of agriculture (96-101). This reference document is for users of the 1986 Census of Agriculture data. It details content, confidentiality procedures, geographic structure, variety of products, prices and ordering procedures.

General reference manuals

Guides to using Statistics Canada data (unnumbered publication). This series of guides is a straight-forward look at "the basics": how to find the facts, electronic options for accessing data, how to get local assistance, how Statistics Canada is organized, etc. It includes a case study approach which explores ways of using statistics for marketing, economics, finance and human resources. The guides show some of the many ways data collected from specific surveys can be profitably put to use. To order the guides, contact your local Regional Reference Centre.

Historical statistics of Canada (11-516E), 1983. This is a unique compendium that depicts in text and extensive historical tables the nation's growth and development from Confederation to the modern era. The book, covering 22 topics, draws together social, economic and political time series from a wide variety of sources and provides explanatory notes on the statistics.

Index to Statistics Canada surveys and questionnaires (12-205S). This index lists all the questionnaire-based surveys of Statistics Canada and the questionnaires used in conducting the surveys, under the division of Statistics Canada that is responsible for the survey.

Listing of supplementary documents (11-207). This is a systematic inventory of supplementary Statistics Canada documents available to the public, including technical papers, memoranda, and discussion and working papers.

Overview. This quarterly newsletter is published by the Communications Division of Statistics Canada and distributed free of charge to inform clients of changes in departmental programs and policies. It also contains in-depth information on products and services available. To order **Overview**, contact your local Regional Reference Centre.

Retention guidelines for Statistics Canada publications in libraries. This publication is available to help libraries build collections of statistics. It provides specific recommendations on current serials and monographs. It also includes notes on the history of publications and suggestions for discontinued publications. These notes are especially helpful to managers faced with space constraints and an array of publications with similar titles. These guidelines can be ordered as an entire set or in individual chapters, organized in catalogue number sequence. If further information or advice is required, contact the Statistics Canada Library at (613) 951-8219 or any of the Regional Reference Centres.

APPENDIX C

WHERE TO FIND STATISTICS CANADA PUBLICATIONS

Anyone wishing to consult Statistics Canada publications may do so at the Statistics Canada Library in Ottawa, or at any one of Statistics Canada's Regional Reference Centres, as well as any of the Canadian or foreign depository libraries.

Statistics Canada Library

The Statistics Canada Library in Ottawa contains a complete current and historical collection of the Agency's publications. In addition, it maintains complete up-to-date and historical records of all Statistics Canada publications, both catalogued and non-catalogued. The library staff is available to help users find the required information.

Statistics Canada Regional Reference Centres

Statistics Canada Regional Reference Centres are located across the country. Each centre has a collection of current publications and reference documents which can be consulted or purchased, along with microcomputer diskettes, microfiche, maps, and other products. Copying facilities for printed materials and microfiche are available, and clients also have access to CANSIM.

Each centre provides a wide range of additional services, including presentations, workshops and lectures.

For more information, users can call or visit the Centre closest to them. Toll free numbers are provided.

Newfoundland and Labrador

Statistics Canada
Advisory Services
Viking Building, 3rd Floor
Crosbie Road
ST. JOHN'S, Newfoundland
A1B 3P2
Local calls: 772-4073
Toll free: 1-800-563-4255

Maritime Provinces

Statistics Canada
Advisory Services
North American Life Centre
3rd Floor
1770 Market Street
HALIFAX, Nova Scotia
B3J 3M3
Local calls: 426-5331
Toll free: 1-800-565-7192

Québec

Statistics Canada
Advisory Services
Guy Favreau Complex
Suite 408 East Tower
200 René Lévesque Boulevard West
MONTREAL, Québec
H2Z 1X4
Local calls: 283-5725
Toll free: 1-800-361-2831

National Capital Region

Statistics Canada
Advisory Services
Statistical Reference Centre (NCR)
R.H. Coats Building, Lobby
Holland Avenue
OTTAWA, Ontario
K1A 0T6
Local calls: 951-8116
If outside the local calling area,
please dial the toll free number
for your province.

Ontario

Statistics Canada
Advisory Services
Arthur Meighen Building
10th Floor
25 St. Clair Avenue East
TORONTO, Ontario
M4T 1M4
Local calls: 973-6586
Toll free: 1-800-263-1136

Manitoba

Statistics Canada
Advisory Services
General Post Office Building
6th Floor
266 Graham Avenue
WINNIPEG, Manitoba
R3C 0K4
Local calls: 983-4020
Toll free: 1-800-542-3404

Saskatchewan

Statistics Canada
 Advisory Services
 Avord Tower, 9th Floor
 2002 Victoria Avenue
 REGINA, Saskatchewan
 S4P 0R7
 Local calls: 780-5405
 Toll free: 1-800-667-7164

Alberta and the Northwest Territories

Statistics Canada
 Advisory Services
 Park Square, 8th Floor
 10001 Bellamy Hill
 EDMONTON, Alberta
 T5J 3B6
 Local calls: 495-3027
 Toll free: 1-800-282-3907
 Northwest Territories:
 Call collect: 495-3028

Southern Alberta

Statistics Canada
 Advisory Services
 First Street Plaza, Room 401
 138-4th Avenue South East
 CALGARY, Alberta
 T2G 4Z6
 Local calls: 292-6717
 Toll free: 1-800-472-9708

British Columbia and the Yukon

Statistics Canada
 Advisory Services
 Sinclair Centre, 3rd Floor
 757 West Hastings Street
 Suite 440F
 VANCOUVER, British Columbia
 V6C 3C9
 Local calls: 666-3691
 Toll free: 1-800-663-1551 (except Atlin, B.C.)
 Yukon and Atlin, B.C.: Zenith 08913

Depository Libraries

The following is a list of full depository libraries that receive all Statistics Canada publications and all other federal government publications.

Newfoundland

St. John's

Memorial University
 Queen Elizabeth II Library
 St. John's, Newfoundland
 A1B 3Y1

Prince Edward Island

Charlottetown

Government Services Library
 Charlottetown, P.E.I.
 C1A 3T2

Nova Scotia

Halifax

Dalhousie University
 Killam Memorial Library
 Halifax, N.S.
 B3H 4H8

Wolfville

Acadia University
 Vaughan Memorial Library
 Wolfville, N.S.
 B0P 1X0

New Brunswick

Fredericton

Legislative Library
 Fredericton, N.B.
 E3B 5H1

University of New Brunswick
 Harriet Irving Library
 Fredericton, N.B.
 E3B 5H5

Moncton

Université de Moncton
 Bibliothèque Champlain
 Moncton (N.B.)
 E1A 3E9

Sackville

Mount Allison University
 Ralph Pickard Bell Library
 Sackville, N.B.
 E0A 3C0

Québec**Montréal**

Bibliothèque municipale de
Montréal
Montréal (Québec)
H2L 1L9

Services documentaires multimedia
Montréal (Québec)
H2C 1T1

Concordia University
Libraries
Montréal, Québec
H3G 1M8

McGill University
McLennan Library
Montréal, Québec
H3A 1Y1

Université de Montréal
Bibliothèque des sciences humaines
et sociales
Montréal (Québec)
H3C 3T2

Université du Québec à Montréal
Bibliothèque
Montréal (Québec)
H2L 4S6

Québec

Bibliothèque de l'Assemblée
Nationale
Québec (Québec)
G1A 1A5

Sherbrooke

Université de Sherbrooke
Bibliothèque générale
Cité universitaire
Sherbrooke (Québec)
J1K 2R1

Sainte-Foy

Université Laval
Bibliothèque générale
Sainte-Foy (Québec)
G1K 7P4

Ontario**Downsview**

York University
Scott Library
Downsview, Ontario
M3J 2R6

Guelph

University of Guelph
Library
Guelph, Ontario
N1G 2W1

Hamilton

Hamilton Public Library
Hamilton, Ontario
L8R 3K1

McMaster University
Mills Memorial Library
Hamilton, Ontario
L8S 4L6

Kingston

Queen's University
Douglas Library
Kingston, Ontario
K7L 3N6

London

University of Western
Ontario
D.B. Weldon Library
London, Ontario
N6A 3K7

Ottawa

Library of Parliament
Canadian Government Information Section
Ottawa, Ontario
K1A 0A9

National Library of Canada
Ottawa, Ontario
K1A 0N4

University of Ottawa
Morisset Library
Ottawa, Ontario
K1N 9A5

Sudbury

Laurentian University Library
Sudbury, Ontario
P3C 2C6

Thunder Bay

Lakehead University
Chancellor Paterson Library
Thunder Bay, Ontario
P7B 5E1

Thunder Bay Public Library
Thunder Bay, Ontario
P7E 1C2

Toronto

Legislative Library
Toronto, Ontario
M5S 1A5

Metropolitan Toronto
Reference Library
Toronto, Ontario
M4W 2G8

University of Toronto
Robarts Library
Toronto, Ontario
M5S 1A5

Waterloo

University of Waterloo
Dana Porter Arts Library
Waterloo, Ontario
N2L 3G1

Windsor

Windsor Public Library
Windsor, Ontario
N9A 4M9

Manitoba

Winnipeg

Legislative Library
Winnipeg, Manitoba
R3C 0V8

University of Manitoba
Elizabeth Dafoe Library
Winnipeg, Manitoba
R3T 2N2

Saskatchewan

Regina

Legislative Library
Regina, Saskatchewan
S4S 0B3

Saskatoon

University of Saskatchewan
The Main Library
Saskatoon, Saskatchewan
S7N 0W0

Alberta

Calgary

University of Calgary
MacKimmie Library
Calgary, Alberta
T2N 1N4

Edmonton

Edmonton Public Library
Edmonton, Alberta
T5J 2V4

Legislature Library
Edmonton, Alberta
T5K 2B6

University of Alberta
Library
Edmonton, Alberta
T6G 2J8

British Columbia

Burnaby

Simon Fraser University
Library
Burnaby, B.C.
V5A 1S6

Vancouver

University of British Columbia
Library
Vancouver, B.C.
V6T 1Y3

Vancouver Public Library
Vancouver, B.C.
V6Z 1X5

Victoria

Legislative Library
Victoria, B.C.
V8V 1X4

University of Victoria
McPherson Library
Victoria, B.C.
V8W 3H5

Northwest Territories

Yellowknife

Northwest Territories
Government Library
Yellowknife, N.W.T.
X0E 1H0

OTHER COUNTRIES**Federal Republic of Germany**

Staatsbibliothek
Preussischer Kulturbesitz
Abteilung
Berlin
Federal Republic of Germany

United Kingdom

The British Library
London, WC1B 3DG
England, United Kingdom

Japan

National Diet Library
Tokyo, Japan

United States of America

Library of Congress
Washington, D.C. 20540
U.S.A.

Subscription Agents and Bookstores

Statistics Canada publications may be ordered through your local bookstore or subscription agent. A short selection of outlets in Canada and other countries is listed for your convenience.

Pecado Inc.
330, boul. Labelle
Fabreville (Québec)
H7P 2P1
Tel.: (514) 628-3568
Fax : (514) 963-0225
Fax : (418) 647-1087 (Quebec City)

Les publications fédérales
1185, rue Université
Montréal (Québec)
H3B 3A7
Tel.: (514) 954-1633
Fax : (514) 954-1635

Renouf Bookstore
61 Sparks Street
Ottawa, Ontario
K1P 5A6
Tel.: (613) 238-8985
Fax : (613) 741-5439

Renouf Bookstore
211 Young Street
Toronto, Ontario
M5B 1M4
Tel.: (416) 363-3171

Canebsco Subscription Services Ltd.
70 McGriskin Road
Scarborough, Ontario
M1S 4S5
Tel.: (416) 297-8282
Fax : (416) 297-4848
Toll free : 1-800-387-5241

Federal Publications
165 University Avenue
Toronto, Ontario
M5H 3B8
Tel.: (416) 581-1552
Fax : (416) 581-1743

Statistics Marketing
P.O. Box 227, Station Q
Toronto, Ontario
M4T 2M1
Tel.: (416) 766-8228
Fax : (416) 760-8596

John Coutts Library Services Ltd.
6900 Kingsmen Court, Box 1000
Niagara Falls, Ontario
L2E 7E7
Tel.: (416) 356-6382
Fax : (416) 364-9919

Serial Management Systems Canada
P.O. Box 2382
London, Ontario
N6A 5A7
Tel.: (519) 472-4860
Fax : (519) 472-1072

FAX in Canada Ltd.
 3034 Palston Road
 Suite 308
 Mississauga, Ontario
 L4Y 2Z6
 Tel.: (416) 273-3780
 Fax: (416) 848-4852
 Toll free: 1-800-268-2945

Canadian Business Information
 P.O. Box 891
 Darien
 Connecticut 06820
 U.S.A.
 Tel.: (203) 656-2701
 Fax : (203) 655-8332

Blackwell North America
 1001 Fries Mill Road
 Blackwood
 New Jersey 08012
 U.S.A.
 Tel.: (609) 629-0700

Swets Subscription Service
 P.O Box 830
 Lisse 2160 SZ
 HOLLAND

APPENDIX D

HOW TO ORDER PUBLICATIONS

How to Subscribe to a Periodical Publication

You can subscribe to any Statistics Canada publication that is issued regularly. Within this catalogue, such publications are identified as daily, weekly, monthly, quarterly, semi-annual or annual.

As a subscriber, you will receive new issues of the publications you have ordered as they are released. And throughout the year, you will receive announcements of new products allowing you to update your library of statistical information.

To subscribe to any Statistics Canada publication, remember to list the annual subscription price and write an "S" in the issue column of the order form provided.

How to Order Single Issues

You may wish to order a single copy of a publication before subscribing for an entire year. To order a single copy of any publication or series, remember to list the single issue price when ordering. You will receive a copy of the most recent issue.

Many publications listed in this catalogue are issued only occasionally. When ordering these titles, simply list the applicable Canadian, U.S. or foreign price. Again, you will receive a copy of the most recent issue.

You may order any Statistics Canada publication using the enclosed order form.

Order by Mail

Order your Statistics Canada publications by mail from...

Publication Sales
Room 1710
Main Building
Statistics Canada
Ottawa, Ontario
Canada
K1A 0T6

... or from one of our Regional Reference Centres listed in Appendix C. For your convenience, bookstores and subscription agents are also listed in Appendix C.

Order by Phone or FAX

To order by phone, call Publication Sales at 1-613-951-7277 or, in Canada, use the national toll-free number 1-800-267-6677. You may also facsimile your order using the enclosed coupon by dialing 1-613-951-1584.

It is not necessary to send a confirmation copy of orders sent by FAX.

Help us to serve you better and more quickly by using the telephone or facsimile with your VISA or MasterCard.

Purchase in Person

You can purchase publications at any Statistics Canada Regional Reference Centre, at many local bookstores, and from authorized agents' outlets. (Appendix C)

Order Electronically

CAN/OLE users may submit their purchase or interlibrary loan orders for Statistics Canada publications electronically, using CAN/DOC. This system allows users to identify publications of their choice on STATCAN and then purchase the items by completing an online order form. Various methods of payment are indicated on the order form. Statistics Canada items not identified on STATCAN may also be requested.

Payment

All publication orders are payable to the Receiver General for Canada/Publications. Payment may be made by cheque or money order. Clients may also charge orders to their MasterCard or VISA accounts. Canadian clients pay in Canadian funds. Clients from United States and other countries pay in US\$ drawn on a US bank.

Prices

Prices listed in the **Statistics Canada Catalogue 1990** are subject to change without notice. To check current publication prices, call 1-613-951-7277 or call any Statistics Canada Regional Reference Centre. They will gladly provide information or ordering assistance. Alternatively, you may call 1-800-267-6677 for ordering assistance.

Goods and Services Tax – Canadian Customers

After January 1, 1991, Canadian customers must include the 7% Goods and Services Tax in the amount payable. A space has been provided on the order form.

Discounts

Please refer to Appendices E and F for information on Statistics Canada discounts and money-saving packages.

APPENDIX E

DISCOUNTS ON STATISTICS CANADA PUBLICATIONS

Please note that discounts are applied to the price of the publication and not to the total amount which might include special shipping and handling charges and the G.S.T.

a) Educational Institutions and Libraries

Schools, school boards, colleges, universities and public libraries receive a 30% discount on all publications. If you're not sure whether your organization qualifies for a discount, call 1-613-951-7277 or your local regional reference centre.

b) Bookstores

Regular bookstores receive a 40% discount on non-subscription orders and a 30% discount on subscription orders.

c) Authorized Agents

Booksellers and distributors who are Authorized Agents (by Supply and Services Canada) receive a 46% discount on non-subscription orders and a 30% discount on subscription orders.

d) Volume Discounts

Volume discounts are offered on multiple copies of the same publication that are shipped to one address. The schedule of volume discounts follows.

10-25 copies – 20%

26-50 copies – 30%

51-100 copies – 40%

100 or more copies – call our Publication Sales personnel at 1-613-951-8926 to determine the discount that will apply to your order.

e) Back Issue Discounts

A Statistics Canada periodical is designated a back issue when it has been replaced by a more recent issue. Clients are entitled to a 70% discount and Bookstores an 82% discount off the cover price of all back issues.

Periodicals, selected occasionals, and 1981 Census publications are all included in the back issues program. **The Daily, Infomat, Survey Methodology** and the four most recent editions of **Canadian Social Trends, Perspectives on Labour and Income** and **Health Reports** are excluded from the program.

Statistics Canada fills orders for back issues as inventory permits. The minimum order, which must be prepaid, is \$20.00. Please contact our Publication Sales personnel at 1-613-951-7277 to confirm price and availability.

f) Canadian Social Trends (11-008E) Discounts

Student – Students can subscribe to **Canadian Social Trends** at 30% off the regular subscription price of \$34.00 in Canada, US\$40.00 in the United States and US\$48.00 in other countries.

Multiple Subscription – Clients can receive five subscriptions to **Canadian Social Trends** for the price of three, provided all subscriptions have the same mailing address. This applies to any multiple of the 5 for 3 formula.

APPENDIX F

PUBLICATION DISCOUNT PACKAGES AND SPECIAL OFFERS

Many publications listed in this catalogue are offered with related publications at a discount package price. To save you time when ordering, you need only list the package number (listed in brackets after the title) instead of each catalogue number in the package.

1. Full Publication Service (10-111)

This service automatically provides subscribers with copies of all non-census publications as they are released. The package price is \$17,500.00 in Canada, US\$21,000.00 in the United States and US\$24,500.00 elsewhere.

2. The Labour Force (10-232)

A 20% discount is available to clients who purchase both the **Labour Force** (71-001) and **Labour Force Information** (71-001P). The package price is \$194.00 in Canada, US\$233.00 in the United States and US\$271.00 elsewhere.

3. 1986 Census of Population: "Focus on Canada" Series (10-517)

These analytical reports are based on Census Series B data and include descriptions of major social trends and characteristics such as the growth of the seniors' population. A 20% discount is given when the 16 book set is purchased. The package price is \$128.00 in Canada and US\$141.00 elsewhere. The package includes catalogue numbers 98-120 through 98-135.

4. 1986 Census of Population: Metropolitan Atlas Series (10-520)

This series of 12 publications covers Canada's major census metropolitan areas and combines thematic maps, graphs and text to present the 1986 Census in an easy-to-understand format. Key demographic, housing, social and economic themes are portrayed. A 20% discount is given when the 12 book set is purchased. The package price is \$240.00 in Canada and US\$250.00 elsewhere. The package includes catalogue numbers 98-101 through 98-112.

5. Standard Geographical Classification (10-251)

A 20% discount is available to clients who purchase all three volumes. The package price is \$140.00 in Canada and US\$160.00 elsewhere. The package includes catalogue numbers 12-571 through 12-573.

6. Public Libraries (10-001)

A 20% discount is available to clients who purchase both **Public Libraries in Canada: A Three Year Digest, 1982-84** and **Public Libraries in Canada 1985-86**. The package price is \$50.00 in Canada and US\$52.00 elsewhere. The package includes catalogue numbers 87-205 and 87-205S.

7. Health and Activity Limitation Survey (10-601)

Clients receive a 20% discount when they purchase the 12 sub-provincial data publications from this survey. The package price is \$256.00 in Canada and US\$306.00 elsewhere. The package includes catalogue numbers 82-603 through 82-614.

8. Provincial Economic Accounts (10-213)

Clients receive a 20% discount when they purchase **Provincial Economic Accounts Annual Estimates** and **Provincial Economic Accounts Preliminary Data**. The package price is \$53.00 in Canada and US\$63.00 elsewhere. The package includes catalogue numbers 13-213 and 13-213P.

9. Transport (10-233)

A 20% discount is available to clients who purchase **Rail in Canada** (52-216), **Trucking in Canada** (53-222) and **Shipping in Canada** (54-205) publications. The package price is \$105.00 in Canada, US\$126.00 in the United States and US\$146.00 elsewhere.

10. Unemployment Insurance Statistics (73-001)

A special offer is available to clients who subscribe to **Unemployment Insurance Statistics** (73-001). These subscribers receive **Unemployment Insurance Statistics, Annual Supplement** (73-202S) at no additional charge.

11. Canadian Economic Observer (10-230)

A special offer is available to clients who subscribe to **Canadian Economic Observer** (11-010). These subscribers receive **Canadian Economic Observer, Historical Statistical Supplement** (11-210) at no additional charge.

