


Statistics Canada
Catalogue
1992

10
11
12
13
14
15
16
17
18
19
20
21
22
23
24
25
26
27
28
29
30
31
32
33
34
35
36
37
38
39
40
41
42
43
44
45
46
47
48
49
50
51
52
53
54
55
56
57
58
59
60
61
62
63
64
65
66
67
68
69
70
71
72
73
74
75
76
77
78
79
80
81
82
83
84
85
86
87
88
89
90
91
92
93
94
95
96
97
98
99
100
101
102
103
104
105
106
107
108
109
110
111
112
113
114
115
116
117
118
119
120
121
122
123
124
125
126
127
128
129
130
131
132
133
134
135
136
137
138
139
140
141
142
143
144
145
146
147
148
149
150
151
152
153
154
155
156
157
158
159
160
161
162
163
164
165
166
167
168
169
170
171
172
173
174
175
176
177
178
179
180
181
182
183
184
185
186
187
188
189
190
191
192
193
194
195
196
197
198
199
200
201
202
203
204
205
206
207
208
209
210
211
212
213
214
215
216
217
218
219
220
221
222
223
224
225
226
227
228
229
230
231
232
233
234
235
236
237
238
239
240
241
242
243
244
245
246
247
248
249
250
251
252
253
254
255
256
257
258
259
260
261
262
263
264
265
266
267
268
269
270
271
272
273
274
275
276
277
278
279
280
281
282
283
284
285
286
287
288
289
290
291
292
293
294
295
296
297
298
299
300
301
302
303
304
305
306
307
308
309
310
311
312
313
314
315
316
317
318
319
320
321
322
323
324
325
326
327
328
329
330
331
332
333
334
335
336
337
338
339
340
341
342
343
344
345
346
347
348
349
350
351
352
353
354
355
356
357
358
359
360
361
362
363
364
365
366
367
368
369
370
371
372
373
374
375
376
377
378
379
380
381
382
383
384
385
386
387
388
389
390
391
392
393
394
395
396
397
398
399
400
401
402
403
404
405
406
407
408
409
410
411
412
413
414
415
416
417
418
419
420
421
422
423
424
425
426
427
428
429
430
431
432
433
434
435
436
437
438
439
440
441
442
443
444
445
446
447
448
449
450
451
452
453
454
455
456
457
458
459
460
461
462
463
464
465
466
467
468
469
470
471
472
473
474
475
476
477
478
479
480
481
482
483
484
485
486
487
488
489
490
491
492
493
494
495
496
497
498
499
500
501
502
503
504
505
506
507
508
509
510
511
512
513
514
515
516
517
518
519
520
521
522
523
524
525
526
527
528
529
530
531
532
533
534
535
536
537
538
539
540
541
542
543
544
545
546
547
548
549
550
551
552
553
554
555
556
557
558
559
560
561
562
563
564
565
566
567
568
569
570
571
572
573
574
575
576
577
578
579
580
581
582
583
584
585
586
587
588
589
590
591
592
593
594
595
596
597
598
599
600
601
602
603
604
605
606
607
608
609
610
611
612
613
614
615
616
617
618
619
620
621
622
623
624
625
626
627
628
629
630
631
632
633
634
635
636
637
638
639
640
641
642
643
644
645
646
647
648
649
650
651
652
653
654
655
656
657
658
659
660
661
662
663
664
665
666
667
668
669
670
671
672
673
674
675
676
677
678
679
680
681
682
683
684
685
686
687
688
689
690
691
692
693
694
695
696
697
698
699
700
701
702
703
704
705
706
707
708
709
710
711
712
713
714
715
716
717
718
719
720
721
722
723
724
725
726
727
728
729
730
731
732
733
734
735
736
737
738
739
740
741
742
743
744
745
746
747
748
749
750
751
752
753
754
755
756
757
758
759
760
761
762
763
764
765
766
767
768
769
770
771
772
773
774
775
776
777
778
779
780
781
782
783
784
785
786
787
788
789
790
791
792
793
794
795
796
797
798
799
800
801
802
803
804
805
806
807
808
809
810
811
812
813
814
815
816
817
818
819
820
821
822
823
824
825
826
827
828
829
830
831
832
833
834
835
836
837
838
839
840
841
842
843
844
845
846



ORDER NOW!

To subscribe to or purchase any of the 800 titles, maps and electronic products listed in the **Statistics Canada Catalogue 1992** simply call or fax the Regional Reference Centre closest to you today!

Newfoundland and Labrador St. John's, Newfoundland	Toll free: 1-800-563-4255 Local calls: (709) 772-4073 Fax: (709) 772-6433
Maritime Provinces Halifax, Nova Scotia	Toll free: 1-800-565-7192 Local calls: (902) 426-5331 Fax: (902) 426-9538
Quebec Montreal, Quebec	Toll free: 1-800-361-2831 Local calls: (514) 283-5725 Fax: (514) 283-9350
National Capital Region Ottawa, Ontario	Toll free: 1-800-267-6677 Local calls: (613) 951-8116 Fax: (613) 951-0581
Ontario Toronto, Ontario	Toll free: 1-800-263-1136 Local calls: (416) 973-6586 Fax: (416) 973-7475
Manitoba Winnipeg, Manitoba	Toll free: 1-800-542-3404 Local calls: (204) 983-4020 Fax: (204) 983-7543
Saskatchewan Regina, Saskatchewan	Toll free: 1-800-667-7164 Local calls: (306) 780-5405 Fax: (306) 780-5403
Alberta and the Northwest Territories Edmonton, Alberta	Toll free: 1-800-282-3907 Local calls: (403) 495-3027 Fax: (403) 495-3026
Southern Alberta Calgary, Alberta	Toll free: 1-800-472-9708 Local calls: (403) 292-6717 Fax: (403) 292-4958
British Columbia Vancouver, B.C.	Toll free: 1-800-663-1551 Local calls: (604) 666-3691 Fax: (604) 666-6680
Yukon and Northern B.C. Northwest Territories	Toll free: Zenith 0-8913 Call collect: (403) 495-3028

Or contact:

Publications Sales	Tel: (613) 951-7277
Statistics Canada	Fax: (613) 951-1584
Ottawa, Ontario	Toll free: 1-800-267-6677
K1A 0T6	

PLEASE DO NOT SEND WRITTEN CONFIRMATION OF FAX AND TELEPHONE ORDERS.

For more information on ordering, see Appendices.

The **Catalogue** was created to help build awareness of the printed, electronic and graphic information available through Statistics Canada. If you have any comments on what you find useful or suggestions about improvements you would like to see made, call or write:

Fay Hjartarson	
Library Services	Tel: (613) 951-0953
Statistics Canada	Fax: (613) 951-0939
Tunney's Pasture	
Ottawa, Ontario	
K1A 0T6	



Statistics Canada
Library Services Division

Statistics Canada Catalogue 1992

Published by authority of the Minister
responsible for Statistics Canada

© Minister of Industry,
Science and Technology, 1992

All rights reserved. No part of this publication may be reproduced, stored in a retrieval system or transmitted in any form or by any means, electronic, mechanical, photocopying, recording or otherwise without prior written permission from Chief, Author Services, Publications Division, Statistics Canada, Ottawa, Ontario, Canada K1A 0T6.

February 1992

Price: Canada, \$13.95

United States: US\$17.00

Other Countries: US\$20.00

Catalogue 11-204E

ISSN 0838-4223

Ottawa

Version française de cette publication disponible sur demande (n° 11-204F au catalogue).

The paper used in this publication meets the minimum requirements of American National Standard for Information Sciences - Permanence of Paper for Printed Library Materials, ANSI Z39.48 - 1984.



Preface

This edition of the catalogue contains a number of enhancements over its predecessor, the 1990 edition. You'll find an expanded index, with keywords added to describe articles published since January 1990 in *Canadian Social Trends* (11-008E), the *Canadian Economic Observer* (11-010), *Perspectives on Labour and Income* (75-001E), and *Juristat* (85-002). The full range of *Health Reports Supplements* (82-003S) has been indexed, cross referenced with predecessors and listed in supplement number order. A special *Electronic Products Section*, with its own index, has been added to list a wide assortment of databases and services that enable Statistics Canada to more fully meet your information needs. The *1991 Census Products and Services Preview* describes forthcoming Census products, to be more fully described in the 1991 Census catalogues planned for release in the spring, 1992. Finally, Appendix H consists of the 1992 release date schedule of a broad range of selected economic indicators.

Publications described are those in print as of November 1, 1991. Publications discontinued since the last edition of this catalogue are so indicated. Unique out-of-print items, listed for your information, cannot be ordered but can be consulted in Regional Reference Centres and libraries across Canada.

Your comments and questions are welcome and can be directed to:

Fay Hjartarson
Statistics Canada Library
2nd floor, R.H. Coats Building
Tunney's Pasture
Ottawa, Ontario
K1A 0T6

Telephone: (613) 951-0953
Fax: (613) 951-0939

Acknowledgements

This catalogue was compiled and edited by Fay Hjartarson and Virginie Grandjean-Joyeux.

We would like to express our special thanks to those who, in spite of their heavy schedule, took time to help us produce this edition.

Table of Contents

How to Use This Catalogue – p. 7

Publications

- General and Reference – p. 9
- Primary Industries – p. 31
- Manufacturing – p. 38
- Transportation, Communications and Utilities – p. 56
- Commerce, Construction, Finance and Prices – p. 63
- Employment, Unemployment and Labour Income – p. 85
- Education, Culture, Health and Welfare – p. 95
- Census and Intercensal Studies – p. 124
- 1986 Census – p. 128

1991 Census Preview – p. 154

Map Products – p. 176

Indexes

- Subject – p. 181
- Author/Title – p. 337

Electronic Products

- Microdata files – p. 349
- Mapping Services – p. 379
- CANSIM Databases – p. 380
- Data in Microform – p. 382
- Special Request Tabulations – p. 382
- Trade Databases – p. 382
- Environmental Information System – p. 383
- Small Area and Administrative Data Databases – p. 384
- Health Indicators Database – p. 385
- Small Business Statistics – p. 385
- Index – p. 387

Appendices

- A. How to Get More Help – p. 401
- B. Statistics Canada Regional Reference Centres – p. 404
- C. Depository Libraries – p. 406
- D. Subscription Agents and Bookstores – p. 410
- E. Ordering Publications – p. 411
- F. Discounts on Statistics Canada Publications – p. 413
- G. Publication Discount Packages and Special Offers – p. 414
- H. 1992 Release Dates – p. 416

SAMPLE ENTRIES

SAMPLE SERIAL ENTRY

Statistics Canada Catalogue number	66-201	Language of Publication
Title	International travel, travel between Canada and other countries. Annual. First issue 1920. Bilingual.	Date of First and Last Issue Where Applicable
Series	(Touriscope)	Frequency
International Standard Serial Number	ISSN 0317-6738	
Dewey Decimal Classification Number	DDC 338.4/79171.0464.	
	This report summarizes annual findings of travel to and from Canada in the form of tables, charts, maps, and an analytical review. The publication provides a profile of international travellers by province/country of residence, area of destination, mode of transportation, purpose, length of stay, expenditures, age group and sex.	Summary
	Canada: \$34.00 per issue United States: US\$41.00 per issue Other Countries: US\$48.00 per issue	Canadian and Foreign Prices

SAMPLE OCCASIONAL ENTRY

Statistics Canada Catalogue number	13-588 no. 2	Statement of Authorship
Title	Pensions and incomes of the elderly in Canada, 1971-1985 / by G. Oja. in collaboration with R. Love.	Series
Pagination	(Income analytic report: no.2) 118 p. 28 cm. 1988. Bilingual.	Language of Publication
Size	ISBN 0-660-53427-4. DDC 332.024/0565.	Date of Publication
International Standard Book Number	This report examines changes in the income sources of Canada's elderly population using data from the Survey of Consumer Finances. It focuses on private pension and investment income and the trends that have taken place since 1971. Also featured is a demographic profile of the elderly according to these income sources. (Quote catalogue no. 13-548 when ordering.)	Summary
Dewey Decimal Classification Number	Canada: \$24.00 per issue United States: US\$25.00 per issue Other Countries: US\$25.00 per issue	Canadian and Foreign Prices

HOW TO USE THIS CATALOGUE

A description of publications, both serial and occasional, constitutes the major part of this catalogue. Each description contains a brief summary of the publications as well as all pertinent technical details, including price.

A special preview of the 1991 Census follows the publication descriptions. This preview will be expanded and enhanced with a subject index in the 1991 Census catalogue, to be released later in 1992.

The map products section follows the preview. Maps are available for sale from Geography Division directly, and not from Publication Sales. An enhancement we have made to the catalogue is indexing of maps in the subject index.

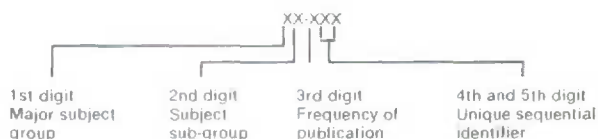
Following the publications index, the catalogue features information on electronic products and services available to the public. Mapping services have been listed in the Electronic Products section, and indexed along with other electronic products and services in a separate Electronic Products Index.

Anyone wishing information on reference material can consult "How to Get More Help", Appendix A, for a list of directories, classification manuals and guides. Appendix A also provides sources of the most recent or historic statistics.

Featured in the appendices are lists of the libraries holding Statistics Canada publications, Regional Reference Centres, and bookstores who sell the publications.

To order products and services, see the appendices.

Entries are organized according to a five-digit numbering system unique to Statistics Canada. This numbering system, designed to provide easy identification, is formulated as follows:



The first digit refers to one of eight major subject groups:

- 1 General and Reference
- 2 Primary Industries
- 3&4 Manufacturing

- 5 Transportation, Communications and Utilities
- 6 Commerce, Construction, Finance and Prices
- 7 Employment, Unemployment and Labour Income
- 8 Education, Culture, Health and Welfare
- 9 Census and Intercensal Studies

The second digit refers to sub-groups within the major group, each specific to a major group.

The third digit indicates the frequency of publication:

- 0 Issued more than once a year
- 2 Issued annually
- 4 Issued biennially
- 5 Issued once only or on an occasional basis
- 6 Issued irregularly with various sub-titles

1&9 Reserved for census publications

A change in the frequency of a publication automatically results in a change in the third digit of its catalogue number. However, there are some exceptions; the Statistics Canada Library has detailed notes available for consultation.

The fourth and fifth digits constitute the sequential numbers issued to every publication within the sub-group to ensure its unique, permanent number.

Where the suffix "E" or "F" is added, separate English and French editions are issued.

The catalogue number for **Air Carrier Traffic at Canadian Airports**, for example, is 51-005, which represents the following information:

- 51 Designates the major group of which this publication is a member: Transportation, Communication and Utilities and the sub-group: Air Transport,
- 0 means it is issued more than once a year,
- 05 signals this as the fifth publication in the group to receive a catalogue number.



HIRE OUR TEAM OF RESEARCHERS FOR \$53 A YEAR

Subscribing to **Perspectives on Labour and Income** is like having a complete research department at your disposal. Solid facts. Unbiased analysis. Reliable statistics.

But **Perspectives** is more than just facts and figures. It offers authoritative insights into complex labour and income issues, analysing the statistics to bring you simple, clear summaries of where the labour market and income distributions are headed.

Our team of experts is working to bring you the latest labour and income data. Each quarterly issue has:

- topical articles on current labour and income trends
- more than 50 key labour and income indicators
- a review of ongoing research projects
- information on new survey results

As a special bonus, twice a year you will also receive a Labour Market Review, giving you up-to-the-minute analysis and data of how the labour market has performed over the last six months or year.


And all for only \$53.00.

Thousands of Canadian professionals turn to **Perspectives** to discover new trends in labour and income and to stay up-to-date on the latest research findings.

As a subscriber, you will get the inside story.

We know you'll find **Perspectives** indispensable. GUARANTEED. If you aren't convinced after reading your first issue, we'll give you a FULL REFUND on all outstanding issues.

Order your subscription to **Perspectives** today.



ORDER NOW!

For only \$53 (plus \$3.71 GST) you will receive the latest labour and income research (4 issues per year). Subscription rates are US\$64 for U.S. customers and US\$74 for customers outside North America.

Fax your Visa or MasterCard order to:
(613) 951-1584

Call toll free:

1-800-267-6677

Or mail to:

Publication Sales and Service
Statistics Canada

Ottawa, Ontario K1A 0T6

Or contact your nearest Statistics
Canada Reference Centre listed
in this publication.

GENERAL AND REFERENCE

Contents	Page
General and Reference	
11 General	9
12 Working Manuals	16
13 Comprehensive Studies	19
15 SNA Industry and Commodity Statistics	26
16 Seasonal Variations	29
17 Small Area Data	29
18 Special Studies	30

GENERAL

11-001E



The daily. Daily. First issue, Feb. 1932, E, and F.
ISSN 0827-0485.
DDC 317.1.

This vehicle for first (official) release of statistical data and publications produced by Statistics Canada, provides highlights of newly released data with source information for more detailed facts. It contains weekly and monthly schedules of upcoming major news releases and announces new non-print products and new services.

	Per Issue	Per Year
Canada:	\$0.90	\$120.00
United States:	US\$1.10	US\$144.00
Other Countries:	US\$1.30	US\$168.00

11-002E

Infomat, a weekly review. Weekly. First issue, Oct. 1932, E, and F.


ISSN 0380-0547.

DDC 317.1.

The weekly review highlights major Statistics Canada reports, reference papers and other releases. It contains charts, summary of latest monthly statistics and a complete list of publications released during the week, arranged alphabetically by originating division.

	Per Issue	Per Year
Canada:	\$2.50	\$125.00
United States:	US\$3.00	US\$150.00
Other Countries:	US\$3.50	US\$175.00

11-008E



Canadian social trends. Quarterly. First issue, summer 1986, E, and F.
ISSN 0831-5698.

GENERAL AND REFERENCE

DDC 306/.0971.

This publication discusses the social, economic, and demographic changes affecting the lives of Canadians. It contains the latest figures for major social indicators.

Note: Individual issues released since January 1990 have been indexed, but specific contents have not been listed here because of space constraints.

	Per Issue	Per Year
Canada:	\$8.50	\$34.00
United States:	US\$10.00	US\$40.00
Other Countries:	US\$12.00	US\$48.00

11-010



Canadian economic observer. Monthly. First issue, Jan. 1988. Bilingual.

ISSN 0835-9148.

DDC 330.971/0648.

This is Statistics Canada's monthly flagship publication for economic statistics. Each issue contains a monthly summary of the economy, major economic and statistical events, a feature article and technical note. A statistical summary contains a wide range of tables and graphs on the principal economic indicators for Canada, the provinces and the major industrial nations. A historical

listing of this same data is contained in the *Canadian economic observer: historical supplement* (11-210).

Note: Individual issues released since January 1990 have been indexed, but specific contents have not been listed here because of space constraints.

	Per Issue	Per Year
Canada:	\$22.00	\$220.00
United States:	US\$26.00	US\$260.00
Other Countries:	US\$31.00	US\$310.00

11-201

The annual report of Statistics Canada. Annual. First issue 1919. Bilingual.

ISSN 0703-2633.

DDC 354.710081/9.

The annual report reviews the accomplishments of the Agency in the fiscal year under review. Featuring an overview and introduction to Statistics Canada, it profiles activities in social and economic statistics, presents new developments in methodology and highlights key products and services. It also covers regional operations, international activities and presents departmental revenues and expenditures. Complete with summary highlights, flow charts, photos and more, the annual report is both a barometer of Agency activity and a complete description of its operations and services.

Price: No Charge

11-204E

Statistics Canada catalogue. Annual. First issue 1930. E. and F.

ISSN 0838-4223.

DDC 016.3171.

This catalogue lists publications available for sale from Publications Sales; maps and mapping services available from Geography Division; and publicly available microdata files. Separate author/title and subject indexes are provided. Details for ordering are also included.

	Per Issue
Canada:	\$13.95
United States:	US\$17.00
Other Countries:	US\$20.00

11-207

Listing of supplementary documents. Annual. First issue 1980. Bilingual.

ISSN 0228-5134.

DDC 016.3171.

This publication provides a listing of Statistics Canada research papers, technical reports and conference proceedings which are not covered in the *Statistics Canada Catalogue*. The current edition is a revised cumulation which includes more than 400 new items and replaces and updates previous editions.

GENERAL AND REFERENCE

	<i>Per Issue</i>
<i>Canada:</i>	\$32.00
<i>United States:</i>	US\$38.00
<i>Other Countries:</i>	US\$45.00

11-207S

Listing of supplementary documents, supplement. Annual. First issue 1983. Bilingual.
ISSN 0835-085X.
DDC 016.3171.

This is a systematic inventory of supplementary Statistics Canada documents available to the public, including technical papers, memoranda, and discussion and working papers.

	<i>Per Issue</i>
<i>Canada:</i>	\$5.00
<i>United States:</i>	US\$6.00
<i>Other Countries:</i>	US\$6.00

11-208E

Guide to managing Statistics Canada publications in libraries / Fred Baker. Annual. First issue 1991. E. and F.
ISBN 0-660-13813-1.
DDC 025.17/34/0971.

This new guide provides librarians with advice on building a reference collection of Statistics Canada publications in order to have at least 10 years of the most recently revised data. The guide features a comprehensive listing of all catalogued publications released since 1917, by Statistics Canada publication number. In addition to suggested retention policy, the entries provide links between current and discontinued publications and other useful reference notes.

	<i>Per Issue</i>
<i>Canada:</i>	\$75.00
<i>United States:</i>	US\$90.00
<i>Other Countries:</i>	US\$105.00

11-209E

Statistics Canada publications list. Annual. First issue 1990. E. and F.
ISSN 1180-548X.

This list includes over 500 titles with their content description and prices. An order guide, discounts and discount packages are also included.

Price: No charge


11-210

Canadian economic observer. Historical statistical supplement. Annual. First issue 1986. Bilingual.
ISSN 0838-0236.
DDC 330.971/0648.

A companion volume to the monthly report (Catalogue 11-010) containing historical annual series to correspond to those published in the monthly tables. Data covered include the national accounts, prices, international and domestic trade, labour and financial markets. Provincial detail for employment earnings, retail trade, housing and consumer price indexes are also available.

	<i>Per Issue</i>
<i>Canada:</i>	\$27.00
<i>United States:</i>	US\$32.00
<i>Other Countries:</i>	US\$38.00

11-402E



Canada year book. Biennial. First issue 1905. E. and F.
ISSN 0068-8142.
DDC 317.1.

The 1992 edition is a special, commemorative issue celebrating both Canada's 125th anniversary as a nation, and the anniversary of the year book itself, first published in 1867. It features a new, larger format, archival photos for an historical perspective on Canada's past, a gallery of Canadian art, and many new articles which highlight both achievements and milestones in Canada's development as a nation. Complete with standard statistical text, and a wide array of charts,

GENERAL AND REFERENCE

graphs, tables and visual aids, the publication continues the tradition of providing an international reference book on all facets of Canadian life. It is a collector's item as well as a useful and comprehensive information source.

Canada: \$49.95 per issue plus \$5.05 postage and handling

United States: US\$49.95 per issue plus US\$20.05 postage and handling

Other Countries: US\$49.95 per issue plus US\$20.05 postage and handling

11-403E

Canada : a portrait. Biennial. First issue 1980/81. E. and F.

ISSN 0840-6014.

DDC 971.

Comprehensive in scope, this colourful reference book presents both current and historical information to form a portrait of Canada. With over 200 full-colour photographs as well as charts and statistical tables, the publication examines topics, including education, arts and culture, communications, health and welfare, the government and legal system, the economy, the labour scene and foreign economic relations.

Canada: \$19.95 per issue plus \$3.05 postage and handling

United States: US\$19.95 per issue plus US\$5.05 postage and handling

Other Countries: US\$19.95 per issue plus US\$5.05 postage and handling

11-509E

Human activity and the environment 1991 / Statistics Canada, Environment and Wealth Accounts Division, System of National Accounts. 237 p. 28 cm. 1991. E. and F.

ISBN 0-660-14173-0.

DDC 333.7/0971.


This publication is a collection of environmental statistics brought together from many sources including Statistics Canada, Environment Canada and other federal and provincial government departments. It provides a statistical overview of Canada's physical environment and the interactions between people and other elements of the natural system. This source book focuses on the activities of individuals and the socio-economic systems in consuming resources, in building and reshaping landscapes, and in generating wastes, as well as changes conditions of land, water, air, plants and animals.

Per Issue

Canada: \$35.00

United States: US\$42.00

Other Countries: US\$49.00



11-511E

Perspectives Canada III / editors: H.J. Adler, D.A. Brusegard ; managing editor, C. Lindsay. 312 p. 28 cm. 1980. E. and F.

ISBN 0-660-10508-X.

Incorrect ISBN (0-660-10508-E) printed in the publication.
DDC 306/.0971.

The book contains selected statistical series describing the quality of life experienced by Canadians and the major social trends affecting Canadian society. Topics include population, family, health, education, income, consumption, work, leisure, crime and environment, profiles of 23 Canadian urban areas, and the native Indian population. Histories of the development of social security and energy consumption in Canada, a comparison of selected Canadian and American indicators, and a survey of Canadian attitudes are also featured. It also includes a bibliography.

Price: Back Issue

GENERAL AND REFERENCE

11-512E

Historical catalogue of Statistics Canada publications, 1918- 980 / Statistics Canada, User Services Division. 337 p. 29 cm. 1982. E. and F.
ISBN 0-660-10964-6.
DDC 016/.01571.

The catalogue provides a complete record of all catalogued publications of Statistics Canada and of the Dominion Bureau of Statistics. It documents the publishing program of the Bureau from its formation in 1918 to December 31, 1980. The publication also includes references to materials dating from the 1851 Census of Canada and a number of publications of other federal departments issued prior to 1918.

Price: This publication is out of print and no longer available for sale. It can however be consulted in Regional Reference Centres and depository libraries across Canada. (See appendices for a list.)

11-514E

Directory to microdata and special tabulations, 1983 / Statistics Canada, Business, Provincial and Municipal Relations Division. 113 p. 28 cm. 1983. E. and F.
ISBN 0-660-11239-6.
DDC 016.3171.

The directory provides a key to sources of unpublished data produced by Statistics Canada but unknown to many users. It contains descriptions of 175 data files located throughout the Agency from which special tabulations may be obtained. Descriptions include information about the data such as origin, universe, subject content, geographic coverage, availability of custom tabulations and who to contact for further information. Along with the *Statistics Canada catalogue*, this directory presents the most complete documentation of what is available from Statistics Canada - published and unpublished.

Price: This publication is out of print and no longer available for sale. It can however be consulted in Regional Reference Centres and depository libraries across Canada. (See appendices for a list.)

11-515

Index to municipal data, 1982. 553 p. 28 cm. 1983. Bilingual.
ISBN 0-660-51855-4.
DDC 016.3171.

The index presents over 250 Statistics Canada publications with data for Canadian municipalities and metropolitan areas. The text, complete to November 1982, is arranged alphabetically by municipality. All census subdivisions, census metropolitan areas and census agglomerations in Canada are listed. Also included is a guide to unpublished small area data sources within Statistics Canada.

Price: Back Issue

11-516E

Historical statistics of Canada / 2nd ed. F.H. Leacy, editor. 800 p. 30 cm. 1983. E. and F.
ISBN 0-660-11259-0.
DDC 317.1.

A unique compendium that depicts in text and extensive historical tables the nation's growth and development from Confederation to the modern era. The book, covering 22 topics, draws together social, economic and political time series from a wide variety of sources and provides explanatory notes on the statistics.

Price: This publication is out of print and no longer available for sale. It can however be consulted in Regional Reference Centres and depository libraries across Canada. (See appendices for a list.)

11-517E

Canada's young family home-owners : a family studies teaching kit. 1 portfolio (11 pieces). 1986. E. and F.
DDC 306.8/5/0971.

These are families headed by parents, born during the "baby boom", the period that saw a jump in the national birth rate following World War II. The "boomers" form a population group substantially larger than those before and after them and created special needs as they moved from infancy to adulthood. In the 1980s, many of them head young families and this kit looks at how and where they live and assesses their current impact on society. This kit includes: a set of 9 two-colour transparencies, a topically related census publication, illustrated student worksheets.

	<i>Per Issue</i>
<i>Canada:</i>	\$25.00
<i>United States:</i>	US\$26.50
<i>Other Countries:</i>	US\$26.50

11-518E

Living alone : a family studies teaching kit. 1 portfolio (12 pieces). 1986. E. and F.
DDC 305/.90652/0971.

A single male university graduate and an elderly widow who didn't finish high school are two types of Canadians very likely to live alone. But they are not the only ones. Single-person households have been growing steadily in number since 1956, with a sharp increase from 1971 to 1981. This kit details where our singles live, their educational background, the type of accommodation they occupy and their incomes. This kit includes: a set of 10 two-colour transparencies, a topically related census publication, illustrated student worksheets.

	<i>Per Issue</i>
<i>Canada:</i>	\$25.00
<i>United States:</i>	US\$26.50
<i>Other Countries:</i>	US\$26.50

GENERAL AND REFERENCE

11-519E

The elderly in Canada : a family studies teaching kit. 1 portfolio (14 pieces). 1986. E. and F.
DDC 305.2/6/0971.

From 1971 to 1981, the population aged 65 and over grew by 35% while the country's total population increased just 13%. The trend toward a higher proportion of seniors promises to continue well into the next century, making new demands on our society. This kit includes: a set of two-colour transparencies, a topically related census publication, illustrated student worksheets.

Price: This publication is out of print and no longer available for sale. It can however be consulted in Regional Reference Centres and depository libraries across Canada. (See appendices for a list.)

11-520E

Canada's lone-parent families : a family studies teaching kit. 1 portfolio (9 pieces). 1986. E. and F.
DDC 306.8/56/0971.

The number of single-parent families has been increasing steadily since 1966. Proportionally, more children than ever before are being raised in such households. These families are most likely to have lower incomes and to spend more than the recommended portion of income on shelter. Where these families live, how their incomes compare with those of other Canadians and the types of housing they occupy are examined. This kit includes: a set of 7 two-colour transparencies, a topically related census publication, illustrated student worksheets.

Price: This publication is out of print and no longer available for sale. It can however be consulted in Regional Reference Centres and depository libraries across Canada. (See appendices for a list.)

11-523E

Guide to Statistics Canada data on women / Statistics Canada, Housing, Family and Social Statistics, Target Groups Project. 113 p. 28 cm. 1987. E. and F.
ISBN 0-660-12722-9.
DDC 016.3054/0971.

Divided into three parts, the guide briefly describes all Statistics Canada publications containing data on women. It catalogues information that has not been published, but is available on microfiche or tape or can be accessed by computer. It cross-references entries on women across a broad range of topics from income and employment to health and education. It also lists a selection of articles that examine women's issues.

Per Issue

Canada:	\$20.00
United States:	US\$21.00
Other Countries:	US\$21.00

11-605E

Toronto 150 : portrait of a changing city. 126 p. 23 cm. 1984. E. and F.
ISBN 0-660-11472-9.
DDC 971.3/541.

The City of Toronto celebrated its 150th anniversary in 1984 and Statistics Canada marked this historic event with *Toronto 150*, a statistical portrait of the city. Through graphs, text and photographs, the publication describes many aspects of life in Toronto and its metropolitan area.

Price: Back Issue

11-606E

In the footsteps of Jacques Cartier : 450 years later : a statistical portrait. 52 p. 23 cm. 1984. E. and F.
ISBN 0-660-11617-0.
DDC 971.19.

The publication, prepared to commemorate the 450th anniversary of Jacques Cartier's arrival in Canada, outlines some of the changes that have occurred to the explorer's initial landfalls of Gaspé, Quebec City and Montreal.

Per Issue

Canada:	\$4.95
United States:	US\$5.95
Other Countries:	US\$5.95

11-607E

Trois-Rivières : a metropolitan profile. 116 p. 23 cm. 1984. E. and F.
ISBN 0-660-11645-6.
DDC 971.4/45.

This book describes the Trois-Rivières of yesterday and today, from the time when it was the main fur trading market, through its development as a farming town in the 18th and 19th centuries, to its present status as a major and diversified regional centre. It makes a unique reference book for people interested in the cultural and economic life of this regional hub.

Price: Back Issue

11-608

Historical statistics of New Brunswick 231 p. 28 cm. 1984. Bilingual.
ISBN 0-660-52817-7.
DDC 317.15.

A bilingual reference volume of historical data series on the province of New Brunswick, from 1784 to 1984. The book was produced in cooperation with the N.B. Statistics Agency to commemorate the bicentenary. The socio-economic data are divided into 15 main subject areas. One hundred tables with accompanying notes and definitions describe the N.B. population, its cultural and

GENERAL AND REFERENCE

demographic characteristics, living and working conditions, as well as the provincial economy - agriculture, fisheries, mining, manufacturing, trade, income and government finance.

Price: Back Issue

11-610

Directory of survey organizations. Occasional. First issue 1977. Bilingual.

ISSN 0226-7926.

DDC 001.4/33/02571.

This publication provides a listing of survey organizations which provide research services to federal government departments.

Price: This publication is out of print and no longer available for sale. It can however be consulted in Regional Reference Centres and depository libraries across Canada. (See appendices for a list.)

11-612E no. 1

Health and social support, 1985 / Statistics Canada, Housing, Family and Social Statistics Division. 232 p. 28 cm. 1987. E. and F.

ISBN 0-660-12654-0.

DDC 362.1/0971.

The first General Social Survey was carried out in September and October 1985, collecting information on health and related factors from 11,200 persons age 15 and older. The sample covered the non-institutionalized population of Canada. The data were gathered with telephone and face-to-face interviewing. This report presents initial analyses and findings including comparisons with findings from the 1978-1979 Canada Health Survey. Topics examined include: barriers and bridges to improving health status - smoking, alcohol use, physical activity, etc.; current health status - health problems, etc.; and a focused chapter on support networks and social participation of the elderly.

Per Issue

Canada: \$30.00

United States: US\$32.00

Other Countries: US\$32.00

11-612E no. 2

Patterns of criminal victimization in Canada / Vincent F. Sacco, Holly Johnson. 145 p. 28 cm. 1990. E. and F.

ISBN 0-660-13419-5.

DDC 362.88/0971.

This publication presents an analysis of the third cycle of the General Social Survey (1988) which focused in part on personal risk of crime victimization. The report includes comparisons with findings from the 1982 Canadian Urban Victimization Survey.

Per Issue

Canada: \$38.00

United States: US\$46.00

Other Countries: US\$46.00

11-612E no. 3

Accidents in Canada / Wayne Millar, Owen Adams. 116 p. 28 cm. 1991. E. and F.

ISBN 0-660-13588-4.

DDC 363.1/00971.

Accident statistics are available from a variety of sources: hospital morbidity data, workers' compensation data, workers' accident and injury data and vital statistics are all potential sources of data relating to accidents in Canada. However, many accidents that occur are not reported by these programs and information can only be obtained directly from accident victims as reported in a general population survey. The data in this report are unique because they complement the existing statistics and they provide insight into the social and demographic characteristics of Canadians who have experienced an accident in the home, at work, during recreation, or on the road during the year preceding the survey. This is the first national survey to focus on such a broad range of accidents and their implications. Many of these incidents are not recorded elsewhere. Consequently, the information is potentially important for policy makers, legislators, academics and persons involved with prevention programs. This report examines the findings of the accident portion of the survey based on an analysis of the released data.

Per Issue

Canada: \$40.00

United States: US\$48.00

Other Countries: US\$56.00

11-612E no. 4

Where does time go? / Andrew S. Harvey, Katherine Marshall, Judith A. Frederick. 161 p. 28 cm. 1991. E. and F.

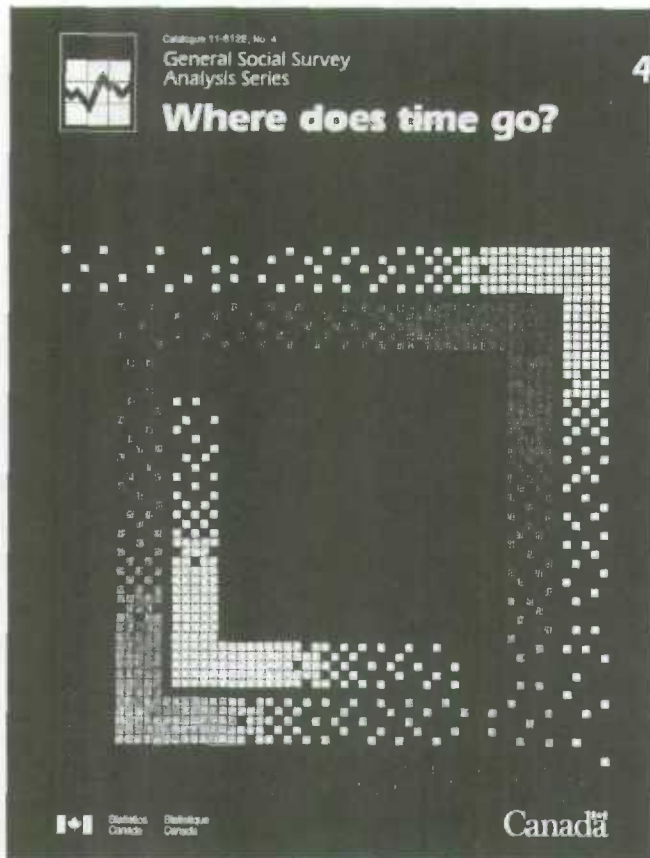
ISBN 0-660-13738-0.

DDC 640./43/00971.

The publication presents an account of how Canadian spend their time and is based on data from a survey of nearly 10,000 Canadian adults conducted during the last quarter of 1986. An analysis of the data collected identifies how the total population and various subpopulations (for example, students, employed mothers and the elderly) allocate their time. These data are relevant to such issues as the increased labour force participation of women and the sharing of household tasks and other responsibilities; the amount of time given to volunteer, housework and other unpaid work in relation to paid work; and how much time Canadians spend in activities with family members versus time spent with others or alone.

GENERAL AND REFERENCE

	<i>Per Issue</i>
Canada:	\$40.00
United States:	US\$48.00
Other Countries:	US\$56.00



WORKING MANUALS

12-001

Survey methodology. Semi-annual. First issue, June 1975. Bilingual.

ISSN 0714-0045.

DDC 001.4/22.

The journal publishes articles dealing with various aspects of statistical development relevant to a statistical agency, such as design issues in the context of practical constraints, use of different data sources and collection techniques, total survey error, survey evaluation, research in survey methodology, time series analysis, seasonal adjustment, demographic studies, data integration, estimation and data analysis methods, and general survey systems development. The emphasis is placed on the development and evaluation of specific methodologies as applied to data collection or the data

themselves.

	<i>Per Issue</i>	<i>Per Year</i>
Canada:	\$17.50	\$35.00
United States:	US\$21.00	US\$42.00
Other Countries:	US\$24.50	US\$49.00

12-205S

Index to Statistics Canada surveys and questionnaires. Annual. First issue 1981. Bilingual.

ISSN 0843-6142.

DDC 001.4/222/0971.

The index lists all the questionnaire-based surveys of Statistics Canada and the questionnaires used in conducting the surveys, under the division of Statistics Canada that is responsible for the survey. A contact name and telephone number are provided under the name of each survey to assist users desiring more information about the survey or about the data that are available on special request. An alphabetical index to the titles of the surveys and questionnaires provides an indication of the subject content of Statistics Canada's questionnaire-based surveys. The questionnaires listed in the index are reproduced on microfiche. The index contains instructions as to how to locate each questionnaire on the microfiche.

	<i>Per Issue</i>
Canada:	\$26.00
United States:	US\$31.00
Other Countries:	US\$36.00

12-205M

Inventory of Statistics Canada questionnaires on microfiche. Annual. First issue 1980. Bilingual.

DDC 001.4/222/0971.

This is a complete record on microfiche of all the questionnaires used in Statistics Canada in the collection of its statistical programs. It includes administrative forms from other federal and provincial government departments and agencies from which Statistics Canada derives statistics. It also includes telephone interview questionnaires and instructional or guidelines material.

	<i>Per Issue</i>
Canada:	\$190.00
United States:	US\$228.00
Other Countries:	US\$266.00

12-501E

Standard industrial classification, 1980. 4th ed. 551 p. 29 cm. 1980. E. and F.

ISBN 0-660-12956-6.

DDC 338/02/012.

This classification describes the industrial structure of the Canadian economy in terms of the principal activities of establishments. It follows the traditional sectoring of the

GENERAL AND REFERENCE

economy into extraction, e.g. agriculture and mining; transformation, e.g. manufacturing; and services, e.g. transportation, communication and other services. It has a four-tiered structure in which 861 industries are delineated at the four-digit level. It is designed for statistical application to facilitate the collection and compilation of comparable data series related to production.

Per Issue

Canada: \$60.00
United States: US\$76.00
Other Countries: US\$76.00

12-519E

Development and design of survey questionnaires / R. Platek, F.K. Pierre-Pierre and P. Stevens. 119 p. 28 cm. 1985. E. and F.

ISBN 0-660-11798-3.

DDC 001.4/222.

This publication intends to promote good questionnaire design and to serve as a reference and training tool. It provides a discussion of issues related to wording, format, layout, etc., illustrating these with examples from recent federal surveys. A checklist and bibliography complete the text.

Price: This publication is out of print and no longer available for sale. It can however be consulted in Regional Reference Centres and depository libraries across Canada. (See appendices for a list.)

12-565E

Standard occupational classification, 1980. 656 p. 29 cm. 1981. E. and F.

ISBN 0-660-10673-6.

DDC 331.7/0012.

The classification provides a systematic classification structure to identify and categorize the entire range of occupational activity in Canada. It consists of 23 major groups which are subdivided into minor groups and unit groups. Definitions are provided for each occupational group, as well as classified and alphabetical indices to which occupational titles have been assigned.

Price: Back Issue

12-569E

CANSIM, Canadian Socio-economic Information Management System, mini base series directory. Irregular. First issue 1986. E. and F.

ISSN 0706-0831.

DDC 025/.063171.

Statistics Canada makes available through its network of distributors both the CANSIM main base consisting of some 400,000 economic and financial time series and a subset of some 25,000 time series which is known as the CANSIM mini base. The CANSIM mini base series

directory provides a detailed guide to the standard set of some 25,000 of the most popular time series contained in the mini base. The directory includes: a table of contents which identifies, at a fairly aggregate level, the contents of the mini base and provides a link to the series directory; the contents by subject which outlines the contents of the mini base by broad subject categories; and an alphabetical subject index which comprises a list of keywords for the full CANSIM main base with the letter "M" indicating mini base contents.

Price: This publication is out of print and no longer available for sale. It can however be consulted in Regional Reference Centres and depository libraries across Canada. (See appendices for a list.)

12-570E

Canadian standard industrial classification for companies and enterprises, 1980 / Statistics Canada, Standards Division. 381 p. 30 cm. 1986. E. and F.

ISBN 0-660-11945-5.

DDC 338/.02/012.

The publication provides a framework for classifying Canadian companies and enterprises to 18 main industrial sectors such as energy, wood and paper, communications, 60 sub-sectors and 163 segments. It is structured to reflect the organization of production for the delivery of goods and services. It is intended for use in the collection, compilation and publication of financial statistics, such as corporation financial statistics and corporation profits.

Per Issue

Canada: \$50.00
United States: US\$72.00
Other Countries: US\$72.00

12-571

Standard geographical classification : SGC, 1986. Volume I, The classification / Statistics Canada, Standards Division. 4th ed. 1 v. (loose leaf). 29 cm. 1987. Bilingual.

ISBN 0-660-53404-5.

DDC 917.1/001/48.

This volume presents a system of names and codes to identify geographical areas of Canada. These areas include provinces, census divisions (counties) and subdivisions (municipalities) which form the three-tiered hierarchy of the Standard Geographical Classification (SGC) as well as other standard systems such as census metropolitan areas.

Per Issue

Canada: \$55.00
United States: US\$75.00
Other Countries: US\$75.00

GENERAL AND REFERENCE

12-572

Standard geographical classification : SGC, 1986. Volume II, The reference maps / Statistics Canada, Standards Division. 4th ed. 1 v. (loose leaf). 29 cm. 1987. Bilingual.

ISBN 0-660-53405-3.

DDC 917.1/001/48.

This volume shows a series of 24 detailed maps showing the boundaries, names and codes of the 1986 Standard Geographical Classification covering all of Canada.

Per Issue

Canada: \$35.00

United States: US\$55.00

Other Countries: US\$55.00

12-573

Standard geographical classification : SGC, 1986. Volume III, Changes - 1981 to 1986 / Statistics Canada, Standards Division. 4th ed. 1 v. (loose leaf). 29 cm. 1987. Bilingual.

ISBN 0-660-53406-1.

DDC 917.1/001/48.

This volume is a five-year summary of the changes affecting the Standard Geographical Classification since January 2, 1981 including details such as: type of change, effective date, population and territory affected in the case of boundary adjustments, etc.

Per Issue

Canada: \$75.00

United States: US\$95.00

Other Countries: US\$95.00

12-574E

Concordance between the Standard Industrial Classifications of Canada and the United States, 1980 Canadian SIC - 1987 United States SIC / Shaila Nijhowne et al. 252 p. 28 cm. 1991. E. and F.

ISBN 0-660-13746-1.

DDC 338/.02/012.

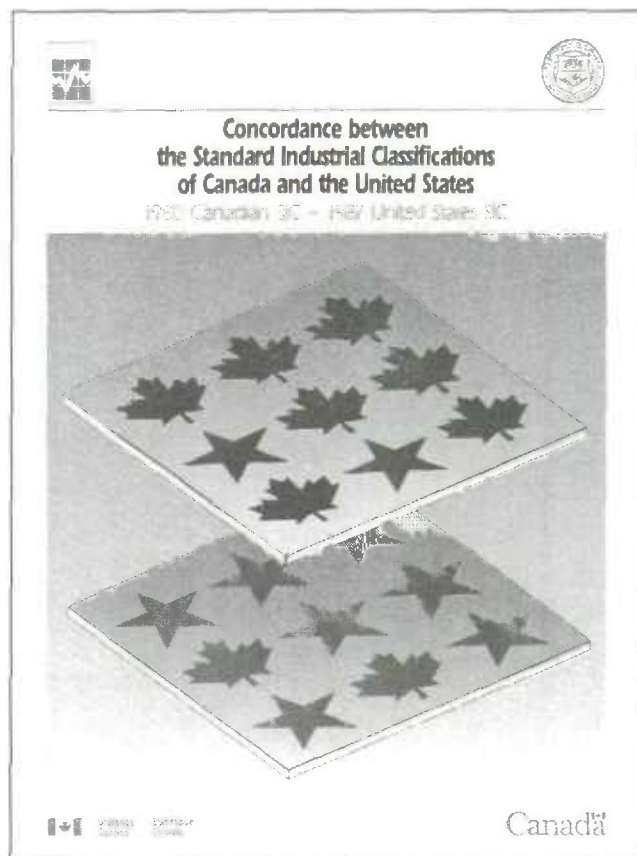
This publication presents a concordance that identifies the differences between the 1980 Canadian Standard Industrial Classification and the 1987 United States Standard Industrial Classification and provides a standard for relating establishment-based statistical data for the two countries. The tables show the relationship between the four levels of the two classifications. The explanatory notes describe the assignment of the activities of an industry class when it relates to more than one class of the other classification.

Per Issue

Canada: \$40.00

United States: US\$48.00

Other Countries: US\$56.00



12-578E

Canadian export classification (based on the Harmonized System) / Statistics Canada, International Trade Division. 618 p. 28 cm. 1987. E. and F.

ISBN 0-660-12492-0.

DDC 382/.0971/0012.

Commencing January 1, 1988, Canadian exporters or their agents will be required to assign an export Harmonized System (H.S.) number to all export transactions. This publication which lists all possible export H.S. codes and their accompanying descriptions is therefore an essential tool in the preparation of customs export documentation. To assist in coding, the publication's introduction includes, among other things, an outline of the classification structure, an overview of the classification of goods, and the general rules for the interpretation of the Harmonized System.

Per Issue

Canada: \$35.00

United States: US\$48.00

Other Countries: US\$48.00

GENERAL AND REFERENCE

12-579E

Canadian export-import alphabetical index (based on the Harmonized System) / Statistics Canada, International Trade Division. 298 p. 28 cm. 1987. E. and F.

ISBN 0-660-12493-9.

DDC 382/.0971/0012.

This publication has been designed to be used in conjunction with both the *Canadian tariff and imports statistics nomenclature aligned to the structure of the Harmonized commodity description and coding system*, published by Revenue Canada (catalogue RV-57-1-1-1987E) and the *Canadian export classification (based on the Harmonized System)* (12-578E). Its purpose is to facilitate the selection of the correct ten-digit import Harmonized System (H.S.) classification number and/or eight-digit export H.S. number based on the user's understanding of a commodity description. Approximately 17,000 product rulings are listed employing the key word principle in determining the alphabetic placement of an individual product descriptor.

Per Issue

Canada: \$35.00

United States: US\$48.00

Other Countries: US\$48.00

12-580E

Standard classification of goods, 1988 : based on the Harmonized Commodity Description and Coding System / Statistics Canada, Standards Division. 1 v. (loose leaf). 29 cm. 1988. E. and F.

ISBN 0-660-13042-4.

DDC 338/.02/012.

This publication classifies commodities according to an eight-digit structure. It is based upon the international Harmonized Commodity Description and Coding System, and separately identifies the classes used to collect statistics for imports, exports and production. The publication includes historical information, interpretive notes, and links to classifications used for 1987 data. The Standard Classification of Goods (SCG) is updated annually, by a series of amendments. The 1989 amendment contains a list of the codes changed and a set of replacement pages (available for \$37.00 in Canada and \$44.00 elsewhere).

Per Issue

Canada: \$81.00

United States: US\$102.00

Other Countries: US\$102.00

12-602E

Survey sampling : a non-mathematical guide / by A. Satin and W. Shastry. 69 p. 28 cm. 1983. E. and F.

ISBN 0-660-11224-8.

DDC 300/.723.

This publication describes the concepts and methods of survey sampling in a non-mathematical context. It gives first time or occasional survey researchers, social science students and those involved in contracting survey research a good basic understanding of common methods and practices used in sample design.

Per Issue


Canada: \$30.00

United States: US\$36.00

Other Countries: US\$36.00

COMPREHENSIVE STUDIES

13-001



National income and expenditure accounts. Quarterly. First issue 1953. Bilingual. (System of national accounts).

ISSN 0318-708X.

DDC 339.371.

Each quarter, this publication gives a comprehensive statistical picture of Canadian economic developments. The focus is on Canada's gross domestic product,

GENERAL AND REFERENCE

including such components as consumer spending, business investment, exports, labour income, corporation profits, farm income, government spending and prices. The publication begins with an overview article, reviewing and analyzing economic developments in the most recent quarter. Most issues also contain a second, more technical article explaining national accounts methodology or analyzing a particular aspect of the economy. The main body of the publication consists of 31 statistical tables containing seasonally adjusted quarterly data for the most recent eight-year period.

	<i>Per Issue</i>	<i>Per Year</i>
<i>Canada:</i>	\$20.00	\$80.00
<i>United States:</i>	US\$24.00	US\$96.00
<i>Other Countries:</i>	US\$28.00	US\$112.00

13-001 Publication and diskette package (10-294)

The diskettes are offered as a supplement for subscribers to 13-001. They include all the data in 13-001, historical data beginning in 1947, a description of the series and a users' manual. Please note that the diskettes are available either on the day of release or at a reduced cost after 7 days. **Note:** For further information, contact Mitzi Ross (613) 951-3819.

	<i>Per Issue (release day)</i>	<i>After 7 days</i>
<i>Canada:</i>	\$580.00	\$180.00
<i>United States:</i>	US\$696.00	US\$216.00
<i>Other Countries:</i>	US\$812.00	US\$232.00

13-001 Facsimile service

In response to client demand for more timely reception of the *National Income and Expenditure Accounts* quarterly estimates (catalogue 13-001), the National Accounts and Environment Division has initiated a facsimile service to provide the data published in *The Daily* on the day of release at 8:30 a.m. (E.S.T.). **Note:** For further information, contact Mitzi Ross (613) 951-3819.

	<i>Per Issue</i>	<i>Per Year</i>
<i>Canada:</i>	\$60.00	\$100.00
<i>United States:</i>	US\$72.00	US\$120.00
<i>Other Countries:</i>	US\$84.00	US\$140.00

13-002P see 13-014

13-014

Financial flow accounts. Quarterly. First issue 1988. Bilingual.

ISSN 0380-0938.

DDC 339.2/6/0971.

The publication presents quarterly saving and capital expenditure data linked to borrowing and lending in a variety of financial instruments. Financial transactions are shown for the various sectors of the economy, such as

persons and unincorporated business, financial and non-financial corporations, governments and a rest-of-the-world sector. (Previously 13-002 and 13-002P: 13-002P changed to 13-014 and absorbed 13-002).

	<i>Per Issue</i>	<i>Per Year</i>
<i>Canada:</i>	\$12.50	\$50.00
<i>United States:</i>	US\$15.00	US\$60.00
<i>Other Countries:</i>	US\$17.50	US\$70.00

13-201

National income and expenditure accounts, annual estimates. Annual. First issue 1938/1944. Bilingual. (System of national accounts).

ISSN 0703-0037.

DDC 339.371.

This publication provides a comprehensive annual perspective on the Canadian economy. The subject matter is similar to, but much more detailed than that in publication 13-001. The focus is on Canada's gross domestic product and four major sectors of the economy: households, businesses, governments and non-residents. Industrial and provincial distributions are provided for several aggregates and there is a thorough financial statement for the various levels of government in Canada. The publication includes an article reviewing and analyzing the latest data revisions. The main body of the publication consists of more than 70 statistical tables, extensively footnoted and cross-referenced, containing annual data for the most recent twelve-year period.

	<i>Per Issue</i>
<i>Canada:</i>	\$39.00
<i>United States:</i>	US\$47.00
<i>Other Countries:</i>	US\$55.00

13-201 Publication and diskette package (10-297)

The diskettes are offered as a supplement for subscribers to 13-201. They include all the data in 13-201, historical data beginning in 1926, a description of the series and a users' manual. **Note:** For further information, contact Mitzi Ross (613) 951-3819.

	<i>Per Issue</i>
<i>Canada:</i>	\$119.00
<i>United States:</i>	US\$143.00
<i>Other Countries:</i>	US\$151.00

13-201 Facsimile service

Please see the *Facsimile service* listed under 13-001.

13-207

Income distributions by size in Canada. Annual. First issue 1971. Bilingual.

ISSN 0575-8750.

DDC 339.2/2/0971.

GENERAL AND REFERENCE

This publication provides estimates of family and individual incomes by size of income, major source of income, region/province, sex and other characteristics. It includes income shares by quintile and incidence and characteristics of low income families and unattached individuals. Statistics are derived from the Survey of Consumer Finances conducted annually since 1972. The report also includes a data analysis, definitions, data quality, a survey questionnaire and a bibliography.

Per Issue

Canada:	\$40.00
United States:	US\$48.00
Other Countries:	US\$56.00

13-208

Family incomes, census families. Annual. First issue 1971. Bilingual.

ISSN 0703-7368.

DDC 339.2/0971.

This publication shows the distribution of census families and persons not in families by size of income, major source of income, region/province, age, sex and other characteristics. The census family concept used is identical to that of the Canadian census. Statistics are derived from the Survey of Consumer Finances conducted annually since 1972. Definitions and a bibliography are included.

Per Issue

Canada:	\$19.00
United States:	US\$23.00
Other Countries:	US\$27.00

13-210

Income after tax, distributions by size in Canada. Annual. First issue 1971. Bilingual.


ISSN 0319-0374.

DDC 339.2/0971.

Income distributions for families, unattached individuals and all persons with income are shown on an after-tax basis by selected characteristics such as region, age and sex. Income after tax is defined as total money income less income tax paid. Statistics are derived from the Survey of Consumer Finances conducted annually since 1972. Data analysis, definitions, data quality and a bibliography are included.

Per Issue

Canada:	\$25.00
United States:	US\$30.00
Other Countries:	US\$35.00



13-211

Fixed capital flows and stocks. Annual. First issue 1926/1973. Last issue 1987. Bilingual. **Discontinued.**

ISSN 0317-5154.

DDC 332/.0414/0971.

This annual publication covers the most recent five years of capital flow and stock data by industry (1970 Standard Industrial Classification). Estimates of capital formation, capital consumption allowances and gross and net stock, in both current and constant (1971) dollars, are given for building, engineering and machinery and equipment assets. Price indexes for capital expenditures on plant and equipment for industry are also presented. It includes definitions, a short description of the methodology and a list of related publications. **Note:** This publication is now discontinued. Detailed national and provincial figures are available on request. For further information, contact Richard Landry (613) 951-2579 or Rose Krakower (613) 951-2765, National Wealth and Capital Stock Section, Investment and Capital Stock Division.

GENERAL AND REFERENCE

Price: This publication is out of print and no longer available for sale. It can however be consulted in Regional Reference Centres and depository libraries across Canada. (See appendices for a list.)

13-213

Provincial economic accounts, annual estimates. Annual. First issue 1961/1976. Bilingual. (System of national accounts).

ISSN 0847-0359.

DDC 336.71.

This publication provides a regional perspective on Canadian economic developments. It includes separate sets of statistical tables, organized in a manner similar to those in publication 13-001, for each of the twelve provinces and territories. The focus is on each region's gross domestic product, final domestic demand, personal disposable income and government sector accounts. The publication begins with an article outlining concepts and methods and reviewing regional economic developments in the most recent year. The main body of the publication consists of 19 statistical tables, for each of Canada as a whole and the twelve provinces and territories, containing annual data for the most recent five-year period.

Per Issue

Canada:	\$40.00
United States:	US\$48.00
Other Countries:	US\$56.00

13-213 Publication and diskette package (10-299)

The diskettes are offered as a supplement for subscribers to 13-213. They include all the data in 13-213, historical data beginning in 1961, a description of the series and a users' manual. **Note:** For further information, contact Mitzi Ross (613) 951-3819.

Per Issue

Canada:	\$120.00
United States:	US\$144.00
Other Countries:	US\$152.00

13-213 Facsimile service

Please see the *Facsimile service* listed under 13-001.

13-213P

Provincial economic accounts, preliminary estimates. Annual. First issue 1988. Bilingual. (System of national accounts)

ISSN 0706-3083.

DDC 336.71.

This publication contains preliminary estimates for the main statistical series in publication 13-213 and is available five months after the reference year. The focus is on each region's final domestic demand and gross domestic product. The components of final domestic demand are measured both at current prices and at

constant 1986 prices and there is a set of implicit price indexes. Factor incomes such as wages and salaries, corporation profits and farm income are also presented. There are five tables for each of Canada and the 12 provinces and territories. The publication also includes an article outlining data sources and methods and highlighting regional economic developments during the year.

Per Issue

Canada:	\$26.00
United States:	US\$31.00
Other Countries:	US\$36.00

13-213S

Provincial economic accounts : historical issue, 1961-1986 / Statistics Canada, Income and Expenditure Accounts Division. (System of national accounts). 465 p. 28 cm. 1988. Bilingual.

ISBN 0-660-53432-0.

DDC 336.71.

This is a special issue of publication 13-213 which was released following the historical revision to the System of National Accounts in 1986. It contains an article describing the concepts and methods of the provincial accounts system, and presenting the highlights of the historical revision and the estimates for 1986. A glossary of provincial accounts terms is also included. The statistical tables include complete annual data for the Provincial Economic Accounts beginning at their origin in 1961 and ending in 1986. See the description of publication 13-213 for more information about the contents of these statistical tables.

Per Issue

Canada:	\$70.00
United States:	US\$80.00
Other Countries:	US\$80.00

13-213S Publication and diskette package (10-295)

The diskettes are offered as a supplement to subscribers to 13-213S. They include all the data in 13-213S, a description of the series, plus software to aid in manipulating the data. Please note that the diskettes are embargoed until seven days after the official release of the data. **Note:** For further information, contact Mitzi Ross (613) 951-3819.

Price : Out of print

13-214

Financial flow and national balance sheet accounts. Annual. First issue 1961/1984. Bilingual. (System of national accounts).

ISSN 0825-9216.

DDC 339.2/6/0971.

This annual publication provides data for national and sectoral wealth and net worth in the form of annual balance sheets for the total economy and its component

GENERAL AND REFERENCE

sectors. Sector aggregations and tangible and financial asset and liability categories are reconcilable to quarterly financial flow account transactions, also included in the publication. CANSIM reference numbers are provided for all series.

	<i>Per Issue</i>
Canada:	\$35.00
United States:	US\$42.00
Other Countries:	US\$49.00

13-215

Characteristics of dual-earner families. Annual. First issue 1991. Bilingual.

ISSN 1188-1879.

Incorrect ISSN (0575-8750) printed in the publication.

DDC 331.4/3/0971.

The purpose of this annual report is to highlight those families where both spouses work, to explore various characteristics of these families and to compare them with other kinds of husband-wife families.

	<i>Per Issue</i>
Canada:	\$25.00
United States:	US\$30.00
Other Countries:	US\$35.00

13-216

Income estimates for subprovincial areas. Annual. First issue 1983. Bilingual.

ISSN 0825-124X.

DDC 339.2/0971.

Two kinds of income estimates, money income and personal income are shown for subprovincial areas, counties or census divisions, and census metropolitan areas on an aggregate and per capita basis. Money income is disaggregated by source of income; income taxes assessed and money income after taxes are also given. Personal income is a broader income measure based on national accounts concepts. As well, personal disposable income (personal income minus taxes) is given.

	<i>Per Issue</i>
Canada:	\$27.00
United States:	US\$32.00
Other Countries:	US\$38.00

13-217

Earnings of men and women. Annual. First issue 1984. Bilingual.

ISSN 0829-6235.

DDC 331.2/971.

This publication shows annual earnings by sex. Earnings distributions are shown for men and women by province, age, education, occupation and work experience. Also presented are data on the earnings contributions of

husbands and wives to family income. Statistics are derived from the Survey of Consumer Finances conducted annually since 1972.

	<i>Per Issue</i>
Canada:	\$25.00
United States:	US\$30.00
Other Countries:	US\$35.00

13-218

Household facilities by income and other characteristics. Annual. First issue 1986. Bilingual.

ISSN 0226-4560.

DDC 339.4/1/0971.

This annual examines, in private households, relationships between income and household facilities and equipment, by region, household type, age of head and size of area, and between monthly cash rent and annual income. It also provides selected statistics on low income households. The publication includes data analysis, definitions, data quality, a survey questionnaire and a bibliography.

	<i>Per Issue</i>
Canada:	\$35.00
United States:	US\$42.00
Other Countries:	US\$49.00

13-531

National income and expenditure accounts : annual estimates, 1926-1986 / Statistics Canada, Income and Expenditure Accounts Division. (System of national accounts). 241 p. 28 cm. 1988. Bilingual.

ISBN 0-660-53422-3.

DDC 339.371.

This is a special issue of publication 13-201 which was released following the historical revision to the System of National Accounts in 1986. It contains an article summarizing the important aspects of the historical revision, a glossary of national accounts terms, and complete data for all 75 tables in the annual National Income and Expenditure Accounts beginning at their origin in 1926 and ending in 1986. See the description of publication 13-201 for more information about the contents of these statistical tables.

	<i>Per Issue</i>
Canada:	\$50.00
United States:	US\$52.00
Other Countries:	US\$52.00

13-531 Publication and diskette package (10-296). Discontinued.

The diskettes are offered as a supplement to subscribers to 13-531. They include all the data in 13-531, a description of the series, plus software to aid in manipulating the data. Please note that the diskettes are embargoed until seven days after the official release of

GENERAL AND REFERENCE

the data. **Note:** This package is no longer available. The data are now available in *13-001 Publication and diskette package (10-294)*. For further information, please contact Mitzi Ross (613) 951-3819.

Price : Out of print

13-533

National income and expenditure accounts : quarterly estimates, 1947-1986 / Statistics Canada, Income and Expenditure Accounts Division. (System of national accounts). 210 p. 28 cm. 1989. Bilingual.

ISBN 0-660-53421-5.

ODC 339.371.

This is a special issue of publication 13-001 which was released following the historical revision to the System of National Accounts in 1986. It contains complete data for all 23 tables in the quarterly seasonally adjusted National Income and Expenditure Accounts, beginning at their origin in 1947 and ending in 1986. See the description of publication 13-001 for more information about the contents of these statistical tables.

Per Issue

Canada:	\$50.00
United States:	US\$60.00
Other Countries:	US\$60.00

13-533 Publication and diskette package (10-298). Discontinued.

The diskettes are offered as a supplement to subscribers to 13-533. They include all the data in 13-533, textual descriptions for the series, plus software to aid in manipulating the data. Please note that the diskettes are embargoed until seven days after the official release of the data. This package is no longer available. The data are now available in *13-001 Publication and diskette package (10-294)*. For further information, please contact Mitzi Ross (613) 951-3819.

Price : Out of Print

13-548 see 13-588 no. 2

13-568

Fixed capital flows and stocks, historical, 1936-1983 / Statistics Canada, Construction Division. 286 p. 28 cm. 1983. Bilingual.

ISBN 0-660-52232-2.

DDC 332/.0414/0971.

This publication presents for the period 1936 to 1983, in current and constant (1971) dollars, estimates of capital formation, capital consumption allowances and capital stocks for both the residential and non-residential sectors (the latter being broken down into manufacturing and non-manufacturing industry groupings). It also provides price indexes (1971 = 100) for the same period for capital expenditure on plant and equipment. It contains a list of

CANSIM matrices, related publications and an explanatory introduction.

Per Issue

Canada:	\$15.90
United States:	US\$19.10
Other Countries:	US\$19.10

13-578

Wealth of families with working wives, 1977 / by A. Rashid. 156 p. 28 cm. 1983. Bilingual.

ISBN 0-660-51854-6.

DDC 339.2/2/0971.

This study estimates the impact of wife's work status on family wealth through an analysis of comparative wealth positions of working-wife and non-working-wife families. It also discusses differences in home-ownership, value of owner-occupied homes, mortgage debt, and business/farm/professional equities between families with and without working wives. Data analysis, definitions, data quality, and a bibliography are included.

Per Issue

Canada:	\$8.45
United States:	US\$10.15
Other Countries:	US\$10.15

13-579

Historical tables for census education data 1971, 1976 and 1981 : Canada, regions, provinces. 156 p. 28 cm. 1984. Bilingual.

ISBN 0-660-51859-7.

DDC 304.6/0971.

This bulletin brings together education data from the 1971, 1976 and 1981 population censuses on highest level of schooling, university certificates and degrees, trades/vocational training, median years of schooling and school attendance. It also shows selected education related socio-economic data such as labour force activity, industry, occupation, income, immigration status, internal mobility, nuptiality and religion. Data analysis, definitions and a bibliography are included.

Per Issue

Canada:	\$8.85
United States:	US\$10.60
Other Countries:	US\$10.60

13-579S

Supplement to "Historical tables for census education data 1971, 1976 and 1981" / Statistics Canada, Housing, Family and Social Statistics Division. 76 p. 28 cm. 1985. Bilingual.

ISBN 0-660-52857-6.

DDC 304.6/0971.

This publication contains tables providing additional data to corresponding tables in the 1981 census publication,

GENERAL AND REFERENCE

Population, Historical tables for census education data, 1971, 1976 and 1981, regarding median years of schooling, labour force participation rates and average income.

Price: This publication is out of print and no longer available for sale. It can however be consulted in Regional Reference Centres and depository libraries across Canada. (See appendices for a list.)

13-580

The distribution of wealth in Canada, 1984 / Statistics Canada, Labour and Household Surveys Analysis Division. 85 p. 28 cm. 1986. Bilingual.

ISBN 0-660-52877-0.

DDC 339.2/2/0971.

This report describes the wealth distribution of Canadian households according to a wide range of socio-demographic characteristics including, for example, region, income, age and sex. As well, the composition of wealth, in terms of home value, bank deposits, stocks/shares and vehicles, is given by income, region and age. The data were collected through personal interview with a sample of approximately 15,000 households. The previous survey was conducted in 1977.

Per Issue

Canada:	\$25.00
United States:	US\$26.50
Other Countries:	US\$26.50

13-581E

Charting Canadian incomes, 1951-1981. 28 p. 26 cm. 1984. E. and F.

ISBN 0-660-11507-7.

DDC 339.2/2/0971.

A collection of charts summarizing the income experience of Canadians indicates that average real income of families increased steadily from 1951 to 1976 but thereafter has levelled off. The effects of number of earners, age, sex, family size and regional differences on income are also studied in a historical context. Includes glossary and bibliography.

Price: Back Issue

13-584

Characteristics of high income families, 1980 / by A. Rashid. 97 p. 28 cm. 1986. Bilingual.

ISBN 0-660-52875-4.

DDC 305.5/234/0971.

Based on data from the 1981 Census, the publication examines the sources and composition of the income of families which, ranked by size of family income in 1980, formed the top one per cent of all families. It also analyzes the families' socio-demographic and economic characteristics: life cycle, educational attainment, work patterns, etc. It includes a brief examination of the changes in some of the characteristics and composition of income of rich families between 1970 and 1980.

Per Issue

Canada:	\$20.00
United States:	US\$21.00
Other Countries:	US\$21.00

13-585E

A guide to the financial flow and national balance sheet accounts / Statistics Canada, International and Financial Economics Division, Financial Flows Section. 155 p. 28 cm. 1989. E. and F.

ISBN 0-660-12077-1.

DDC 339.2/6/0971.

Overview of the conceptual framework, methodology and presentation of the two related sets of financial accounts. Transaction (asset and liability) categories and sectors are defined and data sources are discussed.

Per Issue

Canada:	\$36.00
United States:	US\$37.00
Other Countries:	US\$37.00

13-588 no. 1

Changes in the distribution of wealth in Canada, 1970-1984 / by G. Oja (Income analytic report no. 1). 39 p. 28 cm. 1987. Bilingual.

ISBN 0-660-53414-2.

DDC 339.2/2/0971.

The results from three independent surveys conducted in 1970, 1977 and 1984 are examined to identify changes in the distribution of wealth among Canadian households. The composition of wealth - home or business equity, value of vehicles, financial assets or debts - is analyzed according to quintile groups based on income or wealth and the age of the family head.

Per Issue

Canada:	\$12.00
United States:	US\$13.00
Other Countries:	US\$13.00

13-588 no. 2

Pensions and incomes of the elderly in Canada, 1971-1985 / by G. Oja in collaboration with R. Love. (Income analytic report no. 2) 118 p. 28 cm. 1988. Bilingual.

ISBN 0-660-53427-4.

DDC 332.024/0565.

This report examines changes in the income sources of Canada's elderly population using data from the Survey of Consumer Finances. It focuses on private pension and investment income and the trends that have taken place since 1971. Also featured is a demographic profile of the elderly according to these income sources. (Quote catalogue no. 13-548 when ordering.)

GENERAL AND REFERENCE

	<i>Per Issue</i>
<i>Canada:</i>	\$24.00
<i>United States:</i>	US\$25.00
<i>Other Countries:</i>	US\$25.00

13-588 no. 3

The characteristics of dual-earner families / by Maureen Moore. (Income analytic report no. 3). 79 p. 28 cm. 1989. Bilingual.

ISBN 0-660-54214-5.

DDC 331.4/3/0971.

This study looks at the widespread increases over the past 20 years in the participation of wives in the labour force. Based on Survey of Consumer Finances data, the study examines the links between occupation, education, fertility and marriage. It also discusses some of the issues affecting dual-earner families (increased family income, daycare). (Quote catalogue no. 13-601 when ordering.)

	<i>Per Issue</i>
<i>Canada:</i>	\$25.00
<i>United States:</i>	US\$30.00
<i>Other Countries:</i>	US\$30.00

13-588 no. 4

The changing profile of Canadian families with low incomes, 1970-1985 / by Abdul Rashid. (Income analytic report no. 4) 59 p. 28 cm. 1990. Bilingual.

ISBN 0-660-54864-X.

DDC 339.4/6/0971.

This paper reviews the position of the families forming the lowest income decile, that is, those families which make up the bottom tenth of the income scale. The paper investigates the composition of the decile by family structure, the characteristics of its constituent families and the changes over time in them. The data presented are from the 1971 and 1986 censuses of Canada and cover the calendar years 1970 and 1985.

	<i>Per Issue</i>
<i>Canada:</i>	\$30.00
<i>United States:</i>	US\$36.00
<i>Other Countries:</i>	US\$42.00

13-589E

A user guide to the Canadian system of national accounts / by John D. Randall. 106 p. 28 cm. 1989. E. and F.

ISBN 0-660-13257-5.

DDC 339.3/0971.

This publication is a further step in Statistics Canada's initiative to promote the understanding and use of key economic series published by the organization. For the first time, all components of the Canadian System of National Accounts are defined and discussed under one

cover. The report covers some principal national accounting tenets and embraces input-output, income and expenditure, financial flows, national balance sheets, balance of payments and the international investment position as well as the key concepts of each component. This publication also devotes a chapter on certain classic issues, and possible extensions and modifications to the System and some more recent concerns about the System of National Accounts. This book is intended for use by those working in the field as a general reference guide, and for outside users as an introduction to the availability and contents of the Canadian System of National Accounts.

	<i>Per Issue</i>
<i>Canada:</i>	\$25.00
<i>United States:</i>	US\$30.00
<i>Other Countries:</i>	US\$30.00

13-601 see 13-588 no. 3

SOURCES AND METHODS SERIES

13-603E no. 1

Guide to the income and expenditure accounts / Statistics Canada, System of National Accounts Branch, Income and Expenditure Accounts Division. 164 p. 28 cm. 1990. E. and F.

ISBN 0-660-13607-4.

DDC 339.371.

This publication is the first in a series to be published over the next few years. This series will fully document Canada's system of national and provincial accounts. Other volumes will deal with particular parts of the system in greater depth. This publication presents an overview of Canada's Income and Expenditure Accounts, including: an outline of the concepts and definitions; an explanation of the sources of information and statistical methods used; a glossary of terms and a broad compilation of other facts about the accounts. In addition, a full chapter is devoted to assessing the quality of the estimates.

	<i>Per Issue</i>
<i>Canada:</i>	\$35.00
<i>United States:</i>	US\$42.00
<i>Other Countries:</i>	US\$49.00

14-201 see 15-204


SNA INDUSTRY AND COMMODITY STATISTICS

Publications with a catalogue number prefix 15 contain industry and/or commodity information which has been integrated within the System of National Accounts (SNA). SNA publications which are not industry and/or

GENERAL AND REFERENCE

commodity oriented are published under catalogue number prefix 13. SNA industry and commodity groupings may differ from other Statistics Canada official classifications such as the Standard Industrial Classification (SIC). These differences ensure that SNA variables are defined consistently over time and across SNA industry and commodity classifications. In addition, integration of source data within the SNA framework ensures consistency in statistical terms. Nevertheless, SNA industry and commodity definitions are uniquely defined in terms of the other official classification structures.

15-001



Gross domestic product by industry. Monthly. First issue, Jan. 1987. Bilingual. (System of national accounts).

ISSN 0711-852X.

DDC 339.371.

The publication contains monthly, quarterly, and annual estimates of gross domestic product for 183 industries, including aggregates and special industry groupings. Estimates are available nationally and seasonally adjusted, in millions of dollars at 1981 prices, for the current year and the previous year. The June issue

contains historical data covering the most recent several years. A brief text provides analytical highlights, and charts of four major industry groupings are also present.

	<i>Per Issue</i>	<i>Per Year</i>
<i>Canada:</i>	\$12.70	\$127.00
<i>United States:</i>	US\$15.20	US\$152.00
<i>Other Countries:</i>	US\$17.80	US\$178.00

15-201

The input-output structure of the Canadian economy. Annual. First issue 1971/76. Bilingual. (System of national accounts).

ISSN 0226-2304.

DDC 339.2/3/0971.

This volume contains the national input-output tables at the medium level of aggregation for the most recent reference year, gross domestic product at factor cost by industry, the aggregation parameters for industries and commodities and the quality assurance ratings of the data. Beginning with the 1987 data version of this publication, the information previously published in catalogue 15-202 has been incorporated in this volume. For textual material on the input-output accounting framework, models, classification systems, definitions, concepts, sources and methods, see *The input-output structure of the Canadian economy, 1961-1981 (revised data)* (catalogue no. 15-510).

	<i>Per Issue</i>
<i>Canada:</i>	\$60.00
<i>United States:</i>	US\$72.00
<i>Other Countries:</i>	US\$84.00

15-203

Provincial gross domestic product by industry. Annual. First issue 1971/1984. Bilingual. (System of national accounts).

ISSN 0712-8762.

DDC 339.371.

The publication presents current price estimates of provincial gross domestic product at factor cost (GDP) for goods-producing industries plus education, hospitals and accommodation and food services. The constant 1971 prices provincial GDP estimates for selected industries are also shown. It provides brief descriptions of concepts, sources and methods.

	<i>Per Issue</i>
<i>Canada:</i>	\$35.00
<i>United States:</i>	US\$42.00
<i>Other Countries:</i>	US\$49.00

15-204E

Aggregate productivity measures. Annual. First issue 1946/65. E. & F. (System of national accounts).

ISSN 0317-7882.

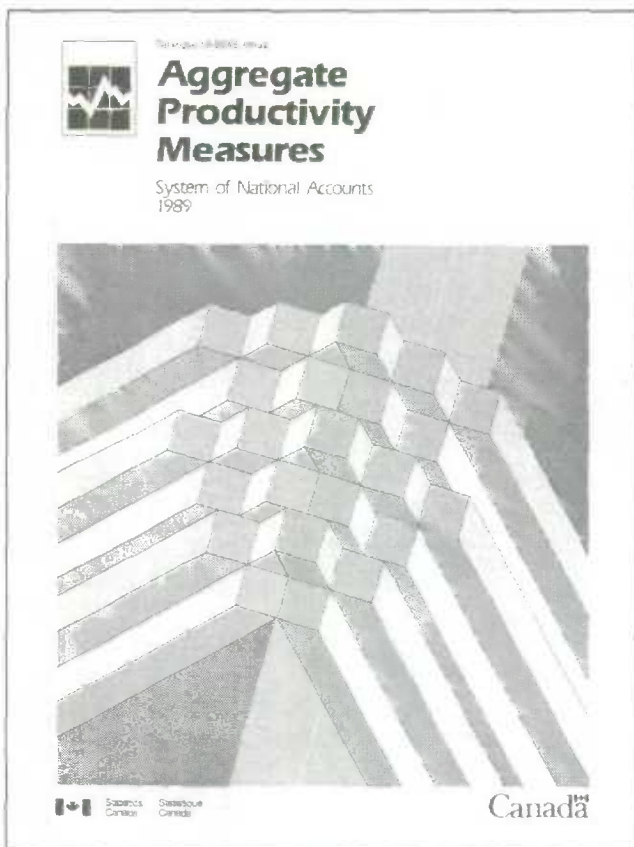
DDC 331.11/8/0971.

GENERAL AND REFERENCE

The publication contains labour productivity and experimental multifactor productivity annual estimates for several business-sector industries and aggregates at the Canada level. Measures of labour productivity by industry are complemented by corresponding measures of compensation per person, compensation per person-hour and unit labour cost. Multifactor productivity measures are available for alternative specifications of production activity. At the level of industries, productivity is available for gross output and net-gross output. At the business sector level, it is available in terms of value added. In addition, the publication presents interindustry productivity indexes for several industries and the business sector. Due to the interest in analyzing the competitiveness of Canadian industries, the publication compares the labour productivity and multifactor productivity performance of Canada and the United States based on a similar methodology. Previously 14-201.

Per Issue

Canada:	\$40.00
United States:	US\$48.00
Other Countries:	US\$56.00



15-510

The input-output structure of the Canadian economy, 1961-1981 (revised data) / Statistics Canada, Input-Output Division. (System of national accounts). 526 p. 36 cm. 1987. Bilingual.

ISBN 0-660-53419-3.

DDC 339.2/3.

This publication contains input-output tables for the period 1961 to 1981 which are the results of the latest historical revision of the various accounts which form the Canadian System of National Accounts (CSNA). It also provides the final estimates of Gross Domestic Product at factor cost by industry which establishes the contribution of each industry to the total value of production in the economy. These input-output tables constitute a data bank on the production and distribution activity of all industries in Canada which is integrated to the CSNA through the input-output accounting framework. They show who is producing what (distinguishing roughly 200 industries and 600 commodities), who is buying what (intermediate purchases by producers for the production of other commodities or final purchases by producers for the production of other commodities or final purchases by sector) and how much it costs to produce them in material, labour and capital. The introductory chapters cover the following subjects: the input-output accounting framework, the classification system, some special definitions used in the input-output tables, the sources and methods, the aggregation parameters, gross domestic product, some uses and interpretations of the tables and the input-output models used for impact analysis.

Per Issue

Canada:	\$66.00
United States:	US\$79.00
Other Countries:	US\$79.00

15-511

The input-output structure of the Canadian economy in constant prices, 1961-1981 (revised data) / Statistics Canada, Input-Output Division. (System of national accounts). 442 p. 36 cm. 1987. Bilingual.

ISBN 0-660-52891-6.

DDC 339.2/3/0971.

This publication contains input-output tables in constant prices for the period 1961 to 1981 which are the results of the latest historical revision of the various accounts which form the Canadian System of National Accounts (CSNA). It also provides the final estimates of Real Gross Domestic Product at factor cost by industry which establishes the contribution of each industry to the total volume of production in the economy. These tables constitute a data bank on the production and distribution activity of all industries in Canada which is integrated to the CSNA through the input-output accounting framework. They show who is producing what (distinguishing roughly 200 industries and 600

GENERAL AND REFERENCE

commodities), who is buying what (intermediate purchases by producers for the production of other commodities or final purchases by sector) and how much it costs to produce them in material, labour and capital. The introductory chapters cover the following subjects: the input-output accounting framework, the nature, sources and methods of deflation, Gross Domestic Product and the aggregation parameters.

Per Issue

<i>Canada:</i>	\$66.00
<i>United States:</i>	US\$79.00
<i>Other Countries:</i>	US\$79.00

15-512

Gross domestic product by industry (1981=100), 1961-1980 / Statistics Canada, Industry Measures and Analysis Division, Monthly Measures Section. (System of national accounts). 219 p. 28 cm. 1987. Bilingual.

ISBN 0-660-53412-6.

DDC 339.371.

Gross domestic product by industry at factor cost in 1981 prices by month and by quarter, seasonally adjusted at annual rates, and annual data, in millions of dollars, 1961-1980 for Canada.

Per Issue

<i>Canada:</i>	\$60.00
<i>United States:</i>	US\$72.00
<i>Other Countries:</i>	US\$84.00

SEASONAL VARIATIONS

16-502

Seasonal variations in the Canadian economy : retail trade / Statistics Canada, Time Series Research and Analysis Division. 160 p. 28 cm. 1985. Bilingual.

ISBN 0-660-52856-8.

DDC 381/.1/0971.

The study analyzes seasonal fluctuations in economic activity focusing on the retail trade sector. It presents data from 1972 to 1982 for 28 kinds of businesses as well as regional breakdowns of retail sales. The publication adopts a practical approach to the complicated task of seasonal analysis of current sales, and of creating an index of seasonal variation.

Per Issue

<i>Canada:</i>	\$25.00
<i>United States:</i>	US\$26.50
<i>Other Countries:</i>	US\$26.50

SMALL AREA DATA

17-202 to 17-206

Demographic and income statistics for postal areas. Annual. First issue 1987. Bilingual.

ISSN 0840-8491.

DDC 339.2/2/0971.

This annual publication brings together various demographic and socio-economic characteristics of tax filers for more than 7,000 postal areas across Canada. Its primary objective is to provide key socio-economic indicators for a number of uses such as marketing, direct mailing, social service planning, regional analysis, provincial and municipal planning, etc. Among the 30 different characteristics provided are the age and sex of tax filers, a distribution of tax filers by level of income, the median income and how it compares to the income reported five years earlier. In addition, each of the 7,000 postal area's median income is compared to the provincial and Canadian figures. This reference manual also includes a special appendix which provides a cross-reference of postal codes, thus facilitating the identification of place names. Also featured is a special highlights section which takes a close look at some of the major trends that have taken place at the national, provincial and regional levels in 1988. This publication is available in five versions: Canada (17-202); Atlantic provinces (17-203); Quebec (17-204); Ontario (17-205) and Western provinces and the Territories (17-206).

17-202 Canada

Per Issue

<i>Canada:</i>	\$331.00
<i>United States:</i>	US\$397.00
<i>Other Countries:</i>	US\$463.00

17-203 Atlantic Provinces

Per Issue

<i>Canada:</i>	\$122.00
<i>United States:</i>	US\$146.00
<i>Other Countries:</i>	US\$171.00

17-204 Québec

Per Issue

<i>Canada:</i>	\$122.00
<i>United States:</i>	US\$146.00
<i>Other Countries:</i>	US\$171.00

GENERAL AND REFERENCE

17-205 Ontario

Per Issue

Canada:	\$122.00
United States:	US\$146.00
Other Countries:	US\$171.00

17-206 Western Canada and Territories

Per Issue

Canada:	\$122.00
United States:	US\$146.00
Other Countries:	US\$171.00

This publication outlines how a database on employment by size of firm was created, discusses its current status and potential, analyses the pitfalls in using it to make assertions about our current knowledge of the role of small business in the dynamics of job creation. The database, created by linking data from survey and administrative sources, is presented in a set of tabulations for 1978 and 1984 and for changes between these two years. The tabulations focus on the labour used by businesses and the data are disaggregated by size of business, life status of the business (continuous, newly identified or no longer identified) and country of control. They are tabulated by industry and by province.

Per Issue

Canada:	\$41.00
United States:	US\$43.00
Other Countries:	US\$43.00

SPECIAL STUDIES

18-501E

Developing a longitudinal database on businesses in the Canadian economy : an approach to the study of employment / Statistics Canada, Business Microdata Integration and Analysis. 127 p. 28 cm. 1988. E. and F.

ISBN 0-660-12669-9.

DDC 331.11/07/2071.

PRIMARY INDUSTRIES

Contents	Page
Primary Industries	
21 Farm Income, Value and General Production	31
22 Farm Crops	33
23 Farm Livestock and Animal Products	34
25 Forestry	35
26 Mining	36

FARM INCOME, VALUE AND GENERAL PRODUCTION

21-001

Farm cash receipts. Quarterly. First issue, Jan./July 1940. Bilingual.

ISSN 0703-7945.

DDC 338.1/3/0971.

This publication contains farm cash receipt estimates for individual crop, livestock and direct program payments. Cumulative quarterly data for the current and previous year are published by province and at the national level. The publication also includes some analysis and explanatory notes on concepts and methods.

	Per Issue	Per Year
Canada:	\$11.00	\$44.00
United States:	US\$13.25	US\$53.00
Other Countries:	US\$15.50	US\$62.00

21-522E

Farming facts. Annual. First issue 1980. E. and F.

ISSN 0835-6246.

DDC 338.1/0971.

Reference report covering highlights on virtually every kind of Canadian agricultural activity - from oilseed production to honey and wax production. This publication delivers up-to-date statistics on crops, livestock, poultry, farm cash receipts, investment and expenses.

	Per Issue
Canada:	\$3.00
United States:	US\$4.00
Other Countries:	US\$4.00

AGRICULTURE WORKING PAPERS

21-601E no. 4

An overview of the Canadian oilseed industry / Glenn Lennox. (Working paper no. 4). 22 p. 28 cm. 1984. E. and F.

ISBN 0-660-11658-8.

DDC 338.1/7385/0971.

This paper provides an overview of the supply and disposition factors for the Canadian oilseed industry and covers oilseed production, marketing, exports, domestic processing and domestic consumption. It is intended as a complement to the tabular data compiled by the Grain Marketing Unit.

Price: This publication is out of print and no longer available for sale. It can however be consulted in Regional Reference Centres and depository libraries across Canada. (See appendices for a list.)

21-601 no. 5

Preliminary analysis of the contribution of direct government payments to realized net farm income / Lambert Gauthier. (Working paper no. 5). 80 p. 28 cm. 1984. Bilingual.

ISBN 0-660-52697-2.

DDC 338.1/871.

The publication presents an analysis of direct government payments to farmers compared to the level and variability of realized net farm income. It shows the role of direct government payments in stabilizing and/or improving the income of farmers. The total direct government payments by program and by province are shown for the years 1971-1979.

	Per Issue
Canada:	\$7.00
United States:	US\$8.40
Other Countries:	US\$8.40

21-601E no. 6

Characteristics of farm entrants and their enterprises in Southern Ontario for the years 1966 to 1976 / by Jean B. Down. (Working paper no. 6). 50 p. 28 cm. 1982. E. and F.

ISBN 0-660-11346-5.

DDC 631/.09713.

The study examines farm entry from the time of farm turnover to established farming status. Data from 1966-71-76 Census of Agriculture Match are used to compare the resource allocation of farm entrants and established farmers and to describe characteristics of farm entry in Southern Ontario.

	Per Issue
Canada:	\$6.00
United States:	US\$7.20
Other Countries:	US\$7.20

21-601E no. 7

A summary of commodity programs in the United States / Allister Hickson. (Working paper no. 7). 28 p. 28 cm. 1984. E. and F.

ISBN 0-660-11646-4.

DDC 338.1/873.

PRIMARY INDUSTRIES

Commodity programs are an important factor in the U.S. and thus the Canadian and world grain production and marketing sphere. This publication reviews these programs as of May 15, 1984 to assist our users in the interpretation of grain marketing data.

Price : Out of print

21-601E no. 10

Revisions to the treatment of imputed house rents in the Canadian farm accounts, 1926-1979 / Mike Trant. (Working paper no. 10). 30 p. 28 cm. 1986. E. and F.

ISBN 0-660-11954-4.

DDC 338.1/3/0971.

This publication explains revisions in the treatment of farm house expenses. These revisions were incorporated in the farm income estimates in May 1979. The revisions involved two major changes, the first being the elimination of imputed house rent from the farm accounts and the second being the subtraction, from farm business expenses, of those costs associated with the personal use of farm dwellings. The revisions are explained through a presentation of the background regarding the logic and concepts originally used for handling farm house expenses in the accounts and through the identification of the conceptual problems inherent in the original method. This is followed by a detailed description of the revisions to the treatment of the farm expenses associated with the farm house.

Per Issue

Canada:	\$11.00
United States:	US\$12.00
Other Countries:	US\$12.00

AGRICULTURE METHODOLOGY PAPERS

21-602E no. 2

Data collection and estimating procedures of the Animal Products Unit / by Peter Beerstecher, Elizabeth Leckie. (Methodology paper no. 2). 105 p. 28 cm. 1982. E. and F.

ISBN 0-660-11151-9.

DDC 641.3/06/028.

The publication deals with the collection and estimating procedures used to gather data in the following fields: dairy, poultry and eggs, cold storage stocks of frozen foods, and furs (wildlife and ranch raised). Production, inventories, prices and disappearance are estimated for the above commodities using the methodology described in this publication.

Per Issue

Canada:	\$6.00
United States:	US\$7.20
Other Countries:	US\$7.20

21-602E no. 4

Farm operating expenses and depreciation charges : data sources, concepts and methods / by May Holbein. (Methodology paper no. 4) 71 p. 28 cm. 1982. E. and F.

ISBN 0-660-11213-2.

DDC 338.1/3/028.


This report reviews the current sources, concepts and methods which are being used in the estimation of farm operating expenses and depreciation charges. Strengths and limitations of the estimates, special adjustments, recent and proposed changes, and problems are discussed.

Per Issue

Canada:	\$6.00
United States:	US\$7.20
Other Countries:	US\$7.20

STATISTICAL COMPENDIUM

21-603E



PRIMARY INDUSTRIES

Agriculture economic statistics. Irregular. First issue 1926/1978. E. and F.

ISSN 0833-6210.

DDC 338.1/3/0971.

This publication presents estimates of eight agricultural economic indicators: farm income, farm cash receipts, farm operating expenses and depreciation charges, the index of farm production, current values of farm capital, farm debt outstanding, the farm product price index, and direct program payments. Notes on the concepts and methods are included with the basic historical data set. Twice each year updates are released which include new and revised estimates of these indicators (except for the index of farm production which was last estimated for 1985) and data highlights for the most current year.

	<i>Per Issue</i>
Canada:	\$21.00
United States:	US\$25.00
Other Countries:	US\$29.50

FARM CROPS

22-002

Field crop reporting series. Irregular. First issue, Oct. 1920. Bilingual.

ISSN 0575-8548.

DDC 338.1/73/00971.

The eight publications in this series are released at strategic points in the crop year detailing farm stocks of grain, crop area, yield and production. Stock reports detail the farm-held stocks at the provincial level and the farm-held plus commercial stocks at the Canada level for major Canadian grains. The first area report contains the surveyed planting intentions of producers while the June estimates are made after most of the seeding has been completed. Yields and levels of production by province are estimated twice, based on expectations to the end of harvest, while the November estimate is released after the harvest.

	<i>Per Issue</i>	<i>Per Year</i>
Canada:	\$12.00	\$80.00
United States:	US\$14.00	US\$96.00
Other Countries:	US\$16.00	US\$112.00

22-003

Fruit and vegetable production. Quarterly. First issue 1932. Bilingual.

ISSN 0383-008X.

DDC 338.1/7/40971.

This seasonal publication provides an overview of the Canadian fruit and vegetable production sector. Estimates of the annual commercial production of apples by variety are included. The annual commercial production and value of the major tree fruits and berries

and grapes are also available. Annual estimates of the area, yield, production and value of the major commercially grown vegetables are published. For processing vegetables, annual contracted and harvested area, production and value, and acquisitions by processors are available. For the mushroom growing industry, estimates of area, production, sales, investments and labour costs and employment are available once yearly. Statistics on the tobacco growing sector are published twice yearly. Three times a year, estimates of the area, yield, and production of potatoes are published. The value of potato production is published once yearly.

	<i>Per Issue</i>	<i>Per Year</i>
Canada:	\$18.00	\$72.00
United States:	US\$21.50	US\$86.00
Other Countries:	US\$25.25	US\$101.00

22-007

Cereals and oilseeds review. Monthly. First issue, May 1978. Bilingual.

ISSN 0820-9030.

DDC 338.1/731/0971.

The review provides a current source for grain marketing data for analysts, grain traders and members of the agri-business and farm community. Its focus is restricted to the major grains produced in Canada: wheat, durum wheat, barley, oats, corn, rye, flaxseed, canola-rape seed and soybeans, with an emphasis on supply-disposition analysis, trade, price and industrial processing data.

	<i>Per Issue</i>	<i>Per Year</i>
Canada:	\$13.80	\$138.00
United States:	US\$16.60	US\$166.00
Other Countries:	US\$19.30	US\$193.00

22-201

Grain trade of Canada. Annual. First issue 1918/19. Bilingual.

ISSN 0072-5358.

DDC 338.1/731/0971.

This publication is prepared in collaboration with the Economics and Statistics Division of the Canadian Grain Commission. It is designed to provide a summary of key data series relating to the production, marketing, handling and transportation of the major Canadian grains from the farm level to domestic and export channels.

	<i>Per Issue</i>
Canada:	\$39.00
United States:	US\$47.00
Other Countries:	US\$55.00

PRIMARY INDUSTRIES

22-202

Greenhouse industry. Annual. First issue 1955. Bilingual.

ISSN 0527-5369.

Incorrect ISSN (0527-5329) printed in the publication.

DDC 338.1/750483/0971.

This annual publication provides an overview of the Canadian greenhouse industry. Included are annual estimates of the total area under glass and plastic, months of operation and total sales. Estimates of employment, labour costs, investments, purchases of plant materials and heating fuel costs are also available. Information on the value of sales of greenhouse vegetables, flowers and ornamental plants are also published, as well as the production of flowers by variety. The publication includes analyses of the internal structure of the greenhouse industry based on total sales and type of flowers or plants produced. There is also information on the proportion of sales through various channels, and on the sales of flowers and plants through the three major Canadian auctions.

Per Issue

<i>Canada:</i>	\$26.00
<i>United States:</i>	US\$31.00
<i>Other Countries:</i>	US\$36.00

22-203

Survey of Canadian nursery trades industry. Annual. First issue 1919. Bilingual.

ISSN 0318-5184.

DDC 338.1/75969/0971.

This annual publication provides an overview of the Canadian nursery trades industry. Included are estimates of total land used for growing nursery stock or sod, labour costs and employment, purchases of plant materials and sod. Sales of nursery stock and sod are also published. Estimates of the sale of nursery stock through various channels are available. Also included is an analysis of the internal structure of the nursery stock and sod growing sector.

Per Issue

<i>Canada:</i>	\$22.00
<i>United States:</i>	US\$26.00
<i>Other Countries:</i>	US\$31.00

22-502

An overview of Canadian grain milling / Statistics Canada, Agriculture and Natural Resources Division, Crops Section. 24 p. 28 cm. 1985. Bilingual.

ISBN 0-660-52873-8.

DDC 338.4/766472/00971.

This is an overview of the Canadian flour milling industry, from a marketing/consumption perspective. Included are cereal grain production and pricing, milling technology, a statistical summary of flour milling in Canada, domestic

consumption and flour exports. It is intended as a complement to the tabular data compiled by the Grain Marketing Unit.

Per Issue

<i>Canada:</i>	\$10.00
<i>United States:</i>	US\$11.00
<i>Other Countries:</i>	US\$11.00

FARM LIVESTOCK AND ANIMAL PRODUCTS

23-001

The dairy review. Monthly. First issue 1932. Bilingual.

ISSN 0300-0753.

DDC 338.1/77/0971.

This publication is a statistical summary of the dairy situation in Canada and the provinces, including farm sales of milk for fluid and manufacturing purposes; cash receipts from farm sales; and production and stocks of creamery butter, cheddar cheese and other dairy products and by-products. Data are reported by all dairies, dairy factories and major cold storage warehouses in Canada.

Per Issue

Per Year

<i>Canada:</i>	\$12.20	\$122.00
<i>United States:</i>	US\$14.60	US\$146.00
<i>Other Countries:</i>	US\$17.10	US\$171.00

23-008

Livestock report. Quarterly. First issue, July 1979. Bilingual.

ISSN 0828-3095.

DDC 338.1/76/00971.

This publication contains estimates of the number of pigs on farms by province, at January 1, April 1, July 1 and October 1. Estimates of the number of cattle and sheep on farms appear at January 1 and July 1. Beginning at July 1, 1988, this publication also carries data by province, on sheep shorn, fleece weight and wool production. Prior to 1988, data on wool was carried in *Shorn wool production* (23-204).

Per Issue

Per Year

<i>Canada:</i>	\$16.50	\$66.00
<i>United States:</i>	US\$19.75	US\$79.00
<i>Other Countries:</i>	US\$23.00	US\$92.00

23-202

Production of poultry and eggs. Annual. First issue 1936. Bilingual.

ISSN 0068-7189.

DDC 338.1/765/00971.

This publication annually assembles charts and tables which present current and historical data on the turkey,

PRIMARY INDUSTRIES

chicken, stewing hen and egg industries in Canada. The topics covered include annual supply, disposition and per capita disappearance of poultry meat and eggs at the national level. Production and value are given for each commodity at the provincial level.

	<i>Per Issue</i>
<i>Canada:</i>	\$34.00
<i>United States:</i>	US\$41.00
<i>Other Countries:</i>	US\$48.00

23-203

Livestock and animal products statistics. Annual. First issue 1909/1919. Bilingual.
ISSN 0068-7154.
DDC 338.1/76/00971.

Quarterly provincial estimates of the numbers of pigs on farms and semi-annual estimates of the numbers of cattle and sheep on farms, by class are available in this publication. The tables provide a wide variety of information, including monthly slaughter, average prices, imports, exports, apparent per capita consumption, meat stocks and other animal products. Historical information is provided in most tables.

	<i>Per Issue</i>
<i>Canada:</i>	\$56.00
<i>United States:</i>	US\$67.00
<i>Other Countries:</i>	US\$78.00

23-207

Fur production. Annual. First issue 1919/1920. Bilingual.
ISSN 0318-787X.
DDC 338.3/729/0971.

This publication contains the number and value of wildlife pelt production for Canada, the provinces, the Northwest Territories and the Yukon, on a fur year basis. Historical information on production and value is available for both wildlife and ranch raised pelts by type. This publication also provides number and value of imports and exports of raw furs.

	<i>Per Issue</i>
<i>Canada:</i>	\$34.00
<i>United States:</i>	US\$41.00
<i>Other Countries:</i>	US\$48.00

23-208

Report on fur farms. Annual. First issue 1919. Bilingual.
ISSN 0318-7888.
DDC 338.1/7608844/0971.

This publication carries supply and disposition of fox and mink on fur farms, by province. Detailed information is carried on the number of mink and fox farms classified by number reported and by province. Number and value of mink pelts are published by colour, type and by

province. Tables provide historical data on exports and imports of furs and fur bearing animals on a calendar year basis.

	<i>Per Issue</i>
<i>Canada:</i>	\$34.00
<i>United States:</i>	US\$41.00
<i>Other Countries:</i>	US\$48.00

FORESTRY

25-001

Pulpwood and wood residue statistics. Monthly. First issue 1958. Bilingual.
ISSN 0575-9536.
DDC 338.1/74983/0971.

This publication presents monthly and cumulative data on production, consumption and inventories of pulpwood, and wood residue for Canada and the provinces.

	<i>Per Issue</i>	<i>Per Year</i>
<i>Canada:</i>	\$6.10	\$61.00
<i>United States:</i>	US\$7.30	US\$73.00
<i>Other Countries:</i>	US\$8.50	US\$85.00

25-002

Shipments of solid fuel burning heating products. Quarterly. First issue, Mar. 1982. Bilingual.
ISSN 0713-6196.
DDC 338.4/769707/0971.

This publication provides detailed information on solid fuel burning heating products. It contains quarterly and year-to-date data on the number of units shipped and their value. The data are also disaggregated by type of product such as: heating stoves, cooking stoves, prefabricated fireplaces, furnaces and residential boilers (including "add-on" and combination).

	<i>Per Issue</i>	<i>Per Year</i>
<i>Canada:</i>	\$4.75	\$19.00
<i>United States:</i>	US\$5.75	US\$23.00
<i>Other Countries:</i>	US\$6.75	US\$27.00

25-201

Logging industry. Annual. First issue 1922. Bilingual.
ISSN 0701-645X.
Incorrect ISSN (0834-440X) printed in the publication.
DDC 338.1/74982/0971.

The publication provides principal statistics of the logging industry including number of establishments, number of employees, salaries and wages, cost of fuel and electricity, cost of materials, value of shipments and value added. It also presents commodity detail by province on inputs and outputs and estimates of total forest production, by products and by province. A data analysis, definitions and notes, a bibliography and a list

PRIMARY INDUSTRIES

of establishments by province are also included. Covers SIC 0410: Logging industry.

	<i>Per Issue</i>
Canada:	\$30.00
United States:	US\$36.00
Other Countries:	US\$42.00

25-202

Canadian forestry statistics. Annual. First issue 1959. Bilingual.

ISSN 0575-805X.

DDC 338.1/749/0971.

The publication presents data on forest land by type and by tenure. It also provides forest inventories of timber by species, forest fire statistics, estimates of primary forest production, principal statistics of the logging, wood, pulp, paper and allied industries. The shipments and exports of principal commodities, the imports of roundwood, the capital and repair expenditures of the forest industries are also presented in this report. A data analysis, definitions and a bibliography are included.

	<i>Per Issue</i>
Canada:	\$27.00
United States:	US\$32.00
Other Countries:	US\$38.00

MINING

26-006

Crude petroleum and natural gas production. Monthly. First issue, Aug. 1931. Bilingual.

ISSN 0702-6846.

DDC 338.2/728/0971.

This publication estimates the production and disposition of crude petroleum and natural gas, by province, monthly and cumulative.

	<i>Per Issue</i>	<i>Per Year</i>
Canada:	\$10.00	\$100.00
United States:	US\$12.00	US\$120.00
Other Countries:	US\$14.00	US\$140.00

26-201

General review of the mineral industries, mines, quarries and oil wells. Annual. First issue 1949. Bilingual.

ISSN 0575-8645.

DDC 338.2/0971.

The review is a comprehensive final statistics of the mining industry, including the production and the value of minerals by kind and by province. It also presents historical tables of values by main groups, the average prices of leading minerals and principal statistics by

main group and by province. It includes explanatory notes and a bibliography.

	<i>Per Issue</i>
Canada:	\$22.00
United States:	US\$26.00
Other Countries:	US\$31.00

26-202

Canada's mineral production, preliminary estimates. Annual. First issue 1924. Bilingual.

ISSN 0380-7797.

DDC 338.2/0971.

The publication presents early estimates (released on the first of January) of mineral production by class and by province, quantities and values.

	<i>Per Issue</i>
Canada:	\$22.00
United States:	US\$26.00
Other Countries:	US\$31.00

26-206

Coal mines. Annual. First issue 1917. Bilingual.

ISSN 0705-436X.

DDC 338.2/724/0971.

The report presents data on the number of mines, employment, payroll, the cost of fuel and electricity, production, disposition, exports and imports, and the supply and demand of coal by province. It also includes a bibliography. Covers SIC 063: Coal Mines.

	<i>Per Issue</i>
Canada:	\$22.00
United States:	US\$26.00
Other Countries:	US\$31.00

26-213

The crude petroleum and natural gas industry. Annual. First issue 1926. Bilingual.

ISSN 0068-7103.

DDC 338.2/728/0971.

This annual publication presents data on employment, payroll, production, disposition, exports and imports and the number of establishments. It provides details on wage earners by sex, as well as statistics on reserves, drilling completions, exploration development and other geological and geophysical operations. It also includes definitions, a data analysis and a bibliography. Covers SIC 071: Crude Petroleum and Natural Gas Industry.

	<i>Per Issue</i>
Canada:	\$26.00
United States:	US\$31.00
Other Countries:	US\$36.00

PRIMARY INDUSTRIES

26-223

Metal mines. Annual. First issue 1978. Bilingual.
ISSN 0226-4595.
DDC 338.2/74/0971.

This annual publication presents data on establishments, employment, payroll, materials, supplies and contract services. It also shows the production and shipments. It includes lists of establishments showing employment size ranges, terms and definitions and a bibliography. *Covers SIC 061: Gold Mines; Uranium Mines; Iron Mines and Miscellaneous Metal Mines.*

Per Issue

Canada:	\$26.00
United States:	US\$31.00
Other Countries:	US\$36.00

26-224

Non-metal mines. Annual. First issue 1978. Bilingual.
ISSN 0226-4609.
DDC 338.2/7/0971.

The publication presents data on establishments, employment, payroll, materials and supplies used; production, shipments; drilling completed and tonnage of ore removed. It also includes a list of establishments, notes and definitions and a bibliography. *Covers SIC 062: Non-Metal Mines; Asbestos Mines; Peat Industry; Gypsum Mines; Potash Mines; Salt Mines; Other Non-Metal Mines.*

Per Issue

Canada:	\$22.00
United States:	US\$26.00
Other Countries:	US\$31.00


26-225

Quarries and sand pits. Annual. First issue 1978. Bilingual.
ISSN 0226-4617.
DDC 338.2/75/0971.

The publication presents data on establishments, employment, payroll, material, supplies, fuel and electricity used, product shipments and consumption. It includes a list of establishments, definitions and a bibliography. *Covers SIC 08: Quarries and Sand Pits; Stone Quarries; Sand and Gravel Pits.*

Per Issue

Canada:	\$22.00
United States:	US\$26.00
Other Countries:	US\$31.00



MANUFACTURING

Contents	Page
Manufacturing	
<i>Description of Reports</i>	38
31 <i>General Surveys</i>	38
32 <i>Foods, Beverages and Tobacco</i>	40
33 <i>Leather and Rubber Products</i>	45
34 <i>Textiles and Apparel</i>	45
35 <i>Wood and Furniture Products</i>	46
36 <i>Paper Products and Printing</i>	47
41 <i>Primary Metals (Manufactured) and Fabricated Metal Products</i>	48
42 <i>Machinery and Transportation Equipment</i>	50
43 <i>Electrical Equipment</i>	51
44 <i>Non-metallic Mineral Products</i>	52
45 <i>Petroleum and Coal Products</i>	52
46 <i>Chemicals</i>	53
47 <i>Miscellaneous Manufactures</i>	54

The Census of Manufactures consists of twenty industry group publications. Each of these industry group publications is comprised of a number of two-page bulletins which are released in advance of the annual summary release. The approximately 230 bulletins are identified by the general publication number and a Standard Industrial Classification number.

For example, 32-250B SIC 1011, *The Food Industry: Meat and meat products industry (except poultry)*.

The bulletins each contain three tables which provide principal operating statistics such as financial and employment data for each individual component of the industry group. These data are also aggregated for the industry group and published as a table in the group publication. In addition, the group publication contains commodity input and output data for the industry group. Users have the option of purchasing individual bulletins containing information about a specific industry or alternatively the information can be purchased as a complete set for the industry group. **Note:** All industry group bulletins have been discontinued.

Institutions assembling collections of Statistics Canada publications should note that each set of bulletins plus each industry group publication assembled together constitutes one publication and should be treated as such.

All publications from the Census of Manufactures end with either -250, -251 or -252.

GENERAL SURVEYS

31-001

Monthly survey of manufacturing. Monthly. First issue, Feb. 1947. Bilingual.
ISSN 0840-8238.

DDC 338.4/767/0971.

This publication provides estimated values of manufacturers' shipments, inventories and orders by month, based on a sample of about 11,500 establishments. Data are presented by major groups and selected individual industries as defined by the 1980 Standard Industrial Classification as well as aggregates for durable, non-durable and total manufacturing. Principal series are shown with and without adjustment for seasonal variation. Unadjusted shipment totals by province and by major groups within provinces are also shown. These data are used to monitor the business cycle in the key manufacturing sector of the economy; to evaluate and develop financial and industrial policy; and to provide market data at the detailed industry level.

	Per Issue	Per Year
Canada:	\$17.30	\$173.00
United States:	US\$20.80	US\$208.00
Other Countries:	US\$24.20	US\$242.00

31-003

Capacity utilization rates in Canadian manufacturing. Quarterly. First issue, 3rd quarter 1976. Bilingual.

ISSN 0700-1517.

DDC 338.4/567/0971.

This publication contains a series of quarterly statistical estimates of capacity utilization rates for the manufacturing sector in Canada. Capacity utilization measures, being a comparison of actual with capacity production, can facilitate the analysis of production, investment and prices. Capacity utilization rates are calculated for the Canadian manufacturing sector by major group, according to the 1980 Standard Industrial Classification, as well as for durable, non-durable and total manufacturing aggregates. The publication contains estimates of capacity utilization for the five most recent years; quarterly for the two most recent years and annual estimates for the other three years.

	Per Issue	Per Year
Canada:	\$11.00	\$44.00
United States:	US\$13.25	US\$53.00
Other Countries:	US\$15.50	US\$62.00

31-203

Manufacturing industries of Canada, national and provincial areas. Annual. First issue 1953. Bilingual.
ISSN 0382-4144.

DDC 338.4/767/0971.

This publication presents a set of principal statistics (including value of shipments, value of materials used, employment and compensation, etc.) by industry and industry group for Canada and the provinces. Also included are tables giving historical data, size ranking order lists and establishment counts by employment size. Tables showing statistics by type of organization

MANUFACTURING

and size of establishment have been included for the most recent year, starting with the 1977 issue. For the year 1987, data will be shown under an abbreviated format.

	<i>Per Issue</i>
<i>Canada:</i>	\$61.00
<i>United States:</i>	US\$73.00
<i>Other Countries:</i>	US\$85.00

31-209

Manufacturing industries of Canada, sub-provincial areas. Annual. First issue 1949. Last issue 1986. Bilingual. **Discontinued.**
ISSN 0382-4012.
DDC 338.4/767/0971.

This publication presents principal statistics for economic regions, census divisions (counties), census metropolitan areas, census agglomerations and municipalities. Industry detail is presented by industry group, and in some cases by individual industry, for all but the smaller municipalities. Employment data for separately located head offices, sales offices and other ancillary units is shown by census division, census metropolitan area, census agglomeration and municipality, along with a count of manufacturing establishments by employment size strata for individual municipalities. **Note:** Sampling not being feasible where the number of firms in the survey population is small, it is no longer possible to produce most of the numbers normally shown in sub-provincial data tables. Accordingly, it has become necessary to discontinue this publication effective with the 1987 data year. For further information, please contact Gerald Welsh (613) 951-3530.

	<i>Per Issue</i>
<i>Canada:</i>	\$61.00
<i>United States:</i>	US\$73.00
<i>Other Countries:</i>	US\$85.00

31-211

Products shipped by Canadian manufacturers. Annual. First issue 1961. Bilingual.
ISSN 0575-9455.
DDC 380.1/4567/0971.

This publication presents value and quantity of products shipped by manufacturers, classified by commodity according to the Industrial Commodity Classification (ICC), for Canada and the provinces. **Note:** This publication will not be produced for 1987. It is planned to resume publication with the 1988 issue.

	<i>Per Issue</i>
<i>Canada:</i>	\$60.00
<i>United States:</i>	US\$72.00
<i>Other Countries:</i>	US\$84.00

31-212

Consumption of containers and other packaging supplies by the manufacturing industries. Annual. First issue 1966. Bilingual. (Annual census of manufactures).
ISSN 0576-0186.
DDC 381/.456888/0971.

The publication contains consumption data of the manufacturing industries on containers by industry, as well as a detailed breakdown of this consumption.

	<i>Per Issue</i>
<i>Canada:</i>	\$26.00
<i>United States:</i>	US\$31.00
<i>Other Countries:</i>	US\$36.00

31-401

Domestic and foreign control of manufacturing, mining and logging establishments in Canada. Biennial. First issue 1969/1970. Last issue 1981. Bilingual. **Discontinued.**
ISSN 0708-4269.
DDC 338.8/8871.

This publication presents establishment data by country of control, e.g. Canada, United States and other foreign countries, from returns of Census of Manufactures and, beginning with the 1974 issue, Censuses of Mines and Logging. Data are available at various levels of disaggregation industrially and geographically. **Note:** This publication is no longer available. However data for 1981-1986 are available on a cost recovery basis. For further information, please contact: Jocelyne Bousfield, Business and Labour Market Analysis (613) 951-3612.

Price: This publication is out of print and no longer available for sale. It can however be consulted in Regional Reference Centres and depository libraries across Canada. (See appendices for a list.)

31-401P

Domestic and foreign control of manufacturing, mining and logging establishments in Canada. Biennial. First issue 1981. Last issue 1981. Bilingual. **Discontinued.**
ISSN 0829-8602.
DDC 338.8/8871.

This preliminary publication contains selected statistics for the latest available year for most tables.

Price: This publication is out of print and no longer available for sale. It can however be consulted in Regional Reference Centres and depository libraries across Canada. (See appendices for a list.)

MANUFACTURING

31-402

Industrial organization and concentration in the manufacturing, mining, and logging industries. Biennial. First issue 1970. Last issue 1980. Bilingual. **Discontinued.**

ISSN 0318-8795.

DDC 338.8/0971.

The report presents industrial concentration measures for even-numbered years beginning in 1968, with some 1965 measures also. Special compilations for enterprises classified entirely to their principal industry are also shown. **Note:** This publication is no longer available. However the data are still available upon request. For further information, please contact: Ken Young, Industry Division (613) 951-3501.

Per Issue

Canada: \$44.00

United States: US\$46.00

Other Countries: US\$46.00

31-402P

Industrial organization and concentration in the manufacturing, mining and logging industries. Biennial. First issue 1982. Last issue 1982. Bilingual. **Discontinued.**

ISSN 0829-8610.

DDC 338.8/0971.

This preliminary bulletin contains industry concentration measures for the latest available year.

Price: This publication is out of print and no longer available for sale. It can however be consulted in Regional Reference Centres and depository libraries across Canada. (See appendices for a list.)

31-530

Destination of shipments of manufacturers. Irregular. First issue 1979. Bilingual.

ISSN 0838-0988.

DDC 380.1/0971.

The publication presents values of shipments of Canadian manufacturing establishments by province of origin and of destination, and gives an "outside Canada" destination. Industry detail includes: all manufacturing, major groups (2 digit S.I.C.) and industry (4 digit S.I.C.) classified according to the 1980 Standard Industrial Classification. The data source is the Census of Manufactures. The previous edition was 1979 and next edition will be 1989, available about mid 1992.

Per Issue

Canada: \$44.00

United States: US\$46.00

Other Countries: US\$46.00

FOODS, BEVERAGES AND TOBACCO

32-001

Monthly production of soft drinks. Monthly. First issue, Mar. 1954. Bilingual.

ISSN 0527-575X.

DDC 338.4/766362/0971.

This monthly publication presents production data for month and cumulative period together with comparisons with earlier periods.

Per Issue

Per Year

Canada: \$2.70

\$27.00

United States: US\$3.20

US\$32.00

Other Countries: US\$3.80

US\$38.00

32-004

Shipments of animal and poultry feeds. Semi-annual. First issue, Jan. 1948. Last issue, Dec. 1989. Bilingual. **Discontinued.**

ISSN 0227-1737.

DDC 381.4566476/0971.

The publication shows the volume of shipments of selected animal and poultry feeds by province of origin. Includes a list of reporting establishments. **Note:** This publication is now discontinued as funding for the survey was withdrawn. Annual shipments of feed by all Canadian manufacturers may be obtained from the *Food Industries* publication of Statistics Canada, catalogue no. 32-250 and *Feed Industry* catalogue no. 32-250B1053 for the years 1985 and 1986. For further information, please contact Peter Zylstra (613) 951-3511.

Per Issue

Per Year

Canada: \$7.00

\$14.00

United States: US\$8.50

US\$17.00

Other Countries: US\$10.00

US\$20.00

32-006

Oils and fats. Monthly. First issue, Jan./June 1950. Bilingual.

ISSN 0527-5911.

DDC 338.4/76643/0971.

The report shows domestic purchases and production of deodorized oils, manufacturers' sales of deodorized oils by type, packaged margarine, shortening and salad oils, oilseed crushings, production and stocks of vegetable oils and oil meals. It also includes explanatory notes.

Per Issue

Per Year

Canada: \$5.00

\$50.00

United States: US\$6.00

US\$60.00

Other Countries: US\$7.00

US\$70.00

MANUFACTURING

32-011

Canned and frozen fruits and vegetables. Monthly. First issue, Apr. 1934. Bilingual.

ISSN 0702-6528.

DDC 338.4/76648/00971.

The publication provides data on pack in terms of total cases, and stocks by container size, of selected (canned) fruits and vegetables by major geographic area for pack of selected frozen fruits and vegetables.

	<i>Per Issue</i>	<i>Per Year</i>
<i>Canada:</i>	\$5.00	\$50.00
<i>United States:</i>	US\$6.00	US\$60.00
<i>Other Countries:</i>	US\$7.00	US\$70.00

32-013

The sugar situation. Monthly. First issue, July 1920. Bilingual.

ISSN 0380-8378.

DDC 338.4/766412/0971.

This monthly presents acquisitions, stocks, production and shipments of raw cane sugar and refined cane and beet sugar. Detailed shipments of sugar by type and package size are also included.

	<i>Per Issue</i>	<i>Per Year</i>
<i>Canada:</i>	\$5.00	\$50.00
<i>United States:</i>	US\$6.00	US\$60.00
<i>Other Countries:</i>	US\$7.00	US\$70.00

32-022

Production and disposition of tobacco products. Monthly. First issue, Jan. 1972. Bilingual.

ISSN 0708-336X.

DDC 338.4/76797/0971.

The publication provides monthly and cumulative production, sales and inventory of cigarettes, cigars and cut tobacco.

	<i>Per Issue</i>	<i>Per Year</i>
<i>Canada:</i>	\$5.00	\$50.00
<i>United States:</i>	US\$6.00	US\$60.00
<i>Other Countries:</i>	US\$7.00	US\$70.00

32-023

Fruit and vegetable preservation. Irregular. First issue, Jan. 1972. Last issue, Dec. 1990. Bilingual.
Discontinued.

ISSN 0380-5042.

DDC 338.4/76648/00971.

The report presents annual seasonal pack of selected individual canned and frozen fruits and vegetables, by major region, by container size at the Canada level.

Fresh acquisition of fruits used in processing are also included. **Note:** This publication is continued by publications 32-233 to 32-241. For further information, please contact Peter Zylstra (613) 951-3511.

Price: Back Issue

32-024

Production and inventories of process cheese and instant skim milk powder. Monthly. First issue, Jan. 1972. Bilingual.

ISSN 0705-551X.

DDC 338.1/7733/0971.

The publication provides monthly and cumulative production and inventory of packaged instant skim milk powder and process cheese with previous year's comparative data.

	<i>Per Issue</i>	<i>Per Year</i>
<i>Canada:</i>	\$5.00	\$50.00
<i>United States:</i>	US\$6.00	US\$60.00
<i>Other Countries:</i>	US\$7.00	US\$70.00

32-025

Production and stocks of tea, coffee and cocoa. Quarterly. First issue, Mar. 1979. Bilingual.

ISSN 0709-2768.

DDC 338.4/76639/0971.

The publication shows production and stocks of tea and coffee and stocks and grindings of cocoa beans. It includes sources and methods and lists of reporting firms and their plant locations.

	<i>Per Issue</i>	<i>Per Year</i>
<i>Canada:</i>	\$6.75	\$27.00
<i>United States:</i>	US\$8.00	US\$32.00
<i>Other Countries:</i>	US\$9.50	US\$38.00

32-026

Production of selected biscuits. Semi-annual. First issue, Mar. 1979. Bilingual.

ISSN 0227-1761.

DDC 338.4/7664752/0971.

Production of selected biscuits are provided in this semi-annual publication. It includes survey coverage and a list of reporting firms and their plant locations.

	<i>Per Issue</i>	<i>Per Year</i>
<i>Canada:</i>	\$6.75	\$27.00
<i>United States:</i>	US\$8.00	US\$32.00
<i>Other Countries:</i>	US\$9.50	US\$38.00

32-217

Stocks of food commodities in cold storage and other warehouses. Annual. First issue 1926. Bilingual.

ISSN 0527-6268.

MANUFACTURING

DDC 338.4/7664/00971.

This publication provides summary data on stocks of dairy products, poultry and red meats for Canada and the provinces (except Newfoundland).

Per Issue

Canada:	\$34.00
United States:	US\$41.00
Other Countries:	US\$48.00

32-229

Apparent per capita food consumption in Canada, part I. Annual. First issue 1979. Bilingual.

ISSN 0226-823X.

DDC 339.4/8664/00971.

This publication contains supply, disposition and per capita disappearance data for the following food groups: cereals, sugars and syrups, pulses and nuts, beverages, dairy products and by-products, poultry, eggs and meats. Per capita disappearance is available on both a retail weight and fresh equivalent basis per day and per year. The 1988 issue also contains a supplement which details the revised methodology for calculating red meat disappearance. Pork per capita consumption is now available on a retail weight basis from 1960 to 1988. In addition, revised estimates of the meat equivalent of animal output for 1981 to 1988 are included. **Note:** This publication will be suspended for the period of April 1991 to March 1992.

Per Issue

Canada:	\$27.00
United States:	US\$32.00
Other Countries:	US\$38.00

32-230

Apparent per capita food consumption in Canada, part II. Annual. First issue 1979. Bilingual.

ISSN 0226-8248.

DDC 339.4/8664/00971.

This publication contains supply, disposition and per capita disappearance data for the following food groups: oils and fats, fruits, vegetables, potatoes and fish. Per capita disappearance is available on both a retail weight and fresh equivalent basis per day and per year. **Note:** This publication will be suspended for the period of April 1991 to March 1992.

Per Issue

Canada:	\$27.00
United States:	US\$32.00
Other Countries:	US\$38.00

32-233

Pack of processed asparagus. Annual. First issue 1990. Bilingual.

ISSN 1180-5900.

DDC 338.4/766480531/0971.

In this publication data are provided on annual seasonal packs of asparagus. Canned and frozen asparagus data are listed in separate tables showing current and previous years' weight and number of cases by major regions and container sizes. Also provided is a list of processors who packed in the year under consideration and their plant location. The data are used to monitor industry performance, analyze Canadian market fluctuations, determine individual processors' market share, etc. **Note:** This information was previously included in publication 32-023.

Per Issue

Canada:	\$13.00
United States:	US\$16.00
Other Countries:	US\$18.00

32-234

Pack of selected processed fruits (excl. apples).

Annual. First issue 1990. Bilingual.

ISSN 1180-5919.

DDC 338.4/76648/00971.

The publication provides information on annual seasonal packs of selected individual canned or frozen fruits. Fruits included here are blueberries, peaches, pears, plums, raspberries, sour and sweet cherries and strawberries. Tables present weight of current and previous years' packs by major regions and container sizes. For selected fresh fruits to be processed, value and quantity of acquisitions are shown by major regions and source (i.e. province of pack, other provinces and imported). Also included is a list of processors who packed in the year under consideration and their plant location. The data are used to monitor industry performance, analyze Canadian market fluctuations, determine individual processors' market share, etc. **Note:** This information was previously included in publication 32-023.

Per Issue

Canada:	\$13.00
United States:	US\$16.00
Other Countries:	US\$18.00

32-235

Pack of processed peas. Annual. First issue 1990. Bilingual.

ISSN 1180-5927.

DDC 338.4/7664805656/0971.

In this publication, data are provided on annual seasonal packs of peas. Data on canned and frozen peas are listed in separate tables showing current and previous years' weight and number of cases by major regions and container sizes. Also provided is a list of processors who packed in the year under consideration and their plant location. The data are used to monitor industry performance, analyze Canadian market fluctuations,

MANUFACTURING

determine individual processors' market share, etc. **Note:** This information was previously included in publication 32-023.

Per Issue

<i>Canada:</i>	<i>\$13.00</i>
<i>United States:</i>	<i>US\$16.00</i>
<i>Other Countries:</i>	<i>US\$18.00</i>

32-236

Pack of processed corn. Annual. First issue 1990. Bilingual.

ISSN 1180-5935.

DDC 338.4/766480567/0971.

In this publication, data are provided on annual seasonal packs of corn. For each of canned and frozen corn, tables are provided for whole kernel corn, cream style corn and corn on the cob showing current and previous years' weight and number of cases by major regions and container sizes. Also provided is a list of processors who packed in the year under consideration and their plant location. The data are used to monitor industry performance, analyze Canadian market fluctuations, determine individual processors' market share, etc. **Note:** This information was previously included in publication 32-023.

Per Issue

<i>Canada:</i>	<i>\$13.00</i>
<i>United States:</i>	<i>US\$16.00</i>
<i>Other Countries:</i>	<i>US\$18.00</i>

32-237

Pack of canned tomatoes and tomato products. Annual. First issue 1990. Bilingual.

ISSN 1180-5943.

DDC 338.4/7664805642/0971.

In this publication, data are provided on annual seasonal packs of canned tomatoes and tomato products. Data for tomatoes, tomato juice and tomato pulp, paste and puree are listed in separate tables showing current and previous years' weight and number of cases by major regions and container sizes. Also provided is a list of processors who packed in the year under consideration and their plant location. The data are used to monitor industry performance, analyze Canadian market fluctuations, determine individual processors' market share, etc. **Note:** This information was previously included in publication 32-023.

Per Issue

<i>Canada:</i>	<i>\$13.00</i>
<i>United States:</i>	<i>US\$16.00</i>
<i>Other Countries:</i>	<i>US\$18.00</i>

32-238

Pack of processed beans, green and wax. Annual. First issue 1990. Bilingual.

ISSN 1180-5951.

DDC 338.4/766480565.

In this publication, data are provided on annual seasonal packs of green and wax beans. For each of canned or frozen, green or wax beans tables are provided showing current and previous years' weight and number of cases by major regions and container sizes. Also provided is a list of processors who packed in the year under consideration and their plant location. The data are used to monitor industry performance, analyze Canadian market fluctuations, determine individual processors' market share, etc. **Note:** This information was previously included in publication 32-023.

Per Issue

<i>Canada:</i>	<i>\$13.00</i>
<i>United States:</i>	<i>US\$16.00</i>
<i>Other Countries:</i>	<i>US\$18.00</i>

32-239

Pack of processed carrots. Annual. First issue 1990. Bilingual.

ISSN 1180-596X.

DDC 338.4/766480513/0971.

In this publication, data are provided on annual seasonal packs of carrots. Canned and frozen carrots data are listed in separate tables showing current and previous years' weight and number of cases by major regions and container sizes. Also provided is a list of processors who packed in the year under consideration and their plant location. The data are used to monitor industry performance, analyze Canadian market fluctuations, determine individual processors' market share, etc. **Note:** This information was previously included in publication 32-023.

Per Issue

<i>Canada:</i>	<i>\$13.00</i>
<i>United States:</i>	<i>US\$16.00</i>
<i>Other Countries:</i>	<i>US\$18.00</i>

32-240

Pack of processed vegetables. Annual. First issue 1990. Bilingual.

ISSN 1180-5978.

DDC 338.4/7664805/0971.

In this publication, data are provided on annual seasonal packs of selected individual vegetables. The vegetables included here are beets, brussels sprouts, broccoli, cauliflower, lima beans, mixed vegetables, mushrooms, pumpkins and squash. Canned and frozen vegetable data are listed in separate tables showing current and previous years' weight and number of cases by major regions and container sizes. Also provided is a list of

MANUFACTURING

processors who packed in the year under consideration and their plant location. The data are used to monitor industry performance, analyze Canadian market fluctuations, determine individual processor's market share, etc. **Note:** This information was previously included in publication 32-023.

	<i>Per Issue</i>
<i>Canada:</i>	\$13.00
<i>United States:</i>	US\$16.00
<i>Other Countries:</i>	US\$18.00

32-241

Pack of apples and apple products. Annual. First issue 1989. Bilingual.

ISSN 1180-5986.

DDC 338.4/766480411/0971.

The publication provides information on annual seasonal packs of apples, including crabapples. Tables present weight of current and previous years' packs of canned and otherwise processed apples and apples products, by major regions and container sizes. For fresh apples to be processed, value and quantity of acquisitions are shown by major regions and source (i.e. province of pack, other provinces or imported). Also included is a list of processors who packed in the year under consideration and their plant location. The data are used to monitor industry performance, analyze Canadian market fluctuations, determine individual processors' market share, etc. **Note:** This information was previously included in publication 32-023.

	<i>Per Issue</i>
<i>Canada:</i>	\$13.00
<i>United States:</i>	US\$16.00
<i>Other Countries:</i>	US\$18.00

32-250

Food industries. Annual. First issue 1985. Bilingual. (Annual census of manufactures).

ISSN 0835-0000.†

DDC 338.4/7664/00971.

	<i>Per Issue</i>
<i>Canada:</i>	\$35.00
<i>United States:</i>	US\$42.00
<i>Other Countries:</i>	US\$49.00

32-250B Suspended

- 1011 - Meat and meat products industry (except poultry)
- 1012 - Poultry products industry
- 1021 - Fish products industry
- 1031 - Canned and preserved fruit and vegetable industry
- 1032 - Frozen fruit and vegetable industry
- 1041 - Fluid milk industry

- 1049 - Other dairy products industries
- 1051 - Cereal grain flour industry
- 1052 - Prepared flour mixes and prepared cereal foods industry
- 1053 - Feed industry
- 1061 - Vegetable oil mills (except corn oil)
- 1071 - Biscuit industry
- 1072 - Bread and other bakery products industry
- 1081 - Cane and beet sugar industry
- 1082 - Chewing gum industry
- 1083 - Sugar and chocolate confectionery industry
- 1091 - Tea and coffee industry
- 1092 - Dry pasta products industry
- 1093 - Potato chip, pretzel and popcorn industry
- 1098 - Other food products industries (includes malt and malt flour industry)

	<i>Bulletin</i>	<i>Series</i>
<i>Canada:</i>	\$4.00	\$64.00
<i>United States:</i>	US\$5.00	US\$80.00
<i>Other Countries:</i>	US\$5.00	US\$80.00

32-251

Beverage and tobacco products industries. Annual. First issue 1985. Bilingual. (Annual census of manufactures).

ISSN 0835-0019.†

DDC 338.4/7663/0971.

	<i>Per Issue</i>
<i>Canada:</i>	\$35.00
<i>United States:</i>	US\$42.00
<i>Other Countries:</i>	US\$49.00

32-251B Suspended

- 1111 - Soft drink industry
- 1121 - Distillery products industry
- 1131 - Brewery products industry
- 1141 - Wine industry
- 1211 - Leaf tobacco industry
- 1221 - Tobacco products industry

	<i>Bulletin</i>	<i>Series</i>
<i>Canada:</i>	\$4.00	\$19.00
<i>United States:</i>	US\$5.00	US\$24.00
<i>Other Countries:</i>	US\$5.00	US\$24.00

32-509E

Apparent per capita food consumption in Canada : reference manual for catalogue 32-229 and 32-230 / Statistics Canada, Agriculture Division, Horticultural Crops Unit. 79 p. 28 cm. 1987. E. and F.

ISBN 0-660-12602-8.

DDC 339.4/8664/00971.

This methodology paper outlines the data sources and methods pertaining to the calculation of domestic disappearance of food in Canada. It relates specifically to

† Please see page 38 for a general abstract.

MANUFACTURING

the following food groups: cereals; sugars and syrups; pulses and nuts; beverages; dairy products and by-products; meats; oils and fats; fruits and vegetables; poultry and eggs; fish.

Per Issue

Canada:	\$25.00
United States:	US\$26.00
Other Countries:	US\$26.00

LEATHER AND RUBBER PRODUCTS

33-002

Footwear statistics. Monthly. First issue, Jan. 1926. Bilingual.

ISSN 0380-707X.

DDC 338.4/768531/00971.

This publication provides monthly data on the production of footwear in Canada. Current month and year-to-date data are published for dress and casual footwear, work and utility-type footwear, waterproof footwear, slippers and sports footwear. Comparable data for the preceding year are also shown. Data are collected and published only at the national level.

Per Issue

Canada:	\$5.00	\$50.00
United States:	US\$6.00	US\$60.00
Other Countries:	US\$7.00	US\$70.00

Per Year

33-250

Rubber and plastic products industries. Annual. First issue 1985. Bilingual. (Annual census of manufactures).

ISSN 0835-0027.†

DDC 338.4/76783/0971.

Per Issue

Canada:	\$35.00
United States:	US\$42.00
Other Countries:	US\$49.00

33-250B Suspended

- 1521 - Rubber hose and belting industry
- 1598 - Other rubber products industries (including tire and tube industry)
- 1611 - Foamed and expanded plastic products industry
- 1621 - Plastic pipe and pipe fittings industry
- 1631 - Plastic film and sheeting industry
- 1691 - Plastic bag industry
- 1699 - Other plastic products industries

Bulletin

Series

Canada:	\$4.00	\$22.00
United States:	US\$5.00	US\$28.00
Other Countries:	US\$5.00	US\$28.00

33-251

Leather and allied products industries. Annual. First issue 1985. Bilingual. (Annual census of manufactures).

ISSN 0828-9859.†

DDC 338.4/7685/0971.

Per Issue

Canada:	\$35.00
United States:	US\$42.00
Other Countries:	US\$49.00

33-251B Suspended

- 1711 - Leather tanneries
- 1712 - Footwear industry
- 1713 - Luggage, purse and handbag industry
- 1719 - Other leather and allied products industries

Bulletin

Series

Canada:	\$4.00	\$13.00
United States:	US\$5.00	US\$16.00
Other Countries:	US\$5.00	US\$16.00

TEXTILES AND APPAREL

34-250

Primary textile industries. Annual. First issue 1985. Bilingual. (Annual census of manufactures).

ISSN 0835-0043.†

DDC 338.4/7677/00971.

Per Issue

Canada:	\$35.00
United States:	US\$42.00
Other Countries:	US\$49.00

34-250B Suspended

- 1811 - Man-made fibre and filament yarn industry
- 1821 - Wool yarn and woven cloth industry
- 1829 - Other spun yarn and woven cloth industries
- 1831 - Broad knitted fabric industry

Bulletin

Series

Canada:	\$4.00	\$13.00
United States:	US\$5.00	US\$16.00
Other Countries:	US\$5.00	US\$16.00

34-251

Textile products industries. Annual. First issue 1985. Bilingual. (Annual census of manufactures).

ISSN 0319-891X.†

Incorrect ISSN (0835-0051) printed in some issues of 34-251B.

DDC 338.4/7677/00971.

† Please see page 38 for a general abstract.

MANUFACTURING

	<i>Per Issue</i>
<i>Canada:</i>	\$35.00
<i>United States:</i>	US\$42.00
<i>Other Countries:</i>	US\$49.00

34-251B Suspended

- 1911 - Natural fibres processing and felt products industry
- 1921 - Carpet, mat and rug industry
- 1931 - Canvas and related products industry
- 1991 - Narrow fabric industry
- 1992 - Contract textile dyeing and finishing industry
- 1993 - Household products of textile materials industry
- 1994 - Hygiene products of textile materials industry
- 1998 - Other textile products industries (including tire cord fabric industry)

	<i>Bulletin</i>	<i>Series</i>
<i>Canada:</i>	\$4.00	\$26.00
<i>United States:</i>	US\$5.00	US\$32.00
<i>Other Countries:</i>	US\$5.00	US\$32.00

34-252

Clothing industries. Annual. First issue 1985. Bilingual. (Annual census of manufactures).

ISSN 0835-006X.†

DDC 338.4/7687/0971.

	<i>Per Issue</i>
<i>Canada:</i>	\$35.00
<i>United States:</i>	US\$42.00
<i>Other Countries:</i>	US\$49.00

34-252B Suspended

- 2431 - Men's and boys' coat industry
- 2432 - Men's and boys' suit and jacket industry
- 2433 - Men's and boys' pants industry
- 2434 - Men's and boys' shirt and underwear industry
- 2435 - Men's and boys' clothing contractors
- 2441 - Women's coat and jacket industry
- 2442 - Women's sportswear industry
- 2443 - Women's dress industry
- 2444 - Women's blouse and shirt industry
- 2445 - Women's clothing contractors
- 2451 - Children's clothing industry
- 2491 - Sweater industry
- 2492 - Occupational clothing industry
- 2493 - Glove industry
- 2494 - Hosiery industry
- 2495 - Fur goods industry
- 2496 - Foundation garment industry
- 2499 - Other clothing and apparel industries

† Please see page 38 for a general abstract.

	<i>Bulletin</i>	<i>Series</i>
<i>Canada:</i>	\$4.00	\$58.00
<i>United States:</i>	US\$5.00	US\$72.00
<i>Other Countries:</i>	US\$5.00	US\$72.00

WOOD AND FURNITURE PRODUCTS

35-001

Construction type plywood. Monthly. First issue, Jan./Mar. 1953. Bilingual.

ISSN 0708-6229.

DDC 338.4/7674834/0971.

The publication presents data on production, domestic and export shipments and stocks of construction-type plywood; monthly and cumulative.

	<i>Per Issue</i>	<i>Per Year</i>
<i>Canada:</i>	\$5.00	\$50.00
<i>United States:</i>	US\$6.00	US\$60.00
<i>Other Countries:</i>	US\$7.00	US\$70.00

35-002

Production, shipments and stocks on hand of sawmills east of the Rockies (excluding Newfoundland and Prince Edward Island). Monthly.

First issue, Jan. 1946. Bilingual.

ISSN 0380-464X.

DDC 338.4/76742/0971.

The publication provides production, shipments and stocks of sawn lumber by kinds of wood, of sawmills east of the Rockies, with provincial totals.

	<i>Per Issue</i>	<i>Per Year</i>
<i>Canada:</i>	\$10.00	\$100.00
<i>United States:</i>	US\$12.00	US\$120.00
<i>Other Countries:</i>	US\$14.00	US\$140.00

35-003

Production, shipments and stocks on hand of sawmills in British Columbia. Monthly. First issue, Jan. 1947. Bilingual.

ISSN 0318-7942.

DDC 338.4/76742/09711.

The publication shows production, shipments and stocks on hand of sawn lumber by kinds of wood, of sawmills in British Columbia.

	<i>Per Issue</i>	<i>Per Year</i>
<i>Canada:</i>	\$7.10	\$71.00
<i>United States:</i>	US\$8.50	US\$85.00
<i>Other Countries:</i>	US\$9.90	US\$99.00

MANUFACTURING

35-006

Quarterly shipments of office furniture products.

Quarterly. First issue, Mar. 1972. Bilingual.

ISSN 0701-7898.

DDC 380.1/456841/00971.

This publication provides detailed information on office furniture products. It contains quarterly and year-to-date data for the current and previous year on shipments of office furniture products and their destination. The data are also disaggregated by selected wooden and metal furniture products including such commodities as: upholstered chairs, swivel seats, complete systems, systems components and furniture panels, desks, vertical and lateral filing equipment and screens.

	<i>Per Issue</i>	<i>Per Year</i>
<i>Canada:</i>	\$6.75	\$27.00
<i>United States:</i>	US\$8.00	US\$32.00
<i>Other Countries:</i>	US\$9.50	US\$38.00

35-007

Quarterly shipments of household furniture products.

Quarterly. First issue, Mar. 1990. Bilingual.

ISSN 1180-5897.

DDC 338.4/76841/00971.

This publication provides data on manufacturers' shipment of selected household furniture products and their provincial origin. The data are provided on a quarterly and cumulative basis. It includes a list of reporting firms and their plant location at year end.

	<i>Per Issue</i>	<i>Per Year</i>
<i>Canada:</i>	\$6.75	\$27.00
<i>United States:</i>	US\$8.00	US\$32.00
<i>Other Countries:</i>	US\$9.50	US\$38.00

35-250

Wood industries.

Annual. First issue 1985. Bilingual.

(Annual census of manufactures).

ISSN 0835-0078.†

DDC 338.4/76748/0971.

	<i>Per Issue</i>
<i>Canada:</i>	\$49.00
<i>United States:</i>	US\$59.00
<i>Other Countries:</i>	US\$69.00

35-250B Suspended

- 2511 - Shingle and shake industry
- 2512 - Sawmill and planing mill products industry (except shingles and shakes)
- 2520 - Veneer and plywood industries
- 2541 - Prefabricated wooden buildings industry

- 2542 - Wooden kitchen cabinet and bathroom vanity industry
- 2543 - Wooden door and window industry
- 2549 - Other millwork industries
- 2561 - Wooden box and pallet industry
- 2581 - Coffin and casket industry
- 2591 - Wood preservation industry
- 2592 - Particle board industry
- 2593 - Wafer board industry
- 2599 - Other wood industries

	<i>Bulletin</i>	<i>Series</i>
<i>Canada:</i>	\$4.00	\$42.00
<i>United States:</i>	US\$5.00	US\$52.00
<i>Other Countries:</i>	US\$5.00	US\$52.00

35-251

Furniture and fixture industries.

Annual. First issue 1985. Bilingual. (Annual census of manufactures).

ISSN 0828-9891.†

Incorrect ISSN (0835-0086) printed in 35-251B.

DDC 338.4/76841/00971.

	<i>Per Issue</i>
<i>Canada:</i>	\$35.00
<i>United States:</i>	US\$42.00
<i>Other Countries:</i>	US\$49.00

35-251B Suspended

- 2611 - Wooden household furniture industry
- 2612 - Upholstered household furniture industry
- 2619 - Other household furniture industries
- 2641 - Metal office furniture industry
- 2649 - Other office furniture industries
- 2691 - Bed spring and mattress industry
- 2692 - Hotel, restaurant and institutional furniture and fixture industry
- 2699 - Other furniture and fixture industries

	<i>Bulletin</i>	<i>Series</i>
<i>Canada:</i>	\$4.00	\$26.00
<i>United States:</i>	US\$5.00	US\$32.00
<i>Other Countries:</i>	US\$5.00	US\$32.00

PAPER PRODUCTS AND PRINTING

36-002

Rigid insulating board.

Monthly. First issue, Jan. 1933. Bilingual.

ISSN 0829-8653.

Incorrect ISSN (0318-7934) printed in the publication.

DDC 338.4/767483/0971.

The publication provides production, domestic and export shipments of building board, asphalted sheathing board, and roof insulating board.

† Please see page 38 for a general abstract.

MANUFACTURING

	<i>Per Issue</i>	<i>Per Year</i>
<i>Canada:</i>	\$5.00	\$50.00
<i>United States:</i>	US\$6.00	US\$60.00
<i>Other Countries:</i>	US\$7.00	US\$70.00

36-003

Particleboard, waferboard and fibreboard. Monthly. First issue, July 1965. Bilingual.

ISSN 1180-5099.

DDC 338.4/7674836/0971.

The publication shows the production, domestic and export shipments of particleboard, waferboard and fibreboard in monthly and cumulative totals.

	<i>Per Issue</i>	<i>Per Year</i>
<i>Canada:</i>	\$5.00	\$50.00
<i>United States:</i>	US\$6.00	US\$60.00
<i>Other Countries:</i>	US\$7.00	US\$70.00

36-004

Corrugated boxes and wrappers. Monthly. First issue, Sept. 1975. Bilingual.

ISSN 0380-7037.

DDC 338.4/76763/0971.

Manufacturers' shipments of corrugated boxes and wrappers by regions are shown on a monthly and cumulative basis.

	<i>Per Issue</i>	<i>Per Year</i>
<i>Canada:</i>	\$5.00	\$50.00
<i>United States:</i>	US\$6.00	US\$60.00
<i>Other Countries:</i>	US\$7.00	US\$70.00

36-250

Paper and allied products industries. Annual. First issue 1985. Bilingual. (Annual census of manufactures).

ISSN 0835-0094.†

DDC 338.4/76762/0971.

	<i>Per Issue</i>
<i>Canada:</i>	\$35.00
<i>United States:</i>	US\$42.00
<i>Other Countries:</i>	US\$49.00

36-250B Suspended

- 2711 - Pulp industry
- 2712 - Newsprint industry
- 2713 - Paperboard industry
- 2714 - Building board industry
- 2719 - Other paper industries
- 2721 - Asphalt roofing industry
- 2731 - Folding carton and set-up box industry
- 2732 - Corrugated box industry
- 2733 - Paper bag industry
- 2791 - Coated and treated paper industry

- 2792 - Stationery paper products industry
- 2793 - Paper consumer products industry
- 2799 - Other converted paper products industries

	<i>Bulletin</i>	<i>Series</i>
<i>Canada:</i>	\$4.00	\$42.00
<i>United States:</i>	US\$5.00	US\$52.00
<i>Other Countries:</i>	US\$5.00	US\$52.00

36-251

Printing, publishing and allied industries. Annual. First issue 1985. Bilingual. (Annual census of manufactures).

ISSN 0575-9412.†

Incorrect ISSN (0835-0108) printed in 36-251B.

DDC 338.4/70705/0971.

	<i>Per Issue</i>
<i>Canada:</i>	\$35.00
<i>United States:</i>	US\$42.00
<i>Other Countries:</i>	US\$49.00

36-251B Suspended

- 2811 - Business forms printing industry
- 2819 - Other commercial printing industries
- 2821 - Platemaking, typesetting and bindery industry
- 2831 - Book publishing industry
- 2839 - Other publishing industries
- 2841 - Newspaper, magazine and periodical (combined publishing and printing) industry
- 2849 - Other combined publishing and printing industries

	<i>Bulletin</i>	<i>Series</i>
<i>Canada:</i>	\$4.00	\$22.00
<i>United States:</i>	US\$5.00	US\$28.00
<i>Other Countries:</i>	US\$5.00	US\$28.00

PRIMARY METALS (MANUFACTURED) AND FABRICATED METAL PRODUCTS

41-001

Primary iron and steel. Monthly. First issue, Jan./Feb. 1946. Bilingual.

ISSN 0380-7851.

DDC 338.4/7672/0971.

This publication provides current data on the Canadian iron and steel industry. It includes monthly production and shipment statistics in metric tons for pig iron, steel primary forms and steel castings at the Canada level. It also includes monthly shipment data in metric tons on rolled steel products broken down by product and consuming industry, again at the Canada level.

† Please see page 38 for a general abstract.

MANUFACTURING

	<i>Per Issue</i>	<i>Per Year</i>
<i>Canada:</i>	\$5.00	\$50.00
<i>United States:</i>	US\$6.00	US\$60.00
<i>Other Countries:</i>	US\$7.00	US\$70.00

41-006

Steel wire and specified wire products. Monthly. First issue, Apr. 1949. Bilingual.

ISSN 0380-0822.

DDC 338.4/7672/0971.

The publication provides statistics on production and shipments of steel wire, fabricated wire products, and nails, tacks and staples.

	<i>Per Issue</i>	<i>Per Year</i>
<i>Canada:</i>	\$5.00	\$50.00
<i>United States:</i>	US\$6.00	US\$60.00
<i>Other Countries:</i>	US\$7.00	US\$70.00

41-011

Production and shipments of steel pipe and tubing. Monthly. First issue, Jan. 1977. Bilingual.

ISSN 0835-5797.

DDC 338.4/7672/0971.

This publication provides current data on the Canadian steel pipe and tube industry. It includes monthly shipments and production statistics in metric tons broken down by type of pipe produced. It also separates shipments into those for own use, for the domestic or export markets.

	<i>Per Issue</i>	<i>Per Year</i>
<i>Canada:</i>	\$5.00	\$50.00
<i>United States:</i>	US\$6.00	US\$60.00
<i>Other Countries:</i>	US\$7.00	US\$70.00

41-250

Primary metal industries. Annual. First issue 1985. Bilingual. (Annual census of manufactures).

ISSN 0835-0116.†

DDC 338.4/7672/0971.

	<i>Per Issue</i>
<i>Canada:</i>	\$35.00
<i>United States:</i>	US\$42.00
<i>Other Countries:</i>	US\$49.00

41-250B Suspended

- 2910 - Primary steel industries
- 2921 - Steel pipe and tube industry
- 2941 - Iron foundries
- 2950 - Non-ferrous metal smelting and refining industries
- 2961 - Aluminum rolling, casting and extruding industry

2971 - Copper and copper alloy rolling, casting and extruding industry

2999 - Other rolled, cast and extruded non-ferrous metal products industries

	<i>Bulletin</i>	<i>Series</i>
<i>Canada:</i>	\$4.00	\$22.00
<i>United States:</i>	US\$5.00	US\$28.00
<i>Other Countries:</i>	US\$5.00	US\$28.00

41-251

Fabricated metal products industries. Annual. First issue 1985. Bilingual. (Annual census of manufactures).

ISSN 0835-0124.†

DDC 338.4/7671/0971.

	<i>Per Issue</i>
<i>Canada:</i>	\$35.00
<i>United States:</i>	US\$42.00
<i>Other Countries:</i>	US\$49.00

41-251B Suspended

- 3011 - Power boiler and heat exchanger industry
- 3021 - Metal tanks (heavy gauge) industry
- 3022 - Plate work industry
- 3023 - Pre-engineered metal buildings industry (except portable)
- 3029 - Other fabricated structural metal products industries
- 3031 - Metal door and window industry
- 3032 - Prefabricated portable metal buildings industry
- 3039 - Other ornamental and architectural metal products industries
- 3041 - Custom coating of metal products industry
- 3042 - Metal closure and container industry
- 3049 - Other stamped and pressed metal products industries
- 3052 - Wire and wire rope industry
- 3053 - Industrial fastener industry
- 3058 - Other wire products, upholstery and coil spring industries
- 3061 - Basic hardware industry
- 3062 - Metal dies, moulds and patterns industry
- 3063 - Hand tool and implement industry
- 3069 - Other hardware and cutlery industries
- 3071 - Heating equipment industry
- 3081 - Machine shop industry
- 3091 - Metal plumbing fixtures and fittings industry
- 3092 - Metal valve industry
- 3099 - Other metal fabricating industries

	<i>Bulletin</i>	<i>Series</i>
<i>Canada:</i>	\$4.00	\$74.00
<i>United States:</i>	US\$5.00	US\$92.00
<i>Other Countries:</i>	US\$5.00	US\$92.00

† Please see page 38 for a general abstract.

MANUFACTURING

MACHINERY AND TRANSPORTATION EQUIPMENT

42-250

Machinery industries, except electrical machinery. Annual. First issue 1985. Bilingual. (Annual census of manufactures).

ISSN 0835-0132.†

DDC 338.4/76218/0971.

Per Issue

Canada: \$35.00
 United States: US\$42.00
 Other Countries: US\$49.00

42-250B Suspended

- 3111 - Agricultural implement industry
- 3121 - Commercial refrigeration and air conditioning equipment industry
- 3191 - Compressor, pump and industrial fan industry
- 3192 - Construction and mining machinery and materials handling equipment industry
- 3193 - Sawmill and woodworking machinery industry
- 3194 - Turbine and mechanical power transmission equipment industry
- 3199 - Other machinery and equipment industries

Bulletin

Series

Canada: \$4.00 \$22.00
 United States: US\$5.00 US\$28.00
 Other Countries: US\$5.00 US\$28.00

42-251

Transportation equipment industries. Annual. First issue 1985. Bilingual. (Annual census of manufactures).

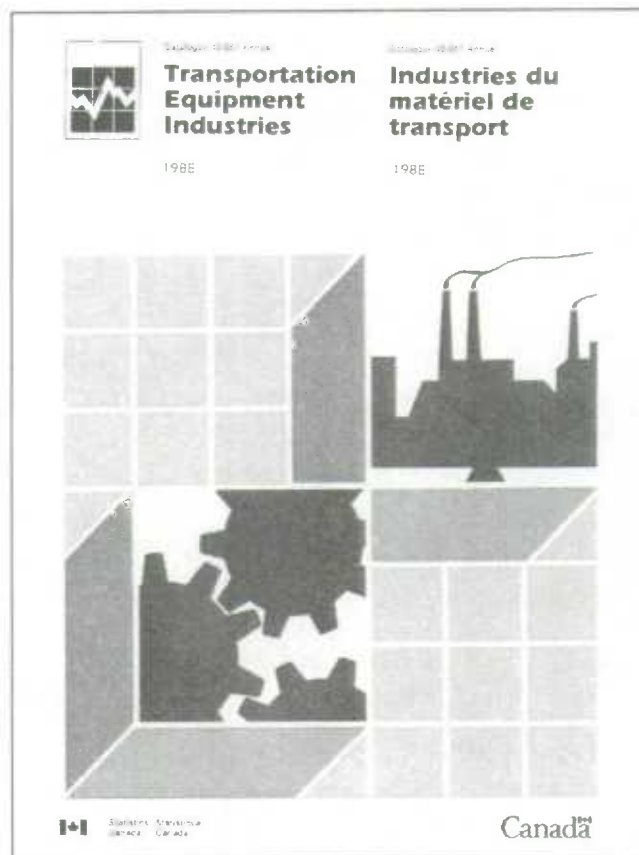
ISSN 0835-0140.†

DDC 338.4/7629046/0971.

Per Issue

Canada: \$35.00
 United States: US\$42.00
 Other Countries: US\$49.00

† Please see page 38 for a general abstract.



42-251B Suspended

- 3211 - Aircraft and aircraft parts industry
- 3231 - Motor vehicle industry
- 3241 - Truck and bus body industry
- 3242 - Commercial trailer industry
- 3243 - Non-commercial trailer industry
- 3244 - Mobile home industry
- 3251 - Motor vehicle engine and engine parts industry
- 3252 - Motor vehicle wiring assemblies industry
- 3253 - Motor vehicle stampings industry
- 3254 - Motor vehicle steering and suspension parts industry
- 3255 - Motor vehicle wheel and brake industry
- 3256 - Plastic parts and accessories for motor vehicles industry
- 3257 - Motor vehicle fabric accessories industry
- 3259 - Other motor vehicle accessories, parts and assemblies industries
- 3261 - Railroad rolling stock industry
- 3271 - Shipbuilding and repair industry
- 3281 - Boatbuilding and repair industry
- 3299 - Other transportation equipment industries

MANUFACTURING

	<i>Bulletin</i>	<i>Series</i>
<i>Canada:</i>	\$4.00	\$58.00
<i>United States:</i>	US\$5.00	US\$72.00
<i>Other Countries:</i>	US\$5.00	US\$72.00

	<i>Per Issue</i>	<i>Per Year</i>
<i>Canada:</i>	\$5.00	\$50.00
<i>United States:</i>	US\$6.00	US\$60.00
<i>Other Countries:</i>	US\$7.00	US\$70.00

ELECTRICAL EQUIPMENT

43-003

Specified domestic electrical appliances. Monthly. First issue, Jan. 1958. Bilingual. (Annual census of manufactures).

ISSN 0410-5907.

DDC 338.4/768383/0971.

This monthly publication contains production and factory shipments data for specified domestic electrical appliances manufactured in Canada. It includes the number of units produced and shipped during the month with a cumulative total for the year for kitchen appliances, household vacuum cleaners and home comfort products.

	<i>Per Issue</i>	<i>Per Year</i>
<i>Canada:</i>	\$5.00	\$50.00
<i>United States:</i>	US\$6.00	US\$60.00
<i>Other Countries:</i>	US\$7.00	US\$70.00

43-005

Factory sales of electric storage batteries. Monthly. First issue, Jan. 1935. Bilingual.

ISSN 0380-7061.

DDC 338.4/76292542/0971.

This publication contains data on Canadian factory sales of lead-acid and alkaline storage batteries. It includes the number of units sold and their factory selling value each month along with a cumulative total for the year.

	<i>Per Issue</i>	<i>Per Year</i>
<i>Canada:</i>	\$5.00	\$50.00
<i>United States:</i>	US\$6.00	US\$60.00
<i>Other Countries:</i>	US\$7.00	US\$70.00

43-009

Electric lamps, light bulbs and tubes. Monthly. First issue, Jan. 1978. Bilingual.

ISSN 0828-1777.

DDC 338.4/7621322/0971.

This publication contains data on manufacturers' sales (including imports) of electric lamps, light bulbs and tubes. It includes the number of units sold and the dollar value (factory billing price) of factory sales, by province each month along with the cumulative total for the year.

† Please see page 38 for a general abstract.

43-010

Production, sales and stocks of major appliances. Monthly. First issue, Apr. 1984. Bilingual.

ISSN 0825-1339.

DDC 338.4/768388/0971.

This publication contains data concerning the production, sales and stocks of major appliances. It includes the number of Canadian made units for the current month along with cumulative totals for the year. The manufacturers' sales are broken down by province.

	<i>Per Issue</i>	<i>Per Year</i>
<i>Canada:</i>	\$5.00	\$50.00
<i>United States:</i>	US\$6.00	US\$60.00
<i>Other Countries:</i>	US\$7.00	US\$70.00

43-250

Electrical and electronic products industries. Annual. First issue 1985. Bilingual. (Annual census of manufactures).†

ISSN 0835-0159.

DDC 338.4/76213/0971.

	<i>Per Issue</i>
<i>Canada:</i>	\$35.00
<i>United States:</i>	US\$42.00
<i>Other Countries:</i>	US\$49.00

43-250B Suspended

- 3311 - Small electrical appliance industry
- 3321 - Major appliance industry (electric and non-electric)
- 3331 - Lighting fixture industry
- 3332 - Electric lamp and shade industry (except bulb and tube)
- 3333 - Electric lamp (bulb and tube industry)
- 3341 - Record player, radio and television receiver industry
- 3351 - Telecommunications equipment industry
- 3352 - Electronic parts and components industry
- 3359 - Other communication and electronic equipment industries
- 3361 - Electronic computing and peripheral equipment industry
- 3368 - Office, store and business machine industries (electronic and other)
- 3371 - Electrical transformer industry
- 3372 - Electrical switchgear and protective equipment industry
- 3379 - Other electrical industrial equipment industries

MANUFACTURING

- 3381 - Communications and energy wire and cable industry
 3391 - Battery industry
 3392 - Non-current carrying wiring devices industry
 3399 - Other electrical products industries

	<i>Bulletin</i>	<i>Series</i>
<i>Canada:</i>	\$4.00	\$58.00
<i>United States:</i>	US\$5.00	US\$72.00
<i>Other Countries:</i>	US\$5.00	US\$72.00

NON-METALLIC MINERAL PRODUCTS

44-001

Cement. Monthly. First issue, Aug. 1931. Bilingual.
 ISSN 0380-6898.
 DDC 338.4/7620135/0971.

The publication contains data on production, shipments, domestic and export sales, and stocks on hand of cement, monthly and cumulative. Distribution of sales by region and type are shown on a monthly and cumulative basis.

	<i>Per Issue</i>	<i>Per Year</i>
<i>Canada:</i>	\$5.00	\$50.00
<i>United States:</i>	US\$6.00	US\$60.00
<i>Other Countries:</i>	US\$7.00	US\$70.00

44-003

Gypsum products. Monthly. First issue, Aug. 1931. Bilingual.
 ISSN 0380-7223.
 DDC 338.4/76223635/0971.

The publication provides data on production, factory shipments and stocks of gypsum products on a monthly and cumulative basis.

	<i>Per Issue</i>	<i>Per Year</i>
<i>Canada:</i>	\$5.00	\$50.00
<i>United States:</i>	US\$6.00	US\$60.00
<i>Other Countries:</i>	US\$7.00	US\$70.00

44-004

Mineral wool including fibrous glass insulation. Monthly. First issue, Jan. 1950. Bilingual.
 ISSN 0229-6098.
 DDC 338.4/7620144/0971.

The publication shows the production and factory shipments of mineral wool including fibrous glass insulation used in construction on a monthly and cumulative basis.

† Please see page 38 for a general abstract.

	<i>Per Issue</i>	<i>Per Year</i>
<i>Canada:</i>	\$5.00	\$50.00
<i>United States:</i>	US\$6.00	US\$60.00
<i>Other Countries:</i>	US\$7.00	US\$70.00

44-250

Non-metallic mineral products industries. Annual. First issue 1985. Bilingual. (Annual census of manufactures).

ISSN 0835-0167.†

DDC 338.4/7666/0971.

	<i>Per Issue</i>
<i>Canada:</i>	\$35.00
<i>United States:</i>	US\$42.00
<i>Other Countries:</i>	US\$49.00

44-250B Suspended

- 3511 - Clay products industry (from domestic clay)
 3512 - Clay products industry (from imported clay)
 3521 - Cement industry
 3541 - Concrete pipe industry
 3542 - Structural concrete products industry
 3549 - Misc. concrete products industries
 3551 - Ready-mix concrete industry
 3561 - Primary glass and glass containers industry
 3562 - Glass products industry (except glass containers)
 3571 - Abrasives industry
 3581 - Lime industry
 3591 - Refractories industry
 3592 - Asbestos products industry
 3593 - Gypsum products industry
 3594 - Non-metallic mineral insulating materials industry
 3599 - Misc. non-metallic mineral products industries

	<i>Bulletin</i>	<i>Series</i>
<i>Canada:</i>	\$4.00	\$51.00
<i>United States:</i>	US\$5.00	US\$64.00
<i>Other Countries:</i>	US\$5.00	US\$64.00

PETROLEUM AND COAL PRODUCTS

45-001

Asphalt roofing. Monthly. First issue, Apr. 1932. Bilingual.
 ISSN 0380-5786.

DDC 338.4/7695/0971.

The publication provides production and shipments, domestic and export, of asphalt roofing shingles, sidings, tar and asphalt felts and sheathings on a monthly and cumulative basis.

MANUFACTURING

	<i>Per Issue</i>	<i>Per Year</i>
Canada:	\$5.00	\$50.00
United States:	US\$6.00	US\$60.00
Other Countries:	US\$7.00	US\$70.00

45-002

Coal and coke statistics. Monthly. First issue, June 1921. Bilingual.


ISSN 0380-6847.

DDC 338.2/724/0971.

Production, imports, exports, stocks and disposition of coal by province together with supply and disposition of coke in Canada are provided in this publication.

	<i>Per Issue</i>	<i>Per Year</i>
Canada:	\$10.00	\$100.00
United States:	US\$12.00	US\$120.00
Other Countries:	US\$14.00	US\$140.00

45-004



Refined petroleum products. Monthly. First issue, Jan. 1946. Bilingual.

† Please see page 38 for a general abstract.

ISSN 0380-8629.

DDC 338.2/7282/0971.

The publication contains data on crude oil received by refineries with imports by source of supply, refinery operations, shipments and inventories. It also includes notes, definitions and lists of refiners and distributors.

	<i>Per Issue</i>	<i>Per Year</i>
Canada:	\$18.20	\$182.00
United States:	US\$21.80	US\$218.00
Other Countries:	US\$25.50	US\$255.00

45-250

Refined petroleum and coal products industries. Annual. First issue 1985. Bilingual. (Annual census of manufactures).

ISSN 0835-0175.†

DDC 338.4/7665538/0971.

	<i>Per Issue</i>
Canada:	\$35.00
United States:	US\$42.00
Other Countries:	US\$49.00

45-250B Suspended

- 3611 - Refined petroleum products industry (except lubricating oil and grease)
- 3612 - Lubricating oil and grease industry
- 3699 - Other petroleum and coal products industries

	<i>Bulletin</i>	<i>Series</i>
Canada:	\$4.00	\$10.00
United States:	US\$5.00	US\$12.00
Other Countries:	US\$5.00	US\$12.00

CHEMICALS

46-002

Industrial chemicals and synthetic resins. Monthly. First issue, Apr. 1958. Bilingual.

ISSN 0712-8592.

DDC 338.4/7661/00971.

Production (metric tonnes) of new virgin resins for low, linear low and high density polyethylene and four other types of resins are presented in table 1. Production of some 25 industrial chemicals including fertilizers are shown in table 2. Monthly and year-to-date data for the current and preceding year with percentage change in the year-to-date numbers are included. The December issue of each year also contains a list of reporting firms. Data provide current trends in the market for specified products.

	<i>Per Issue</i>	<i>Per Year</i>
Canada:	\$5.60	\$56.00
United States:	US\$6.70	US\$67.00
Other Countries:	US\$7.80	US\$78.00

MANUFACTURING

46-250

Chemical and chemical products industries. Annual. First issue 1985. Bilingual. (Annual census of manufactures).

ISSN 0835-0183.†

DDC 338.4/7661/00971.

Per Issue

Canada: \$35.00

United States: US\$42.00

Other Countries: US\$49.00

46-250B Suspended

3711 - Industrial inorganic chemical industries

3712 - Industrial organic chemical industries

3721 - Chemical fertilizer and fertilizer materials industry

3722 - Mixed fertilizer industry

3729 - Other agricultural chemical industries

3731 - Plastic and synthetic resin industry

3741 - Pharmaceutical and medicine industry

3751 - Paint and varnish industry

3761 - Soap and cleaning compounds industry

3771 - Toilet preparations industry

3791 - Printing ink industry

3792 - Adhesives industry

3799 - Other chemical products industries

Bulletin

Series

Canada: \$4.00

\$42.00

United States: US\$5.00

US\$52.00

Other Countries: US\$5.00

US\$52.00

46-504

Usage of fertilizer materials, 1984 / Statistics Canada, Industry Division, Census of Manufactures Section. 18 p. 28 cm. First issue 1985. Last issue 1985. Bilingual. **Discontinued.**

ISBN 0-660-52850-9.

DDC 338.4/766862/0971.

The publication provides data on fertilizers shipped by wholesalers and their nutrient content, by province during fertilizer year July 1, 1983 to June 30, 1984 as well as trade data. **Note:** The survey was discontinued because the Canadian Fertilizer Institute, Agriculture Canada decided to withdraw funding. The data published in this publication are no longer available.

Per Issue

Canada: \$20.00

United States: US\$21.00

Other Countries: US\$21.00

† Please see page 38 for a general abstract.

MISCELLANEOUS MANUFACTURES

47-005

Factory shipments of high pressure decorative laminate sheet. Quarterly. First issue, Mar. 1978. Last issue, Mar. 1991. Bilingual. **Discontinued.**

ISSN 0706-2664.

DDC 338.4/7668492/0971.

This publication provides quarterly data on quantity (square metres) and value of shipments to domestic markets by Canadian manufacturers. Current and year-to-date data are published for decorative laminates of 3.175 mm thickness and less (SCG 3921.90.92) and for backing laminates (SCG 3921.90.93). Comparable data for the preceding year are also shown. These statistics reflect trends in the Canadian manufacture of these products. Data are collected and published only at Canada level. **Note:** The publication has been discontinued due to recent corporate amalgamations in the industry. Since there are only two remaining companies manufacturing high pressure decorative laminate sheet, the rules of confidentiality do not permit release of statistics.

Price: Back Issue

47-006

Production and shipments of blow-moulded plastic bottles. Quarterly. First issue, Mar. 1978. Bilingual.

ISSN 0713-9098.

DDC 338.4/7668497/0971.

The publication shows the production of plastic bottles by size (less than one litre and one litre and over), quantities used within the establishment and those shipped to outside customers, by end use categories: household chemicals; toiletries and cosmetics; medicinal and health; food and beverage; automotive and marine; and industrial and agricultural chemicals. It also includes quantities produced by materials used: polyethylene, polypropylene, polyvinyl chloride, polyethylene terephthalate and other. The data reflect current market trends in production and usage.

Per Issue

Per Year

Canada: \$6.75

\$27.00

United States: US\$8.00

US\$32.00

Other Countries: US\$9.50

US\$38.00

47-007

Shipments of plastic film and bags manufactured from resin. Quarterly. First issue, Mar. 1983. Bilingual.

ISSN 0823-0900.

DDC 381/.45668495/0971.

The publication shows the Canadian manufacturer's shipments of the quantity (kilograms) of plastic film and plastic bags and sacks by their first destination -

MANUFACTURING

Canada, export. Low density polyethylene film is broken down under: packaging, construction and agricultural, shrink film and industrial sheeting and tubing. Other categories are: high density polyethylene, stretch wrap, co-extrusions and other plastic film. Categories for bags and sacks are: garbage, dry cleaner's, grocery, luncheon, notions and millinery LDPE, notions and millinery HDPE and other. The data provide current market trends.

	<i>Per Issue</i>	<i>Per Year</i>
<i>Canada:</i>	\$6.75	\$27.00
<i>United States:</i>	US\$8.00	US\$32.00
<i>Other Countries:</i>	US\$9.50	US\$38.00

47-250

Other manufacturing industries. Annual. First issue 1985. Bilingual. (Annual census of manufactures).

ISSN 0835-0191.†

DDC 338.4/767/0971.

	<i>Per Issue</i>
<i>Canada:</i>	\$35.00
<i>United States:</i>	US\$42.00
<i>Other Countries:</i>	US\$49.00

47-250B Suspended

- 3911 - Indicating, recording and controlling instruments industry
- 3912 - Other instruments and related products industries
- 3913 - Clock and watch industry
- 3914 - Ophthalmic goods industry
- 3921 - Jewellery and silverware industry
- 3922 - Precious metal secondary refining industry
- 3931 - Sporting goods industry
- 3932 - Toys and games industry
- 3971 - Sign and display industry
- 3991 - Broom, brush and mop industry
- 3992 - Button, buckle and clothes fastener industry
- 3993 - Floor tile, linoleum and coated fabric industry
- 3994 - Musical instrument and sound recording industry
- 3999 - Other manufactured products industries

	<i>Bulletin</i>	<i>Series</i>
<i>Canada:</i>	\$4.00	\$45.00
<i>United States:</i>	US\$5.00	US\$56.00
<i>Other Countries:</i>	US\$5.00	US\$56.00

† Please see page 38 for a general abstract.

TRANSPORTATION, COMMUNICATIONS AND UTILITIES

Contents	Page
Transportation, Communications and Utilities	
50 Transportation - General	56
51 Air Transport	56
52 Rail Transport	58
53 Road Transport	58
54 Water Transport	60
55 Pipe Line Transport	60
56 Communications	61
57 Other Utilities	62

TRANSPORTATION - GENERAL

50-002

Surface and marine transport. Irregular. First issue, June 1985. Bilingual.

ISSN 0828-2897.

DDC 380.5/0971.

This service bulletin presents timely analytical data, time series analysis, and special tabulations covering trucking, rail, bus, urban, and marine transportation, and highway infrastructure. Topics include the for-hire quarterly trucking survey, commodity movements, port activities, and vehicle registrations.

	Per Issue	Per Year
Canada:	\$9.40	\$75.00
United States:	US\$11.25	US\$90.00
Other Countries:	US\$13.15	US\$105.00

AIR TRANSPORT

51-002

Air carrier operations in Canada. Quarterly. First issue, Jan./Mar. 1970. Bilingual.

ISSN 0008-2570.

DDC 387.7/0971.

Each quarter, this publication presents operational and financial statistics for the activities of approximately 350 Canadian air carriers. It provides information to be used in the monitoring of the Canadian air transport industry. Specific tabulations presented include data on passenger-kilometres, aircraft hours flown, goods and mail carried, operational expenses and revenues by province and travel by fare type.

	Per Issue	Per Year
Canada:	\$24.25	\$97.00
United States:	US\$29.00	US\$116.00
Other Countries:	US\$34.00	US\$136.00

51-004

Aviation : service bulletin. Monthly. First issue 1968. Bilingual.

ISSN 0843-493X.

DDC 387.7/0971.

Each month, this bulletin presents the most up-to-date available information gleaned from all of the Aviation Statistics Centre's surveys. Regular features include releases on principal statistics for Canada's major air carriers, airport data, fare basis statistics and traffic data for Canada's most important markets.

	Per Issue	Per Year
Canada:	\$9.30	\$93.00
United States:	US\$11.20	US\$112.00
Other Countries:	US\$13.00	US\$130.00

51-005



Air carrier traffic at Canadian airports. Quarterly. First issue 1976. Bilingual.

ISSN 0701-7928.

DDC 387.7/36/0971.

This publication presents statistics on airline traffic such as the volume of flights, passengers and cargo, at

TRANSPORTATION, COMMUNICATIONS AND UTILITIES

Canadian airports. Data on Canadian and foreign airlines' regional and local scheduled services have been added to complement the data previously published on the major scheduled services and major charter services. Civil aircraft movements statistics are also shown, thus, providing the overall perspective of aircraft movements at major Canadian airports. The publication presents several summary tables which have been grouped into sections dealing with overall or specialized views of the airline industry. An analysis of the significant changes which have occurred in the survey period will be provided, by type of service. Annual summary data are included in the fourth quarter issue.

	<i>Per Issue</i>	<i>Per Year</i>
<i>Canada:</i>	\$30.50	\$122.00
<i>United States:</i>	US\$36.50	US\$146.00
<i>Other Countries:</i>	US\$42.75	US\$171.00

51-204

Air passenger origin and destination, domestic report. Annual. First issue 1968. Bilingual.

ISSN 0703-2692.

DDC 387.7/42/0971.

This publication presents statistics and analysis on the volume of domestic air passenger traffic generated at Canadian cities and carried between pairs of Canadian points. The data may be used to indicate the relative community of interest between Canadian cities.

	<i>Per Issue</i>
<i>Canada:</i>	\$38.00
<i>United States:</i>	US\$46.00
<i>Other Countries:</i>	US\$53.00

51-205

Air passenger origin and destination, Canada-United States report. Annual. First issue 1968. Bilingual.

ISSN 0705-4343.

DDC 387.7/42.

This publication presents an integrated set of Canada/U.S. air passenger origin-destination statistics and analysis, and is the result of an agreement between Canada and the Civil Aeronautics Board in the U.S. to exchange data from their respective surveys. The data may be used to indicate the relative community of interest between Canada and the United States.

	<i>Per Issue</i>
<i>Canada:</i>	\$42.00
<i>United States:</i>	US\$50.00
<i>Other Countries:</i>	US\$59.00

51-206

Canadian civil aviation. Annual. First issue 1970. Bilingual.

ISSN 0826-6026.

DDC 387.7/1/0971.

This publication is an annual statistical review of the activities of approximately 800 Canadian air carriers operating in Canada. Finance data include income statements, balance sheets, revenues by province and information on travel by fare type. Operational data include passengers carried, kilometres and hours flown and information on carrier fleets.

	<i>Per Issue</i>
<i>Canada:</i>	\$36.00
<i>United States:</i>	US\$43.00
<i>Other Countries:</i>	US\$50.00

51-207

Air charter statistics. Annual. First issue 1974. Bilingual.

ISSN 0828-8208.

DDC 387.7/4.

This publication contains statistics and analysis on the operations of approximately 100 Canadian and foreign air carriers providing charter services both within Canada and to and from Canada. Data presented in graphical and tabular formats include passengers and cargo volumes along with origins and destinations.

	<i>Per Issue</i>
<i>Canada:</i>	\$36.00
<i>United States:</i>	US\$43.00
<i>Other Countries:</i>	US\$50.00

51-501E

Aviation in Canada : historical and statistical perspectives on civil aviation / Statistics Canada, Transportation Division, Aviation Statistics Centre. 210 p. 23 cm. 1986. E. and F.

ISBN 0-660-12030-5.

Incorrect ISBN (0-660-12030-5E) printed in the publication.

DDC 387.7/0971.

This publication describes the Canadian aviation industry from its earliest achievements to the present. It contains data on key markets, airports, air regulation, Canada's air safety record and the growth of recreational flying. The text is complemented by more than 100 charts, tables and photographs.

	<i>Per Issue</i>
<i>Canada:</i>	\$27.00
<i>United States:</i>	US\$28.50
<i>Other Countries:</i>	US\$28.50

TRANSPORTATION, COMMUNICATIONS AND UTILITIES

RAIL TRANSPORT

52-001

Railway carloadings. Monthly. First issue, Jan. 1924. Bilingual.

ISSN 0380-6308.

DDC 385/.24/0971.

This publication outlines 70 commodities by cars loaded and tonnes of revenue freight carried in eastern and western Canada by class I and II railways. With summary charts and tables included, this publication is considered a good indicator of current business activity.

	<i>Per Issue</i>	<i>Per Year</i>
<i>Canada:</i>	\$8.30	\$83.00
<i>United States:</i>	US\$10.00	US\$100.00
<i>Other Countries:</i>	US\$11.60	US\$116.00

52-003

Railway operating statistics. Monthly. First issue, Jan. 1921. Bilingual.

ISSN 0380-5964.

DDC 385/.0971.

Information on seven railways, including statistics on operating finances and traffic, is available in this publication. Data on VIA, Canadian National and Canadian Pacific railway operations are presented separately.

	<i>Per Issue</i>	<i>Per Year</i>
<i>Canada:</i>	\$10.50	\$105.00
<i>United States:</i>	US\$12.60	US\$126.00
<i>Other Countries:</i>	US\$14.70	US\$147.00

52-216

Rail in Canada. Annual. First issue 1987. Bilingual.


ISSN 0843-4530.

DDC 385/.0971.

This publication provides information relating to the size and structure of the Canadian rail transport industry. A general overview of the rail industry is presented, focusing on global variables extended over a 25 year period. The six core chapters that follow provide more in-depth analysis on the economic performance, operating outputs, financial structure and equipment use, over shorter time frames. The publication provides a new provincial and territorial origin and destination data series supplied by the National Transportation Agency. The publication also incorporates a special study on the level of competition and cooperation between the rail and truck modes.

Per Issue

<i>Canada:</i>	\$45.00
<i>United States:</i>	US\$54.00
<i>Other Countries:</i>	US\$63.00



ROAD TRANSPORT

53-003

Passenger bus and urban transit statistics. Monthly. First issue, Jan. 1955. Bilingual.

ISSN 0829-1756.

DDC 388.4/0971.

This publication outlines revenues, passengers carried and vehicle kilometres run on urban transit systems with gross operating revenues from urban transit operations exceeding \$500,000.

	<i>Per Issue</i>	<i>Per Year</i>
<i>Canada:</i>	\$7.10	\$71.00
<i>United States:</i>	US\$8.50	US\$85.00
<i>Other Countries:</i>	US\$9.90	US\$99.00

TRANSPORTATION, COMMUNICATIONS AND UTILITIES

53-007

Fuel consumption survey, passenger cars. Quarterly. First issue, July/Sept. 1979. Last issue, Oct./Dec. 1988. Bilingual. **Discontinued.**

ISSN 0843-9281.

DDC 339.4/866553827/0971.

This publication provides information on motor vehicles' fuel consumption. It contains data on the number of vehicles in operation, the distance travelled and the quantity of fuel consumed by these vehicles as well as their fuel consumption ratio. Quarterly data are provided by type of vehicle, by model year and by province.

Note: Survey activities for the Fuel Consumption Survey ceased at the end of December, 1988. All data collected for 1988 are available but it should be noted that it only includes information on personal use passenger cars. Information concerning all Fuel Consumption Survey data up to and including 1988 will continue to be disseminated through Statistics Canada and can be obtained by contacting: Stephen Arrowsmith (613) 951-0566.

Price: No Charge

53-215

Passenger bus and urban transit statistics. Annual. First issue 1956. Bilingual.

ISSN 0383-5766.

DDC 388.4/0971.

Investment, operating revenues, expenses, and other data on intercity and rural bus companies and urban transit systems are outlined in this publication. Data analysis, methodologies, a glossary and an excerpt on data quality are also included.

Per Issue

Canada:	\$36.00
United States:	US\$43.00
Other Countries:	US\$50.00

53-218

Road motor vehicles, fuel sales. Annual. First issue 1960. Bilingual.

ISSN 0703-654X.

DDC 381.4566553827/0971.

Gross and net sales of gasolines and net fuel sales of diesel oil and liquefied petroleum gas used for automotive purposes are presented by year and by month, by province and by territory.

Per Issue

Canada:	\$17.00
United States:	US\$20.00
Other Countries:	US\$24.00

53-219

Road motor vehicles, registrations. Annual. First issue 1960. Bilingual.

ISSN 0706-067X.

Incorrect ISSN (0703-654X) printed in the publication.

DDC 354.710087/834.

Data on registrations of motor vehicles by type including passenger automobiles, trucks, motorcycles, buses, trailers, and others are presented in this publication. A historical table of total registrations and licences including drivers', chauffeurs' and dealers' is provided. Motor vehicle registrations are shown by census divisions and municipalities where available. Included are a data analysis, definitions, the methodology employed, an explanation of data quality and a bibliography.

Per Issue

Canada:	\$17.00
United States:	US\$20.00
Other Countries:	US\$24.00

53-222

Trucking in Canada. Annual. First issue 1961. Bilingual. ISSN 0829-8947.

DDC 388.3/24/0971.

This publication presents a comprehensive overview of the Canadian trucking industry, both for-hire and private, or own account. Principal information includes statistics on revenues and expenses, equipment operated, investment, employment, and commodities transported from point of origin to point of destination. Also included are a data analysis, a glossary, the methodology and an explanation of data quality.

Per Issue

Canada:	\$45.00
United States:	US\$54.00
Other Countries:	US\$63.00

53-226

Fuel consumption survey, annual report, special surveys program. Annual. First issue, Oct. 1979/Sept. 1980. Last issue, Jan.-Dec. 1984/Jan.-Dec. 1988. Bilingual. **Discontinued.**

ISSN 0828-1592.

DDC 339.4/866553827/0971.

This publication provides information about the fuel consumption patterns of personal-use passenger cars that were owned and operated in Canada. Data were collected using a diary survey technique with fuel purchases being recorded by the survey participants. The tabulations in this report provide estimates of the size of the personal-use passenger car fleet, the number of kilometres driven, the total amount of fuel consumed and the fuel consumption ratio. Further breakdowns and analysis of the tabulations were undertaken by province, vehicle weight class, leaded and unleaded fuel, model

TRANSPORTATION, COMMUNICATIONS AND UTILITIES


year class, number of cylinders and transmission type.

Note: Survey activities for the Fuel Consumption Survey ceased at the end of December, 1988. All data collected for 1988 are available but it should be noted that it only includes information on personal use passenger cars. Information concerning all Fuel Consumption Survey data up to and including 1988 will continue to be disseminated through Statistics Canada and can be obtained by contacting: Stephen Arrowsmith (613) 951-0566.

Price: No Charge

WATER TRANSPORT

54-205



Shipping in Canada. Annual. First issue 1946. Bilingual. ISSN 0835-5533. DDC 387.2/0971.

This publication presents a comprehensive overview of domestic and international shipping activities at Canadian ports. It provides vessel traffic data and commodity detail by points of loading and unloading; trends in port traffic, containerization, commodity movements and transport

markets; key indicators on the size and structure of the Canadian water carrier industry; plus financial and operational statistics on revenues and expenditures, services, employees, property value and fleet composition.

Per Issue

Canada:	\$41.00
United States:	US\$49.00
Other Countries:	US\$57.00

PIPE LINE TRANSPORT

55-001

Oil pipe line transport. Monthly. First issue, July 1951. Bilingual.

ISSN 0380-4615.

DDC 338.4/7665544/0971.

The publication provides receipts and deliveries by source and by movement of crude oil and refined petroleum products by gathering and trunk lines, by provinces. It also presents data on barrel-miles and operating revenues. A data analysis is included.

Per Issue

Per Year

Canada:	\$10.00	\$100.00
United States:	US\$12.00	US\$120.00
Other Countries:	US\$14.00	US\$140.00

55-002

Gas utilities. Monthly. First issue, June 1959. Bilingual.

ISSN 0380-2329.

DDC 338.4/766573/0971.

The publication provides receipts and disposition of natural gas by province, month; commodity distance, sales, revenues, customers by rate structure, imports and exports. It also includes definitions.

Per Issue

Per Year

Canada:	\$12.70	\$127.00
United States:	US\$15.20	US\$152.00
Other Countries:	US\$17.80	US\$178.00

55-201

Oil pipe line transport. Annual. First issue 1958. Bilingual.

ISSN 0410-5591.

DDC 338.4/7665544/0971.

The publication presents cubic metres of oil carried by gathering and trunk lines by province, by month, receipts and deliveries, cubic-metre kilometres, pipe line distance, balance sheet, property account revenues, expenses, income, employees, salaries and wages. It also includes data analysis and a glossary. Covers SIC 4612: Crude oil pipeline transport industry.

TRANSPORTATION, COMMUNICATIONS AND UTILITIES

	<i>Per Issue</i>
Canada:	\$22.00
United States:	US\$26.00
Other Countries:	US\$31.00

COMMUNICATIONS

56-001

Communications. Irregular. First issue, June 1971. Bilingual.

ISSN 0380-0334.

DDC 384.6/0971.

This publication provides early release of summary information on telecommunications, including the telephone industry and other telecommunications carriers, radio and television broadcasting, cable television, and miscellaneous data of general interest. It includes the methodology and data quality.

	<i>Per Issue</i>	<i>Per Year</i>
Canada:	\$8.20	\$49.00
United States:	US\$9.85	US\$59.00
Other Countries:	US\$11.50	US\$69.00

56-002

Telephone statistics. Monthly. First issue, Apr. 1977. Bilingual.

ISSN 0707-9753.

DDC 384.6/0971.

This publication presents monthly and year-to-date data as aggregated from reports of 13 major telephone systems along with comparisons to data from the previous year. Information is provided on operating revenue and expenses, salaries and wage payments, number of employees, construction expenditures, telephone toll messages and network access lines in service. Included is an analysis of data and a list of respondents.

	<i>Per Issue</i>	<i>Per Year</i>
Canada:	\$8.30	\$83.00
United States:	US\$10.00	US\$100.00
Other Countries:	US\$11.60	US\$116.00

56-201

Telecommunications statistics. Annual. First issue 1917. Bilingual.

ISSN 0703-7252.

DDC 384/0971.

The publication presents data on telecommunications carriers in Canada: revenues, expenses, number of messages sent, mileage operated, employees, salaries and wages, by company. It includes data analysis, methodology, and data quality.

	<i>Per Issue</i>
Canada:	\$17.00
United States:	US\$20.00
Other Countries:	US\$24.00

56-203

Telephone statistics. Annual. First issue 1918. Bilingual.

ISSN 0380-7843.

DDC 384.6/0971.

This publication presents annually, detailed financial statistics on the Canadian telephone industry by area. Also included are operational data such as wire mileage, number of telephone calls and number of access lines in service. There is a textual analysis of the data with comments on methodology, a data quality and a glossary of terms.

	<i>Per Issue</i>
Canada:	\$36.00
United States:	US\$43.00
Other Countries:	US\$50.00

56-204

Radio and television broadcasting. Annual. First issue 1961. Bilingual.

ISSN 0575-9560.

DDC 384.54/0971.

This publication presents detailed financial statistics on the Canadian radio and television industry. The tables group the data by province and by revenue group. Operational data are provided on the privately owned radio and television industry and the Canadian Broadcasting Corporation. There is an analysis of the data and a glossary of terms.

	<i>Per Issue</i>
Canada:	\$26.00
United States:	US\$31.00
Other Countries:	US\$36.00

56-205

Cable television. Annual. First issue 1967. Bilingual.

ISSN 0703-7244.

DDC 384.55/56/0971.

This publication presents annually detailed financial statistics on the Canadian cable television industry by area and by revenue group. Operational data are published on subscribers, households, kilometres of cable, channel capacity and program hours. The preamble to the publication consists of statistical highlights, a written analysis and text tables which display a financial and operating summary of the cable television industry (including pay television). Also included is a glossary of terms for the industry.

TRANSPORTATION, COMMUNICATIONS AND UTILITIES

	<i>Per Issue</i>
Canada:	\$26.00
United States:	US\$31.00
Other Countries:	US\$36.00

OTHER UTILITIES

57-001

Electric power statistics. Monthly. First issue, Jan. 1933. Bilingual.

ISSN 0380-0229.

DDC 338.4/762131/0971.

This publication provides generation of electricity by utilities and industrial establishments, imports and exports, energy made available for use in Canada, with cumulative monthly totals for year to date, by province.

	<i>Per Issue</i>	<i>Per Year</i>
Canada:	\$10.00	\$100.00
United States:	US\$12.00	US\$120.00
Other Countries:	US\$14.00	US\$140.00

57-003

Quarterly report on energy supply-demand in Canada. Quarterly. First issue 1976. Bilingual.

ISSN 0702-0465.

DDC 333.79/13/0971.

The publication presents energy balance sheets in natural units and heat equivalents in primary and secondary forms, by province, each showing data on production, trade, interprovincial movements, conversion, and consumption by sector. Analytical tables and details on non-energy products are shown. It also includes explanatory notes and a data analysis.

	<i>Per Issue</i>	<i>Per Year</i>
Canada:	\$31.75	\$127.00
United States:	US\$38.00	US\$152.00
Other Countries:	US\$44.50	US\$178.00

57-202

Electric power statistics. Volume II, annual statistics. Annual. First issue 1925. Bilingual.

ISSN 0380-9765.

DDC 338.4/762131/0971.

Supply and disposition of electricity together with number of customers and value of sales; also employees, salaries and wages, financial statistics, fuels used to generate electricity and historical tabulation of supply and disposal of electric energy, by province are presented in this publication. It also includes a data analysis and a bibliography.

	<i>Per Issue</i>
Canada:	\$27.00
United States:	US\$32.00
Other Countries:	US\$38.00

57-204

Electric power statistics. Volume I, annual electric power survey of capability and load. Annual. First issue 1955. Bilingual.

ISSN 0380-951X.

DDC 338.4/762131/0971.

The publication provides current and projected data of capability and load of producers of electric energy by province. It includes a data analysis, definitions, a list of respondents and a bibliography.

	<i>Per Issue</i>
Canada:	\$27.00
United States:	US\$32.00
Other Countries:	US\$38.00

57-205

Gas utilities, transport and distribution systems. Annual. First issue 1959. Bilingual.

ISSN 0527-5318.

DDC 338.2/7285/0971.

The publication provides receipts and disposition of natural gas by month and by province; pipeline distance; balance sheet, property account, income account, employees and earnings. It includes a data analysis, a glossary and a bibliography.

	<i>Per Issue</i>
Canada:	\$27.00
United States:	US\$32.00
Other Countries:	US\$38.00

57-206

Electric power statistics. Volume III, inventory of prime mover and electric generating equipment. Annual. First issue 1971. Bilingual.

ISSN 0702-6609.

DDC 621.31/21/0971.

The publication gives a list of generating plants in Canada by ownership, showing the location, year of installation, and name-plate rating of main generators as of the end of the year. It includes explanatory notes and a bibliography.

	<i>Per Issue</i>
Canada:	\$27.00
United States:	US\$32.00
Other Countries:	US\$38.00

COMMERCE, CONSTRUCTION, FINANCE AND PRICES

Contents	Page
Commerce, Construction, Finance and Prices	
61 <i>Business Conditions</i>	63
62 <i>Prices and Consumer Expenditure</i>	66
63 <i>Merchandising and Services</i>	69
64 <i>Construction and Housing</i>	75
65 <i>International Trade</i>	78
66 <i>International Travel</i>	80
67 <i>Balance of Payments and International Investments</i>	81
68 <i>Government Finance</i>	83

BUSINESS CONDITIONS

61-003

Industrial corporations, financial statistics. Quarterly. First issue, Oct. 1954. Last issue, 3rd quarter 1990. Bilingual. **Discontinued.**

ISSN 0380-7525.

DDC 338.7/4/0971.

This publication, using tables and graphs, presents income statement (revenue, expenses and profits) and balance sheet data (assets, liabilities and equity) on a quarterly basis for 47 industries and three sub-sectors. The data are published with comparable data for several preceding quarters. The publication contains highlights of the current quarter, descriptions of data sources and industrial classification. **Note:** This publication is discontinued. The data are now available in publication 61-008.

Price: Back Issue

61-003P

Industrial corporations, financial statistics, preliminary data. Quarterly. First issue, Oct. 1974. Bilingual. **Discontinued.**

ISSN 0225-9168.

DDC 338.7/4/0971.

The publication contains preliminary income statement data for 47 industries and three totals for the past quarter and for the comparable quarter one year ago. See also 61-003. **Note:** This publication is discontinued. The data are now available in publication 61-008.

Price: Back Issue

61-006

Financial institutions, financial statistics. Quarterly. First issue 1963. Last issue, 3rd quarter 1990. Bilingual. **Discontinued.**

ISSN 0380-075X.

DDC 332.1/0971.

This publication focuses on the financial position and operations of financial institutions, financial intermediaries and investment funds operating in Canada. Financial statistics include the balance sheet and statements of income, retained earnings and changes in financial position. Data are also provided on finance leasing contracts outstanding, by type of company engaged in finance leasing and, on deferred compensation and retirement plans. **Note:** This publication is discontinued. The data are now available in publication 61-008.

Price: Back Issue

61-008

Quarterly financial statistics for enterprises. Quarterly. First issue 1990. Bilingual.

ISSN 1180-3169.

DDC 338.7/4/0971.

This publication contains the current review and highlights of the financial activities, performance and health of enterprises in the corporate sector by industry including the total non-financial and total financial sectors. Tables are presented for 34 industry groups and totals showing balance sheet data (assets, liabilities and equity), income statement data (revenues, expenses and profits), changes in financial position data (source of funds, investments and capital expenditures) and selected financial ratios.

	<i>Per Issue</i>	<i>Per Year</i>
<i>Canada:</i>	\$23.00	\$92.00
<i>United States:</i>	US\$27.50	US\$110.00
<i>Other Countries:</i>	US\$32.25	US\$129.00

61-203

Federal government enterprise finance, income and expenditure, assets, liabilities and net worth. Annual. First issue 1958/1959/1960. Bilingual.

ISSN 0575-8505.

DDC 354.7109/2.

The publication contains a current and historical review of the operational performance and financial activities of federal government business enterprises. Analytical text, tables and charts are also featured as well as a list of enterprises with these subsidiaries, universe change and debt forgiveness. Concepts, coverage, sources, methods, financial classification and terminology are also defined. This publication contains information on the performance of federal government enterprises.

	<i>Per Issue</i>
<i>Canada:</i>	\$25.00
<i>United States:</i>	US\$26.00
<i>Other Countries:</i>	US\$26.00

COMMERCE, CONSTRUCTION, FINANCE AND PRICES

61-204

Provincial government enterprise finance. Annual. First issue 1958/61. Bilingual.
ISSN 0575-9463.
DDC 354.7109/2.

This annual publication contains the current review of the operations and financial activities of provincial government business enterprises of each province in Canada. Analytical text, tables and charts are also featured as well as a list of enterprises with their subsidiaries. Concepts, coverage, sources, methods, financial classification are also defined. This publication is the only document that contains inter-provincial comparability on the performance of provincial government enterprises engaged in commercial activities.

Per Issue

Canada:	\$25.00
United States:	US\$26.50
Other Countries:	US\$26.50

61-205

Private and public investment in Canada, intentions. Annual. First issue 1946. Bilingual.
ISSN 0823-065X.
DDC 338.4/367/0971.

This publication presents capital and repair expenditures on construction and on machinery and equipment for all sectors of the Canadian economy and by province for selected industry groups. The report also provides capital and repair expenditures for 15 of the largest metropolitan areas in the manufacturing sector and the split between private and public investment, business and social capital and current and constant dollars. The tabulations focus on capital spending intentions for the coming year, preliminary estimates of actual investment for the current year and the actual investment for the previous year. The investment data are gathered from about 28,000 establishments and establishment groups in Canadian businesses, institutions and governments.

Per Issue

Canada:	\$30.00
United States:	US\$36.00
Other Countries:	US\$42.00

61-206

Private and public investment in Canada, revised intentions. Annual. First issue 1954. Bilingual.
ISSN 0823-0668.
DDC 338.4/367/0971.

This publication presents capital and repair expenditures on construction and on machinery and equipment for all sectors of the Canadian economy and by province for selected industry groups. Capital and repair expenditures split between private and public investment, business

and social capital and current and constant dollars are also shown. The tabulations cover preliminary estimates of actual investment for the previous year, the original intentions and revised intentions on capital spending for the current year. The investment data are gathered from about 28,000 establishments and establishment groups in Canadian businesses, institutions and governments.

Per Issue

Canada:	\$30.00
United States:	US\$36.00
Other Countries:	US\$42.00

61-207

Corporation financial statistics. Annual. First issue 1965. Bilingual.
ISSN 0575-8262.
DDC 338.7/4/0971.

The publication contains detailed annual financial data (balance sheet, income and expenses, profit and retained earnings) and 15 commonly used financial ratios for corporations classified by 182 industries. It includes highlights of the current year and descriptions of sources of data and coverage, industrial classification, methodology and data definitions.

Per Issue

Canada:	\$55.00
United States:	US\$66.00
Other Countries:	US\$77.00

61-208

Corporation taxation statistics. Annual. First issue 1965. Bilingual.
ISSN 0576-0119.
DDC 336.24/3/0971.

With an extensive analysis and several charts, this publication provides annual data related to corporation income taxes including the income on which income tax is based, the province in which that income is earned and a reconciliation of book profit, taxable income and income taxes for 182 industries. It includes highlights of the current year and descriptions of the source of data and coverage, industrial classification, methodology and data definitions.

Per Issue

Canada:	\$66.00
United States:	US\$79.00
Other Countries:	US\$92.00

61-208P

Corporation taxation statistics, preliminary data for income taxes and provincial allocation of taxable income. Annual. First issue 1979. Last issue 1987. Bilingual. **Discontinued.**
ISSN 0833-2606.

COMMERCE, CONSTRUCTION, FINANCE AND PRICES

Incorrect ISSN (0229-6101) printed in the publication.

DDC 336.24/3/0971.

This publication provides estimates based on partial data of federal and provincial corporation income taxes and taxable income by province, for major industry groups.

Note: The data shown in this preliminary publication are henceforth available in the annual 61-208. For further information, please contact Paula Helmer, Industrial Organization and Finance Division (613) 951-9852.

Price: This publication is out of print and no longer available for sale. It can however be consulted in Regional Reference Centres and depository libraries across Canada. (See appendices for a list.)

61-209

Credit unions. Annual. First issue 1966. Last issue 1982. Bilingual. **Discontinued.**

ISSN 0576-0100.

DDC 334.2/2/0971.

This comprehensive report provides data on the operation and financial performance of credit unions and caisses populaires operating in Canada. Statistics, for Canada and the provinces for local and central credit unions, cover such topics as the number of members and employees, size and type of credit unions, balance sheets, operating statements, undistributed surplus statements, and reserve accounts. **Note:** This publication is no longer available. The financial information may be obtained partly in publication 61-008 or by request on a cost-recovery basis. For further information, please contact: Marc Dinelle (613) 951-2675.

Per Issue

Canada: \$50.00

United States: US\$51.00

Other Countries: US\$51.00

61-210

Annual report of the Minister of Industry, Science and Technology under the Corporations and Labour Unions Returns Act. Part I, Corporations. Annual. First issue 1962. Bilingual.

ISSN 0823-4248.

DDC 338.7/4/0971.

With extensive analysis and numerous charts, this publication draws a national profile of foreign control in Canada. The report presents a year long examination of foreign control in Canada. Included are a series of charts, text tables and tables providing a time series on major financial characteristics by control, control of corporations classified by asset size and 33 major industry groups, and financial statistics of corporations with assets of 25 million or more, by 33 major industry groups, by control.

Per Issue

Canada: \$65.00

United States: US\$78.00

Other Countries: US\$91.00

61-214

Capital and repair expenditures, manufacturing sub-industries, intentions. Annual. First issue 1978. Bilingual.

ISSN 0833-0042.

DDC 338.4/367/0971.

This publication presents capital and repair expenditures for approximately 100 manufacturing sub-industries at the Canada level. Capital and repair expenditures split between construction and machinery and equipment are also shown. All tabulations present the spending intentions for the coming year, preliminary estimates of actual investment for the current year and the actual investment for the previous year. The data are based on a sample of approximately 9,000 individual establishments.

Per Issue

Canada: \$17.00

United States: US\$20.00

Other Countries: US\$24.00

61-216

Exploration, development and capital expenditures for mining and petroleum and natural gas wells, intentions. Annual. First issue 1981. Bilingual.

ISSN 0833-0034.

DDC 338.2/3/0971.

This publication presents data on expenditures for exploration and development and capital expenditures for metal and non-metal mines by province and by industry groups. The data are gathered from about 500 individual establishments. For the petroleum and natural gas industry, detailed exploration and development expenditures for both the conventional sector (by province) and for the non-conventional sector in Alberta are presented. The data are based on approximately 460 companies. The tabulations for the mining and petroleum and natural gas wells show the spending intentions for the coming year, preliminary estimates of actual investment for the current year and the actual investment for the previous year.

Per Issue

Canada: \$17.00

United States: US\$20.00

Other Countries: US\$24.00

61-231

Small business in Canada, a statistical profile. Annual. First issue 1982/1984. Bilingual.

ISSN 0820-9022.

COMMERCE, CONSTRUCTION, FINANCE AND PRICES

DDC 338.6/42/0971.

This publication depicts small business in Canada by major industry group, i.e. Forestry, Mining, Manufacturing, Construction, Wholesale and Retail Trade, Real Estate Operators and Insurance Agencies and Business and Personal Services. The three tables show a breakdown of small businesses by number and province as well as industry. In addition, selected Income Statement and Balance Sheet data are shown, at the Canada level only, for small, medium and large in-scope businesses.

Per Issue

Canada:	\$24.00
United States:	US\$25.00
Other Countries:	US\$25.00

61-517

Inter-corporate ownership. Biennial. First issue 1975. Bilingual.

ISSN 0575-8823.

DDC 338.8/0971.

This publication is an index of who owns and/or controls whom in Canada. Its corporate ownership section shows the portion of voting rights of a corporation owned or held by another corporate body or groups of related individuals. Its index includes all foreign-controlled corporations, as well as multiple references for corporations that appear on several pages.

Per Issue

Canada:	\$325.00
United States:	US\$390.00
Other Countries:	US\$390.00

PRICES AND CONSUMER EXPENDITURE

62-001

The consumer price index. Monthly. First issue, Jan. 1935. Bilingual.

ISSN 0703-9352.

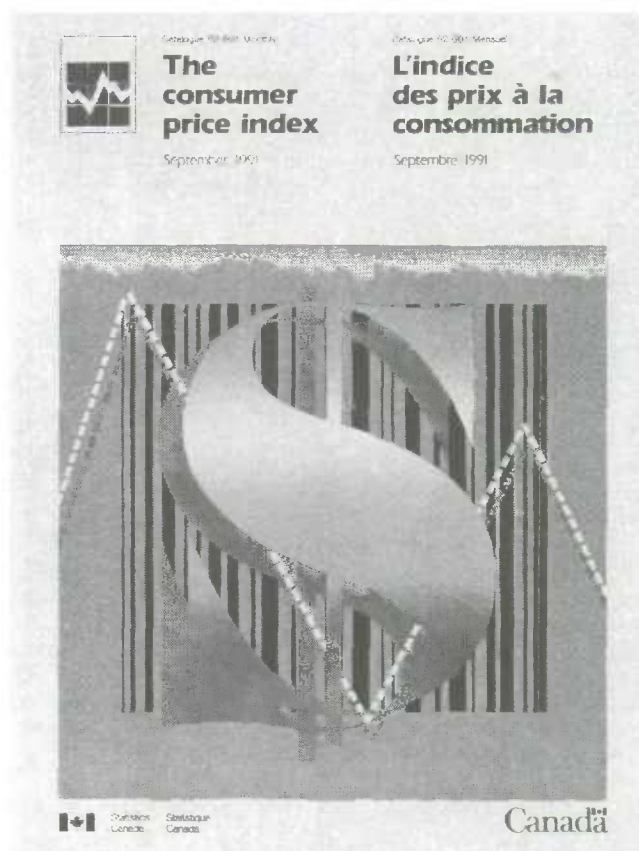
DDC 338.5/28/0971.

This monthly release of the Consumer Price Index for Canada and for the 18 regional cities, provides a descriptive capsule summary of retail price movements and the factors underlying them. It also contains the following tabular information: latest price index movements for the seven major components; price index changes on one and 12-month bases or an extensive number of components and groups; historical monthly information; seasonally adjusted monthly price movements; and price indexes reclassified according to categories of goods and services.

Per Issue

Per Year

Canada:	\$9.30	\$93.00
United States:	US\$11.20	US\$112.00
Other Countries:	US\$13.00	US\$130.00



62-003

Farm product price index. Monthly. First issue, June 1946. Bilingual.

ISSN 0835-0906.

DDC 338.1/3/0971.

This publication presents indexes of prices received by farmers from the sale of agricultural products. A variety of monthly and annual indexes of crops, livestock and overall prices are included by province from 1981 to date. Indexes for the major commodity groups are also available, but only at the Canada level. The publication also includes data highlights, concepts and methods.

Per Issue

Per Year

Canada:	\$7.10	\$71.00
United States:	US\$8.50	US\$85.00
Other Countries:	US\$9.90	US\$99.00

COMMERCE, CONSTRUCTION, FINANCE AND PRICES

62-004

Farm input price index. Quarterly. First issue, Aug. 1944. Bilingual.

ISSN 0383-4875.

DDC 338.1/3/0971.

The publication shows indexes of prices of commodities and services used in Canadian farming operations for eastern and western Canada and provides a national total. It contains up to five years of quarterly and annual statistics. It also includes technical notes and data analysis.

	<i>Per Issue</i>	<i>Per Year</i>
<i>Canada:</i>	\$12.25	\$49.00
<i>United States:</i>	US\$14.75	US\$59.00
<i>Other Countries:</i>	US\$17.25	US\$69.00

62-007

Construction price statistics. Quarterly. First issue, Nov. 1974. Bilingual.

ISSN 0833-238X.

DDC 338.4/369/00971.

The publication contains price indexes of inputs into construction, contractors' selling prices and special purpose aggregations of price indexes for construction and machinery and equipment relating to specified categories of capital expenditures. It also presents new housing price indexes for 20 cities; detailed residential and non-residential building materials input price indexes; and summaries of other construction statistics, as well as periodic articles relating to new or revised construction price statistics. It includes data analysis and technical notes.

	<i>Per Issue</i>	<i>Per Year</i>
<i>Canada:</i>	\$18.00	\$72.00
<i>United States:</i>	US\$21.50	US\$86.00
<i>Other Countries:</i>	US\$25.25	US\$101.00

62-010

Consumer prices and price indexes. Quarterly. First issue, Oct./Dec. 1975. Bilingual.

ISSN 0380-691X.

DDC 338.5/28/0971.

The publication highlights the current and historical statistics on consumer prices and related price indexes. A comparative index contains retail price differentials for 11 major cities by selected groups of consumer goods and services. The edition for the last quarter of the calendar year includes a supplement examining price movements in retrospect for the last 12 months. It includes definitions and data analysis.

	<i>Per Issue</i>	<i>Per Year</i>
<i>Canada:</i>	\$18.00	\$72.00
<i>United States:</i>	US\$21.50	US\$86.00
<i>Other Countries:</i>	US\$25.25	US\$101.00

62-011

Industry price indexes. Monthly. First issue, Jan. 1971/Dec. 1975. Bilingual.


ISSN 0700-2033.

DDC 338.5/28/0971.

The publication provides monthly and annual indexes of industry selling prices for manufacturing industries, with commodity detail; purchase price indexes of selected industrial materials, and energy selling price indexes. Charts and graphs, explanation of methods used, and additional sources are included.

	<i>Per Issue</i>	<i>Per Year</i>
<i>Canada:</i>	\$18.20	\$182.00
<i>United States:</i>	US\$21.80	US\$218.00
<i>Other Countries:</i>	US\$25.50	US\$255.00

62-201



Homeowner repair and renovation expenditure in Canada / Annual. First issue 1987. Bilingual.

ISSN 0840-8106.

DDC 643/.7/0971.

This publication offers a look at the homeowner household market for \$11.5 billion worth of home repairs

COMMERCE, CONSTRUCTION, FINANCE AND PRICES

and maintenance, additions, renovations and installations of equipment and fixtures. These expenditures, averaging \$1,996 per homeowner household in 1987, cover the separate purchase of materials, as well as contract and labour expenditures. Data covering the 10 provinces are presented by size of area of residence, type of dwelling, value of dwelling, age of household head, income, age of the dwelling and length of occupancy.

	<i>Per Issue</i>
<i>Canada:</i>	\$26.00
<i>United States:</i>	US\$31.00
<i>Other Countries:</i>	US\$36.00

62-553

The consumer price index reference paper : updating based on 1986 expenditures / Statistics Canada, Prices Division. 136 p. 28 cm. 1989. Bilingual.
ISBN 0-660-54211-0.
DDC 338.5/28/0971.

This reference document, released in conjunction with the eleventh updating of the Consumer Price Index (CPI), describes all aspects of the CPI, including definition, scope, concepts, data collection, calculation and interpretation of the index. Also includes a number of appendices pertaining to the 1986 weighting diagram and classification system, and a comparison between the 1982 and 1986 weighted indexes.

	<i>Per Issue</i>
<i>Canada:</i>	\$44.00
<i>United States:</i>	US\$46.00
<i>Other Countries:</i>	US\$46.00

62-554

Family food expenditure in Canada. Biennial. First issue 1982. Bilingual.
ISSN 0838-3898.
DDC 339.4/863/0971.

This publication offers a comprehensive look at food expenditure detail of families and unattached individuals living in both urban and rural areas of Canada classified by a variety of demographic and economic groups. Also covered are special topics such as the seasonality of food purchases and expenditures by store and restaurant type.

	<i>Per Issue</i>
<i>Canada:</i>	\$28.00
<i>United States:</i>	US\$29.00
<i>Other Countries:</i>	US\$29.00

62-555

Family expenditure in Canada. Irregular. First issue 1982. Bilingual.
ISSN 0838-3715.
DDC 339.4/7/0971.

This publication offers a comprehensive look at the budgets of families and unattached individuals belonging to a variety of demographic and economic groups. Also covered are a number of special topics such as expenditures of the elderly, mortgage interest and principal, child care and clothing of individuals.

	<i>Per Issue</i>
<i>Canada:</i>	\$38.00
<i>United States:</i>	US\$46.00
<i>Other Countries:</i>	US\$46.00

62-556

Industrial product price indexes, 1981 = 100 : concepts and methods / Statistics Canada, Prices Division, Industrial Prices Section. 216 p. 28 cm. 1986. Bilingual.
ISBN 0-660-52876-2.
DDC 338.5/28/0971.

This reference document was released in conjunction with the third updating of price indexes for the outputs of Canadian manufacturers and describes the concepts and methods used in the index calculation: formula, source and patterns of weights and sampling procedures are discussed. The measures of data quality provided are described. A detailed description of the commodity classification is given together with an outline of the aggregation systems used both for commodities and industries.

	<i>Per Issue</i>
<i>Canada:</i>	\$25.00
<i>United States:</i>	US\$26.50
<i>Other Countries:</i>	US\$26.50

62-557E

Your guide to the Consumer Price Index. 15 p. 18 x 26 cm. 1986. E. and F.
ISBN 0-660-12789-X.
DDC 338.5/28/0971.

This publication is prepared for the general public interested in obtaining a brief, non-technical introduction to the Consumer Price Index (CPI). It poses and answers some of the more frequently asked questions relating to the construction, interpretation and use of this index.

Price: This publication is out of print and no longer available for sale. It can however be consulted in Regional Reference Centres and depository libraries across Canada. (See appendices for a list.)

62-558

Industry price indexes, 1986 = 100 : users' guide / Statistics Canada, Prices Division, Industrial Prices. 144 p. 28 cm. 1990. Bilingual.
ISBN 0-660-54862-3.
DDC 338.5/28/0971.

COMMERCE, CONSTRUCTION, FINANCE AND PRICES

This publication describes two sets of prices indexes, the Industrial Product Price Indexes (IPPI) and the Raw Materials Price Indexes (RMPI), and it covers four topics. The first section describes the different sets of data and how they are organized. The second section provides some help in choosing the most appropriate index for different uses and describes the main characteristics of the statistics. The third section explains how to link together series from different time periods. The final section gives some general information to users. The intention of this text and accompanying tables is to assist users of the statistics in their selection and use of the figures.

Per Issue

Canada: \$40.00
United States: US48.00
Other Countries: US56.00

62-602

Price level measurement : proceedings from a conference sponsored by Statistics Canada / editors, W.E. Diewert, C. Montmarquette. 1,179 p. 27 cm. 1983. Bilingual.

ISBN 0-660-52186-5

DDC 338.5/28.

A collection of 21 selected papers authored by Canadian and international experts in the field of price indexes which were presented at a conference sponsored by Statistics Canada in the fall of 1982. The papers span such topics as the theoretical foundations of the Consumer Price Index, specific price measurement issues, output indexes and price behaviour and business cycles. The majority of the papers are presented in English accompanied by a summary in French.

Price: Back Issue

62-603E

Canada's Consumer Price Index / Business, Provincial and Municipal Relations Division in consultation with Prices Division. 18 p. 30 cm. 1984. E. and F.

ISBN 0-660-11481-X.

DDC 338.5/28/0971.

Designed for the high school teacher, the kit contains a text, two full-colour posters and 10 colour transparencies of charts and tables. Each section of the text includes student worksheets with questions and answers. Also included is a class project involving the calculation of a Student Price Index.

Price: Back Issue

62-606E

The Consumer Price Index for Canada : a comparison of the 1978 and the 1982 primary classification systems / Consumer Prices Section. 33 leaves. 28 cm. 1985. E. and F.

ISBN 0-660-12795-4.


DDC 338.5/28/0971.

The objective is to assist the user of Consumer Price Index information to compare the structure of the 1978 classification system with that of its successor, the 1982 classification system.

Price: Back Issue

MERCHANDISING AND SERVICES

63-002



Department store sales and stocks. Monthly. First issue, Feb. 1938. Bilingual.

ISSN 0380-7045.

DDC 381/.1/0971.

The publication presents monthly sales, stocks and number of outlets for department stores. The data are shown for Canada and by province and selected metropolitan areas. Estimates of sales and stocks at selling value are also produced by department store for Canada. In addition, supplementary tables provide data, seasonally adjusted and in constant dollars. Data analysis, definitions, methodology, data reliability and a

COMMERCE, CONSTRUCTION, FINANCE AND PRICES

bibliography are also included.

	<i>Per Issue</i>	<i>Per Year</i>
<i>Canada:</i>	\$14.40	\$144.00
<i>United States:</i>	US\$17.30	US\$173.00
<i>Other Countries:</i>	US\$20.20	US\$202.00

63-004

Department store monthly sales by province and metropolitan area. Monthly. First issue, Jan. 1950. Bilingual.

ISSN 1183-7888.

DDC 381/.1/0971.

The publication presents data on department store sales and percentage changes of department store sales for Canada, by province and selected metropolitan areas.

	<i>Per Issue</i>	<i>Per Year</i>
<i>Canada:</i>	\$2.70	\$27.00
<i>United States:</i>	US\$3.20	US\$32.00
<i>Other Countries:</i>	US\$3.80	US\$38.00

63-005

Retail trade. Monthly. First issue, Jan. 1929/1930. Bilingual.

ISSN 0380-6146.

DDC 381/.1/0971.

The publication presents monthly data on retail sales for chain and independent stores by kind of business. Revised estimates for the previous months are also provided and in every March issue final estimates for the previous year are given. The data are shown for Canada, by province and by selected metropolitan areas. In addition, supplementary tables provide data, seasonally adjusted and in constant dollars. Data analysis, definitions, methodology, data reliability and a bibliography are also included.

	<i>Per Issue</i>	<i>Per Year</i>
<i>Canada:</i>	\$18.20	\$182.00
<i>United States:</i>	US\$21.80	US\$218.00
<i>Other Countries:</i>	US\$25.50	US\$255.00

63-007

New motor vehicle sales. Monthly. First issue, Jan. 1932/Feb. 1933. Bilingual.

ISSN 0705-5595.

DDC 381/.456292/0971.

The publication presents monthly and cumulative sales levels of new motor vehicles: number and value of new passenger cars, trucks and buses by country of origin (North America, Japan and other countries). The data are shown for Canada and the provinces. In addition, supplementary tables provide data seasonally adjusted. Data analysis, methodology, definitions, a bibliography and lists of North American motor vehicle manufacturers, and importers and distributors of overseas manufactured

motor vehicles are included.

	<i>Per Issue</i>	<i>Per Year</i>
<i>Canada:</i>	\$14.40	\$144.00
<i>United States:</i>	US\$17.30	US\$173.00
<i>Other Countries:</i>	US\$20.20	US\$202.00

63-008

Wholesale trade. Monthly. First issue, Nov. 1935. Bilingual.

ISSN 0380-7894.

DDC 381/.2/0971.

Each month, this publication provides estimates of percentage changes for sales and inventories and stocks/sales ratios for wholesale merchants (excluding agents and brokers and wholesalers of grain and petroleum products). Data are presented separately for nine major trade groups of wholesalers for Canada and in aggregate for five regions. The publication contains month-to-month, year-to-year and cumulative trends, a retrospective for the last six months and data analysis.

	<i>Per Issue</i>	<i>Per Year</i>
<i>Canada:</i>	\$14.40	\$144.00
<i>United States:</i>	US\$17.30	US\$173.00
<i>Other Countries:</i>	US\$20.20	US\$202.00

63-011

Restaurant, caterer and tavern statistics. Monthly. First issue, June 1967. Bilingual.

ISSN 0226-2320.

DDC 338.4/76479571.

This publication presents the monthly estimates of total receipts of restaurants, caterers and taverns both at the Canada and provincial levels. The estimates for restaurants are broken down into three categories - licensed, unlicensed and take-outs. Highlights of the month's estimates are commented upon along with an analysis of the market share of chain groups versus the independent operators. These highlights are accompanied by tables and graphs showing the year-over-year change for the reference month both in dollar and percentage terms. Revised estimates for the previous month along with the accumulated year-to-date estimates are also outlined.

	<i>Per Issue</i>	<i>Per Year</i>
<i>Canada:</i>	\$6.10	\$61.00
<i>United States:</i>	US\$7.30	US\$73.00
<i>Other Countries:</i>	US\$8.50	US\$85.00

63-014

Merchandising inventories. Monthly. First issue, May 1972. Last issue, March 1989. Bilingual. **Discontinued.**

ISSN 0380-7177.

DDC 381/.0971.

COMMERCE, CONSTRUCTION, FINANCE AND PRICES

This publication presents data on the merchandising trade. It consolidates inventories and stocks/sales ratios of wholesale merchants, chain stores, department stores and independent retail dealers. Inventories represent stocks of merchandise on hand at the end of the month or quarter. The report also contains retail trade, composition of kind of business groups and a bibliography. **Note:** The data shown in this publication are available in the following publications: 63-002 *Department store sales and stocks*, 63-005 *Retail trade* and 63-008 *Wholesale trade*. For further information, please contact Ron Rasia (613) 951-3559.

	<i>Per Issue</i>	<i>Per Year</i>
Canada:	\$14.40	\$144.00
United States:	US\$17.30	US\$173.00
Other Countries:	US\$20.20	US\$202.00

63-015

Service industry bulletin. Bimonthly. First issue 1987. Bilingual.

ISSN 0847-0901.

DDC 338.7/61/0971.

This report, issued six times a year, presents the results of special service industry studies, provides advance information on service industry revenue trends, and otherwise serves as a vehicle to promote service industry data and analysis.

	<i>Per Issue</i>	<i>Per Year</i>
Canada:	\$7.20	\$43.00
United States:	US\$8.65	US\$52.00
Other Countries:	US\$10.00	US\$60.00

63-202

The control and sale of alcoholic beverages in Canada. Annual. First issue 1928. Bilingual. **Suspended.**

ISSN 0705-4319.

DDC 338.4/76631/0971.

The publication analyzes the sales of alcoholic beverages in Canada. The report also sets out in detail government revenue derived from the control and sale of alcoholic beverages. Analytical text, tables and charts are featured as well as information on imports and exports of spirits, wines and beer. Historical data are included. The publication is an excellent source of information on the inter-provincial comparability of consumption and sales pattern of alcoholic beverages. **Note:** This publication has now been suspended. For further information on current data still available, please contact Tom Capland (613) 951-0885 or Patti Phillips (613) 951-0767.

	<i>Per Issue</i>
Canada:	\$18.00
United States:	US\$22.00
Other Countries:	US\$22.00

63-204

Traveller accommodation statistics. Annual. First issue 1949. Bilingual.

ISSN 0380-5956.

DDC 338.4/76479471.

Statistics on hotels, motels, tourist camping grounds and other types of traveller accommodation (e.g., receipts, employment, expenses, occupancy). Includes definitions, methodology, data quality.

	<i>Per Issue</i>
Canada:	\$22.00
United States:	US\$26.00
Other Countries:	US\$31.00

63-206

Motion picture production. Annual. First issue 1952. Bilingual.

ISSN 0527-5768.

DDC 338.4/738483/0971.

The publication presents data on the motion picture industry: production, employees, salaries, gross revenue, and an analysis of types of film produced. Includes data analysis, methodology, and data quality.

	<i>Per Issue</i>
Canada:	\$20.00
United States:	US\$21.00
Other Countries:	US\$21.00

63-207

Motion picture theatres and film distributors. Annual. First issue 1930. Bilingual.

ISSN 0380-6294.

DDC 338.4/738483/0971.

The publication presents principal statistics on motion picture theatres, regular and drive-in, film distributors and videotape production, Canadian and foreign: establishments, employment, revenue and expenses, theatre capacity, amusement taxes, etc. Includes methodology, data quality, definitions and data analysis.

	<i>Per Issue</i>
Canada:	\$20.00
United States:	US\$21.00
Other Countries:	US\$21.00

63-210

Retail chain and department stores. Annual. First issue 1933. Bilingual.

ISSN 0227-017X.

DDC 381/.12/0971.

This publication presents retail sales of chain and department store organizations by kind of business, by province, by selected localities, by number of stores

COMMERCE, CONSTRUCTION, FINANCE AND PRICES

operated and by annual sales volume; statistics on stocks on hand at year end, cost of goods sold and gross margins; and distributions covering sales volume, physical size, sales per square foot (metre), department store commodities and "major" and "junior" type department stores. It includes definitions, methodology, data quality, lists of chain store and department store organizations in Canada, a survey questionnaire and a bibliography.

Per Issue

Canada: \$34.00
United States: US\$41.00
Other Countries: US\$48.00

63-213

Vending machine operators. Annual. First issue 1959. Bilingual.

ISSN 0527-6411.

DDC 338.4/762982/0971.

This publication presents data on sales of merchandise by vending machine operators through automatic vending machines, type of machine and by location for Canada and the provinces. Also included are definitions, methodology, data quality, a survey questionnaire and a bibliography.

Per Issue

Canada: \$22.00
United States: US\$26.00
Other Countries: US\$31.00

63-218

Direct selling in Canada. Annual. First issue 1966/1967. Bilingual.

ISSN 0590-5702.

DDC 381/.1/0971.

This publication presents non-store retail sales for Canada, giving data on commodities sold and breakdowns by method of distribution - such as personal selling, mail or any other method. Also included are definitions, methodology, data quality, a survey questionnaire and a bibliography.

Per Issue

Canada: \$22.00
United States: US\$26.00
Other Countries: US\$31.00

63-219

Campus book stores. Annual. First issue 1966/67/1968/69. Bilingual.

ISSN 0380-6286.

DDC 381/.450705/0971.

This publication provides data on campus book stores in Canada. Retail sales including textbooks, other non-curricular books, stationery and supplies with

number of employees and payroll data are provided at the national, provincial and certain regional levels by academic year. Also included are definitions, methodology, data quality, a list of campus book stores, a survey questionnaire and a bibliography.

Per Issue

Canada: \$22.00
United States: US\$26.00
Other Countries: US\$31.00

63-222

Computer service industry. Annual. First issue 1972. Bilingual.

ISSN 0318-4064.

DDC 338.4/700164/0971.

This publication contains the principal statistics for businesses providing computer services as a major activity. Data are presented by size group and province and include class of customer, operating expenses and revenue distribution by type of service. The publication includes data analysis and discussion of survey objectives, questionnaire content, methodology and data quality, as well as a five-year historical review of key statistics.

Per Issue

Canada: \$30.00
United States: US\$36.00
Other Countries: US\$42.00

63-223

Annual retail trade. Annual. First issue 1986. Bilingual.

ISSN 0843-557X.

DDC 381/.1/0971.

This publication provides a comprehensive picture of retailing in Canada for two current years. Selected financial ratios (purchases, inventories, gross margins, etc.) at the national level, as well as retail sales and number of locations at the national and provincial levels are shown. Also provided are definitions, methodology, data reliability and the Standard Industrial Classification for 1980.

Per Issue

Canada: \$22.00
United States: US\$26.00
Other Countries: US\$31.00

63-224

Market research handbook. Annual. First issue 1975. Bilingual.

ISSN 0590-9325.

DDC 658.8/3971.


The handbook is designed to be a comprehensive source of socio-economic statistics for all those who study the Canadian consumer market - market

COMMERCE, CONSTRUCTION, FINANCE AND PRICES

researchers, strategists, product planners and sales leaders. The broad range of data are equally relevant to consumer and business-to-business marketing; they present profiles of key industries including the small business sector, as well as consumers in all provinces and 45 major cities. International trade data and projections - of population, households, families and selected economic indicators, etc. - provide information for businesses seeking to expand or develop new product lines. The 1990 edition has been extensively updated to include relevant data from the 1986 census, more information about small businesses and about Canada-U.S. trade in goods and services.

Per Issue

Canada:	\$94.00
United States:	US\$113.00
Other Countries:	US\$132.00



63-226

Wholesale trade statistics, wholesale merchants, agents and brokers. Annual. First issue 1981. Bilingual. ISSN 0823-1214. DDC 381/.2/0971.

This annual publication provides a complete statistical overview of the wholesale trade sector for the most recent survey year and a revised version for the previous year. It includes main statistics such as volume of trade, net sales and receipts, purchases, inventories, salaries and wages for establishments of wholesale merchants and agents and brokers. The data are disaggregated by kind of business category, as described in the Standard Industrial Classification and by province. The publication also includes terms and definitions, some comments pertaining to data quality, a kind-of-business list, survey questionnaires and a bibliography.

Per Issue

Canada:	\$34.00
United States:	US\$41.00
Other Countries:	US\$48.00

63-232

Business services. Annual. First issue 1984/86. Bilingual.

ISSN 0838-2182.

DDC 338.7/61/0971.

This publication provides three years of financial, marketing, and employment information for 34 industries rendering services to other businesses such as advertising, engineering, computer, customs brokerage, auto, truck and equipment rental and leasing, and janitorial services. The report covers Business Services (major group 77 of the 1980 Standard Industrial Classification), and Other Service Industries (major group 99). Data are presented for Canada and the provinces.

Per Issue

Canada:	\$30.00
United States:	US\$36.00
Other Countries:	US\$42.00

63-233

Leisure and personal services. Annual. First issue 1984/1986. Bilingual.

ISSN 0838-2174.

DDC 338.7/61/0971.

A companion to *Business Services* (63-232), this publication provides three years of financial, marketing and employment information on 27 industries. The report covers Amusement and Recreation (major group 96 of the 1980 Standard Industrial Classification), and Personal and Household Services (major group 97). Data are presented for Canada and the provinces.

Per Issue

Canada:	\$30.00
United States:	US\$36.00
Other Countries:	US\$42.00

COMMERCE, CONSTRUCTION, FINANCE AND PRICES

63-234

Architectural, engineering and scientific services in Canada. Annual. First issue 1988. Bilingual.

ISSN 1183-4447.

DDC 338.4/762/000971.

The publication presents the results of the 1988 surveys of architectural, consulting engineering and scientific and technical services. There are three sections in the publication, one for each of the industries surveyed. Each section includes a description of the industry, a discussion of methodology, an analysis of the data, coverage and data quality, as well as explanatory notes related to the statistical tables. For each industry, tables showing detailed statistics by province or region are followed by tables detailed according to revenue size group. The tables have been numbered in such a way as to facilitate comparisons between industries, and also between provinces and revenue size groups within each industry.

Per Issue

Canada: \$37.00

United States: US\$44.00

Other Countries: US\$52.00

63-532

Funeral directors. Quadrennial. First issue 1976. Bilingual.

ISSN 0575-8629.

DDC 338.4/736375/0971.

The publication presents data on funeral services: receipts by source and type of service, average funeral cost, inventory, purchases and expenditures. It also includes methodology, data quality, definitions and an analysis.

Per Issue

Canada: \$20.00

United States: US\$21.00

Other Countries: US\$21.00

63-537

Architectural, engineering and scientific services, 1986. 58 p. 28 cm. First issue 1989. Last issue 1989. Bilingual. **Discontinued.**

ISBN 0-660-54209-9.

DDC 338.4/762/000971.

The publication presents the principal statistics for offices of architects, consulting engineers and businesses providing scientific and technical services. Data are presented separately for each industry by size group and province, and include employment, operating expenses and revenue distribution by specialization. Text includes data analysis, as well as discussion of survey objectives, methodology and data quality. **Note:** This publication is replaced by publication 63-234.


Per Issue

Canada: \$33.00

United States: US\$35.00

Other Countries: US\$35.00

63-541



Retail commodity survey, 1989. 171 p. 28 cm. 1991. Bilingual.

ISBN 0-660-54865-8.

381./1/0971.

The retail commodity survey for 1989, containing broadly based data on the patterns of consumer demand in Canada, is the most comprehensive study completed since 1974. It provides benchmark data on the type of goods Canadians buy, and allows analysis of change in buying habits and retailing patterns. The survey was designed in consultation with members of the retail business community. It reflects more detailed information than is normally available from the accounting records of Canadian retailers. It covers approximately 200 commodity groupings sold by 16 types of retail outlets, in all the provinces and the territories. Although the proportion of expenditures on major retail commodities did not change appreciably between 1974 and 1989, the survey reflects a number of shifts in consumer

COMMERCE, CONSTRUCTION, FINANCE AND PRICES

preferences. For example, food sales represented about the same proportion of retail sales as in 1974, but poultry was a much more significant component of the food basket at the expense of other meat products. Other changes confirmed by the survey are the shifts in buying habits away from general merchandise stores, including department, variety and general stores, towards specialty retailers.

	<i>Per Issue</i>
<i>Canada:</i>	\$50.00
<i>United States:</i>	US\$60.00
<i>Other Countries:</i>	US\$70.00

63-603

Operating results, men's retail clothing stores. Irregular. First issue 1974. Bilingual.

ISSN 0829-7401.

DDC 381/.45687/088041.

This publication presents data on men's retail clothing stores: operating results, providing ratios of gross profit, detailed expense items and net profit as a percentage of net sales for incorporated and for unincorporated firms. These ratios are stratified by sales size and by province or region wherever possible. In order to enhance the usefulness of the data, both the "mean" and the "median" are shown for each financial ratio. Includes bibliography.

	<i>Per Issue</i>
<i>Canada:</i>	\$15.00
<i>United States:</i>	US\$16.00
<i>Other Countries:</i>	US\$16.00

63-607

Operating results, retail drug stores. Irregular. First issue 1978. Bilingual.

ISSN 0829-741X.

DDC 381/.456154/0971.

The publication presents data on retail drug stores: operating results, providing ratios of gross profit, detailed expense items and net profit as a percentage of net sales for incorporated and for unincorporated firms. These ratios are stratified by sales size and by province or region wherever possible. In order to enhance the usefulness of the data, both the "mean" and the "median" are shown for each financial ratio. It also includes data analysis, the methodology and a bibliography.

	<i>Per Issue</i>
<i>Canada:</i>	\$15.00
<i>United States:</i>	US\$16.00
<i>Other Countries:</i>	US\$16.00

63-608

Operating results, retail florists. Biennial. First issue 1979. Bilingual.

ISSN 0833-2274.

DDC 381/.456359/0971.

The publication presents data on retail florists: operating results, providing ratios of gross profit, detailed expense items and net profit as a percentage of net sales for incorporated and unincorporated firms. These ratios are stratified by sales size and by province or region wherever possible. In order to enhance the usefulness of the data, both the "mean" and the "median" are shown for each financial ratio. It also includes data analysis, the methodology and a bibliography.

	<i>Per Issue</i>
<i>Canada:</i>	\$15.00
<i>United States:</i>	US\$16.00
<i>Other Countries:</i>	US\$16.00

63-609

Operating results, retail jewellery stores. Annual. First issue 1978. Bilingual.

ISSN 0833-2282.

DDC 381/.4573927/0971.

The publication presents data on independent retail jewellery stores: operating results, providing ratios of gross profit, detailed expense items and net profit as a percentage of net sales for incorporated and unincorporated firms. These ratios are stratified by sales size and by province or region wherever possible. In order to enhance the usefulness of the data, both the "mean" and the "median" are shown for each financial ratio. It also includes data analysis, the methodology and a bibliography.

	<i>Per Issue</i>
<i>Canada:</i>	\$15.00
<i>United States:</i>	US\$16.00
<i>Other Countries:</i>	US\$16.00

CONSTRUCTION AND HOUSING

64-001

Building permits. Monthly. First issue, Dec. 1922. Bilingual.

ISSN 0318-8809.


DDC 338.4/769/00971.

This monthly publication provides information about the building construction sectors. In addition to data on the number and value of building permits issued by Canadian municipalities, this publication provides information on the average value of dwellings, the number and value of mobile homes, and permits issued for building renovation. Data are presented at national

COMMERCE, CONSTRUCTION, FINANCE AND PRICES

and provincial levels as well as for census metropolitan areas, large urban centres and economic regions. With the use of graphs, summary tables and a short analysis, the publication describes current activity and trends in the residential and non-residential building construction sectors.

	<i>Per Issue</i>	<i>Per Year</i>
<i>Canada:</i>	\$22.10	\$221.00
<i>United States:</i>	US\$26.50	US\$265.00
<i>Other Countries:</i>	US\$30.90	US\$309.00



64-002

Housing starts and completions. Monthly. First issue, Apr. 1946. Last issue, Dec. 1989. Bilingual. **Discontinued.**

ISSN 0319-8278.

DDC 338.4/76908/0971.

Construction of permanent dwellings in Canada, showing starts, completions and units under construction: monthly figures for provinces and urban centres of 10,000 or greater population; quarterly data for all areas. Includes definitions and data highlights. **Note:** The December 1989 issue is the last for Statistics Canada. Starting with January 1990 data, Canada Mortgage and Housing

Corporation will be responsible for releasing the data on housing starts in Canada. For further information, contact Jane Carruthers, Canada Mortgage and Housing Corporation (613) 748-2550.

Price: Back Issue

64-201

Construction in Canada. Annual. First issue 1951/1953. Bilingual.

ISSN 0527-4974.

DDC 338.4/769/00971.

This publication contains data on the total value of construction put in place. The analysis includes data for construction in both current and constant dollars for new and repair construction and the type of structure by sector and by province. Seventy different types of structures are covered. The publication also devotes a section on labour content and cost of materials. The tabulations focus on capital spending intentions for the coming year, preliminary estimates of actual investment for the current year and the actual investment for the previous year.

	<i>Per Issue</i>
<i>Canada:</i>	\$39.00
<i>United States:</i>	US\$47.00
<i>Other Countries:</i>	US\$55.00

64-202

Household facilities and equipment. Annual. First issue, Sept. 1953. Bilingual.

ISSN 0318-5273.

DDC 363.5/0971.

Sample surveys of household facilities are taken in the spring of each year. This publication presents estimates of heating, water, cooking and bathroom facilities and of appliances like refrigerators, microwave ovens, washing machines and clothes dryers in Canadian homes. It also includes items such as telephones, radios, television sets, automobiles, etc. Recreational equipment, supplementary heating equipment and fuel, and questions on dwelling condition are included on a rotational basis, as are other household items. The report also includes data analysis, definitions, data quality and survey questionnaires.

	<i>Per Issue</i>
<i>Canada:</i>	\$28.00
<i>United States:</i>	US\$34.00
<i>Other Countries:</i>	US\$39.00

64-203

Building permits, annual summary. Annual. First issue 1966. Bilingual.

ISSN 0575-7975.

DDC 338.4/769/00971.

COMMERCE, CONSTRUCTION, FINANCE AND PRICES

This annual publication includes detailed analysis and charts depicting construction activity over the last decade. The tables are comparable to those in the monthly publication 64-001. In addition, the annual publication includes revised monthly data, on a seasonally adjusted basis, for the previous three years.

	<i>Per Issue</i>
<i>Canada:</i>	\$56.00
<i>United States:</i>	US\$67.00
<i>Other Countries:</i>	US\$78.00

64-204

Mechanical trade contractors. Annual. First issue 1967. Bilingual.
ISSN 0835-1031.
DDC 338.4/76928/0971.

This publication contains information on the aggregate activity of mechanical trade contractors (i.e. plumbing, heating and cooling, sheet metal, etc.). It is one of seven publications resulting from the annual construction census that provide statistics on the construction industry. Input and output dollar volumes as well as labour hours and person years are listed by region and trade. Selected balance sheet information and financial ratios are also presented. The text covers an introduction, a review of the data that includes analytical tables and charts, definitions and a methodology description.

	<i>Per Issue</i>
<i>Canada:</i>	\$22.00
<i>United States:</i>	US\$26.00
<i>Other Countries:</i>	US\$31.00

64-205

Electrical trade contractors. Annual. First issue 1969. Bilingual.
ISSN 0835-104X.
DDC 338.4/762131/0971.

This publication contains information on the aggregate activity of electrical trade contractors. It is one of seven publications resulting from the annual construction census that provide statistics on the construction industry. Input and output dollar volumes as well as labour hours and person years are listed by province and size group. Selected balance sheet information and financial ratios are also presented. The text covers an introduction, a review of the data that includes analytical tables and charts, definitions and a methodology description.

	<i>Per Issue</i>
<i>Canada:</i>	\$22.00
<i>United States:</i>	US\$26.00
<i>Other Countries:</i>	US\$31.00

64-206

Highway, road, street and bridge contractors. Annual. First issue 1970. Bilingual.
ISSN 0835-1058.
DDC 338.4/7624/0971.

This publication contains information on the aggregate activity of general contractors primarily engaged in highway, road, street and bridge construction. It is one of seven publications resulting from the annual construction census that provide statistics on the construction industry. Input and output dollar volumes, as well as labour hours and person years are listed by province and size group. Selected balance sheet information and financial ratios are also presented. The text covers an introduction, a review of the data that includes analytical tables and charts, definitions and a methodology description.

	<i>Per Issue</i>
<i>Canada:</i>	\$22.00
<i>United States:</i>	US\$26.00
<i>Other Countries:</i>	US\$31.00

64-207

Non-residential general contractors and developers. Annual. First issue 1971. Bilingual.
ISSN 0835-1066.
DDC 338.4/769/00971.

This publication contains information on the aggregate activity of general contractors primarily engaged in non-residential building construction. It is one of seven publications resulting from the annual construction census that provide statistics on the construction industry. Input and output dollar volumes, as well as labour hours and person years are listed by province and size group. Selected balance sheet information and financial ratios are also presented. The text covers an introduction, a review of the data that includes analytical tables and charts, definitions and a methodology description.

	<i>Per Issue</i>
<i>Canada:</i>	\$22.00
<i>United States:</i>	US\$26.00
<i>Other Countries:</i>	US\$31.00

64-208

Residential general contractors and developers. Annual. First issue 1973. Bilingual.
ISSN 0835-1074.
DDC 338.4/76908/0971.

This publication contains information on the aggregate activity of general contractors primarily engaged in residential building construction. It is one of seven publications resulting from the annual construction census that provide statistics on the construction industry. Input and output dollar volumes, as well as

COMMERCE, CONSTRUCTION, FINANCE AND PRICES

labour hours and person-years are listed by province and size group. Selected balance sheet information and financial ratios are also presented. The text covers an introduction, a review of the data that includes analytical tables and charts, definitions and a methodology description.

Per Issue

Canada: \$22.00
United States: US\$26.00
Other Countries: US\$31.00

64-209

Heavy engineering contractors. Annual. First issue 1975. Bilingual.

ISSN 0835-1082.

DDC 338.4/7624/0971.

This publication contains information on the aggregate activity of general contractors primarily engaged in construction of heavy engineering type projects such as electric power, waterworks and sewage, gas and oil, marine and other facilities. It is one of seven publications resulting from the annual construction census that provide statistics on the construction industry. Input and output dollar volumes, as well as labour hours and person years are listed by province, size group and major type of construction. Selected balance sheet information and financial ratios are also presented. The text covers an introduction, a review of the data that includes analytical tables and charts, definitions and a methodology description.

Per Issue

Canada: \$22.00
United States: US\$26.00
Other Countries: US\$31.00

64-210

Special trade contractors. Annual. First issue 1975. Bilingual.

ISSN 0835-1090.

DDC 338.4/7624/0971.

This publication contains information on the aggregate activity of special trade contractors (i.e. sub-contractors). It is one of seven publications resulting from the annual construction census that provide statistics on the construction industry. Input and output dollar volumes as well as labour hours and person years are listed by region and trade. Selected balance sheet information and financial ratios are also presented. The text covers an introduction, a review of the data that includes analytical tables and charts, definitions and a methodology description.

Per Issue

Canada: \$27.00
United States: US\$32.00
Other Countries: US\$38.00

64-601

Household facilities and equipment, 1977-1981 (revised estimates) / Statistics Canada, Consumer Income and Expenditure Division. 46 p. 28 cm. 1982. Bilingual.

ISBN 0-660-51980-1.

DDC 338.4/769/00971.

Survey estimates are revised when the latest Census of Canada data become available. The latest set of revisions, based on the 1981 Census affected the data collected in the years 1977-1981. All tables which appeared in publication 64-202 for these years have been revised and are presented in this report.

Price: Back Issue

INTERNATIONAL TRADE

65-001



Summary of Canadian international trade. Monthly. First issue, Jan. 1947. Bilingual.

ISSN 0828-1556.

DDC 382/.0971.

COMMERCE, CONSTRUCTION, FINANCE AND PRICES

Included in this publication are highlights, definitions and occasional articles on Canadian trade as well as a series of summary charts and tables showing monthly, quarterly, and annual data on both a customs and balance of payments basis. Data are presented by principal trading area, country, commodity category and province. Price/volume indexes and constant dollar information are also included.

	<i>Per Issue</i>	<i>Per Year</i>
<i>Canada:</i>	\$18.20	\$182.00
<i>United States:</i>	US\$21.80	US\$218.00
<i>Other Countries:</i>	US\$25.50	US\$255.00

65-001P

Preliminary statement of Canadian international trade. Monthly. First issue, Mar. 1985. Bilingual.

ISSN 0828-1998.

DDC 382/.0971.

This monthly information bulletin releases merchandise trade data in advance of regular international trade publications. This release presents a textual analysis of Canadian trade on a balance of payments basis and is supplemented by a series of summary tables, charts and graphics, as well as articles dealing with recent developments in methodology and in Canada's merchandise trade. The data are released at 8:30 a.m. (E.S.T.).

	<i>Per Issue</i>	<i>Per Year</i>
<i>Canada:</i>	\$10.00	\$100.00
<i>United States:</i>	US\$12.00	US\$120.00
<i>Other Countries:</i>	US\$14.00	US\$140.00

65-001P Facsimile Service (10-002)

In response to client demand for more timely reception of data from the Preliminary Statement of Canadian International Trade (Catalogue 65-001P), the International Trade Division offers a facsimile service to provide tables from the publication on the morning of release 8:30 a.m. (E.S.T.). This service is presented as a part of a subscription package discount offer consisting of the printed publication, forwarded by mail, plus the tables faxed directly to the subscriber.

	<i>Per Year</i>
<i>Canada:</i>	\$250.00
<i>United States:</i>	US\$350.00
<i>Other Countries:</i>	US\$350.00

65-003

Exports by country. Quarterly. First issue, Mar. 1944. Bilingual.

ISSN 1181-6724.

DDC 382/.6/0971.

Each quarter, this publication presents Canada's export trade data (values only) by country and commodity according to the Harmonized System (H.S.) at the two-digit level showing the latest quarter together with the cumulative year-to-date totals (distributed by province of origin).

	<i>Per Issue</i>	<i>Per Year</i>
<i>Canada:</i>	\$82.75	\$331.00
<i>United States:</i>	US\$99.25	US\$397.00
<i>Other Countries:</i>	US\$115.75	US\$463.00

65-004

Exports by commodity. Monthly. First issue, Jan. 1944. Bilingual.

ISSN 1181-6732.

DDC 382/.6/0971.

This publication provides detailed export trade data (quantity and value) for the current month and year-to-date by commodity and country according to the Harmonized System (H.S.) at the six-digit level and summarized data by country, section (H.S.) and province of origin.

	<i>Per Issue</i>	<i>Per Year</i>
<i>Canada:</i>	\$55.10	\$551.00
<i>United States:</i>	US\$66.10	US\$661.00
<i>Other Countries:</i>	US\$77.10	US\$771.00

65-006

Imports by country. Quarterly. First issue, Mar. 1944. Bilingual.

ISSN 1181-6740.

DDC 382/.5/0971.

Each quarter, this publication presents import trade data (values only) by country and commodity according to the Harmonized System (H.S.) at the two-digit level showing the latest quarter together with the cumulative year-to-date totals (distributed by province of clearance).

	<i>Per Issue</i>	<i>Per Year</i>
<i>Canada:</i>	\$82.75	\$331.00
<i>United States:</i>	US\$99.25	US\$397.00
<i>Other Countries:</i>	US\$115.75	US\$463.00

65-007

Imports by commodity. Monthly. First issue, Jan. 1944. Bilingual.

ISSN 1181-6759.

DDC 382/.5/0971.

This publication presents detailed import trade data (quantity and value) for the current month and year-to-date by commodity and country according to the Harmonized System (H.S.) at the six-digit level and summarized data by country, section (H.S.) and province of clearance.

COMMERCE, CONSTRUCTION, FINANCE AND PRICES

	<i>Per Issue</i>	<i>Per Year</i>
<i>Canada:</i>	\$55.10	\$551.00
<i>United States:</i>	US\$66.10	US\$661.00
<i>Other Countries:</i>	US\$77.10	US\$771.00

65-202

Exports, merchandise trade. Annual. First issue 1939. Bilingual.

ISSN 1181-6767.

DDC 382/.6/0971.

This publication provides detailed annual export data for the current year (quantity and value) by commodity and country according to the Harmonized System (H.S.) at the six-digit level. Also included are summarized data by country and principal trading areas for up to ten years; province of origin by country of destination (including American states); the mode of transport for the current year; and summary export categories by country for five years.

	<i>Per Issue</i>
<i>Canada:</i>	\$166.00
<i>United States:</i>	US\$199.00
<i>Other Countries:</i>	US\$232.00

65-203

Imports, merchandise trade. Annual. First issue 1939. Bilingual.

ISSN 1181-6775.

DDC 382/.5/0971.

This publication provides detailed annual import data for the current year, showing values only by commodity and country according to the Harmonized System (H.S.) at the six-digit level. Also included are summarized data by country of origin, country of consignment and principal trading areas for up to ten years; province of clearance by country (including American states); the mode of transport for the current year; and summary import categories by country of origin for five years.

	<i>Per Issue</i>
<i>Canada:</i>	\$166.00
<i>United States:</i>	US\$199.00
<i>Other Countries:</i>	US\$232.00

65-503

Canadian international trading patterns / Statistics Canada, International Trade Division. 75 p. 28 cm. 1985. Bilingual.

ISBN 0-660-52869-X.

DDC 382/.0971.

This chartbook reviews Canada's trading relations with its principal partners between 1970 and 1984. Charts illustrate the highlights of this period, such as the declining importance of trade with Europe and the recent shift from trade deficits to surplus in the motor vehicle

sector. It also includes a calendar of events that have had a major impact on Canada's trade with other countries.

	<i>Per Issue</i>
<i>Canada:</i>	\$25.00
<i>United States:</i>	US\$26.00
<i>Other Countries:</i>	US\$26.00

INTERNATIONAL TRAVEL

66-001



International travel. Quarterly. First issue 1931. Bilingual.

ISSN 0838-3952.

DDC 338.4/79171/0464.

This report contains information by month for the past two years on a province of entry basis in the form of tables and graphs with analytical text summarizing the quarter. Mode of transportation and country of residence of visitors are also included. This report includes estimates of the travel account for the balance of payments both seasonally and not seasonally adjusted.

COMMERCE, CONSTRUCTION, FINANCE AND PRICES

	<i>Per Issue</i>	<i>Per Year</i>
<i>Canada:</i>	\$38.50	\$154.00
<i>United States:</i>	US\$46.25	US\$185.00
<i>Other Countries:</i>	US\$54.00	US\$216.00

66-001P

International travel, advance information. Monthly. First issue, Apr. 1985. Bilingual. (Touriscope).

ISSN 0705-5269.

DDC 338.4/79171/0464.

This bulletin contains advance information monthly and year-to-date, on visitors entering Canada and on returning Canadian residents. It also includes an estimate of overnight trips by province of entry (visitors) and re-entry (Canadian residents). The bulletin is released seven weeks following the reference period.

	<i>Per Issue</i>	<i>Per Year</i>
<i>Canada:</i>	\$6.10	\$61.00
<i>United States:</i>	US\$7.30	US\$73.00
<i>Other Countries:</i>	US\$8.50	US\$85.00

66-201

International travel, travel between Canada and other countries. Annual. First issue 1920. Bilingual. (Touriscope).

ISSN 0317-6738.

DDC 338.4/79171/0464.

This report summarizes annual findings of travel to and from Canada in the form of tables, charts, maps and an analytical review. The publication provides a profile of international travellers by province/country of residence, area of destination, mode of transportation, purpose, length of stay, expenditures, age group and sex.

	<i>Per Issue</i>
<i>Canada:</i>	\$34.00
<i>United States:</i>	US\$41.00
<i>Other Countries:</i>	US\$48.00

BALANCE OF PAYMENTS AND INTERNATIONAL INVESTMENTS

67-001

Canada's balance of international payments. Quarterly. First issue 1953. Bilingual. (System of national accounts).

ISSN 0847-074X.

DDC 382.1/7/0971.

The publication presents Canada's transactions with non-residents on a quarterly basis. These transactions are grouped under two main accounts: the current account for merchandise, services, investment income and transfers; the capital account for borrowings and investments abroad. The transactions are distributed

among six geographical areas (quarterly and annually) for the current and two previous years with comments on developments in the current quarter. The fourth quarter issue includes: more detailed breakdowns of some accounts, annual historical data for six geographical areas back to 1973 and, for total non-residents, from 1927.

	<i>Per Issue</i>	<i>Per Year</i>
<i>Canada:</i>	\$27.50	\$110.00
<i>United States:</i>	US\$33.00	US\$132.00
<i>Other Countries:</i>	US\$38.50	US\$154.00

67-001P

Canada's balance of international payments. Quarterly. First issue, 2nd quarter 1980. Bilingual.

ISSN 0847-074X.

DDC 382.1/7/0971.

This advanced release of the publication 67-001 presents Canada's transactions with all non-residents and with United States residents. It includes highlights for the current quarter and data for the previous two years.

	<i>Per Issue</i>	<i>Per Year</i>
<i>Canada:</i>	\$10.25	\$41.00
<i>United States:</i>	US\$12.25	US\$49.00
<i>Other Countries:</i>	US\$14.25	US\$57.00

67-002

Canada's international transactions in securities. Monthly. First issue 1935. Bilingual.

ISSN 1183-4315.

DDC 332.6/73/0971.

The publication presents trading in Canadian and foreign bonds and stocks with non-residents. Trading in outstanding securities is presented on a monthly basis, while new issues and retirements are quarterly. Monthly gross and net transactions are presented with the United States, United Kingdom, Continental Europe, Japan and other countries by type of issue; data for the previous two years are included. Highlights are given for the current period. The December issue contains historical data and an annual review.

	<i>Per Issue</i>	<i>Per Year</i>
<i>Canada:</i>	\$15.80	\$158.00
<i>United States:</i>	US\$19.00	US\$190.00
<i>Other Countries:</i>	US\$22.10	US\$221.00

67-202

Canada's international investment position. Annual. First issue 1926/1967. Bilingual. (System of national accounts).

ISSN 0318-8868.

DDC 332.6/73/0971.

This annual publication presents the external financial position of Canada in terms of foreign investments in


COMMERCE, CONSTRUCTION, FINANCE AND PRICES

Canada and Canadian investments abroad at year end. It contains detailed analysis by type of investments, by industry, by country. Analytical information is also provided on the relative position of both Canadian and foreign ownership and control of capital employed in Canada. Detailed data are provided for eight years.

	<i>Per Issue</i>
Canada:	\$37.00
United States:	US\$44.00
Other Countries:	US\$52.00

foreign affiliated companies. New with the 1988/89 issue are experimental breakdowns for over 20 additional countries and country groups and a technical note explaining the estimation of financial services, particularly banking and securities transactions.

	<i>Per Issue</i>
Canada:	\$32.00
United States:	US\$38.00
Other Countries:	US\$45.00



67-203

Canada's international transactions in services. Annual. First issue 1986/1987. Bilingual. (System of national accounts).

ISSN 0840-5859.

DDC 382.1/7/0971.

This comprehensive source on international service transactions contains aggregate data from 1969 and details for the most recent years. Major categories are travel, freight and shipping, business services, government transactions and miscellaneous services. A description of sources and methods is also provided. Business services are categorized by geographical area, industry, country of control and whether or not with



67-508

Canada's balance of international payments, historical statistics 1926 to 1990 / Statistics Canada. Balance of Payments Division. 286 p. 28 cm. 1991. Bilingual.

ISBN 0-660-56556-0.

DDC 382/17/0971.

The publication entails a major overhaul of the series back to 1926 to provide users with easy and consistent access to a full array of information on Canada's transactions with non-residents, a key component of the Canadian economy. Data on the changing characteristics of Canada's external sector are particularly relevant with the increasing internationalization which permeates both Canada's real and financial markets.


COMMERCE, CONSTRUCTION, FINANCE AND PRICES

Per Issue

Canada: \$50.00
 United States: US\$60.00
 Other Countries: US\$70.00

Per Issue

Canada: \$25.00
 United States: US\$26.00
 Other Countries: US\$26.00



67-510

Canada's international trade in services, 1969 to 1984 / Statistics Canada, Balance of Payments, International and Financial Economics Division. (System of national accounts). 52 p. 28 cm. 1986. Bilingual. ISBN 0-660-52885-1. DDC 382.1/7/0971.

This special report provides an analysis of important trends in this sector over 15 years. The analytical text and 22 tables draw on data selected from six of 15 years from 1969 to 1984. Business services are covered extensively, with detailed information available for the first time for 1983 and 1984 - including regional and industrial breakdowns. Data are given for up to six geographical areas around the world and 16 categories such as consulting and professional services, royalties and computer services. The data also show whether or not transactions were carried out with affiliates abroad (e.g. Canadian subsidiaries with their foreign head offices).

Per Issue

Canada: \$15.00
 United States: US\$16.00
 Other Countries: US\$16.00

GOVERNMENT FINANCE

Note: The following Public Institutions publications have now been **suspended**. For further information on current data still available, please contact Tom Capland (613) 951-0885 or Patti Phillips (613) 951-0767.

67-509

Canadian imports by domestic and foreign controlled enterprises. Biennial. First issue 1978. Bilingual. ISSN 0830-0097. DDC 382/.5/0971.

This is a comprehensive study of Canadian imports in which the country of control of each importing firm is identified. The relative degree of import orientation of foreign and Canadian-controlled firms operating in Canada has been measured by employing a ratio of a firm's imports to its sales. The degree to which foreign-controlled firms' imports were sourced from their home countries has also been analyzed. In addition, the study illustrates the degree of import concentration in Canada. Includes data analysis, methodology and bibliography.

68-204

Local government finance, revenue and expenditure, assets and liabilities, actual. Annual. First issue 1944. **Suspended.** ISSN 0703-2749. DDC 336/.014/71.

This publication presents provincial and national aggregates of local government actual revenue and expenditure classified according to financial management series concepts. It also includes details of financial assets and liabilities and long-term debt. Definitions, data analysis, a historical summary and a bibliography are included.

Per Issue

Canada: \$26.00
 United States: US\$31.00
 Other Countries: US\$31.00

COMMERCE, CONSTRUCTION, FINANCE AND PRICES

68-207

Provincial government finance, revenue and expenditure. Annual. First issue 1950. Last issue 1985. Bilingual. **Discontinued.**

ISSN 0575-9498.

DDC 336/.013/71/

This publication presents provincial government revenue by source and expenditure by function (purpose) plus five years of historical summaries in accordance with financial management system concepts. It also provides a reconciliation of financial management revenue and expenditure to the ordinary revenue and expenditure of the provincial public accounts. An analysis of provincial government revenue and expenditure, explanatory notes, charts and a list of special funds are also included. **Note:** This publication is no longer available. For further information, please contact Pierre Doucet, Head, Provincial and Fiscal Arrangements, Public Finance Section, Public Institutions Division (613) 951-1820.

Per Issue

Canada:	\$26.00
United States:	US\$31.00
Other Countries:	US\$31.00

68-209

Provincial government finance, assets, liabilities, source and application of funds. Annual. First issue 1950. Bilingual. **Suspended.**

ISSN 0710-1023.

DDC 336/.013/71.

The publication analyses financial assets and liabilities of provincial and territorial governments by province. Analytical text, tables and charts are also featured as well as foreign borrowings, list of special funds and various financing techniques used by provincial governments. Historical data for the last ten years are included. The publication contains accurate information on the inter-provincial comparability of direct and guaranteed debt of provincial governments.

Per Issue

Canada:	\$32.00
United States:	US\$38.00
Other Countries:	US\$38.00

68-211

Federal government finance, revenue and expenditure, assets and liabilities. Annual. First issue 1953. Bilingual. **Suspended.**

ISSN 0575-8505.

DDC 336.71.

This annual publication provides an analysis of federal government revenue and expenditure, assets, liabilities and surplus within the financial management concepts, providing functional, economic cross-classifications together with analysis of sources and uses of funds, transfers to other levels of government, special fund operations and bonded debt. Also provides a reconciliation of financial management revenue and expenditure to budgetary revenue and expenditure as per public accounts. Data analysis and a bibliography are included.

Per Issue

Canada:	\$26.00
United States:	US\$31.00
Other Countries:	US\$31.00

68-507E

The system of government financial management statistics. 158 p. 28 cm. 1984. E. and F.

ISBN 0-660-11577-8.

DDC 336.71.

The publication presents an operations manual for the Financial Management System of Government Statistics. It defines the scope and precise nature of data currently available for government financial transactions and the accounting concepts which underlie the data.

Per Issue

Canada:	\$15.00
United States:	US\$16.00
Other Countries:	US\$16.00

EMPLOYMENT, UNEMPLOYMENT AND LABOUR INCOME

Contents	Page
Employment, Unemployment and Labour Income	
71 Labour Force	85
72 Employment and Earnings	90
73 Unemployment Insurance	91
74 Employee Benefit Plans	92
75 Labour Analysis and Employment Issues	93

LABOUR FORCE

71-001



The labour force. Monthly. First issue, Nov. 1945. Bilingual.

ISSN 0380-6804.

DDC 331.11/0971.

This monthly presents seasonally adjusted and unadjusted estimates of labour force, employment and unemployment, with unemployment and participation rates analyzed by selected geographic, demographic and occupational variables. It includes updates to historical series contained in 71-201, occasional special analyses and a sample questionnaire, definitions, a list of economic regions and a bibliography.

	Per Issue	Per Year
Canada:	\$17.90	\$179.00
United States:	US\$21.50	US\$215.00
Other Countries:	US\$25.10	US\$251.00

71-001P

Labour force information. Monthly. First issue, Oct. 1976. Bilingual.

ISSN 0708-3157.

DDC 331.11/0971.

This publication provides a series of summary tables on labour force characteristics for Canada, provinces and metropolitan areas as well as a brief commentary highlighting current developments in the Canadian labour force. This publication is preliminary to 71-001.

	Per Issue	Per Year
Canada:	\$6.30	\$63.00
United States:	US\$7.60	US\$76.00
Other Countries:	US\$8.80	US\$88.00

71-201

Historical labour force statistics. Annual. First issue 1953/1967. Bilingual.

ISSN 1181-957X.

DDC 331.11/0971.

This annual publication presents a selection of historical labour force statistics and related seasonal adjustment information. It also contains several hundred time series, derived from the monthly Labour Force Survey. It includes data analysis, definitions, data quality and the survey questionnaires.

	Per Issue
Canada:	\$61.00
United States:	US\$73.00
Other Countries:	US\$85.00

71-202

Annual report of the Minister of Regional Industrial Expansion under the Corporations and Labour Unions Returns Act. Part II, Labour unions. Annual. First issue 1963. Bilingual.

ISSN 0228-345X.

DDC 331.88/0971.

The report contains statistical summaries and analyses of the activities of all labour unions operating in Canada who are required to report under the Act. Data presentation utilizes both tabular and graphical displays to provide information covering membership, degree of unionization (both male and female), and financial data. The extent of the application of organized labour in Canada with international unions is outlined.

EMPLOYMENT, UNEMPLOYMENT AND LABOUR INCOME

	<i>Per Issue</i>
<i>Canada:</i>	\$34.00
<i>United States:</i>	US\$41.00
<i>Other Countries:</i>	US\$48.00

71-205

Canada's women. Annual. First issue 1986. Bilingual.
ISSN 0835-846X.
DDC 331.4/0971.

This report looks at the annual patterns of employment and unemployment of women and the characteristics of jobs they hold (full-/part-year, wages/salary, union membership, pension plan coverage).

	<i>Per Issue</i>
<i>Canada:</i>	\$12.00
<i>United States:</i>	US\$14.00
<i>Other Countries:</i>	US\$17.00

71-206

Canada's men. Annual. First issue 1986. Bilingual.
ISSN 0835-8478.
DDC 331.11/0971.

This report looks at the annual patterns of employment and unemployment of men and the characteristics of jobs they hold (full-/part-year, wages/salary, union membership, pension plan coverage).

	<i>Per Issue</i>
<i>Canada:</i>	\$12.00
<i>United States:</i>	US\$14.00
<i>Other Countries:</i>	US\$17.00

71-207

Canada's youth. Annual. First issue 1986. Bilingual.
ISSN 0835-8486.
DDC 331.3/4/0971.

This report focuses on 16 to 24 year olds. It examines labour force participation, patterns of employment and unemployment, earnings, and satisfaction with employment during the year.

	<i>Per Issue</i>
<i>Canada:</i>	\$12.00
<i>United States:</i>	US\$14.00
<i>Other Countries:</i>	US\$17.00

71-208

Canada's older workers. Annual. First issue 1986. Bilingual.
ISSN 0835-8494.
DDC 331.3/94/0971.

This report focuses on 45 to 69 year olds. It examines labour force participation, patterns of employment and

unemployment, earnings, and satisfaction with employment during the year.

	<i>Per Issue</i>
<i>Canada:</i>	\$12.00
<i>United States:</i>	US\$14.00
<i>Other Countries:</i>	US\$17.00

71-214

Canada's unionized workers. Annual. First issue 1986. Bilingual.
ISSN 0835-8554.
DDC 331.88/0971.

This report looks at the annual patterns of employment and unemployment of unionized workers and the characteristics of jobs they hold (full-/part-year, wages/salary, union membership, pension plan coverage).

	<i>Per Issue</i>
<i>Canada:</i>	\$12.00
<i>United States:</i>	US\$14.00
<i>Other Countries:</i>	US\$17.00

71-217

Pension plan coverage in Canada. Annual. First issue 1986. Bilingual.
ISSN 0835-8583.
DDC 331.25/2/0971.

This report looks at the annual patterns of employment and unemployment of persons who are covered by a pension plan and the characteristics of jobs they hold (full-/part-year, wages/salary, union membership).

	<i>Per Issue</i>
<i>Canada:</i>	\$12.00
<i>United States:</i>	US\$14.00
<i>Other Countries:</i>	US\$17.00

71-220

Labour force annual averages. Annual. First issue 1990. Bilingual.
ISSN 1181-6627.
DDC 331.12/5/0971.

The purpose of this annual publication is to provide users of Labour Force Survey data with a convenient source for annual averages. The publication presents an overview of the labour force during the period between 1980 and 1990. It contains a brief description of major developments as well as three tables giving 11 years of annual averages for selected labour force characteristics. It also presents annual average estimates of some provincial breakdowns as well as more detailed sub-provincial estimates. Methodological notes and definitions of concepts are also provided.

EMPLOYMENT, UNEMPLOYMENT AND LABOUR INCOME

Per Issue

Canada:	\$39.00
United States:	US\$47.00
Other Countries:	US\$55.00

71-519 see 71-535 no. 2

71-529

Labour force annual averages, 1981-1988 / Statistics Canada, Household Surveys Division. 377 p. 28 cm. 1989. Bilingual.
ISBN 0-660-54218-8.
DDC 331.11/0971.

This publication provides annual averages for the years 1981 to 1988 of the tables contained in the monthly 71-001, revised to the latest census of population benchmark (1986). The tables contained in this publication have been redesigned in order to provide a greater range of data for the user.

Per Issue

Canada:	\$64.00
United States:	US\$76.80
Other Countries:	US\$76.80

71-532 see 71-535 no. 3

71-533

Family characteristics and labour force activity, annual averages, 1977-1984 / Statistics Canada, Labour and Household Surveys Analysis Division. 131 p. 28 cm. 1986. Bilingual.
ISBN 0-660-52240-3.
DDC 331.12/0971.

This publication presents a set of tables which links the labour force activity of individuals to selected characteristics of the families to which they belong using annual average data from the Labour Force Survey. The accompanying text provides definitions of terms used followed by a description of the tables and technical notes related to the weighting and methodological limitations of the data.

Per Issue

Canada:	\$33.00
United States:	US\$34.50
Other Countries:	US\$34.50

71-534

Women in the workplace : selected data / Statistics Canada, Target Groups Project. 78 p. 28 cm. 1987. Bilingual.
ISBN 0-660-53402-9.
DDC 331.4/0971

The influx of women into the work force in the last 10 years has resulted in significant changes within Canadian society. The publication details such topics as education in relation to earnings, ratio of female to male income, and employment of women with children. Data, most recent as 1985, cover a 10-year period and are presented in 25 tables and 6 charts.

Per Issue

Canada:	\$20.00
United States:	US\$21.00
Other Countries:	US\$21.00

71-535 no. 1

Labour market activity of disabled persons in Canada / by D. Gower. (Labour analytic report no. 1). 96 p. 28 cm. 1988. Bilingual.
ISBN 0-660-53420-7.
DDC 331.5/9/0971.

How likely is it that a disabled person is active in the labour market? To what extent is this person's participation influenced by education and by degree of disability? Using data from the Canadian Health and Disability Survey (conducted in October 1983 and June 1984), this study answers such questions.

Per Issue

Canada:	\$24.00
United States:	US\$25.00
Other Countries:	US\$25.00

71-535 no. 2

The decline of unpaid family work in Canada / by Doreen Duchesne. (Labour analytic report no. 2). 82 p. 28 cm. 1989. Bilingual.
ISBN 0-660-53436-3.
DDC 331.5/4/0971.

This report provides an overview of unpaid family work from an historical and current perspective. It highlights farm employment (in which unpaid family work has traditionally been concentrated) from the end of the last century and provides in-depth analysis of unpaid family work in various industries between 1975 and 1987, with an emphasis on agriculture. (Quote catalogue no. 71-519 when ordering.)

Per Issue

Canada:	\$24.00
United States:	US\$25.00
Other Countries:	US\$25.00

71-535 no. 3

Results from a special survey of employers / by Gary L. Cohen. (Labour analytic report no. 3). 58 p. 28 cm. 1989. Bilingual.
ISBN 0-660-54210-2.
DDC 331.12/5/0971.

EMPLOYMENT, UNEMPLOYMENT AND LABOUR INCOME

This study analyzes data from the Survey of the Self-employed, conducted in November 1986. As well as describing the socio-economic characteristics of employers, it includes data about business partners, the year the business was established, the number of paid employees, the work schedule and kinds of work performed by the employees, and the number of paid workers between January and November 1986. (Quote catalogue no. 71-532 when ordering.)

	<i>Per Issue</i>
<i>Canada:</i>	\$24.00
<i>United States:</i>	US\$29.00
<i>Other Countries:</i>	US\$29.00

71-535 no. 4

Giving freely : volunteers in Canada / by Doreen Duchesne. (Labour analytic report no. 4). 104 p. 28 cm. 1989. Bilingual.

ISBN 0-660-54222-6.

DDC 331.5/0971.

This report looks at results from the Survey of Volunteer Activity, conducted in October 1987 and examines the characteristics of volunteers, the nature of their volunteer activities, the types of organizations they serve, and the amount of time they spend volunteering. (Quote catalogue no. 71-602 when ordering.)

	<i>Per Issue</i>
<i>Canada:</i>	\$28.00
<i>United States:</i>	US\$34.00
<i>Other Countries:</i>	US\$34.00

71-535 no. 5

Labour Force Survey economic regions, 1986 Census / Statistics Canada, Labour and Household Surveys Analysis Division. (Labour analytic report no. 5). 79 p. 28 cm. 1989. Bilingual.

ISBN 0-660-53587-4.

DDC. 304.6/0971.

Data from the 1986 Census are presented for 71 economic regions. Variables include labour force activity by age, income of individuals and family, occupation by sex, ethnic origin, language, place of birth, educational attainment and field of study. (Quote catalogue no. 71-604 when ordering.)

	<i>Per Issue</i>
<i>Canada:</i>	\$37.00
<i>United States:</i>	US\$44.00
<i>Other Countries:</i>	US\$44.00

71-536

Enterprising Canadians : the self-employed in Canada / by Gary L. Cohen. 200 p. 28 cm. 1988. Bilingual.

ISBN 0-660-53413-4.

DDC 331.12/5/0971.

This publication offers a comprehensive view of self-employment in Canada. Drawing on data from the Labour Force Survey and the Survey of Consumer Finances, the study provides a wealth of demographic and labour market facts on the self-employed. The report also highlights the dynamic role played by the self-employed in recent labour market developments.

	<i>Per Issue</i>
<i>Canada:</i>	\$40.00
<i>United States:</i>	US\$42.00
<i>Other Countries:</i>	US\$42.00

71-582 see 71-601 no. 45

LABOUR FORCE ACTIVITY SECTION: RESEARCH SERIES

71-601 no. 31

Initial results from the 1981 survey of child care arrangements / Statistics Canada, Economic Characteristics Staff, Labour Force Activity Section. (Labour force research series no. 31). 49 p. 28 cm. 1982. Bilingual.

ISBN 0-660-51608-X.

DDC 362.7/12/0971.

This publication contains the results of a Labour Force Survey supplementary survey on child care arrangements. The survey addresses the types of care arrangements used for pre-school-age and school-age children, the amount of time spent in non-parental care, the cost of such care, and parental perceptions regarding care arrangements used. It was originally issued as 86-X-501. It includes data analysis, data quality, survey questionnaire, and a code sheet.

	<i>Per Issue</i>
<i>Canada:</i>	\$5.00
<i>United States:</i>	US\$6.00
<i>Other Countries:</i>	US\$6.00

71-601 no. 32

Results from the absence from work surveys, 1978 to 1981 / Statistics Canada, Economic Characteristics Staff, Labour Force Activity Section. (Labour force research series no. 32). 30 p. 28 cm. 1982. Bilingual.

ISBN 0-660-51989-5.

DDC 331.25/762/0971.

This publication presents and analyzes selected results from the surveys concerning paid workers (employees) who were absent from work for a period of two or more consecutive weeks due to illness, accident or pregnancy at some time during the previous year. It was originally issued as 71-X-503. It also includes data analysis, notes, and a survey questionnaire.

EMPLOYMENT, UNEMPLOYMENT AND LABOUR INCOME

Per Issue

Canada:	\$5.00
United States:	US\$6.00
Other Countries:	US\$6.00

71-601 no. 33

An overview of employment developments, 1980-1982 / Statistics Canada, Economic Characteristics Staff, Labour Force Activity Section. (Labour force research series no. 33). 36 p. 28 cm. 1983. Bilingual. ISBN 0-660-52283-7. DDC 331.12/5/0971.

The report examines various aspects of labour market developments between 1980 and 1982. It includes discussions of yearly fluctuations in employment, the distribution of full and part-time employment, and average hours worked. It was originally issued as 71-X-505. It also includes data analysis, definitions, and a survey questionnaire.

Per Issue

Canada:	\$6.00
United States:	US\$7.20
Other Countries:	US\$7.20

71-601 no. 38

Hourly earnings data from the survey of 1981 work history / Statistics Canada, Economic Characteristics Division, Labour Force Activity Section. (Labour force research series no. 38). 87 p. 28 cm. 1984. Bilingual. ISBN 0-660-52322-1. DDC 331.2/971.

The publication presents hourly earnings data from the Labour Force Survey of 1981 Work History according to selected demographic characteristics (including age, sex and educational attainment) and selected job characteristics (such as unionization and full-time/part-time status). It was originally issued as 71-X-509. It also includes data analysis and a survey questionnaire.

Per Issue

Canada:	\$7.00
United States:	US\$8.40
Other Countries:	US\$8.40

71-601 no. 41

Supplementary measures of unemployment, an update / Statistics Canada, Economic Characteristics Division, Labour Force Activity Section. (Labour force research series no. 41). 42 p. 28 cm. 1984. Bilingual. ISBN 0-660-52720-0. DDC 331.13/74/0723.

The publication defines a number of supplementary unemployment rates that have been developed at Statistics Canada and describes their behaviour over time.

Per Issue

Canada:	\$6.00
United States:	US\$7.20
Other Countries:	US\$7.20

71-601 no. 45

Self-employment in Canada / Statistics Canada, Labour and Household Surveys Analysis Division, Labour Force Activity Section. (Labour force research series no. 45). 33 p. 28 cm. 1985. Bilingual. ISBN 0-660-52868-1. DDC 331.12/5/0971.

This study provides an overview of self-employment in Canada. It consists of two articles. The first deals with definitional and conceptual issues related to self-employment and presents an overview of trends over the 1979 to 1984 period. The second looks at self-employment in 1984 by age, sex and industry, and reviews changes in the characteristics of the self-employed during and after the recession. (Quote catalogue no. 71-582 when ordering.)

Per Issue

Canada:	\$10.00
United States:	US\$11.00
Other Countries:	US\$11.00

71-602 see 71-535 no. 4

71-603E

Proceedings of a Workshop on Demographic Trends and their Impact on the Canadian Labour Market / sponsored jointly by the Demography Division of Statistics Canada and the Employment and Immigration Analysis Directorate of Employment and Immigration Canada. 223 p. 28 cm. 1981. E. and F. ISBN 0-660-11196-9. DDC 304.6/0971.

Papers presented at the Workshop on Demographic Trends and Their Impact on the Canadian Labour Market, October 23, 1980, Ottawa. Includes seven papers and a list of participants.

Per Issue


Canada:	\$6.00
United States:	US\$7.20
Other Countries:	US\$7.20

71-604 see 71-535 no. 5

EMPLOYMENT, UNEMPLOYMENT AND LABOUR INCOME

EMPLOYMENT AND EARNINGS

72-002



Employment, earnings and hours, preliminary data. Monthly. First issue, Dec. 1922. Bilingual.

ISSN 0380-6936.

DDC 331.12/5/0971.

This publication presents a timely picture of employment, earnings and hours which is vital for Canada's businesses and governments for planning and decision-making purposes. The tabulations focus on monthly labour market information and historical data series. The major economic variables for over 280 industries are provided at the national and provincial/territorial level. The publication also includes a succinct monthly highlights section, quarterly feature articles and notes on the concepts and methodology of the survey.

	<i>Per Issue</i>	<i>Per Year</i>
Canada:	\$28.50	\$285.00
United States:	US\$34.20	US\$342.00
Other Countries:	US\$39.90	US\$399.00

72-004

Federal government employment. Quarterly. First issue, Apr. 1952. Last issue, Apr./June 1988. Bilingual. **Discontinued.**

ISSN 0575-8491.

DDC 331.12/5135471.

The publication analyzes employment and payroll by month of federal government employees by province of work, occupational category, department and function and by province of work for employees of federal government enterprises. It includes data analysis, the methodology; a list of special funds, and government enterprises; a classification by function; a glossary and a bibliography. **Note:** This publication is discontinued. The data are now found in publication 72-209.

	<i>Per Issue</i>	<i>Per Year</i>
Canada:	\$23.00	\$92.00
United States:	US\$27.50	US\$110.00
Other Countries:	US\$27.50	US\$110.00

72-005



Estimates of labour income. Quarterly. First issue, Jan. 1946/June 1947. Bilingual.

ISSN 0318-9007.

EMPLOYMENT, UNEMPLOYMENT AND LABOUR INCOME

DDC 331.2/971.

Each quarter this publication provides monthly estimates of wages and salaries, supplementary labour income and total labour income. The estimates of labour income account for approximately 50 % of Gross Domestic Product in the National Income and Expenditure Accounts. These data are published on an unadjusted and a seasonally adjusted basis by industry division for Canada, the provinces and territories. Each issue contains monthly data for the most current year, plus both monthly and annual data for the preceding five year period. The publication includes quarterly highlights, notes to users and a concepts and methods section.

	<i>Per Issue</i>	<i>Per Year</i>
<i>Canada:</i>	\$22.50	\$90.00
<i>United States:</i>	US\$27.00	US\$108.00
<i>Other Countries:</i>	US\$31.50	US\$126.00

72-007

Provincial and territorial government employment. Quarterly. First issue, Oct. 1959. Last issue, Apr./June 1988. Bilingual. **Discontinued.**

ISSN 0825-9224.

DDC 331.12/5135471.

This publication presents statistical information on number and earnings of provincial government employees, full-time and other, by function for departmental services; summary information for provincial institutions of higher learning, provincial government enterprises, and workmen's compensation boards. It includes data analysis, the methodology, a glossary, a list of special funds and government enterprises by province, and a bibliography. **Note:** This publication is discontinued. The data are now found in publication 72-209.

Price: Back Issue

72-009

Local government employment. Quarterly. First issue, Jan./Mar. 1967. Last issue, July/Sept. 1988. Bilingual. **Discontinued.**

ISSN 0703-7392.

DDC 331.12/51352071.

Employment and payrolls of municipal governments by province, metropolitan areas, major urban areas, and population group. Includes data analysis, methodology; list of local government entities, metropolitan areas and components; glossary and bibliography. **Note:** This publication is discontinued. The data are now found in publication 72-209.

Price: Back Issue

72-208

Work injuries. Annual. First issue 1983/1985. Bilingual. ISSN 0835-233X.

DDC 363.1/1/0971.

This publication provides an annual number of work-related time-loss injuries and illnesses, which can be used in the occupational health and safety domain. The data are detailed by province; sex, age and occupation of the injured worker; industry of the employer; nature of injury; part of body injured; source of injury; and type of accident.

	<i>Per Issue</i>
<i>Canada:</i>	\$25.00
<i>United States:</i>	US\$30.00
<i>Other Countries:</i>	US\$35.00

72-209

Public sector employment and remuneration.

Annual. First issue 1990/91. Bilingual.

ISSN 1188-0619.

DDC 331.2/813506/0971.

This first edition includes employment and remuneration data for federal, provincial, territorial and local government as well as data for federal, provincial and territorial business enterprises for the period 1986 to 1991. This publication has been designed to replace all of the division's former quarterly government employment publications. It includes quarterly, annual and functional tables and charts as well as short notes on various aspects of government employment. Also included are an analysis of public sector employment and remuneration concepts, and tables showing the relationship data presented under these concepts to other series such as those of the Public Service Commission, the Treasury Board and the System of National Accounts.

	<i>Per Issue</i>
<i>Canada:</i>	\$35.00
<i>United States:</i>	US\$42.00
<i>Other Countries:</i>	US\$49.00

UNEMPLOYMENT INSURANCE

73-001

Unemployment insurance statistics. Monthly. First issue, Feb./June 1942. Bilingual.

ISSN 0829-1098.


DDC 368.4/4/00971.

This publication reports on the operation of the Canadian Unemployment Insurance Program. Tabulated are data on claims received by Employment and Immigration Canada, the number of beneficiaries, and benefit payments. The tables show statistics detailed by province, age and sex of the beneficiary, average and total payments made to beneficiaries, and other related information such as beneficiaries' insurable earnings prior to making a claim, the number of disqualifications,

EMPLOYMENT, UNEMPLOYMENT AND LABOUR INCOME

and the total number of beneficiaries who received benefits during a calendar year. In addition, requests may be made for tabulations which provide information for small areas, for example, census metropolitan areas or areas defined by the user. **Note:** Unpublished data, including statistics for small areas defined by data users, are also available on request. For special tabulations or for further information, contact André Picard (613-951-4045) or Horst Stiebert (613-951-4044), Labour Division.

	<i>Per Issue</i>	<i>Per Year</i>
Canada:	\$14.70	\$147.00
United States:	US\$17.60	US\$176.00
Other Countries:	US\$20.60	US\$206.00



73-201

Annual report, benefit periods established and terminated under the Unemployment Insurance Act. Annual. First issue 1942. Last issue 1984. Bilingual. **Discontinued.**

ISSN 0707-0292.

DDC 368.4/4/00971.

The report presents data on unemployment insurance: contributors, beneficiaries (unduplicated count); benefit periods established; benefit periods terminated. It

includes data analysis, the methodology, data quality, definitions and a bibliography. **Note:** This publication is now discontinued. For further information, please contact André Picard (613) 951-4045.

	<i>Per Issue</i>
Canada:	\$30.00
United States:	US\$31.00
Other Countries:	US\$31.00

73-202S

Unemployment insurance statistics, annual supplement. Annual. First issue 1985. Bilingual.

ISSN 0828-3176.

DDC 368.4/4/00971.

The annual supplement provides information on the evolution of the Canadian Unemployment Insurance Program, the technical notes for the monthly report, and historical statistics (a few series dating back to the early 1940's). The unemployment insurance statistics published in the annual supplement include data on the number of claims received and allowed, the number of benefit weeks paid, total benefit disbursements, average weekly benefits, the number of disqualifications, and the number of beneficiaries. Where applicable, the data are detailed by sex, type of benefit, month, and province. In addition, this publication features complementary statistics, including wages and salaries paid in Canada, maximum and average weekly unemployment insurance benefits expressed in current and 1981 dollars and average weekly earnings.

	<i>Per Issue</i>
Canada:	\$38.00
United States:	US\$46.00
Other Countries:	US\$53.00

EMPLOYEE BENEFIT PLANS

74-001

Quarterly estimates of trustee pension funds. Quarterly. First issue, Jan. 1973. Bilingual.

ISSN 0700-205X.


DDC 331.25/2/0971.

This publication provides estimates for Canada of the income, expenditures and asset portfolios of trustee pension funds. The series began with the first quarter of 1970. It provides advance estimates of the principal statistics of the annual Survey of Trustee Pension Funds (74-201). It also includes a data analysis.

	<i>Per Issue</i>	<i>Per Year</i>
Canada:	\$11.00	\$44.00
United States:	US\$13.25	US\$53.00
Other Countries:	US\$15.50	US\$62.00

EMPLOYMENT, UNEMPLOYMENT AND LABOUR INCOME

74-201



Trusteed pension funds, financial statistics. Annual. First issue 1958. Bilingual.
ISSN 0835-4634.
DDC 331.25/2/0971.

This publication presents information on the income, expenditure and assets of all trusteed pension funds in Canada in both the public and private sectors. Data are presented at the Canada level. The publication contains an analysis of the funds based on the size of the fund, the number of members and the type of benefit and trust arrangement. It is a continuation of a series of reports produced since 1957. As a single pool of investment capital in Canada, these funds are surpassed in size only by the aggregate reserves held by the chartered banks.

Per Issue

Canada:	\$39.00
United States:	US\$47.00
Other Countries:	US\$55.00

74-401

Pension plans in Canada. Biennial. First issue 1970. Bilingual.

ISSN 0701-5488.

DDC 331.25/2/0971.


This publication provides information on all occupational pension plans sponsored by employers in both the public and private sectors. Information is presented on male and female membership, provincial distribution of members, labour force coverage, eligibility conditions, contribution and benefit rates, retirement ages, contributions paid into the plans and vesting and indexing provisions. Also included are two special sections on recipients of pension benefits and contributors to RRSPs.

Per Issue

Canada:	\$35.00
United States:	US\$42.00
Other Countries:	US\$42.00

LABOUR ANALYSIS AND EMPLOYMENT ISSUES

75-001E



EMPLOYMENT, UNEMPLOYMENT AND LABOUR INCOME

Perspectives on labour and income. Quarterly. First issue, Summer 1989. E. and F.

ISSN 0840-8750.

DDC 331.1/0971.

Each quarter this publication brings together and analyzes a wide range of data. In each issue, about six articles discuss recent labour market trends as well as current income issues. Among topics covered are: the growing regional disparities in unemployment, today's youth in the labour market, retirement, transfer payments, women and RRSPs, the Canadian automobile industry, immigrant workers and trends in family income. The publication also devotes a section to news on products, surveys and research projects, and twelve pages of labour and income indicators by province. The Winter 1991 issue contains an index of articles published in the three preceding years, which will be updated annually in subsequent winter issues. **Note:** Individual issues released since January 1990 have been indexed, but specific contents have not been listed here because of space constraints.

	<i>Per Issue</i>	<i>Per Year</i>
<i>Canada:</i>	\$13.25	\$53.00
<i>United States:</i>	US\$16.00	US\$64.00
<i>Other Countries:</i>	US\$18.50	US\$74.00

EDUCATION, CULTURE, HEALTH AND WELFARE

Contents	Page
Education, Culture, Health and Welfare	
81 Education	95
82 Health Reports	98
82 Public Health	103
83 Hospitals and Health Manpower	107
84 Vital Statistics	108
85 Justice Statistics	109
86 Welfare Statistics	111
87 Culture Statistics	112
88 Science and Technology	117
89 Social Analytical Studies	120

EDUCATION

81-002

Education statistics bulletin. Irregular. First issue, Oct. 1979. Bilingual.

ISSN 0826-8258.

DDC 370/.971.

This statistics bulletin provides advance and timely information on education in Canada and the provinces. It includes data on enrolment, instructional staff and finance, for all levels of education.

	Per Issue	Per Year
Canada:	\$4.90	\$49.00
United States:	US\$5.90	US\$59.00
Other Countries:	US\$6.90	US\$69.00

81-204

Universities, enrolment and degrees. Annual. First issue 1949/50. Bilingual.

ISSN 0706-3652.

DDC 378.71.

This publication presents university enrolment and degree data by level, registration status, field of study, province and institution. The data highlight a number of student characteristics such as sex, age, mother tongue, immigration status and country of citizenship.

	Per Issue
Canada:	\$27.00
United States:	US\$32.00
Other Countries:	US\$38.00

81-208

Financial statistics of education. Annual. First issue 1954/56. Bilingual.

ISSN 0703-9328.

DDC 379.1/1/0971.

This publication presents five years of consolidated financial statistics on all levels of education. It highlights revenues by direct source of funds and expenditures by object of various public and private educational institutions such as elementary and secondary schools, universities, colleges and vocational schools. Also included are financial statistics on government expenditures on education in Canada and abroad. Charts and tables display data by level of education and by province/territory. To put educational information into perspective, some of the major expenditure items are related to socio-economic indicators such as gross domestic product, population, personal income, etc. There are also sections in this publication devoted to definitions and to details on the survey methodology used to gather the data.

	Per Issue
Canada:	\$39.00
United States:	US\$47.00
Other Countries:	US\$55.00

81-210

Elementary-secondary school enrolment. Annual. First issue 1958/59. Bilingual.

ISSN 0704-6596.

DDC 371.2/19/71.

This annual publication presents national and provincial enrolment statistics for elementary and secondary schools, and includes data for public school systems, private schools and schools operated under the auspices of the federal government. As well as providing statistics by age, grade and sex, enrolment declines and their implications for each level of schooling are discussed.

	Per Issue
Canada:	\$26.00
United States:	US\$31.00
Other Countries:	US\$36.00

81-219

Tuition and living accommodation costs at Canadian universities. Annual. First issue 1965/66. Bilingual.

ISSN 0318-2991.

DDC 378.38/0971.

Data on typical tuition and other academic fees and living accommodation costs at university operated residences. Information sources for careers and financial aid, data analysis and a list of institutions with mailing addresses are also included.

	Per Issue
Canada:	\$22.00
United States:	US\$26.00
Other Countries:	US\$31.00

EDUCATION, CULTURE, HEALTH AND WELFARE



81-220

Advance statistics of education. Annual. First issue 1967/68. Bilingual.

ISSN 0575-786X.

DDC 370/.971.

The report provides a brief summary of basic education statistics: number of educational institutions, teaching staff and enrolment for all three levels; number of graduates at post-secondary level; and global estimates of expenditures on education by sources of funds. These data are estimates.

Per Issue

Canada:	\$22.00
United States:	US\$26.00
Other Countries:	US\$31.00

81-222

Community colleges and related institutions, postsecondary enrolment and graduates. Annual. First issue 1969/70. Bilingual.

ISSN 0832-6657.

DDC 378.71.

This annual publication presents data on full-time students of the community college system in Canada:

enrolment, graduation and distribution. Data analysis and bibliography are included.

Per Issue

Canada:	\$27.00
United States:	US\$32.00
Other Countries:	US\$38.00

81-229



Education in Canada, a statistical review. Annual. First issue 1973. Bilingual.

ISSN 0706-3679.

DDC 370/.971.

This publication is an annual review of statistics on Canadian education. It summarizes information on institutions, enrolment, graduates, teachers and finance for all levels of education and provides an analysis of the data. Ten-year time series are shown for most variables at Canada level and five-year time series at the provincial level. The publication also provides demographic data from the census of Canada and educational attainment, labour force participation rates and unemployment rates of the adult population from the Labour Force Survey.

EDUCATION, CULTURE, HEALTH AND WELFARE

Per Issue

Canada:	\$50.00
United States:	US\$60.00
Other Countries:	US\$70.00

81-241

Teachers in universities. Annual. First issue 1971/72. Bilingual.

ISSN 0707-9737.

DDC 331.12/5137812/0971.

This publication presents statistics on the population and salaries of full-time teachers in Canadian universities with highlights into three sections: salaries, ages and qualifications. Includes data analysis, bibliography, list of universities and colleges by province.

Per Issue

Canada:	\$27.00
United States:	US\$32.00
Other Countries:	US\$38.00

81-254

Educational staff of community colleges and vocational schools. Annual. First issue 1976/77. Bilingual.

ISSN 0706-2990.

DDC 331.12/5137812/0971.

The report presents data on educational staff (teaching and administrative) in community colleges and vocational schools. It includes lists of institutions surveyed by province, location and personnel; definitions and data analysis.

Per Issue

Canada:	\$25.00
United States:	US\$26.00
Other Countries:	US\$26.00

81-257

Minority and second language education, elementary and secondary levels. Annual. First issue 1975/76/1976/77. Bilingual.

ISSN 0706-3717.

DDC 371.97/00971.

This annual publication provides data on education in the official minority language groups (anglophones in Quebec, francophones outside Quebec) and on second language programmes in the public schools of each province. Included are participation rates and the time devoted to each programme. Participation indices are calculated using 1970-71 as a base.

Per Issue

Canada:	\$26.00
United States:	US\$31.00
Other Countries:	US\$36.00

81-258

Salaries and salary scales of full-time teaching staff at Canadian universities. Annual. First issue 1979/1980. Bilingual.

ISSN 0225-3682.

DDC 331.2/04137812/0971.

This publication presents salary statistics (averages, medians and percentiles) and salary scales of university teachers by ranks and by institution. Data are included for all institutions with teaching staff of 30 or more that have authorized Statistics Canada to release their data. This publication appears in three editions: the preliminary edition (81-258P), the supplementary edition (81-258S), and the final edition (81-258), which contains all the data from the first two editions as well as any additional information.

Per Issue

Canada:	\$22.00
United States:	US\$26.00
Other Countries:	US\$31.00

81-258P

Salaries and salary scales of full-time teaching staff at Canadian universities. Annual. First issue 1979/80. Bilingual.

ISSN 0225-3690.

Incorrect ISSN (0225-3704) printed in this publication.

DDC 331.2/04137812/0971.

The preliminary edition of 81-258 only contains information on those institutions that made their data available at the time of publication. Notes, a bibliography and a list of institutions are included.

Per Issue

Canada:	\$22.00
United States:	US\$26.00
Other Countries:	US\$31.00

81-258S

Salaries and salary scales of full-time teaching staff at Canadian universities. Annual. First issue 1979/80. Bilingual.

ISSN 0225-3704.

DDC 331.2/04137812/0971.

The supplementary edition of 81-258 contains information that was not available when the preliminary edition was released.

Per Issue

Canada:	\$22.00
United States:	US\$26.00
Other Countries:	US\$31.00

EDUCATION, CULTURE, HEALTH AND WELFARE

81-260

University finance, trend analysis. Annual. First issue 1972/73/1981/82. Bilingual.

ISSN 0829-7177.

DDC 379.1/18/0971.

This publication presents a ten-year financial analysis of Canadian universities. It shows the sources of revenue (government contributions, tuition fees, etc.) as well as how the money is spent (salaries, administration, buildings, etc.). Charts, tables and analysis compare university finances in terms of indicators such as gross domestic product and personal income. National and provincial data are displayed. Also included in this publication are the definitions of the terms used and a list of the institutions surveyed.

Per Issue

Canada: \$39.00

United States: US\$47.00

Other Countries: US\$55.00

81-261

International student participation in Canadian education. Annual. First issue 1987. Bilingual.

ISSN 0840-7150.

DDC 371.8/2.

This publication provides summary data on students from other countries studying in Canada. The report highlights their country of origin, where they study, their level of studies, the geographic and economic regions of the world they represent and the number receiving Official Development Assistance from Canada. It also compares the profile of international university students with that of their Canadian counterparts.

Per Issue

Canada: \$20.00

United States: US\$24.00

Other Countries: US\$28.00

81-560

Decade of education finance. Irregular. First issue 1960/1969. Bilingual.

ISSN 0827-0090.

DDC 379.1/1/0971.

The publication provides historical data and analysis of financial statistics for the Canadian educational system. Expenditures are shown as related to selected socio-economic indicators, and by functional area: instruction, administration, maintenance. Revenues are presented by source of funds: governments at all levels, fees, etc. It includes definitions.

Per Issue

Canada: \$15.00

United States: US\$18.00

Other Countries: US\$18.00

81-574E

Human resource training and development survey results, 1987 / Edith Rechnitzer. 51 p. 28 cm. 1990. E. and F.

ISBN 0-660-13754-2.

DDC 658.3/124/0971.

This report summarizes the results of the survey. The findings are presented in three parts. The first provides information on companies and their activities relating to human resource planning. The second presents data on companies providing training, their objectives in training, their success in achieving these goals, participation in training, occupational groupings of participants, and type of program they were taking. The third part deals with the amount that companies spent to train employees. The report also includes a description of methodology and a glossary.

Per Issue

Canada: \$34.00

United States: US\$41.00

Other Countries: US\$47.00

HEALTH REPORTS

82-003



EDUCATION, CULTURE, HEALTH AND WELFARE

Health reports / Statistics Canada, Canadian Centre for Health Information. Quarterly. First issue 1989. Bilingual.

ISSN 0840-6529.

DDC 614.4/271.

The report combines several previously existing health publications into a single comprehensive and easy-to-read journal-style report. Issued four times a year, this publication incorporates the best and most widely used features found in previous health publications. With concise text, distinctive charts and easy-to-read tables, it contains incisive analysis and key statistics. Each issue features: an up-to-date list of recently released databases and publications; highlights of newly released data; analytical feature articles that support your understanding of statistical information; directions on how to obtain specialized tabulations and custom data services directly from the Canadian Centre for Health Information at Statistics Canada. Every edition will present notable statistics and informative feature articles.

	<i>Per Issue</i>	<i>Per Year</i>
<i>Canada:</i>	\$26.00	\$104.00
<i>United States:</i>	US\$31.25	US\$125.00
<i>Other Countries:</i>	US\$36.50	US\$146.00

Note: The following supplements to *Health reports* are not available from Publications Sales. Requests for them should be directed to the Manager, Information Request Unit, Canadian Centre for Health Information, Statistics Canada, R.H. Coats Bldg., 18th floor, Ottawa, Ontario K1A 0T6 or by phone (613) 951-1746.

82-003S suppl. no. 1

Hospital morbidity. Annual. First issue 1984/85. Bilingual.

ISSN 1180-2464.

DDC 304.6/4/0971.

The tables present data on separations from general and allied special hospitals listing the external causes of injury and poisoning by E codes 800-999. **Note:** Formerly included in publication 82-206.

	<i>Per Year</i>
<i>Canada:</i>	\$15.00

82-003S suppl. no. 2

Surgical procedures and treatments. Annual. First issue 1983/84-1984/85. Bilingual.

ISSN 1180-243X.

DDC 617/.0971.

This report provides data on separations from general and allied special hospitals involving surgery or therapeutic procedures. The data are organized according to the Canadian Classification of Diagnostics,

Therapeutic and Surgical Procedures (CCP). The tables in this report are based on the Surgical Short List which is an abridged list of CCP codes. **Note:** Formerly included in publication 82-208.

	<i>Per Year</i>
<i>Canada:</i>	\$15.00

82-003S suppl. no. 3

Mental health statistics. Annual. First issue 1985/86.

ISSN 1180-3037.

DDC 362.2/0971.

This report presents statistical information on the medical and demographic characteristics of psychiatric patients separated from psychiatric hospitals and general hospitals during the fiscal year. **Note:** Formerly included in publication 83-204.

	<i>Per Year</i>
<i>Canada:</i>	\$15.00

82-003S suppl. no. 4

Quarterly hospital information system. Quarterly. First issue April 1988/June 1988. Bilingual.

ISSN 0848-7723.

DDC 362.1/1/0971.

Statistics are collected and published on a quarterly basis. Profiles are prepared on individual hospitals from the data. Total expenditures and patient days are estimated. A wide range of indicators is available including percentage occupancy, average length of stay, average number of visits, paid hours and operating expense per patient day. **Note:** Formerly included in publication 83-002.

	<i>Per Year</i>
<i>Canada:</i>	\$10.00

82-003S suppl. no. 5

Hospital statistics preliminary annual report. Annual. First issue 1987. Bilingual.

ISSN 1180-2456.

DDC 362.1/1/0971.

This preliminary report contains tabulations, definitions and other explanatory detail on hospital utilization and expenditure data. The objective of this report is to provide, in a timely manner, useful information on the Canadian hospital sector. Although the figures presented are preliminary they nevertheless provide a reasonably accurate portrayal of hospital costs and utilization. **Note:** Formerly included in publication 83-217.

	<i>Per Year</i>
<i>Canada:</i>	\$15.00

EDUCATION, CULTURE, HEALTH AND WELFARE

82-003S suppl. no. 6

List of Canadian hospitals. Annual. First issue 1988. Bilingual.
ISSN 1180-2391.
DDC 362.1/1/02571.

This report provides a list of individual hospitals operating during the year. The compilation includes the institutional name, postal address, ownership, type of service and approved bed complement by province.
Note: Formerly included in publication 83-201.

Per Year

Canada: \$15.00

82-003S suppl. no. 7

List of residential care facilities in Canada. Annual. First issue 1989. Bilingual.
ISSN 1180-3045.
DDC 362.1/6/0971.

Residential care facilities are listed alphabetically according to municipality. In this document, only residential special care facilities are included which maintain four or more beds for residents other than members of staff and which provide care to at least one resident. These facilities are, in general, maintained for people chronically ill or disabled who reside there more or less permanently, in contrast to, for example, a hospital where patients are accommodated on the basis of medical need and are provided with continuing medical care and supporting diagnostic and therapeutic services. Some psychiatric institutions are included here.
Note: Formerly included in publication 83-221.

Per Year

Canada: \$15.00

82-003S suppl. no. 8

Cancer in Canada. Annual. First issue 1984. Bilingual.
ISSN 1180-3053.
DDC 614.5/999/0971.

This report demonstrates the continuing progress being made by several provinces to improve cancer registration procedures, and thereby provide a more accurate picture of cancer patterns across Canada. Cancer incidence data, the principal type of data included in this report, are based on reports from provincial and territorial cancer registries. Data on cancer deaths taken from national mortality data, and data on hospital separations due to cancer, are also presented in formats which facilitate comparisons with the cancer incidence data. Taken together, these data describe the extent of cancer in Canada, indicate the different types of cancer that occur, and show how cancer patterns vary by

province, age and sex. **Note:** Formerly included in publication 82-207.

Per Year

Canada: \$25.00

82-003S suppl. no. 9

Therapeutic abortions. Annual. First issue 1987. Bilingual.
ISSN 1180-3061.
DDC 363.4/6/0971.

Statistical tables in this report mainly relate to the therapeutic abortions performed in Canada and by province (area) of residence of the Canadian women obtaining abortions, and provides their selected demographic and medical characteristics. It also includes information about the legal abortions obtained by Canadian residents as reported by some of the states in the United States. **Note:** Formerly included in publication 82-211.

Per Year

Canada: \$10.00

82-003S suppl. no. 10

Tuberculosis statistics. Annual. First issue 1987. Bilingual.
ISSN 1180-2413.
DDC 614.5/42/0971.

The tables present data on all reported cases of tuberculosis in the population irrespective of where treatment is taking place. They provide more detailed data on new and reactivated cases of tuberculosis by province, age, diagnosis, origin and bacteriological status. **Note:** Formerly included in publication 82-212.

Per Year

Canada: \$10.00

82-003S suppl. no. 11

Causes of death. Annual. First issue 1987. Bilingual.
ISSN 1180-2421.
DDC 304.6/4/0971.

The report presents the number of deaths by three-digit categories and four-digit sub-categories of the International Classification of Diseases (ICD). Injuries and the causes of death are shown by sex for the provinces, and by sex and age for Canada. **Note:** Formerly included in publication 84-203.

Per Year

Canada: \$30.00

EDUCATION, CULTURE, HEALTH AND WELFARE

82-003S suppl. no. 12

Mortality, summary list of causes. Annual. First issue 1987. Bilingual.

ISSN 1180-2448.

DDC 304.6/4/0971.

The report shows data on the number of deaths and rates by age and sex for Canada and the provinces. It also includes a summary of vital statistics and standardized death rates. Infant mortality, perinatal mortality, etc., by detailed causes are presented in the report. **Note:** Formerly included in publication 84-206.

Per Year

Canada: \$25.00

82-003S suppl. no. 13

Life tables, Canada and provinces. Annual. First issue 1985/1987. Bilingual.

ISSN 1180-307X.

DDC 304.6/4571.

This report contains tables generated on the basis of age-sex-specific mortality rates for Canada and the provinces prevailing in the period studied. For all the provinces, except Prince Edward Island, detailed tables by single years of age, for males and female as well as tables for the sub-divisions of the first year of life, have been produced. With respect to Prince Edward Island, however, because of the smallness of the required frequencies involved, only abridged tables with five-year groupings have been produced. **Note:** Formerly included in catalogue 84-532.

Per Year

Canada: \$15.00

82-003S suppl. no. 14

Births. Annual. First issue 1987/1988.

ISSN 1180-3088.

DDC 304.6/3/0971.

The statistical tables in this document mainly relate to the numbers and rates of live births and stillbirths of at least twenty weeks gestation; total, general and age specific fertility rates; live births by age of mother and order of live birth; male and female birthweights by age of mother and gestation period at the time of birth; and live births by census division and counties in the province(s). **Note:** Formerly included in catalogue 84-204.

Per Year

Canada: \$8.00

82-003S suppl. no. 15

Deaths. Annual. First issue 1987/1988. Bilingual.

ISSN 1180-3096.

DDC 304.6/4/0971.

For Canada, the ten provinces and the two territories, the statistical tables in this document mainly relate to the numbers and rates of deaths by marital status, age and sex; infant, neonatal, postnatal and perinatal deaths; maternal deaths; and stillbirths of at least twenty weeks gestation at the time of birth. **Note:** Formerly included in publication 84-204.

Per Year

Canada: \$8.00

82-003S suppl. no. 16

Marriages. Annual. First issue 1987/1988. Bilingual.

ISSN 1180-3118.

DDC 306.8/10971.

For Canada, the ten provinces and the two territories, the statistical tables in this document mainly relate to the numbers and rates of marriages; marriages and marriage rates by age at marriage of bride(s) and bridegroom(s); marriages by marital status of partners just prior to the marriage(s); religious affiliations of the brides and bridegrooms; and seasonal patterns relating to marriages. **Note:** Formerly included in publication 84-205.

Per Year

Canada: \$5.00

82-003S suppl. no. 17

Divorces. Annual. First issue 1987/1988. Bilingual.

ISSN 1180-3126.

DDC 306.8/9/0971.

This report presents data on divorces for Canada and the provinces. The counts of divorces included in this report represent the "decrees absolute" granted and do not include any other form of marital dissolution, such as for example, separations. **Note:** Formerly included in publication 84-205.

Per Year

Canada: \$5.00

82-003S suppl. no. 18

Residential care facilities, aged. Annual. First issue 1987/88. Bilingual.

ISSN 1181-8794.

DDC 362.1/6/0971.

The term "residential care facilities" refers to facilities with four beds or more, funded, licensed or approved by provincial/territorial departments of health and/or social services. This report, however, focuses only on facilities for the aged which include homes for the aged, nursing homes, lodges for senior citizens and rest homes. Certain facilities such as apartments or other homes for

EDUCATION, CULTURE, HEALTH AND WELFARE

seniors not providing any level of care were not included.
Note: Formerly included in publication 83-237.

Per Year
 Canada: \$15.00

82-003S suppl. no. 19

Residential care facilities, mental disorders. Annual. First issue 1987/88. Bilingual.
 ISSN 1181-8832.
 DDC 362.2/3/0971.

The term "residential care facilities" refers to facilities with four beds or more, funded, licensed or approved by provincial/territorial departments of health and/or social services. This report, however, focuses only on facilities for mental disorders which include facilities for the psychiatrically disabled, mentally retarded, emotionally disturbed children and centres for those with drug/alcohol problems. Some psychiatric institutions are included here. **Note:** Formerly included in publication 83-238.

Per Year
 Canada: \$15.00

82-003S suppl. no. 20

Hospital annual statistics. Annual. First issue 1986/87. Bilingual.
 ISSN 1180-3134.
 DDC 362.1/1/0971.

The publication contains a wide range of detailed information on hospital utilization and expenditures. Statistics relate to patient movement, ambulatory care, diagnostic and therapeutic services, administrative and support services, personnel, educational programs and finances. **Note:** Formerly included in publication 83-232. **Note:** This publication can be purchased as a whole or can be purchased as separate parts as follows:

Per Year
 Canada: \$50.00

82-003S suppl. no. 20 vol. 1

Beds and patient movement. **Note:** Formerly included in publication 83-232.

Per Year
 Canada: \$15.00

82-003S suppl. no. 20 vol. 2

Outpatient services. **Note:** Formerly included in publication 83-232.

Per Year
 Canada: \$15.00

82-003S suppl. no. 20 vol. 3

Diagnostic and therapeutic. **Note:** Formerly included in publication 83-232.

Per Year
 Canada: \$15.00

82-003S suppl. no. 20 vol. 4

Personnel. **Note:** Formerly included in publication 83-232.

Per Year
 Canada: \$15.00

82-003S suppl. no. 20 vol. 5

Administrative and support services, operating expenses and income. **Note:** Formerly included in publication 83-232.

Per Year
 Canada: \$15.00

82-003S suppl. no. 21

Hospital indicators. Annual. First issue 1987/88. Bilingual.
 ISSN 1180-3142.
 DDC 362.1/1/0971.

This report contains an extensive set of indicators on hospital utilization and expenditure. The data are classified by hospital type and size. Arithmetic mean, standard deviation and first and third quartile values are provided. Tables are presented on the following topics: nursing units, diagnostic and therapeutic services, administrative and support services and total expenses. Formerly included in publication 83-233. **Note:** This publication can be purchased as a whole or can be purchased as separate parts as follows:

Per Year
 Canada: \$30.00

82-003S suppl. no. 21 vol. 1

Nursing units. **Note:** Formerly included in publication 83-233.

Per Year
 Canada: \$8.00

82-003S suppl. no. 21 vol. 2

Diagnostic and therapeutic. **Note:** Formerly included in publication 83-233.

Per Year
 Canada: \$8.00

EDUCATION, CULTURE, HEALTH AND WELFARE

82-003S suppl. no. 21 vol. 3

Administration and supportive. **Note:** Formerly included in publication 83-233.

Per Year

Canada: \$8.00

82-003S suppl. no. 21 vol. 4

Finances. **Note:** Formerly included in publication 83-233.

Per Year

Canada: \$8.00

82-003S suppl. no. 22

Nursing in Canada : nursing education program.

Annual. First issue 1989. Bilingual.

ISSN 0384-2592.

DDC 610.73/06/90971.

This publication is a collaborative undertaking by the Canadian Nurses Association, which published this title between 1979 and 1985, and Statistics Canada. It includes a description of the socio-economic characteristics of registered nurses in Canada, an account of nursing education programs, enrolments, graduations and the distribution of nurse educators in community colleges, hospitals and university schools of nursing. **Note:** formerly included in publication 83-226.

Per Year

Canada: \$10.00

82-003S vol. 1 no. 1

The leading causes of death at different ages.

Annual. First issue 1987. Last issue 1987. Bilingual.

Discontinued.

ISSN 1180-2383.

DDC 304.6/4/0971.

The report gives information on current mortality patterns in Canada. The leading causes of death are ranked within major age groups and by sex. **Note:** This publication is no longer published. However the data are still available on request. For further information, please contact the Manager, Information Request Unit, Canadian Centre for Health Information, Statistics Canada, R.H. Coats Bldg., 18th floor, Ottawa, Ontario K1A 0T6 or by phone (613) 951-1746.

Per Year

Canada: \$10.00

PUBLIC HEALTH

82-540E

Perspectives on health / by Janet Ableson, Peter Paddon, Claude Strohmenger. 110 p. 28 cm. 1983. E. and F.

ISBN 0-660-10896-8.

DDC 614.4/271.

The publication provides a complete picture of the health status of Canadians and the health care system in Canada. It is organized around five central themes: population demographics, determinants of health status, health status indicators, utilization of health services, and the health care system.

Per Issue

Canada: \$8.00

United States: US\$9.60

Other Countries: US\$9.60

82-542E

Canadian women, profile of their health / by Louise Lapierre. 59 p. 28 cm. 1984. E. and F.

ISBN 0-660-11571-9.

DDC 362.1/0971.

The study examines the state of women's health in Canada, and how it is affected by socio-economic and demographic factors. It includes analysis, sources and limitations of the data and bibliography.

Price: This publication is out of print and no longer available for sale. It can however be consulted in Regional Reference Centres and depository libraries across Canada. (See appendices for a list.)

82-543E

Demographic and health indicators : presentation and interpretation / Yves Peron and Claude Strohmenger. 261 p. 28 cm. 1985. E. and F.

ISBN 0-660-11648-0.

DDC 362.1/028/7.

The publication presents more than 40 of the most frequently used indicators in the fields of population studies and public health along with clear explanations of their meaning, calculation and interpretation. It contains numerous examples and illustrations, mostly based on recent Canadian data from surveys, censuses, vital statistics, hospital statistics and diseases registries.

Per Issue

Canada: \$30.00

United States: US\$31.50

Other Countries: US\$31.50

EDUCATION, CULTURE, HEALTH AND WELFARE

82-544

Cardio-vascular disease in Canada / by E. Nicholls, C. Nair, L. MacWilliam, J. Moen and Y. Mao. 181 p. 28 cm. 1986. Bilingual.

ISBN 0-660-52905-X.

DDC 616.1/2/00971.

This publication is the first comprehensive report in 15 years, about health risk number one. With 25 illustrative charts, it reviews major causes of death in Canada to put heart disease in context. Then, the causes of heart disease are examined in detail (heart attack, stroke, diseases of the arteries, ischemic heart disease, etc.). A look at hospital discharge rates is also included. The study also gives a global perspective, comparing Canada with other industrialized countries like the U.S., Switzerland and Japan.

Per Issue

Canada: \$30.00
United States: US\$31.50
Other Countries: US\$31.50

82-545E

Canadian youth : perspectives on their health / by Louise Lapierre and Hélène Aylwin. 91 p. 28 cm. 1985. E. and F.

ISBN 0-660-11707-X.

DDC 613/.0433/0971.

The report was prepared to mark the occasion of International Youth Year. It examines recent trends and levels of lifestyle habits, fertility, health status and health care utilization among the Canadian population aged 15 to 24. The report is compiled from a wide range of data sources and presents many provincial breakdowns. Includes data quality, data analysis and bibliography.

Per Issue

Canada: \$16.00
United States: US\$17.00
Other Countries: US\$17.00

82-546

Therapeutic abortions, Canada. Occasional. First issue 1983. Last issue 1983. Bilingual. **Discontinued.**

ISSN 0828-881X.

DDC 363.4/6/0971.

The publication contains information on therapeutic abortions performed in Canada authorized under Section 18, Criminal Law Amendment Act. It provides the number and rates of therapeutic abortions for the provinces and the territories, a list of hospitals with therapeutic abortion committees and selected medical and demographic characteristics of women obtaining therapeutic abortions. **Note:** The data are now available in publication 82-003S suppl. no. 9.

Per Issue

Canada: \$7.00
United States: US\$8.00
Other Countries: US\$8.00

82-555E

Report of the Canadian Health and Disability Survey, 1983-1984. 108 p. 28 cm. 1986. E. and F.
ISBN 0-660-11966-8.

DDC 305.9/0816/0971.

This report summarizes the findings of detailed health and disability surveys carried out by Statistics Canada in 1983 and 1984. It presents data on: demographics (e.g., urban or rural residency), types of disability, causes of disability (e.g., circulatory, lower limbs), use of aids and prostheses, socio-economic disadvantage, and disabled children.

Per Issue

Canada: \$15.00
United States: US\$16.50
Other Countries: US\$16.50

82-562E

Canadian classification of diagnostic, therapeutic and surgical procedures / Statistics Canada, Health Division, Nosology Reference Centre. 2nd print. [with corrections and additions]. 604 p. 24 cm. 1986. E.

ISBN 0-660-11938-2.

DDC 616/.0012.

The new, revised issue of *Canadian classification of diagnostic, therapeutic and surgical procedures* published in 1986, lists 99 categories of procedures and their standard classification code numbers. The manual covers procedures from appendectomies to x-rays; information is arranged in chapters by major category and then broken into multiple sub-categories. An alphabetical index is included.

Per Issue

Canada: \$30.00
United States: US\$40.00
Other Countries: US\$40.00

82-563E

Highlights from the Canadian Health and Disability Survey, 1983-1984 / Statistics Canada, Health Division. 38 p. 28 cm. 1985. E. and F.

ISBN 0-660-11874-2.

DDC 305.9/0816/0971.

This preliminary report presents tabulations showing the levels and socio-demographic correlates of disability in the Canadian population aged 15 and over, based on data from a household sample survey conducted in October 1983 and June 1984. The estimates are based on a sample of 65,800 households representing 126,698

EDUCATION, CULTURE, HEALTH AND WELFARE

individuals. Also available on tape under reference 82-563T.

Per Issue

Canada: \$7.00
United States: US\$8.00
Other Countries: US\$8.00

82-565

Atlas of cancer mortality in British Columbia, 1956-1983 / Pierre R. Band, John J. Spinelli, Richard P. Gallagher, William J. Threlfall, Vincent T.Y. Ng., Mary L. McBride, T. Gregory Hislop, Andrew J. Coldman. 103 p. 28 cm. 1989. Bilingual.

ISBN 0-660-53411-8.

DDC 912/.161699409711.

During the period 1956 to 1983, a total of 52,891 men and 40,708 women died in British Columbia as a result of cancer. The atlas presents these deaths by 24 major organ systems and geographically by 75 school districts. Mortality for each type of cancer for each school district is compared to the provincial mortality rate for each type of cancer. The results of these comparisons are depicted on maps. The atlas also contains a discussion of major risk factors for each type of cancer presented. It will be a useful addition to reference material for public health workers and educators.

Per Issue

Canada: \$35.00
United States: US\$36.00
Other Countries: US\$36.00

82-601

Some facts about therapeutic abortions in Canada, 1970-1982 / Statistics Canada, Health Division, Institutional Care Statistics Section. 40 p. 28 cm. 1984. Bilingual.

ISBN 0-660-52792-8.

DDC 362.1/9888/0971.

The publication provides a historical perspective to those therapeutic abortions conducted under the amended criminal code between the years of 1970 and 1982. It should be noted that the statistics portray only those legal abortions carried out in Canadian hospitals under the provisions of the Criminal Law Amendment Act.

Per Issue

Canada: \$7.00
United States: US\$8.40
Other Countries: US\$8.40

PROFILE SERIES, HEALTH AND ACTIVITY LIMITATION SURVEY

82-602

Highlights : disabled persons in Canada / Health and Activity Limitation Survey. 151 p. 28 cm. 1990. Bilingual. ISBN 0-660-54223-4.

DDC 305/.90816/0971.

This publication profiles Canada's disabled population residing in households. The profile includes selected demographic data as well as information on the nature and severity of disability, lifestyle, out-of-pocket expenses, income, and the barriers encountered in everyday activities. Data are presented for various age groups, at the Canada, province and territory levels.

Note: For print-handicapped Canadians, an audio cassette can be ordered by contacting: Janet Pantalone, Post-censal Surveys Program, (613) 951-2050.

Per Issue

Canada: \$25.00
United States: US\$30.00
Other Countries: US\$30.00

82-603 to 82-614

Subprovincial/subterritorial data / Health and Activity Limitation Survey. 12 v. 28 cm. 1989. Bilingual.

DDC 305/.90816/0971.

These publications, consisting of one publication for each province and territory in Canada, present a statistical profile of the disabled population residing in households. Included in this profile are selected demographic data from the 1986 Census of Canada as well as information on the nature and severity of the disability, the barriers encountered in education, employment, accommodation, transportation and leisure activities, the type of technical aids used or needed and any out-of-pocket expenses and income as a result of the health condition.

This series features data for the ten provinces and two territories with approximately 225 subprovincial, subterritorial areas, from the Health and Activity Limitation Survey, a comprehensive survey of disabled persons conducted in 1986 and 1987.

82-603 Newfoundland. 103 p.
ISBN 0-660-53445-2.

Per Issue

Canada: \$26.00
United States: US\$31.00
Other Countries: US\$31.00

82-604 Prince Edward Island. 105 p.
ISBN 0-660-53446-0.

Per Issue

Canada: \$26.00
United States: US\$31.00

EDUCATION, CULTURE, HEALTH AND WELFARE

Other Countries: US\$31.00

82-605 Nova Scotia. 121 p.
ISBN 0-660-53447-9.

Per Issue

Canada: \$26.00

United States: US\$31.00

Other Countries: US\$31.00

82-606 New Brunswick. 121 p.
ISBN 0-660-53448-7.

Per Issue

Canada: \$26.00

United States: US\$31.00

Other Countries: US\$31.00

82-607 Quebec. 155 p.
ISBN 0-660-53449-5.

Per Issue

Canada: \$30.00

United States: US\$36.00

Other Countries: US\$36.00

82-608 Ontario. 179 p.
ISBN 0-660-54200-5.

Per Issue

Canada: \$30.00

United States: US\$36.00

Other Countries: US\$36.00

82-609 Manitoba. 89 p.
ISBN 0-660-54201-3.

Per Issue

Canada: \$26.00

United States: US\$31.00

Other Countries: US\$31.00

82-610 Saskatchewan. 105 p.
ISBN 0-660-54202-1.

Per Issue

Canada: \$26.00

United States: US\$31.00

Other Countries: US\$31.00

82-611 Alberta. 107 p.
ISBN 0-660-54204-8.

Per Issue

Canada: \$26.00

United States: US\$31.00

Other Countries: US\$31.00

82-612 British Columbia. 107 p.
ISBN 0-660-54203-X.

Per Issue

Canada: \$26.00

United States: US\$31.00

Other Countries: US\$31.00

82-613 Yukon. 91 p.
ISBN 0-660-54205-6.

Per Issue

Canada: \$26.00

United States: US\$31.00

Other Countries: US\$31.00

82-614 Northwest Territories. 91 p.
ISBN 0-660-54206-4.


Per Issue

Canada: \$26.00

United States: US\$31.00

Other Countries: US\$31.00

82-615 vol. 1



Barriers confronting seniors with disabilities in Canada / prepared by Peter A. Dunn. 55 p. 28 cm. 1990. Bilingual.

ISBN 0-660-54853-4.

DDC 362.4/084/6.

The Health and Activity Limitation Survey (HALS) was a post-censal survey of disabled persons aged 65 and older residing in Canadian households and institutions. This report on disabled seniors provides general information on disability, aids required and used, community services and supports, income, expenditures and lifestyle.

EDUCATION, CULTURE, HEALTH AND WELFARE

Note: For print-handicapped Canadians, an audio cassette can be ordered by contacting: Janet Pantalone, Post-censal Surveys Program, (613) 951-2050.

Per Issue

Canada: \$35.00
United States: US\$42.00
Other Countries: US\$49.00

82-615 vol. 2

Selected socio-economic consequences of disability for women in Canada / prepared by Edward B. Harvey and Lorne Tepperman. 69 p. 28 cm. 1990. Bilingual.

ISBN 0-660-54855-0.

DDC 305.48/90816/0971.

The data are from the Health and Activity Limitation Survey (HALS), a post-censal survey of persons with disabilities residing in Canada. This report compares characteristics of women with disabilities with those of men with disabilities and includes comparisons with the non-disabled population as well. It discusses the type and severity of women's disabilities and the barriers these women face in everyday activities.

Note: For print-handicapped Canadians, an audio cassette can be ordered by contacting: Janet Pantalone, Post-censal Surveys Program, (613) 951-2050.

Per Issue

Canada: \$35.00
United States: US\$42.00
Other Countries: US\$49.00

82-615 vol. 3

Blindness and visual impairment in Canada / prepared by Kathleen Naeyaert. 76 p. 28 cm. 1990. Bilingual.

ISBN 0-660-54858-5.

DDC 362.4/1/0971.

The data are from the Health and Activity Limitation Survey (HALS), a post-censal survey of persons with disabilities. This report compares demographic and socio-economic characteristics of the 450,000 adults with vision impairment who live in Canadian households and those of the non-disabled adult population. It also discusses the barriers faced in everyday activities by people with vision impairment.

Note: For print-handicapped Canadians, an audio cassette can be ordered by contacting: Janet Pantalone, Post-censal Surveys Program, (613) 951-2050.

Per Issue

Canada: \$35.00
United States: US\$42.00
Other Countries: US\$49.00

82-615 vol. 4

Leisure and lifestyles of persons with disabilities in Canada / prepared by Mylène Lavigne, Jean-Pierre Morin. 86 p. 28 cm. 1991. Bilingual.

ISBN 0-660-54860-7.

DDC 305.9/0816.

The data are from the Health and Activity Limitation Survey (HALS), a post-censal survey of persons with disabilities. This report analyzes the recreation and lifestyles of disabled adults living in households, including their participation in leisure activities, smoking and drinking habits and support services needed for daily activities.

Note: For print-handicapped Canadians, an audio cassette can be ordered by contacting: Janet Pantalone, Post-censal Surveys Program, (613) 951-2050.

Per Issue

Canada: \$35.00
United States: US\$42.00
Other Countries: US\$49.00

82-615 vol. 6

Profile of persons with disabilities residing in health care institutions in Canada / prepared by Owen Adams et al. 75 p. 28 cm. 1991. Bilingual.

ISBN 0-660-54859-3.

DDC 305.9/0816/0971.

This report profiles adults with disabilities who reside in health care institutions. The severity, nature and underlying cause of the disability are examined for these persons and a comparison is made with disabled persons residing in households. Some areas of analysis will include out-of-pocket expenses, mobility and sources of help for selected activities.

Note: For print-handicapped Canadians, an audio cassette can be ordered by contacting: Janet Pantalone, Post-censal Surveys Program, (613) 951-2050.

Per Issue

Canada: \$35.00
United States: US\$42.00
Other Countries: US\$49.00

HOSPITALS AND HEALTH MANPOWER

83-226

Nursing in Canada. Annual. First issue 1975. Last issue 1988. Bilingual. **Discontinued.**

ISSN 0384-2592.

DDC 610.73/06/90971.

This publication is a collaborative undertaking by the Canadian Nurses Association, which published this title between 1979 and 1985, and Statistics Canada. It

EDUCATION, CULTURE, HEALTH AND WELFARE

includes a description of the socio-economic characteristics of registered nurses in Canada, an account of nursing education programs, enrolments, graduations and the distribution of nurse educators in community colleges, hospitals and university schools of nursing. **Note:** The data are now available in publication 82-003S suppl. no. 22.

Per Issue

Canada: \$18.00
United States: US\$22.00
Other Countries: US\$25.00

83-237

Residential care facilities for the aged. Annual. First issue 1984/85-1985/86. Last issue 1984/85-1985/86. Bilingual. **Discontinued.**

ISSN 0836-1762.

DDC 362.1/6/0971.

This report highlights statistics on facility characteristics, expenditures and revenues, manpower and movement of residents in facilities for the aged. **Note:** The data are now available in publication 82-003S suppl. no. 18.

Per Issue

Canada: \$24.00
United States: US\$25.00
Other Countries: US\$25.00

83-238

Residential care facilities for mental disorders. Annual. First issue 1984/85-1985/86. Last issue 1984/85-1985/86. Bilingual. **Discontinued.**

ISSN 0836-1770.

DDC 362.2/3/0971.

This report highlights statistics relating to facility characteristics, expenditures and revenues, manpower and movement of residents in residential care facilities for mental disorders. These include facilities for the psychiatrically disabled, mentally retarded, emotionally disturbed children and centres for people with alcohol and drug problems. **Note:** The data are now available in publication 82-003S suppl. no. 19.

Per Issue

Canada: \$24.00
United States: US\$25.00
Other Countries: US\$25.00

83-603

Canadian workload measurement system - respiratory technology/pulmonary function / Statistics Canada, Health Division, Institutional Statistics Section. 32 p. 28 cm. 1984. Bilingual.

ISBN 0-660-52809-6.

DDC 658.5/42.

This publication describes Canadian workload measurement system for hospitals and health services in the area of respiratory/pulmonary diagnostics, and routine and critical care therapeutics.

Per Issue

Canada: \$7.00
United States: US\$8.40
Other Countries: US\$8.40

VITAL STATISTICS

84-532

Life tables, Canada and provinces. Irregular. First issue 1970/1972. Last issue 1980/1982. Bilingual. **Discontinued.**

ISSN 0827-990X.

DDC 614.4/2/0971.

Contains life tables for Canada and the provinces for the three years centred around the 1981 Census year. The tables are by single year of age for Canada and the provinces (except Prince Edward Island for which abridged life tables are presented by five-year age groups). Includes methodology, explanations, and bibliography. **Note:** The data are now available in publication 82-003S suppl. no. 13.

Price: Back Issue

84-536E

Marriage, divorce and mortality : a life table analysis for Canada and regions, 1980-1982 / by O.B. Adams and D.N. Nagnur. 94 p. 28 cm. 1988. E. and F.

ISBN 0-660-13081-5.

DDC 306.8/0971.

This report presents indicators of the lifetime incidence and duration of the events of marriage, divorce, widowhood and remarriage in the Canadian population. These indicators are derived from the application of single and multi-state life table techniques to the age-sex-marital status-specific rates of these events. The report contains detailed tables for Canada, and summary indicators for Canada and regions for the 1980-1982 and 1984-1986 periods. Selected international comparisons are presented and Canadian trends since the 1970-1972 period are examined as well.

Per Issue

Canada: \$35.00
United States: US\$36.00
Other Countries: US\$36.00

EDUCATION, CULTURE, HEALTH AND WELFARE

84-542

Principal vital statistics by local areas. Quinquennial. First issue 1981. Last issue 1986. Bilingual. **Discontinued.**

ISSN 0700-1509.

DDC 304.6/0971.

According to the 1986 census, there are 266 counties and 6,009 localities in the ten provinces and two territories of Canada. For each of these counties and localities, the 1986 issue contains information pertaining to population and numbers of live births, marriages, deaths and infant deaths for 1986. **Note:** This publication is no longer published. However the data are still available on request. For further information, please contact the Manager, Information Request Unit, Canadian Centre for Health Information, Statistics Canada, R.H. Coats Bldg., 18th floor, Ottawa, Ontario K1A 0T6 or by phone (613) 951-1746.

Per Issue

Canada: \$36.00
United States: US\$37.00
Other Countries: US\$37.00

84-544

Occupational mortality in British Columbia, 1950-1978 / by R.P. Gallagher, W.J. Threlfall, P.R. Band, J.J. Spinelli and A.J. Coldman. 72 p. + 33 microfiches. 28 cm. 1986. Bilingual.

ISBN 0-660-52872-X.

DDC 363.1/1/09711.

This publication is the first province-wide analysis of occupational mortality risks in Canada. The authors used information on usual lifetime occupation recorded on death registrations for residents of British Columbia who died between 1950 and 1978. Proportionate mortality ratios (PMR) were used to detect unusual patterns of mortality. Although the data represent only one province, the wide range of occupations in British Columbia makes the publication useful to the country as a whole.

Per Issue

Canada: \$18.00
United States: US\$19.00
Other Countries: US\$19.00

JUSTICE STATISTICS

85-002

Juristat. Irregular. First issue, Oct. 1981. Bilingual.

ISSN 0715-271X.

DDC 347.71.

Each issue provides an analysis and detailed statistics on a different aspect of the justice system. The topics covered include: law enforcement, legal aid, correctional


services, and adult and youth courts on national, provincial and territorial levels, as well as for selected major cities. Thousands of individual justice-related agencies and departments provide the information in these service bulletins. This is a unique periodical, of great interest to anyone looking for information on Canada's justice system. **Note:** Individual issues released since January 1990 have been indexed, but specific contents have not been listed here because of space constraints.

Per Issue

Per Year

Canada:	\$3.60	\$90.00
United States:	US\$4.30	US\$108.00
Other Countries:	US\$5.00	US\$126.00

85-205



Canadian crime statistics. Annual. First issue 1960. Bilingual.

ISSN 0824-0337.

DDC 364/.971.

This publication provides in-depth statistical summaries of criminal incidents reported by Canada's law enforcement agencies. Rates and actual numbers describe various types of crime, including narcotic and drug offenses, property crime and violent crime.

EDUCATION, CULTURE, HEALTH AND WELFARE

Offenses reported to Canadian police agencies are examined and results presented in detail at both national and provincial levels. Statistical tables, graphs and narratives are used extensively throughout the publication.

Per Issue

<i>Canada:</i>	\$39.00
<i>United States:</i>	US\$47.00
<i>Other Countries:</i>	US\$55.00

85-211

Adult correctional services in Canada. Annual. First issue 1981/82. Bilingual.

ISSN 0715-2973.

DDC 365/.971.

This publication provides descriptive data on custodial and non-custodial services in provincial, territorial and federal sectors. It also highlights caseload indicators, offender characteristics and expenditure data. Narrative summaries examine organizational structures, administrative procedures and correctional programs functioning at both institutional and community levels. A glossary is included.

Per Issue

<i>Canada:</i>	\$39.00
<i>United States:</i>	US\$47.00
<i>Other Countries:</i>	US\$55.00

85-216

Legal aid in Canada. Annual. First issue 1985. Last issue 1985. Bilingual. **Discontinued.**

ISSN 0831-2281.

DDC 362.5/8/0971.

This publication provides historical and current perspectives of legal aid and its application on a national scale. Variability in organizational structures can be readily identified for comparative purposes and for understanding differences in service delivery. The publication also includes a demographic display of its user population in civil and criminal matters, a comprehensive glossary of terms and a directory of legal aid offices in Canada. **Note:** The data will be released in an non-catalogued publication entitled *Resource and caseload statistics for legal aid in Canada*. For further information, please contact Carol Gudz (613) 951-6608 or Paul McPhie (613) 951- 8940.

Per Issue

<i>Canada:</i>	\$35.00
<i>United States:</i>	US\$36.50
<i>Other Countries:</i>	US\$36.50

85-506E

The future of national justice statistics and information in Canada : report from the Work Group of the National Project on Resource Coordination for Justice Statistics and Information (NPRC). 2 v. 23-28 cm. 1981. E. and F.

ISBN 0-660-10803-8 (v. 1, 164 p.);

ISBN 0-660-10804-6 (v. 2, 128 p.).

DDC 347.71/013.

Describes, in volume 1, the historical development of justice information and statistics. Contains a profile of information needs and resources of provinces and federal agencies. Volume 2 comprises background papers on: issues of privacy and confidentiality; systems technology applications; and the experience of other jurisdictions in this field.

Price: Back Issue

85-509

Civil courts in Canada / Statistics Canada, Canadian Centre for Justice Statistics. 183 p. 28 cm. 1985. Bilingual.

ISBN 0-660-52249-7.

DDC 347.71/012.

This publication presents descriptive information on civil courts operating across Canada, as of January 1, 1985. One of the publication's primary purposes is to provide a contextual framework within which future national civil court statistics can be analyzed. The areas examined include: administration of civil courts; civil law; court structures, hierarchies and location; civil procedure; and current developments in civil justice. It includes glossary of terms, civil matters by court level and jurisdiction and circuit court locations.

Per Issue

<i>Canada:</i>	\$25.00
<i>United States:</i>	US\$26.50
<i>Other Countries:</i>	US\$26.50

85-511E

Profile of courts in Canada, 1987-1988 / Statistics Canada, Canadian Centre for Justice Statistics. 161 p. 28 cm. 1989. E. and F.

ISBN 0-660-12543-9.

DDC 347.71.

This publication presents detailed descriptive information on the operation of the court system across Canada. It includes a presentation of the levels and jurisdiction of the courts, the duties of the key functionaries, the structure and administration of the various court services branches, and local services to the courts. It is intended to offer information on Canada's courts in a way that makes similarities and differences among these courts easy to identify.

EDUCATION, CULTURE, HEALTH AND WELFARE

Per Issue

Canada:	\$41.00
United States:	US\$49.00
Other Countries:	US\$49.00

85-522

Juvenile court statistics. Annual. First issue 1982/1983. Bilingual.

ISSN 0822-0441.

DDC 345.71/081.

This report provides an analytical summary of the 1983 survey data on Canadian juvenile courts collected by the Juvenile Justice Program of the Canadian Centre for Justice Statistics. The report focuses on interprovincial comparisons of overall courts and rates of delinquency charges adjudicated by the courts.

Per Issue

Canada:	\$20.00
United States:	US\$21.00
Other Countries:	US\$21.00

85-523

Policing in Canada, 1986 / Statistics Canada, Canadian Centre for Justice Statistics. 85 p. 28 cm. 1986. Bilingual.

ISBN 0-660-52886-X.

DDC 363.2/0971.

All aspects of policing services in Canada are covered here in one comprehensive document that describes forces under federal jurisdiction (the RCMP, Canadian Security Intelligence, Ports Canada Police and Railway Police), provincial jurisdiction and native policing. Produced by the Canadian Centre for Justice Statistics, this report contains 21 graphs and tables and provides a convenient summary page for each province, allowing the reader to obtain a quick overview of current police legislation; the provincial department responsible for the administration of policing services; police forces responsible for providing provincial and municipal policing services; police commissions and police colleges; and summary 1985 police strength statistics.

Per Issue

Canada:	\$35.00
United States:	US\$36.50
Other Countries:	US\$36.50

WELFARE STATISTICS

86-501

Workmen's/workers' compensation, social security, provincial programs, 1980 / Statistics Canada, Health Division, Social Security Section. 63 p. 28 cm. 1980. Bilingual.

ISBN 0-660-53428-2.

DDC 368.4/1/00971.

The publication contains provincial and territorial program description and statistics on claims and compensation. It analyzes characteristics of claimants, degree of disability, duration of wage loss and other variables. Provides analysis in relation to the labour force, general population, personal income, assets and liabilities of the Workmen's Compensation Boards. Statistics for the period 1975 to 1977 are presented.

Price: Back Issue

86-502

Criminal injuries compensation. Triennial. First issue 1980. Bilingual.

ISSN 0833-5737.

DDC 362.8/8/0971.

With extensive analysis and numerous charts, this publication draws a national profile of Canada's criminal injuries compensation programs. Complete with tables and graphs, it discusses federal-provincial compensation agreements, the considerations behind compensation and appeal procedures, total net payments of plans (in constant and current dollars), victim characteristics, victim-assailant relationships, etc. Historical data are included.

Per Issue

Canada:	\$25.00
United States:	US\$26.50
Other Countries:	US\$26.50

86-506

Social security, national programs. Volume 2, Unemployment insurance, 1984 / Statistics Canada, Health Division, Social Security Section. 292 p. 28 cm. 1984. Bilingual.

ISBN 0-660-50909-1.

DDC 368.4/4/00971.

In the present report, the main aspects of the program are described: coverage, funding, contributions and benefits. Benefits are given particular emphasis with statistical tables and analysis which are considerably expanded over the previous edition. Program information is generally current to the time of publication. Statistics are shown for the 1970s and early 1980s. Volume 1 was never published.

Price: Back Issue

86-507

Social security, national programs. Volume 3, Canada and Quebec pension plans, 1984 / Statistics Canada, Health Division, Social Security Section. 180 p. 28 cm. 1984. Bilingual.

ISBN 0-660-50910-5.

EDUCATION, CULTURE, HEALTH AND WELFARE

DDC 368.4/3/00971.

Two separate but complementary programs are presented with key statistics and program description. It includes data analysis, commentary on beneficiaries, contributors, payments, the funds of the two plans, and bibliography.

Price: Back Issue

86-508

Social security, national programs. Volume 4, Family allowances and related programs, 1982 / Statistics Canada, Health Division, Social Security Section. 104 p. 28 cm. 1982. Bilingual.

ISBN 0-660-50911-3.

DDC 368.4/00971.

The report deals with Family Allowances and the Child Tax Credit as well as former programs, Family Assistance and Youth Allowances. Statistics are presented for beneficiaries, their number and amounts paid. Statistics for the period 1951 to 1981 are presented along with provincial data. It includes data analysis and features of the programs.

Price: Back Issue

86-509

Social security, national programs. Volume 5, Old age security, guaranteed income supplement and spouse's allowance, 1982 / Statistics Canada, Health Division, Social Security Section. 81 p. 28 cm. 1982. Bilingual.

ISBN 0-660-50912-1.

DDC 368.4/3/00971.

Old Age Security, Guaranteed Income Supplement and Spouse's Allowance make up integral parts of a total program for the elderly. The report presents main features and statistical data on the recipients, and payments are related to demographic and macro-economic data to provide measures such as per capita and percent of Gross Domestic Product and personal income. Statistics are shown for the period 1951-1952 to 1980-1981.

Price: Back Issue

86-510

Social security, national programs. Volume 6, Social allowances and services, 1982 / Statistics Canada, Health Division, Social Security Section. 79 p. 28 cm. 1982. Bilingual.

ISBN 0-660-50913-X.

DDC 368.4/00971.

The report presents description and data on federal-provincial cost-shared welfare programs directed to assisting the elderly, the blind, the disabled and to

general welfare, including the Canada Assistance Plan and Vocational Rehabilitation of Disabled Persons. Statistics are provided for the period 1951 to 1980. It also includes data analysis and a bibliography.

Price: Back Issue

86-511

Social security, national programs. Volume 7, Other programs, 1982 / Statistics Canada, Health Division, Social Security Section. 198 p. 28 cm. 1983. Bilingual.

ISBN 0-660-50914-8.

DDC 361.6/0971.

The report presents statistics and description of five separate programs: Veterans; Indian Social Welfare; New Horizons; Family Planning Grants; National Welfare Grants. Statistics for the 1970's and early 1980's are provided. Includes data analysis and bibliographies.

Price: Back Issue

CULTURE STATISTICS

87-001

Culture communiqué. Irregular. First issue 1978. Bilingual.

ISSN 0822-6016.

DDC 338.4/7306/0971.

This bulletin is used to release advanced, timely data on cultural activities, institutions and industries in Canada. These data are often presented by province. They deal with book and periodical publishing, television, film, sound recording, libraries, museums, performing arts and other related subjects.

	<i>Per Issue</i>	<i>Per Year</i>
<i>Canada:</i>	\$4.90	\$49.00
<i>United States:</i>	US\$5.90	US\$59.00
<i>Other Countries:</i>	US\$6.90	US\$69.00

87-003

Travel-log. Quarterly. First issue, June 1982. Bilingual. (Touriscope).

ISSN 0713-2840.

DDC 381/.459171/04.

This quarterly presents a diverse range of tourism topics in an easy-to-read and attractive format drawing together the latest data from several tourism-related surveys conducted by Statistics Canada. Each issue includes a feature article and the latest national tourism indicators.

	<i>Per Issue</i>	<i>Per Year</i>
<i>Canada:</i>	\$10.50	\$42.00
<i>United States:</i>	US\$12.50	US\$50.00
<i>Other Countries:</i>	US\$14.75	US\$59.00

EDUCATION, CULTURE, HEALTH AND WELFARE

Summer 1991

Travel-log

Domestic Travel - A Decade of Change

Touriscapa

In This Issue:

FEATURED ARTICLE

Is the domestic tourism industry in trouble? Over the decade (1980-1990) Canada's domestic travel industry has grown at an average rate of 3.5% per year. Domestic travel has been leading the country in record numbers.

HIGHLIGHTS

- Domestic travel is the main generator of tourism in Canada and it is facing challenges. During the 80's domestic tourism enjoyed expansion, but the situation changed in 1989 as Canada entered its economic recession. In a decade (1980-1990) as Canadians are increasingly limited to drive to destinations outside Canada (especially south of the border) foreign travel and tourism have declined. Strong manufacturing, marketing, economic, and expansion of travel opportunities are just some of the factors that have altered Canadian travel patterns over the last decade.
- Where Have All the Canadians Gone? Continued growth in the travel industry is being challenged by a number of factors.
- Domestic travel is a major growth area for the tourism industry over the decade. Over the decade, domestic travel advanced 30% compared to a 2% increase in leisure travel.
- Domestic travel is a major growth area for the tourism industry over the decade. Over the decade, domestic travel advanced 30% compared to a 2% increase in leisure travel.
- The "Open Canadian Travel" program is a new initiative that allows Canadians to travel to the United States and Canada without the need for a passport.
- Domestic travel is a major growth area for the tourism industry over the decade. Over the decade, domestic travel advanced 30% compared to a 2% increase in leisure travel.
- Domestic travel is a major growth area for the tourism industry over the decade. Over the decade, domestic travel advanced 30% compared to a 2% increase in leisure travel.

Canada

Volume 3, No. 3

CULTURE

From Music Notes to Sound Recordings...

Albert Chabon, Project Manager, Sound Recording

In this issue:

- From Music Notes to Sound Recordings
- From Vinyl to Digital to Cassette
- What's New From the Periodical Publishing Survey
- New Publications
- Focus on Data
- in Previous Issues
- New Data

Focus on Culture

1704-1705-1706-1707-1708-1709-1710-1711-1712-1713-1714-1715-1716-1717-1718-1719-1720-1721-1722-1723-1724-1725-1726-1727-1728-1729-1730-1731-1732-1733-1734-1735-1736-1737-1738-1739-1740-1741-1742-1743-1744-1745-1746-1747-1748-1749-1750-1751-1752-1753-1754-1755-1756-1757-1758-1759-1760-1761-1762-1763-1764-1765-1766-1767-1768-1769-1770-1771-1772-1773-1774-1775-1776-1777-1778-1779-1780-1781-1782-1783-1784-1785-1786-1787-1788-1789-1790-1791-1792-1793-1794-1795-1796-1797-1798-1799-1800-1801-1802-1803-1804-1805-1806-1807-1808-1809-1810-1811-1812-1813-1814-1815-1816-1817-1818-1819-1820-1821-1822-1823-1824-1825-1826-1827-1828-1829-1830-1831-1832-1833-1834-1835-1836-1837-1838-1839-1840-1841-1842-1843-1844-1845-1846-1847-1848-1849-1850-1851-1852-1853-1854-1855-1856-1857-1858-1859-1860-1861-1862-1863-1864-1865-1866-1867-1868-1869-1870-1871-1872-1873-1874-1875-1876-1877-1878-1879-1880-1881-1882-1883-1884-1885-1886-1887-1888-1889-1890-1891-1892-1893-1894-1895-1896-1897-1898-1899-1900-1901-1902-1903-1904-1905-1906-1907-1908-1909-1910-1911-1912-1913-1914-1915-1916-1917-1918-1919-1920-1921-1922-1923-1924-1925-1926-1927-1928-1929-1930-1931-1932-1933-1934-1935-1936-1937-1938-1939-1940-1941-1942-1943-1944-1945-1946-1947-1948-1949-1950-1951-1952-1953-1954-1955-1956-1957-1958-1959-1960-1961-1962-1963-1964-1965-1966-1967-1968-1969-1970-1971-1972-1973-1974-1975-1976-1977-1978-1979-1980-1981-1982-1983-1984-1985-1986-1987-1988-1989-1990-1991-1992-1993-1994-1995-1996-1997-1998-1999-2000-2001-2002-2003-2004-2005-2006-2007-2008-2009-2010-2011-2012-2013-2014-2015-2016-2017-2018-2019-2020-2021-2022-2023-2024-2025-2026-2027-2028-2029-2030-2031-2032-2033-2034-2035-2036-2037-2038-2039-2040-2041-2042-2043-2044-2045-2046-2047-2048-2049-2050-2051-2052-2053-2054-2055-2056-2057-2058-2059-2060-2061-2062-2063-2064-2065-2066-2067-2068-2069-2070-2071-2072-2073-2074-2075-2076-2077-2078-2079-2080-2081-2082-2083-2084-2085-2086-2087-2088-2089-2090-2091-2092-2093-2094-2095-2096-2097-2098-2099-2100-2101-2102-2103-2104-2105-2106-2107-2108-2109-2110-2111-2112-2113-2114-2115-2116-2117-2118-2119-2120-2121-2122-2123-2124-2125-2126-2127-2128-2129-2130-2131-2132-2133-2134-2135-2136-2137-2138-2139-2140-2141-2142-2143-2144-2145-2146-2147-2148-2149-2150-2151-2152-2153-2154-2155-2156-2157-2158-2159-2160-2161-2162-2163-2164-2165-2166-2167-2168-2169-2170-2171-2172-2173-2174-2175-2176-2177-2178-2179-2180-2181-2182-2183-2184-2185-2186-2187-2188-2189-2190-2191-2192-2193-2194-2195-2196-2197-2198-2199-2200-2201-2202-2203-2204-2205-2206-2207-2208-2209-2210-2211-2212-2213-2214-2215-2216-2217-2218-2219-2220-2221-2222-2223-2224-2225-2226-2227-2228-2229-2230-2231-2232-2233-2234-2235-2236-2237-2238-2239-2240-2241-2242-2243-2244-2245-2246-2247-2248-2249-2250-2251-2252-2253-2254-2255-2256-2257-2258-2259-2260-2261-2262-2263-2264-2265-2266-2267-2268-2269-2270-2271-2272-2273-2274-2275-2276-2277-2278-2279-2280-2281-2282-2283-2284-2285-2286-2287-2288-2289-2290-2291-2292-2293-2294-2295-2296-2297-2298-2299-2300-2301-2302-2303-2304-2305-2306-2307-2308-2309-2310-2311-2312-2313-2314-2315-2316-2317-2318-2319-2320-2321-2322-2323-2324-2325-2326-2327-2328-2329-2330-2331-2332-2333-2334-2335-2336-2337-2338-2339-2340-2341-2342-2343-2344-2345-2346-2347-2348-2349-2350-2351-2352-2353-2354-2355-2356-2357-2358-2359-2360-2361-2362-2363-2364-2365-2366-2367-2368-2369-2370-2371-2372-2373-2374-2375-2376-2377-2378-2379-2380-2381-2382-2383-2384-2385-2386-2387-2388-2389-2390-2391-2392-2393-2394-2395-2396-2397-2398-2399-2400-2401-2402-2403-2404-2405-2406-2407-2408-2409-2410-2411-2412-2413-2414-2415-2416-2417-2418-2419-2420-2421-2422-2423-2424-2425-2426-2427-2428-2429-2430-2431-2432-2433-2434-2435-2436-2437-2438-2439-2440-2441-2442-2443-2444-2445-2446-2447-2448-2449-2450-2451-2452-2453-2454-2455-2456-2457-2458-2459-2460-2461-2462-2463-2464-2465-2466-2467-2468-2469-2470-2471-2472-2473-2474-2475-2476-2477-2478-2479-2480-2481-2482-2483-2484-2485-2486-2487-2488-2489-2490-2491-2492-2493-2494-2495-2496-2497-2498-2499-2500-2501-2502-2503-2504-2505-2506-2507-2508-2509-2510-2511-2512-2513-2514-2515-2516-2517-2518-2519-2520-2521-2522-2523-2524-2525-2526-2527-2528-2529-2530-2531-2532-2533-2534-2535-2536-2537-2538-2539-2540-2541-2542-2543-2544-2545-2546-2547-2548-2549-2550-2551-2552-2553-2554-2555-2556-2557-2558-2559-2560-2561-2562-2563-2564-2565-2566-2567-2568-2569-2570-2571-2572-2573-2574-2575-2576-2577-2578-2579-2580-2581-2582-2583-2584-2585-2586-2587-2588-2589-2590-2591-2592-2593-2594-2595-2596-2597-2598-2599-2600-2601-2602-2603-2604-2605-2606-2607-2608-2609-2610-2611-2612-2613-2614-2615-2616-2617-2618-2619-2620-2621-2622-2623-2624-2625-2626-2627-2628-2629-2630-2631-2632-2633-2634-2635-2636-2637-2638-2639-2640-2641-2642-2643-2644-2645-2646-2647-2648-2649-2650-2651-2652-2653-2654-2655-2656-2657-2658-2659-2660-2661-2662-2663-2664-2665-2666-2667-2668-2669-2670-2671-2672-2673-2674-2675-2676-2677-2678-2679-2680-2681-2682-2683-2684-2685-2686-2687-2688-2689-2690-2691-2692-2693-2694-2695-2696-2697-2698-2699-2700-2701-2702-2703-2704-2705-2706-2707-2708-2709-2710-2711-2712-2713-2714-2715-2716-2717-2718-2719-2720-2721-2722-2723-2724-2725-2726-2727-2728-2729-2730-2731-2732-2733-2734-2735-2736-2737-2738-2739-2740-2741-2742-2743-2744-2745-2746-2747-2748-2749-2750-2751-2752-2753-2754-2755-2756-2757-2758-2759-2760-2761-2762-2763-2764-2765-2766-2767-2768-2769-2770-2771-2772-2773-2774-2775-2776-2777-2778-2779-2780-2781-2782-2783-2784-2785-2786-2787-2788-2789-2790-2791-2792-2793-2794-2795-2796-2797-2798-2799-2800-2801-2802-2803-2804-2805-2806-2807-2808-2809-2810-2811-2812-2813-2814-2815-2816-2817-2818-2819-2820-2821-2822-2823-2824-2825-2826-2827-2828-2829-2830-2831-2832-2833-2834-2835-2836-2837-2838-2839-2840-2841-2842-2843-2844-2845-2846-2847-2848-2849-2850-2851-2852-2853-2854-2855-2856-2857-2858-2859-2860-2861-2862-2863-2864-2865-2866-2867-2868-2869-2870-2871-2872-2873-2874-2875-2876-2877-2878-2879-2880-2881-2882-2883-2884-2885-2886-2887-2888-2889-2890-2891-2892-2893-2894-2895-2896-2897-2898-2899-2900-2901-2902-2903-2904-2905-2906-2907-2908-2909-2910-2911-2912-2913-2914-2915-2916-2917-2918-2919-2920-2921-2922-2923-2924-2925-2926-2927-2928-2929-2930-2931-2932-2933-2934-2935-2936-2937-2938-2939-2940-2941-2942-2943-2944-2945-2946-2947-2948-2949-2950-2951-2952-2953-2954-2955-2956-2957-2958-2959-2960-2961-2962-2963-2964-2965-2966-2967-2968-2969-2970-2971-2972-2973-2974-2975-2976-2977-2978-2979-2980-2981-2982-2983-2984-2985-2986-2987-2988-2989-2990-2991-2992-2993-2994-2995-2996-2997-2998-2999-3000-3001-3002-3003-3004-3005-3006-3007-3008-3009-3010-3011-3012-3013-3014-3015-3016-3017-3018-3019-3020-3021-3022-3023-3024-3025-3026-3027-3028-3029-3030-3031-3032-3033-3034-3035-3036-3037-3038-3039-3040-3041-3042-3043-3044-3045-3046-3047-3048-3049-3050-3051-3052-3053-3054-3055-3056-3057-3058-3059-3060-3061-3062-3063-3064-3065-3066-3067-3068-3069-3070-3071-3072-3073-3074-3075-3076-3077-3078-3079-3080-3081-3082-3083-3084-3085-3086-3087-3088-3089-3090-3091-3092-3093-3094-3095-3096-3097-3098-3099-3100-3101-3102-3103-3104-3105-3106-3107-3108-3109-3110-3111-3112-3113-3114-3115-3116-3117-3118-3119-3120-3121-3122-3123-3124-3125-3126-3127-3128-3129-3130-3131-3132-3133-3134-3135-3136-3137-3138-3139-3140-3141-3142-3143-3144-3145-3146-3147-3148-3149-3150-3151-3152-3153-3154-3155-3156-3157-3158-3159-3160-3161-3162-3163-3164-3165-3166-3167-3168-3169-3170-3171-3172-3173-3174-3175-3176-3177-3178-3179-3180-3181-3182-3183-3184-3185-3186-3187-3188-3189-3190-3191-3192-3193-3194-3195-3196-3197-3198-3199-3200-3201-3202-3203-3204-3205-3206-3207-3208-3209-3210-3211-3212-3213-3214-3215-3216-3217-3218-3219-3220-3221-3222-3223-3224-3225-3226-3227-3228-3229-3230-3231-3232-3233-3234-3235-3236-3237-3238-3239-3240-3241-3242-3243-3244-3245-3246-3247-3248-3249-3250-3251-3252-3253-3254-3255-3256-3257-3258-3259-3260-3261-3262-3263-3264-3265-3266-3267-3268-3269-3270-3271-3272-3273-3274-3275-3276-3277-3278-3279-3280-3281-3282-3283-3284-3285-3286-3287-3288-3289-3290-3291-3292-3293-3294-3295-3296-3297-3298-3299-3300-3301-3302-3303-3304-3305-3306-3307-3308-3309-3310-3311-3312-3313-3314-3315-3316-3317-3318-3319-3320-3321-3322-3323-3324-3325-3326-3327-3328-3329-3330-3331-3332-3333-3334-3335-3336-3337-3338-3339-3340-3341-3342-3343-3344-3345-3346-3347-3348-3349-3350-3351-3352-3353-3354-3355-3356-3357-3358-3359-3360-3361-3362-3363-3364-3365-3366-3367-3368-3369-3370-3371-3372-3373-3374-3375-3376-3377-3378-3379-3380-3381-3382-3383-3384-3385-3386-3387-3388-3389-3390-3391-3392-3393-3394-3395-3396-3397-3398-3399-3400-3401-3402-3403-3404-3405-3406-3407-3408-3409-3410-3411-3412-3413-3414-3415-3416-3417-3418-3419-3420-3421-3422-3423-3424-3425-3426-3427-3428-3429-3430-3431-3432-3433-3434-3435-3436-3437-3438-3439-3440-3441-3442-3443-3444-3445-3446-3447-3448-3449-3450-3451-3452-3453-3454-3455-3456-3457-3458-3459-3460-3461-3462-3463-3464-3465-3466-3467-3468-3469-3470-3471-3472-3473-3474-3475-3476-3477-3478-3479-3480-3481-3482-3483-3484-3485-3486-3487-3488-3489-3490-3491-3492-3493-3494-3495-3496-3497-3498-3499-3500-3501-3502-3503-3504-3505-3506-3507-3508-3509-3510-3511-3512-3513-3514-3515-3516-3517-3518-3519-3520-3521-3522-3523-3524-3525-3526-3527-3528-3529-3530-3531-3532-3533-3534-3535-3536-3537-3538-3539-3540-3541-3542-3543-3544-3545-3546-3547-3548-3549-3550-3551-3552-3553-3554-3555-3556-3557-3558-3559-3560-3561-3562-3563-3564-3565-3566-3567-3568-3569-3570-3571-3572-3573-3574-3575-3576-3577-3578-3579-3580-3581-3582-3583-3584-3585-3586-3587-3588-3589-3590-3591-3592-3593-3594-3595-3596-3597-3598-3599-3600-3601-3602-3603-3604-3605-3606-3607-3608-3609-3610-3611-3612-3613-3614-3615-3616-3617-3618-3619-3620-3621-3622-3623-3624-3625-3626-3627-3628-3629-3630-3631-3632-3633-3634-3635-3636-3637-3638-3639-3640-3641-3642-3643-3644-3645-3646-3647-3648-3649-3650-3651-3652-3653-3654-3655-3656-3657-3658-3659-3660-3661-3662-3663-3664-3665-3666-3667-3668-3669-3670-3671-3672-3673-3674-3675-3676-3677-3678-3679-3680-3681-3682-3683-3684-3685-3686-3687-3688-3689-3690-3691-3692-3693-3694-3695-3696-3697-3698-3699-3700-3701-3702-3703-3704-3705-3706-3707-3708-3709-3710-3711-3712-3713-3714-3715-3716-3717-3718-3719-3720-3721-3722-3723-3724-3725-3726-3727-3728-3729-3730-3731-3732-3733-3734-3735-3736-3737-3738-3739-3740-3741-3742-3743-3744-3745-3746-3747-3748-3749-3750-3751-3752-3753-3754-3755-3756-3757-3758-3759-3760-3761-3762-3763-3764-3765-3766-3767-3768-3769-3770-3771-3772-3773-3774-3775-3776-3777-3778-3779-3780-3781-3782-3783-3784-3785-3786-3787-3788-3789-3790-3791-3792-3793-3794-3795-3796-3797-3798-3799-3800-3801-3802-3803-3804-3805-3806-3807-3808-3809-3810-3811-3812-3813-3814-3815-3816-3817-3818-3819-3820-3821-3822-3823-3824-3825-3826-3827-3828-3829-3830-3831-3832-3833-3834-3835-3836-3837-3838-3839-3840-3841-3842-3843-3844-3845-3846-3847-3848-3849-3850-3851-3852-3853-3854-3855-3856-3857-3858-3859-3860-3861-3862-3863-3864-3865-3866-3867-3868-3869-3870-3871-3872-3873-3874-3875-3876-3877-3878-3879-3880-3881-3882-3883-3884-3885-3886-3887-3888-3889-3890-3891-3892-3893-3894-3895-3896-3897-3898-3899-3900-3901-3902-3903-3904-3905-3906-3907-3908-3909-3910-3911-3912-3913-3914-3915-3916-3917-3918-3919-3920-3921-3922-3923-3924-3925-3926-3927-3928-3929-3930-3931-3932-3933-3934-3935-3936-3937-3938-3939-3940-3941-3942-3943-3944-3945-3946-3947-3948-3949-3950-3951-3952-3953-3954-3955-3956-3957-3958-3959-3960-3961-3962-3963-3964-3965-3966-3967-3968-3969-3970-3971-3972-3973-3974-3975-3976-3977-3978-3979-3980-3981-3982-3983-3984-3985-3986-3987-3988-3989-3990-3991-3992-3993-3994-3995-3996-3997-3998-3999-4000-4001-4002-4003-4004-4005-4006-4007-4008-4009-4010-4011-4012-4013-4014-4015-4016-4017-

EDUCATION, CULTURE, HEALTH AND WELFARE

Per Issue

Canada:	\$22.00
United States:	US\$26.00
Other Countries:	US\$31.00

87-203

Periodical publishing. Annual. First issue 1984. Bilingual.

ISSN 0847-1231.

DDC 070.5/72/0971.

This publication provides details on all aspects of the Periodical Publishing Survey including highlights and methodology. The survey is a census of all periodicals published in Canada which are issued on a regular basis, more frequently than once a year but not more than once a week. The purpose of the publication is to disseminate data which will provide users with the information required for corporate decision-making, monitoring programs and reviewing policies. The tabulations focus on circulation and sales of periodicals published in Canada during each publisher's fiscal year. Data are broken down by regions, provinces, type of periodical, origin of editorial content and artwork, size of circulation per issue and size of annual revenue. There is also a summary of the financial profile of periodicals. The reference section includes a list of other data sources.

Per Issue

Canada:	\$17.00
United States:	US\$20.00
Other Countries:	US\$24.00

87-204

Film and video. Annual. First issue 1983. Bilingual.

ISSN 1181-6708.

DDC 338.4/779143/0971.

This publication provides details on all aspects of the Culture Statistics Program's Film and Video Surveys including highlights and methodology. It covers four surveys: (1) film, video and audio-visual production; (2) motion picture laboratory operations and post-production services; (3) film and video distribution; and (4) motion picture theatres and drive-ins. The purpose of the publication is to disseminate data which will provide users with the information required for corporate decision-making, monitoring programs and reviewing policies. The tabulations focus on the financial year revenue, expenses, productions and labour force of the companies included in each survey. Data are broken down by province, by revenue group and by origin of financial control. Previously *Film and video in Canada*.

Per Issue

Canada:	\$22.00
United States:	US\$26.00
Other Countries:	US\$31.00

87-205

Public libraries. Annual. First issue 1982/1984. Bilingual.

ISSN 1181-666X.

DDC 027.471.

This publication contains data tables on public libraries in Canada, including: sources of revenue, expenditures, library collections and acquisitions, circulation, interlibrary loans, personnel and library facilities. Information is broken down by type of public library, province/territory and census metropolitan area. Statistical highlights and additional library data sources are also given.

Per Issue

Canada:	\$30.00
United States:	US\$36.00
Other Countries:	US\$42.00

87-205S

Public libraries in Canada : a three year digest, 1982-1984 / Statistics Canada, Education Culture and Tourism Division. 117 p. 28 cm. 1989. Bilingual.

ISSN 0704-884X.

DDC 027.471.

This publication contains data tables on public libraries in Canada, including: sources of revenue, expenditures, library collections and acquisitions, circulation, interlibrary loans, personnel and library facilities. Information is broken down by type of public library, province/territory and census metropolitan area. Statistical highlights and additional library data sources are also given.

Per Issue

Canada:	\$35.00
United States:	US\$36.00
Other Countries:	US\$36.00

87-206

Government expenditures on culture in Canada. Annual. First issue 1984/85. Bilingual.

ISSN 0847-1258.

DDC 354.710085.

This publication contains survey highlights and statistical tables on government (federal, provincial and local) expenditures on culture in Canada. Included are expenditures on libraries, heritage activities, performing arts, literary arts, visual arts and crafts, broadcasting, film and video, etc. This information is broken down by level of government, province/territory and type of expenditure (operating expenditures, capital expenditures, operating and capital grants and contributions). Also included are statistics on employment.

EDUCATION, CULTURE, HEALTH AND WELFARE

Per Issue

Canada: \$17.00
 United States: US\$20.00
 Other Countries: US\$24.00

87-207

Heritage institutions. Annual. First issue 1984/85. Bilingual.

ISSN 0847-0146.

DDC 069/.0971.

This publication presents survey data highlights and statistical tabulations on non-profit heritage institutions. The heritage institutions covered include museums, art galleries, archives, historic sites, nature parks and other related institutions (e.g. zoos, botanical gardens, exhibition centres). Data tabulations focus on sources of revenues and types of expenditures; attendance; full-time and part-time personnel; and volunteers. This information is presented by province/territory, governing authority and type of heritage institution.

Per Issue

Canada: \$30.00
 United States: US\$36.00
 Other Countries: US\$42.00

87-208

Television viewing. Annual. First issue 1986. Bilingual.

ISSN 1181-6643.

DDC 384.55/0971.

An annual analysis of the television viewing patterns of Canadians, including charts and tables, beginning with survey data from the fall of 1985. The average hours per week of television viewing, by sex and age groupings at the national and provincial levels, are illustrated. The percentage distribution of viewing time, by program origin and type and origin of station is also available for similar demographic categories including the language spoken in the home. Previously *Television viewing in Canada*.

Per Issue

Canada: \$26.00
 United States: US\$31.00
 Other Countries: US\$36.00



87-209

Performing arts. Annual. First issue 1986. Bilingual.

ISSN 1180-3312.

Incorrect ISSN (0838-4452) printed in the publication.

DDC 790.2/0971.

This publication presents data on Canada's professional, non-profit performing arts companies. Text includes data highlights, methodological and data quality considerations and information on related data sources. Over 20 tables present current data, either by performing discipline and company size, or by province. The 1987 volume also contains final data for the 1983 through 1986 survey years, in the form of three summary tables per year.

Per Issue

Canada: \$30.00
 United States: US\$36.00
 Other Countries: US\$42.00

EDUCATION, CULTURE, HEALTH AND WELFARE

87-210

Book publishing. Annual. First issue 1985/86. Bilingual.
ISSN 1181-6635.

DDC 338.4/70705/0971.

This publication contains data on book publishing and on exclusive distribution of books provided by firms having attained a certain level of revenues. Survey methodology and terminology are described. Figures on published titles and sales in Canada, based on the reporting firms' financial year, are usually broken down by size, language, financial control and province of the firm. Other tables present figures on the financial aid awarded to publishers, their employment data and their average financial position. Data on exclusive agency sales by publishers and distributors give information on another facet of the book industry in Canada. Since 1987-88, tables on publishing and sales of Canadian-authored titles as well as figures on sales outside Canada have been added. This publication, which summarizes the book publishing data bank for a particular year, provides users with the information required for corporate decision-making, monitoring programs and reviewing policies.

Per Issue

Canada: \$17.00
United States: US\$20.00
Other Countries: US\$24.00

87-401

Tourism in Canada. Biennial. First issue 1978/79. Bilingual. (Touriscope).

ISSN 0838-3863.

DDC 338.4/79171/0464.

This publication consists of analytical texts, charts and tables drawn from numerous sources, grouped together in nine chapters covering topics such as visitors to Canada, Canadian travellers, industries comprising the tourism sector, employment and the economic significance of tourism. It features a number of articles written by tourism experts from academia and from commercial and government sectors.

Per Issue

Canada: \$40.00
United States: US\$42.00
Other Countries: US\$42.00

87-504

Domestic travel, Canadians travelling in Canada. Biennial. First issue 1979/80. Bilingual. (Touriscope).

ISSN 0835-9474.

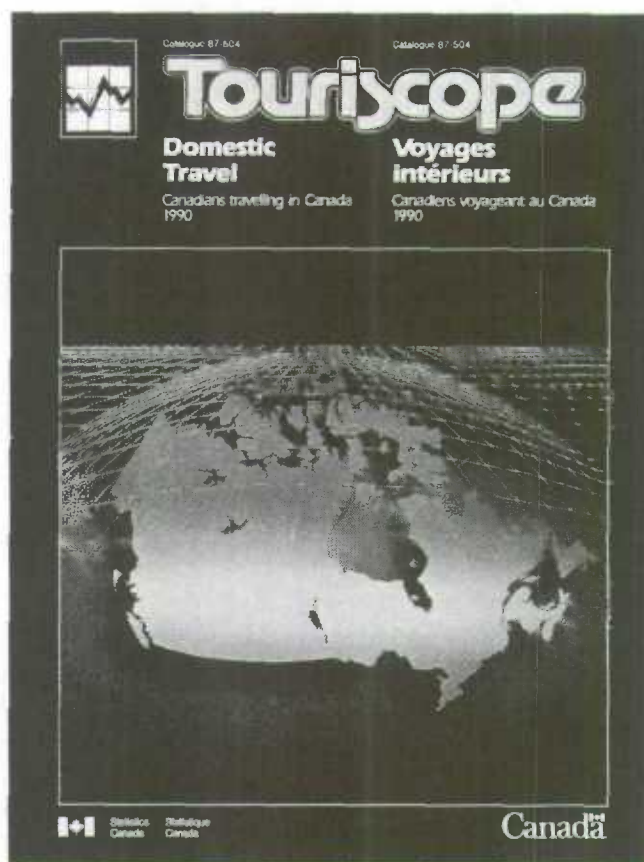
DDC 338.4/79171/0464.

This publication presents data, charts, maps and an analytical text on trips and socio-economic characteristics of Canadians travelling within Canada. Trip information includes purpose, activities, mode of

transportation, length of stay, duration, origin and destination (O. & D.) expenditures, including some provincial and metropolitan detail.

Per Issue

Canada: \$42.00
United States: US\$50.00
Other Countries: US\$50.00



87-517

Government expenditures on culture in Canada / Statistics Canada, Education, Culture and Tourism Division. 52 p. 28 cm. 1982/83 to 1986/87. Bilingual.

ISBN 0-660-54221-8.

DDC 338.4/77/00971.

The publication presents statistical summaries and analysis of expenditures on culture by federal, provincial and local governments in Canada. It also links government cultural expenditures with federal and provincial cultural policies.

Per Issue

Canada: \$35.00
United States: US\$42.00
Other Countries: US\$42.00

EDUCATION, CULTURE, HEALTH AND WELFARE

87-527

Arts and culture : a statistical profile / Statistics Canada, Education, Culture and Tourism Division, Projects and Analysis Section. 44 p. 28 cm. 1985. Bilingual.

ISBN 0-660-52853-3.

DDC 700/.971.

This publication presents interesting highlights on Canada's arts and culture, covering such topics as the labour force, heritage institutions and producers and distributors of cultural goods.

Per Issue

Canada:	\$14.00
United States:	US\$15.00
Other Countries:	US\$15.00

87-530

Culture statistics, performing musicians and composers, 1982 / Statistics Canada, Education, Culture and Tourism Division. 34 p. 28 cm. 1986. Bilingual.

ISBN 0-660-52851-7.

DDC 780/.971.

This publication presents selected data from the 1983 sample Survey of Performing Musicians and Composers. It combines the general characteristics of the population and examines musicians' employment and their income and artistic expenses.

Per Issue

Canada:	\$10.00
United States:	US\$11.00
Other Countries:	US\$11.00

87-532

Culture statistics, the economic impact of the arts and culture sector / Statistics Canada, Education, Culture and Tourism Division. 34 p. 28 cm. 1986. Bilingual.

ISBN 0-660-52880-0.

DDC 338.4/7306/0971.

This study addresses the matter of the economic value of the activities of this sector. Through an input-output model, the contribution of arts and culture to such key economic indicators as domestic output, Gross Domestic Product, and employment is explored. Estimates of direct, indirect, and induced economic impact upon these variables are provided for each of the major arts and culture sectors of written media, film, broadcasting, sound recording, performing arts, heritage institutions and libraries, government programs, and the wholesaling and retailing of arts and culture products. The study focuses on economic impact at the national level for 1981, with annual projections to 1984.

Per Issue

Canada:	\$10.00
United States:	US\$11.00
Other Countries:	US\$11.00

SCIENCE AND TECHNOLOGY

88-001

Science statistics. Irregular. First issue, Sept. 1983. Bilingual.

ISSN 0706-0793.

DDC 609/.71.

This publication, which consists of about 12 issues per year, presents a variety of science and technology statistics. Each issue concerns a different topic, for example: science and technology expenditures and personnel in business enterprises, the federal government or provincial governments; gross domestic expenditures on research and development (GERD); regional GERD; regional distribution of science and technology; R&D expenditures of private non-profit organizations; and the use of manufacturing technologies in Canada. Two issues of volume 13, released in 1989, dealt with the Survey of Manufacturing Technology.

Per Issue

Per Year

Canada:	\$7.10	\$71.00
United States:	US\$8.50	US\$85.00
Other Countries:	US\$9.90	US\$99.00

88-002

Indicators of science and technology / Statistics Canada, Science, Technology and Capital Stock Division. Quarterly. First issue, vol. 1, no. 1, 1989. Bilingual.

ISSN 0843-753X.

DDC 609/.71.


Scientific and technological change is one of the factors which determine the competitiveness of a firm, sector or economy. It is important to develop indicators of this activity, and thereby describe and understand the scientific and technological system and its role in society and the economy. This publication addresses this need by presenting various indicators such as human resources for science and technology, expenditures on research and development, international transfer of technology, and the use of manufacturing technologies. The topics discussed in this quarterly publication vary from issue to issue, and will correspond to the availability of updated statistics.

Per Issue

Per Year

Canada:	\$18.00	\$72.00
United States:	US\$21.50	US\$86.00
Other Countries:	US\$25.25	US\$101.00

EDUCATION, CULTURE, HEALTH AND WELFARE



88-202

Industrial research and development statistics (with estimates). Annual. First issue 1982. Bilingual.
ISSN 0824-8133.
DDC 607.2/71.

This report summarizes research and development (R&D) activities performed and funded by Canadian business enterprises and industrial research institutes and associations. The data are used, for instance, to plan and evaluate R&D tax incentive programs, to provide indicators of the state of industrial innovation and to complement national aggregates for scientific R&D expenditures and personnel. Among the topics covered are current and capital expenditures on research and development, R&D expenditures as a percent of company sales, energy R&D expenditures by area of technology, sources of funds for intramural R&D, personnel engaged in R&D, and payments for technological services. Most historical tables are presented for 1982 to 1987 and disaggregated by 29 industrial groupings, size of R&D program, employment size, sales size, country of control and, by province with some data available for Montreal, the National Capital Region and Toronto. Canada totals for 1963 to 1989 are published for total R&D expenditures (in current and constant dollars), R&D expenditures compared to Gross

Domestic Product, and sources of funds for R&D. Specific enquiries (i.e. survey methodology, reliability of the data) should be directed to the author division.

	<i>Per Issue</i>
Canada:	\$44.00
United States:	US\$53.00
Other Countries:	US\$62.00

88-204

Federal scientific activities. Annual. First issue 1984/1985. Bilingual.
ISSN 0824-0310.
Incorrect ISSN (0724-0310) printed in the publication.
DDC 609/.71.

This report provides statistical information of the Federal Government's activities in science and technology. Expenditure and person-year data are provided for the latest five years by type of science, by performing sector and by federal department or agency. Distribution of expenditures by province are provided for government laboratories and for payments to industry and universities. Technical notes, definitions, bibliography and subject index included.

	<i>Per Issue</i>
Canada:	\$44.00
United States:	US\$53.00
Other Countries:	US\$62.00

88-206E

Directory of federal government scientific & technological establishments. Annual. First issue 1985. E. and F.
ISSN 0829-6030.
DDC 001.4/025/71.

A listing of federal establishments engaged in scientific and technological activities in the natural sciences and engineering, containing information on activities performed, specialized equipment, the number of scientists and engineers, as well as identifying institutional name, and the name, address and phone number of a contact person.

	<i>Per Issue</i>
Canada:	\$25.00
United States:	US\$26.00
Other Countries:	US\$26.00

88-501E

An indicator of excellence in Canadian science / by James B. MacAulay. 111 p. 28 cm. 1985. E. and F.
ISBN 0-660-11445-3.
DDC 609/.71.

One of a series of background papers on science and technology indicators. This publication presents a methodology for evaluating Canada's contribution to

EDUCATION, CULTURE, HEALTH AND WELFARE

world science through the number and relative influence of articles written by Canadian researchers. Results from a pilot study of the implementation of the procedures are provided.

Per Issue

Canada: \$40.00
United States: US\$41.50
Other Countries: US\$41.50

88-502E

International payments and receipts for technology. 48 p. 28 cm. 1984. E. and F.
ISBN 0-660-11446-1.
DDC 338.9/26.

This is a background paper for the science and technology indicators program. Examines the applicability of statistics of international payments and receipts for technology as an indicator of the volume of technological information transferred between countries. It contains a brief discussion of the theoretical foundations, limitations and uses of international payments and receipts data, as well as an overview of existing statistics. It includes case studies, and bibliography.

Price: Back Issue

88-503E

Technology and commodity trade. 40 p. 28 cm. 1984. E. and F.
ISBN 0-660-11447-X.
DDC 382/.456/0971.

This is a background paper for the science and technology indicators program. It examines the use of commodity trade statistics as an indicator of the international transfer of technology. It presents a review of the theoretical and statistical foundation of the indicator and outlines existing statistics and their uses. It includes analysis, bibliography, and high technology commodity list.

Price: Back Issue

88-504E

Patents as indicators of invention. 48 p. 28 cm. 1985. E. and F.
ISBN 0-660-11448-8.
DDC 608.771.

This paper examines the use of patent statistics as indicators of technological change in Canada. It describes the current status of patent statistics and analyzes the advantages and disadvantages of their use as indicators of invention; reviews the various types of indicators constructed on the basis of patent statistics; and presents recommendations for the development of statistical series. It includes a bibliography.

Per Issue

Canada: \$6.65
United States: US\$8.00
Other Countries: US\$8.00

88-505E

Industrial productivity and research and development indicators. 28 p. 28 cm. 1984. E. and F.
ISBN 0-660-11449-6.
DDC 607/.2/71.

This is a background paper for the science and technology indicators program. It describes the conceptual and statistical issues involved in the measurement of productivity change. In particular, it examines the role of research and development capital as a factor of production. It includes analysis, methodology, and bibliography.

Price: This publication is out of print and no longer available for sale. It can however be consulted in Regional Reference Centres and depository libraries across Canada. (See appendices for a list.)

88-506E

A framework for measuring research and development expenditures in Canada. 42 p. 28 cm. 1984. E. and F.
ISBN 0-660-11381-3.
DDC 607/.2/71.

This publication describes the concepts, definitions, content and methodology underlying the gross domestic expenditures on research and development, a statistical series employed internationally to measure countries' research and development activities. This report is an adaptation, for Canada, of guidelines published by the Organization for Economic Co-operation and Development. It includes definitions, the methodology and a bibliography.

Price: Back Issue

88-507E

An indicator of excellence in Canadian science : summary report / by James B. MacAulay. 27 p. 28 cm. 1984. E. and F.
ISBN 0-660-11466-6.
DDC 609/.71.

This report introduces the concept of using scientific literature as an indicator of Canadian research. It describes the theoretical development of a bibliometric analysis, presents a new measure of the quality of research in science and technology and outlines a procedure for using that measure to analyze scientific journals and research papers. Selected results of a pilot study of the implementation of the procedures are

EDUCATION, CULTURE, HEALTH AND WELFARE

provided. It also includes data analysis and a bibliography.

Price: Back Issue

88-508E

Human resources for science and technology / Statistics Canada, Science Technology and Capital Stock Division. 90 p. 28 cm. 1988. E. and F.

ISBN 0-660-11467-4.

DDC 331.12/916/0971.

This publication attempts to describe the problems involved in creating, analyzing and using human resource indicators in science and technology policy formulation. And, from a strictly national perspective, it discusses the most widely accepted definitions and methods used. It examines the inventory of human resources in science and technology, which includes: scientists, engineers and technologists; university and community college teachers, as well as students and graduates of postsecondary institutions.

Per Issue

Canada: \$36.00
United States: US\$37.00
Other Countries: US\$37.00

88-509

Price indexes for Canadian industrial research and development expenditures / Jeffrey I. Bernstein. 37 p. 28 cm. 1986. Bilingual.

ISBN 0-660-52889-4.

DDC 607.1/2/71.

This report presents price indexes for research and development expenditures are constructed for 26 industry groups containing 247 industries defined at the 3-digit Standard Industrial Classification. It also includes a general introduction, discussion of the data presented and conclusions.

Per Issue

Canada: \$20.00
United States: US\$21.00
Other Countries: US\$21.00

88-510

The individual Canadian inventor / by Louise Séguin-Dulude and Claude Desranleau. 101 p. 28 cm. 1989. Bilingual.

ISBN 0-660-54219-6.

DDC 608.7/971.

The publication presents a profile, identifying the inventor's socio-demographic characteristics and examining the inventive process in terms of its nature and the time and resources devoted to invention and patenting. It also examines the extent to which the invention is commercialized, the forms of

commercialization and the success rate.

Per Issue

Canada: \$43.00
United States: US\$52.00
Other Countries: US\$52.00

SOCIAL ANALYTICAL STUDIES

89-501E

University graduates and jobs : changes during the 1970s : a comparison of the occupations and industrial sectors entered by university graduates in 1971 and 1978 / by W.G. Picot. 137 p. 28 cm. 1983. E. and F.

ISBN 0-660-11231-0.

DDC 331.12/0971.

This publication examines the occupation and industries entered by university graduates during the first two years following graduation, and assesses if there were significant changes during the 1970s. Emphasis is placed on the type of jobs found by graduates of various disciplines, and the growth in degrees granted in those disciplines between 1970 and 1981. It includes data analysis and a bibliography.

Price: Back Issue

89-502E

Divorce : law and the family in Canada / D.C. McKie, B. Prentice, P. Reed. 249 p. 23 cm. 1983. E. and F.

ISBN 0-660-11283-3.

DDC 306.8/9/0971.

The publication contains facts, figures and analysis of the historical, social and legal aspects of divorce. It presents historical overview of marriage and divorce in Canada from the early 1800s to the present. In addition, using a detailed statistical record of all Canadian divorces from 1969 to 1979, the book examines divorce in Canada during the 1970s in light of the revised Divorce Act. Data analysis and bibliography are included.

Price: Back Issue

89-503E

Women in Canada : a statistical report / Statistics Canada, Housing, Family and Social Statistics Division. 203 p. 28 cm. 1990. E. and F.

ISBN 0-660-13248-6.

DDC 305.4/0971.

Statistics Canada has produced an updated and expanded version of the original publication, last released in March 1985. This report analyzes the situation of Canadian women by exploring their demographic and cultural characteristics, living arrangements, income, labour force activity, health and

EDUCATION, CULTURE, HEALTH AND WELFARE

criminal and victimization characteristics. Supported by more than 65 key colour charts and 190 tables, this report presents this wealth of information in a clear and concise form.

	<i>Per Issue</i>
<i>Canada:</i>	\$35.00
<i>United States:</i>	US\$42.00
<i>Other Countries:</i>	US\$42.00

89-506

Longevity and historical life tables, 1921-1981 (abridged) : Canada and the provinces / by Dhruva Nagnur. 215 p. 28 cm. 1982. Bilingual.

ISBN 0-660-52882-7.

DDC 304.6/4/097102/1.

The publication presents 420 abridged life tables supplied for Canada and the provinces at five-year intervals from 1921 to 1981. Mortality statistics are provided in 15 different categories such as median and mean age at death, life expectancy at selected ages, and increase in years of life expectancy. An analytical text summarizes the important trends such as the phenomenal drop in infant, neonatal and post-neonatal death rates. The text deals with an important demographic trend regarding longevity.

	<i>Per Issue</i>
<i>Canada:</i>	\$20.00
<i>United States:</i>	US\$21.50
<i>Other Countries:</i>	US\$21.50

89-507E

Canada's industries, growth in jobs over three decades : a review of the changing industrial mix of employment, 1951-1984 / W. Garnett Picot. 113 p. 23 cm. 1986. E. and F.

ISBN 0-660-11909-9.

DDC 331.12/5/0971.

The report reviews employment trends in Canada's industries and service sectors between 1951 and 1984, and provides general explanations as to why the mix of employment among industries has changed. What has happened to employment growth in the public sector? Which service sector industries are providing the jobs? What causes the changing mix of employment among industries? The report concentrates on the two broad factors involved in the restructuring of industrial employment. Includes data analysis, data sources, definitions and bibliography.

Price: This publication is out of print and no longer available for sale. It can however be consulted in Regional Reference Centres and depository libraries across Canada. (See appendices for a list.)

89-508

Family and friendship ties among Canada's seniors : an introductory report of findings from the General Social Survey / by Leroy O. Stone, with the assistance of Hubert Frenken and Edward Dak Ming Ng. 76 p. 28 cm. 1988. Bilingual.

ISBN 0-660-53415-0.

DDC 362.6/0971.

This national study looks at the kinds of family and friendship links upon which seniors rely for support. With an analysis of data collected in the 1985 General Social Survey, the publication shows how the network of family and friendship ties which one can expect to have varies systematically over the course of one's life. The study demonstrates the substantial levels of help given to others by seniors, as well as the help they receive.

	<i>Per Issue</i>
<i>Canada:</i>	\$20.00
<i>United States:</i>	US\$22.00
<i>Other Countries:</i>	US\$22.00

89-509

The family in Canada : selected highlights / Statistics Canada, Housing, Family and Social Statistics Division, Target Groups Project. 47 p. 28 cm. 1989. Bilingual.

ISBN 0-660-53439-8.

DDC 306.8/5/0971.

The charts in this publication highlight the changes in many aspects of family life. Topics include family formation; raising a family; the workplace and home; income, assets and expenditures; divorce and remarriage; the "empty nest"; living arrangements of elderly persons; and widowhood.

	<i>Per Issue</i>
<i>Canada:</i>	\$35.00
<i>United States:</i>	US\$36.00
<i>Other Countries:</i>	US\$36.00

89-510

Immigrants in Canada, selected highlights / Statistics Canada, Housing, Family and Social Statistics Division, Target Groups Project. 56 p. 28 cm. 1990. Bilingual.

ISBN 0-660-54213-7.

DDC 325/.71.

The publication presents a comprehensive portrait of immigration since 1852 and of Canada's immigrant population today. It examines the immigrant population's demographics, education, place of birth, labour force activity, income and citizenship, as well as selected family and household characteristics.

EDUCATION, CULTURE, HEALTH AND WELFARE

	<i>Per Issue</i>
Canada:	\$38.00
United States:	US\$46.00
Other Countries:	US\$46.00

89-511

Youth in Canada : selected highlights / Statistics Canada, Housing, Family and Social Statistics Division, Target Groups Project. 49 p. 28 cm. 1989. Bilingual.

ISBN 0-660-53440-1.

DDC 305.2/35/0971.

The charts in this publication provide an insight into Canada's young people by exploring, among other things, their demographic and cultural characteristics, living arrangements, educational attainment, labour force activity and health.

	<i>Per Issue</i>
Canada:	\$35.00
United States:	US\$36.00
Other Countries:	US\$36.00

89-514E


Caring communities: proceedings of the Symposium on social supports / edited by Population Studies Staff, Analytical Studies Branch. 259 p. 28 cm. 1991. E. and F.

ISBN 0-660-13575-2.

DDC 361.2/5/0971.

This publication is a collection of papers (some including tables and charts) presented by their authors at the 1989 "Symposium on Social Supports". Some of the major issues addressed in the publication are: effects of AIDS on social-service workloads, impacts on women's health of having to work outside the home and care for a family, effects of family support upon seniors' usage of services from agencies and firms, ethnic differences in caring for the elderly, and various kinds of help given by the elderly to their families and to voluntary agencies. Also included are commentaries on the studies by senior professionals in fields of social service. The book contains a total of 15 papers that present research findings or review the state of knowledge in a given field of research.

	<i>Per Issue</i>
Canada:	\$43.00
United States:	US\$52.00
Other Countries:	US\$60.00



89-515

The seniors boom : dramatic increases in longevity and prospects for better health / by Leroy O. Stone and Susan Fletcher. 46 p. 28 cm. 1986. Bilingual.

ISBN 0-660-52898-3.

DDC 305.2/6/0971.

This publication offers innovative approaches to analyzing data on aging. It charts Statistics Canada's latest projections of what will happen as the baby boomers pass through their senior years, as well as explores aspects of lifestyles that appear to promote better health among the elderly.

	<i>Per Issue</i>
Canada:	\$9.95
United States:	US\$10.95
Other Countries:	US\$10.95

89-517E

Marrying and divorcing : a status report for Canada / Gordon McMillan. 16 p. 28 cm. 1988. E. and F.

ISBN 0-660-12530-7.

DDC 306.8/0971.

EDUCATION, CULTURE, HEALTH AND WELFARE

This report is an off-print of the principal findings of technical publication 84-536E. The report sketches general changes in marrying and divorcing in Canada between 1970 and 1986. It also examines provincial and regional variations and presents international comparisons. The indicators presented are developed through the application of life table techniques to vital statistics and census data.

Per Issue

<i>Canada:</i>	\$5.00
<i>United States:</i>	US\$6.00
<i>Other Countries:</i>	US\$6.00

89-518

The changing labour market for postsecondary graduates, 1975-1984 / W. Garnett Picot and Ted Wannell, Doug Lynd. 86 p. 23 cm. 1987. Bilingual.

ISBN 0-660-52896-7.

DDC 331.11/423/0971.

This publication examines the growth in employment for graduates from various disciplines, trends in the supply of graduates and labour market conditions (salary and unemployment rates) for graduates in selected disciplines in 1978 and 1984. It also reviews employment trends in the economy as a whole between 1975 and 1984 and places changes in labour market conditions for graduates within this context. The study is intended to inform the public and contribute to a better understanding of issues by providing systematic quantitative analysis of changing labour market conditions. Major variables in this report include number of graduates by field, employment and salary, and unemployment statistics on graduates by field of study, and employment trends by occupation and industry for Canada and in some cases Canada excluding Quebec. This publication includes 14 tables and 32 charts.

Per Issue

<i>Canada:</i>	\$26.00
<i>United States:</i>	US\$27.50
<i>Other Countries:</i>	US\$27.50

89-519

A portrait of seniors in Canada / Target Groups Project. 57 p. 28 cm. 1990. Bilingual.

ISBN 0-660-54851-8.

DDC 305.26/0971.

Seniors aged 65 years and over are profiled in this illuminating chartbook which depicts their demographic, social, cultural and economic conditions, as well as their living arrangements and aspects of their health and

safety. The 35 colour charts and nine statistical tables, supported by text, present a comprehensive picture of the situation of Canada's senior population drawing from a wide array of data from the census and from numerous surveys.

Per Issue

<i>Canada:</i>	\$43.00
<i>United States:</i>	US\$52.00
<i>Other Countries:</i>	US\$60.00

89-520

A portrait of children of Canada / Statistics Canada, Housing, Family and Social Statistics Division, Target Groups Project. 64 p. 28 cm. 1990. Bilingual.

ISBN 0-660-54852-6.

DDC 305.23/0971.

The socio-economic conditions of children aged 14 and under (unless otherwise specified), along with some of the characteristics of their parents and the households and dwellings in which they live, are depicted through more than 40 colour charts, supported by text, all at the Canada level, and reaching as far back as 1976. Principal areas of coverage treated in the chartbook include demographics, living arrangements, housing and household facilities, cultural characteristics, education, health, and economic conditions.

Per Issue

<i>Canada:</i>	\$40.00
<i>United States:</i>	US\$48.00
<i>Other Countries:</i>	US\$56.00

89-525E

Adult literacy in Canada: results of a national study / Statistics Canada, Labour and Household Surveys Division. 101 p. 28 cm. 1991. Bilingual.

ISBN 0-660-14178-7.

DDC 374/.012/0971.

The publication includes analysis of literacy abilities by such variables as schooling, age group, province, migration status, employment and self-assessed skills. In addition, it contains 10 chapters of interpretations from experts from a wide range of fields including adult education, health, the labour market, workplace literacy and program planning.

Per Issue

<i>Canada:</i>	\$35.00
<i>United States:</i>	US\$42.00
<i>Other Countries:</i>	US\$49.00

CENSUS AND INTERCENSAL STUDIES

Contents	Page
Census and Intercensal Studies	
91 Population Estimates and Projections	124

POPULATION ESTIMATES AND PROJECTIONS

91-002

Quarterly demographic statistics. Quarterly. First issue, Jan./Mar. 1987. Bilingual.

ISSN 0835-4057.

DDC 304.6/0971.

This publication presents quarterly estimates of population for Canada, the provinces and territories as well as statistics on the following components of population change: births, deaths, marriages, immigration, emigration and interprovincial migration, the latter by origin and destination. Quarterly estimates of population are provided for the last eight years prior to the reference date of the publication, and statistics on the components are given with the reference quarter. This publication also contains highlights of current demographic trends and a brief description of the methods used to generate the statistics.

	Per Issue	Per Year
Canada:	\$7.50	\$30.00
United States:	US\$9.00	US\$36.00
Other Countries:	US\$10.50	US\$42.00

91-204

Postcensal estimates of families, Canada, provinces and territories. Annual. First issue 1947. Bilingual.


ISSN 0840-9188.

DDC 306.85/0971.

Annual estimates of the number of census families for Canada, the provinces and territories are presented in this publication. The family estimates are distributed by type (husband-wife, lone-parent), size, age of parents and age of children. This publication also contains highlights of current demographic trends relating to census families and a brief description of the methods used to generate the estimates.

	Per Issue
Canada:	\$17.00
United States:	US\$20.00
Other Countries:	US\$24.00

91-209E



Report on the demographic situation in Canada. Annual. First issue 1983. E. and F.

ISSN 0715-9293.

DDC 304.6/0971.

Report on major demographic developments in Canada in recent years. Highlights relate to population changes: births; deaths; nuptiality and divorce; life expectancy; infant mortality; leading causes of death; married and single mothers; international migration; interprovincial migration; changes in the concentrations and relative proportion of francophones and anglophones. Includes data analysis, glossary, and bibliography.

	Per Issue
Canada:	\$16.00
United States:	US\$19.00
Other Countries:	US\$22.00

CENSUS AND INTERCENSAL STUDIES

91-210

Postcensal annual estimates of population by marital status, age, sex and components of growth for Canada, provinces and territories. Annual. First issue 1982/1983. Bilingual.

ISSN 0827-9624

DDC 304.6/0971.

This publication contains annual estimates of population providing a reliable profile of the current Canadian population by age, sex and marital status. Statistics by age and sex are also provided for the following components of demographic change: births, deaths, immigration, emigration and interprovincial migration. This publication also contains highlights of current demographic trends and a brief description of the methods used to generate the estimates.

Per Issue

Canada: \$29.00

United States: US\$35.00

Other Countries: US\$41.00

91-211

Postcensal annual estimates of population for census divisions and census metropolitan areas (regression method). Annual. First issue 1982/1983. Bilingual.

ISSN 0824-9571.

DDC 304.6/0971.

The annual estimates of population presented in this publication for the census divisions and census metropolitan areas in Canada are produced by the regression-nested method. It also contains highlights of current demographic trends and a brief description of the methods used to generate the estimates.

Per Issue

Canada: \$17.00

United States: US\$20.00

Other Countries: US\$24.00

91-212

Postcensal annual estimates of population for census divisions and census metropolitan areas (component method). Annual. First issue 1982. Bilingual.

ISSN 0825-1320.

DDC 304.6/0971.

This publication presents annual estimates of population produced by the component method for the census divisions and census metropolitan areas in Canada. Statistics for the following components are also included: births, deaths, immigration, emigration, interprovincial migration and intraprovincial migration. This publication includes highlights of current demographic trends and a brief description of the methods used to generate the estimates.

Per Issue

Canada: \$22.00

United States: US\$26.00

Other Countries: US\$31.00

91-518

Intercensal annual estimates of population by sex and age for Canada, provinces and territories 1981-1986 / Statistics Canada, Demography Division, Population Estimates Section. 62 p. 28 cm. 1988. Bilingual.

ISBN 0-660-53417-7.

DDC 304.6/0971.

Contains intercensal annual population estimates by sex and single years of age, for Canada, provinces and territories as of June 1, for the years 1981 to 1986. These intercensal estimates are revisions of the postcensal estimates already published in Catalogue no. 91-210. Details on the data highlights, definitions and bibliography are also included.

Per Issue

Canada: \$33.00

United States: US\$34.00

Other Countries: US\$34.00

91-519

Intercensal annual estimates of population by marital status, age and sex for Canada, provinces and territories, 1981-1986 / Statistics Canada, Demography Division, Population Estimates Section. 107 p. 28 cm. 1988. Bilingual.

ISBN 0-660-53416-9.

DDC 304.6/0971.

The publication presents the intercensal estimates of the population, by sex and marital status, by single years of age from age 15 to age 44 and by quinquennial age groups from 45 years to 90 years and over, for Canada, provinces and territories as of June 1, for the years 1981 to 1986. It also includes data highlights, definitions and a bibliography.

Per Issue

Canada: \$41.00

United States: US\$42.00

Other Countries: US\$42.00

91-520

Population projections for Canada, provinces and territories, 1989-2011 / prepared by J. Perreault. 192 p. 28 cm. 1990. Bilingual.

ISBN 0-660-54850-X.

DDC 304.6/2/0971.

The projections use 1989 population estimates as their base. The report takes into account emerging demographic trends, most notably trends in international

CENSUS AND INTERCENSAL STUDIES

and internal migration, and contain a range of projections by age and sex.

Per Issue

<i>Canada:</i>	<i>\$40.00</i>
<i>United States:</i>	<i>US\$48.00</i>
<i>Other Countries:</i>	<i>US\$48.00</i>

91-521

Intercensal annual estimates of population for census divisions and census metropolitan areas, 1981-1986 / Statistics Canada, Demography Division, Population Estimates Section. 97 p. 28 cm. 1989. Bilingual.

ISBN 0-660-53418-5.

DDC 304.6/0971.

This report presents the annual intercensal estimates of population for census divisions and census metropolitan areas according to the 1981 geographic boundaries. Also included are the components of annual population change during the same period. The publication provides highlights, definitions of the terminology used, methods and data sources and a description of the quality of the population estimates. It also presents detailed statistical tables containing the population estimates and the components.

Per Issue

<i>Canada:</i>	<i>\$35.00</i>
<i>United States:</i>	<i>US\$42.00</i>
<i>Other Countries:</i>	<i>US\$42.00</i>

91-522

Projections of households and families for Canada, provinces and territories, 1989-2011 / prepared by D. Larrivée. 75 p. 28 cm. 1990. Bilingual.

ISBN 0-660-54224-2.

DDC 306.85/0971.

The projections take into account recent and emerging trends in the growth and structure of households and families. They include three alternative series, along with such breakdowns as family and non-family households, lone-parent families and the sex and age distribution of household maintainers.

Per Issue

<i>Canada:</i>	<i>\$30.00</i>
<i>United States:</i>	<i>US\$36.00</i>
<i>Other Countries:</i>	<i>US\$36.00</i>

91-524E

Fertility in Canada : from baby-boom to baby-bust / A. Romaniuc. 156 p. 23 cm. 1984. E. and F.

ISBN 0-660-11330-9.

DDC 304.6/32/0971.

The report presents a synthesis of the knowledge of current fertility in Canada. It analyzes the levels and

trends in fertility, the emerging reproductive patterns, birth control, factors in the current fertility decline, future course, and an international perspective. It includes data analysis and notes.

Per Issue

<i>Canada:</i>	<i>\$12.00</i>
<i>United States:</i>	<i>US\$14.00</i>
<i>Other Countries:</i>	<i>US\$14.00</i>

91-527E

Income of immigrants in Canada : a census data analysis / R. Beaujot, K.G. Basavarajappa, R.B.P. Verma. 98 p. 23 cm. 1988. E. and F.

ISBN 0-660-12742-3.

DDC 339.2/2/0971.

Using census data, this study contains a very detailed analysis of the income of Canadians not born in Canada. Taken into consideration in the analysis are the duration of residence, occupation, level of education, country of origin, etc., in order to explain income differences between immigrants and the Canadian-born population, who are used as a comparison group. This 120-page document contains numerous tables and two-colour graphs.

Per Issue

<i>Canada:</i>	<i>\$20.00</i>
<i>United States:</i>	<i>US\$21.00</i>
<i>Other Countries:</i>	<i>US\$21.00</i>

91-528E

Population estimation methods, Canada / Statistics Canada, Demography Division. 117 p. 23 cm. 1987. E. and F.

ISBN 0-660-12028-3.

DDC 304.6/0971.

This publication provides under one cover, a detailed description of the methods employed by Statistics Canada to estimate the population of Canada, the provinces, territories, census divisions and census metropolitan areas. Throughout the eight chapters the following questions are addressed: How are the estimates produced? What are the data and their sources? and; How reliable are the estimates?

Per Issue

<i>Canada:</i>	<i>\$25.00</i>
<i>United States:</i>	<i>US\$26.50</i>
<i>Other Countries:</i>	<i>US\$26.50</i>

91-529

Intercensal estimates of families, Canada and provinces, 1981-1986 / Statistics Canada, Demography Division, Population Estimates Section. 81 p. 28 cm. 1988. Bilingual.

ISBN 0-660-53438-X.

CENSUS AND INTERCENSAL STUDIES

DDC 306.8/5/0971

With highlights, charts, and notes on methodology, this new publication provides the total number of census families for Canada and the provinces as of June 1, 1981 to 1986. It also includes the breakdown of the census family total by type (husband-wife and lone-parent) and size of family, by sex and age of parents, and age of children.

Per Issue

Canada:	\$36.00
United States:	US\$37.00
Other Countries:	US\$37.00

91-530E

Migration between the United States and Canada.

87 p. 28 cm. 1990. E and F.

ISBN 0-660-13729-1.

DDC 304.8/71/073.

This publication presents a cross-sectional description of the characteristics of Americans living in Canada in 1981 and of Canadians living in the United States in 1980. Using 1980 United States and 1981 Canadian census data, this unique study describes and assesses characteristics in five different areas: demographic, social, labour force status, employment (occupation and industry) and income. The joint report exemplifies the long and sustained cooperation between the United States Bureau of the Census and Statistics Canada in the pursuit of research issues of mutual concern.

Per Issue

Canada:	\$15.00
United States:	US\$18.00
Other Countries:	US\$21.00

91-535E

New trends in the family : demographic facts and figures / Bali Ram. 96 p. 23 cm. 1990. E. and F.

ISBN 0-660-13460-8.

Incorrect ISSN (0-660-12957-4) printed in the publication.

DDC 306.8/0971.

Using data from various censuses, from vital statistics and from surveys, the publication presents an analysis of emerging family patterns in Canada, dealing with a range of topics including marriage, divorce, childlessness, non-marital fertility, women's employment, child care, non-family living, lone-parent families and common-law unions.

Per Issue

Canada:	\$25.00
United States:	US\$30.00
Other Countries:	US\$30.00

91-536E

Caribbean immigrants : a demo-economic analysis /

Anthony H. Richmond. 85 p. 23 cm. 1989. E. and F.

ISBN 0-660-12957-4.

DDC 305.8/969729/071.

Including immigrants from Guyana and Bermuda, the Caribbean population enumerated in the 1981 Census numbered 211,205, of whom the largest groups were the Jamaicans (78,000) and the Haitians (27,000). They were a diverse population in terms of ethnicity, reflecting British, French, Afro-Caribbean and Asian ancestry. The publication compares the characteristics of this population with respect to age, sex, education and ethnic origin; with that of the Canadian population, and other immigrants, and measures their economic success.

Per Issue

Canada:	\$25.00
United States:	US\$30.00
Other Countries:	US\$30.00

1986 CENSUS

Contents	Page
Population	
92 <i>Population and Dwellings Counts</i>	128
92 <i>Place Name Reference Lists</i>	130
Population and Dwelling Characteristics	
93 <i>The Nation Series</i>	130
93 <i>Dimensions Series</i>	134
94/95 <i>Profile Series</i>	135
Census of Agriculture	
96 <i>Census of Agriculture</i>	143
Analytical Products	
98 <i>Metropolitan Atlas Series</i>	144
98 <i>Focus on Canada Series</i>	145
General and Geographic Reference	
99 <i>Reference Products (General)</i>	148
99 <i>User's Guides to 1986 Census Data</i>	149
99 <i>Geographic Reference Products</i>	150
99 <i>Enumeration Area Reference Lists</i>	151

For more information concerning the 1986 Census of Canada publications consult catalogue no. 99-103E **Products and services**.

POPULATION

This series of publications provides final, unrounded population and dwelling counts (1) in a national context (for example, counts for census divisions and census subdivisions across the country are grouped together into a single publication) and (2) in a provincial context (for example, counts for most standard levels of census geography - census division (CD), census subdivision (CSD), census consolidated subdivision (CCS), census metropolitan area (CMA), census agglomeration (CA), primary census metropolitan area (PCMA), primary census agglomeration (PCA), urban and rural - in a province are grouped together in a series of tables in one publication for each province).

POPULATION AND DWELLING COUNTS

Population and Dwelling Counts publications provide population counts for all areas designated as standard census geographic areas in Canada. Measures of change since 1981 are often listed and provide useful comparative data for the reader.

92-101

Census divisions and subdivisions. 270 p. 28 cm. 1987. Bilingual.
ISBN 0-660-53450-9.
DDC 304.6/0971.

This publication presents 1986 population counts for 266 census divisions (CDs) and 6009 census subdivisions

(CSDs) for each province and territory. Population counts are ranked both provincially and nationally. For example, a given CSD in Newfoundland is ranked according to population as it compares to other CSDs in Newfoundland, and to all other CSDs across Canada. Data are listed alphabetically for CDs in Table 1 and alphabetically, and by decreasing population order for CSDs in tables 2 and 3, respectively.

	Per Issue
Canada:	\$43.00
United States:	US\$53.00
Other Countries:	US\$53.00

92-102

Federal electoral districts. 99 p. 28 cm. 1987. Bilingual.
ISBN 0-660-53451-7.
DDC 304.6/0971.

The two tables in this publication contain data on population counts for Canada's 282 federal electoral districts (FEDs). Table 1 provides population counts of FEDs for 1981 and 1986, and lists percentage changes between the two. The number of occupied private dwellings in each FED in 1986 are also included. Table 2 lists 1986 population counts for both FEDs and census subdivisions within these FEDs. A map showing FED boundaries is also included as a useful addition to this publication.

	Per Issue
Canada:	\$22.00
United States:	US\$23.00
Other Countries:	US\$23.00

92-103

Federal electoral districts and census enumeration areas. 559 p. 28 cm. 1987. Bilingual.
ISBN 0-660-53452-5.
DDC 304.6/0971.

The final 1986 population counts for census enumeration areas (EAs) and the number of occupied private dwellings within these areas are featured in this publication. EA population counts and occupied dwelling counts are grouped by federal electoral districts (FEDs) with one table designated for each FED. A map showing FEDs is also provided with this release.

	Per Issue
Canada:	\$80.00
United States:	US\$93.00
Other Countries:	US\$93.00

1986 CENSUS

92-104

Census metropolitan areas and census agglomerations. 78 p. 28 cm. 1987. Bilingual.
ISBN 0-660-53453-3.
DDC 304.6/0971.

Data covered in this publication include 1981 and 1986 Census of Canada population counts for census metropolitan areas (CMAs), census agglomerations (CAs), primary census metropolitan areas (PCMAS) and primary census agglomerations (PCAs), for Canada. For a more detailed overview, population counts for component census subdivisions of CMAs, CAs, PCMAS and PCAs are also shown. CMAs and CAs are ranked nationally and provincially with percentage population changes also provided.

Per Issue

Canada: \$24.00
United States: US\$25.00
Other Countries: US\$25.00

92-105

Unincorporated places. 388 p. 28 cm. 1988. Bilingual.
ISBN 0-660-53454-1.
DDC 304.6/0971.

This publication presents users with 1986 Census of Canada population counts for all unincorporated places (UPs) in Canada. A single table contained in this release lists all census UPs in alphabetical order, provides 1986 population counts and indicates the province, census division and census subdivision in which each UP is located. Additional data for UPs are found in the "Place Name Reference Lists" (Cat. nos. 92-121 to 92-123).

Per Issue

Canada: \$57.00
United States: US\$67.00
Other Countries: US\$67.00

92-109 to 92-120

Population and dwelling counts, provinces and territories. 12 v. 28 cm. 1987. Bilingual.
DDC 304.6/0971.

These 12 publications provide final population counts from the 1986 Census of Canada for census divisions (CDs), census subdivisions (CSDs), census consolidated subdivisions (CCSs), census metropolitan areas (CMAs), census agglomerations (CAs) and rural and urban areas, for each of the 10 provinces and two territories in Canada. In addition to the 1986 population counts, each publication contains 14 detailed tables that feature a wide range of data. These include 1981 and 1986 population counts with percentage changes between the two, number of occupied private dwellings, land area,

population density, and national and provincial population rankings.

92-109 Newfoundland. 135 p.
ISBN 0-660-53455-X.

Per Issue

Canada: \$27.00
United States: US\$28.50
Other Countries: US\$28.50

92-110 Prince Edward Island. 108 p.
ISBN 0-660-53456-8.

Per Issue

Canada: \$21.00
United States: US\$22.00
Other Countries: US\$22.00

92-111 Nova Scotia. 108 p.
ISBN 0-660-53457-6.

Per Issue

Canada: \$21.00
United States: US\$22.00
Other Countries: US\$22.00

92-112 New Brunswick. 126 p.
ISBN 0-660-53458-4.

Per Issue

Canada: \$25.00
United States: US\$26.00
Other Countries: US\$26.00

92-113 Québec. 232 p.
ISBN 0-660-53459-2.

Per Issue

Canada: \$61.00
United States: US\$71.00
Other Countries: US\$71.00

92-114 Ontario. 238 p.
ISBN 0-660-53460-6.

Per Issue

Canada: \$46.00
United States: US\$56.00
Other Countries: US\$56.00

92-115 Manitoba. 128 p.
ISBN 0-660-53461-4.

Per Issue

Canada: \$25.00
United States: US\$26.00
Other Countries: US\$26.00

92-116 Saskatchewan. 196 p.
ISBN 0-660-53462-2.

Per Issue

Canada: \$39.00
United States: US\$40.50
Other Countries: US\$40.50

1986 CENSUS

92-117 Alberta. 138 p.
ISBN 0-660-53463-0.

Per Issue

Canada: \$29.00
United States: US\$30.50
Other Countries: US\$30.50

92-118 British Columbia. 180 p.
ISBN 0-660-53464-9.

Per Issue

Canada: \$36.00
United States: US\$37.50
Other Countries: US\$37.50

92-119 Yukon. 92 p.
ISBN 0-660-53465-7.

Per Issue

Canada: \$18.00
United States: US\$19.00
Other Countries: US\$19.00

92-120 Northwest Territories. 90 p.
ISBN 0-660-53466-5.

Per Issue

Canada: \$20.00
United States: US\$21.00
Other Countries: US\$21.00

PLACE NAME REFERENCE LISTS

92-121 to 92-123

Place name reference lists. 3 v. 28 cm. 1988.
Bilingual.
DDC 317.1.

Place Name Reference Lists contains three regional publications that feature 1986 Census of Canada population counts for the entire country. In addition, these publications also identify Standard Geographical Classification (SGC) codes and various geographical information such as latitude and longitude. Each of the three releases contains two tables for each province and territory. Table 1 lists all place names (ie. census subdivisions and unincorporated places) in alphabetical order, while Table 2 lists all places in SGC code order.

92-121 Atlantic provinces. 268 p.
ISBN 0-660-53467-3.

Per Issue

Canada: \$37.00
United States: US\$38.50
Other Countries: US\$38.50

92-122 Québec and Ontario. 285 p.
ISBN 0-660-53468-1.

Per Issue

Canada: \$40.00
United States: US\$41.50
Other Countries: US\$41.50

92-123 Western provinces and the Territories. 258 p.
ISBN 0-660-53469-X.

Per Issue

Canada: \$34.00
United States: US\$35.50
Other Countries: US\$35.50

POPULATION AND DWELLING CHARACTERISTICS

The Population and Dwelling Characteristics publications present a wide range of census data by variable, selected topics and standard geographic areas.

THE NATION SERIES

These 19 publications are designed to illustrate the scope and depth of information collected by the 1986 Census. This is achieved by presenting considerable detail for selected variables as well as cross-tabulating variables to show the analytical potential of the data. Unless otherwise indicated, data are provided for Canada, the provinces and the territories.

93-101

Age, sex and marital status. 132 p. 28 cm. 1987.
Bilingual.
ISBN 0-660-53470-3.
DDC 304.6/1/0971.

This publication provides some of the most fundamental demographic information collected during the 1986 Census of Canada. Variables include age, sex and marital status with data presented for 1921 up until 1986. In addition to presenting this historical overview, the five tables that make-up this publication also feature 1981-1986 data comparisons and detailed cross-classifications for 1986.

Per Issue

Canada: \$28.00
United States: US\$29.50
Other Countries: US\$29.50

93-102

Language, part 1. 193 p. 28 cm. 1987. Bilingual.
ISBN 0-660-53471-1.
DDC 305.7/0971.

The four tables that make-up this publication present mother tongue data from the 1986 Census of Canada. Detailed break-downs of languages reported in 1986, age distributions of populations who reported selected languages, and a comparison between 1981-1986 data for selected languages are the focus of this release. All data in this publication are cross-classified by sex.

1986 CENSUS

	<i>Per Issue</i>
<i>Canada:</i>	\$43.00
<i>United States:</i>	US\$53.00
<i>Other Countries:</i>	US\$53.00

93-103

Language, part 2. 365 p. 28 cm. 1989. Bilingual.
ISBN 0-660-53625-0.
DDC 305.7/0971.

This publication presents 1986 Census data on home language and official language distributions. Distributions are cross-classified by age group, sex, mother tongue and mobility status. More specifically, the 10 tables contained in this publication include detailed information on the language most often spoken at home, place of residence and language characteristics of the population, and ability to carry on a conversation in English and French -- Canada's two official languages. Census data from 1981 are also included in this release and thus provide an opportunity for comparative analyses.

	<i>Per Issue</i>
<i>Canada:</i>	\$54.00
<i>United States:</i>	US\$64.00
<i>Other Countries:</i>	US\$64.00

93-104

Dwellings and households, part 1. 103 p. 28 cm. 1987. Bilingual.
ISBN 0-660-53472-X.
DDC 304.6/0971.

This publication presents final 1986 Census data on dwellings and private households. The 10 tables that make-up this publication feature statistics on a variety of dwelling characteristics, type and size of private household, as well as age and sex of the household maintainer, and whether or not the household maintainer rents or owns. Historical data from the 1961, 1966, 1971, 1976 and 1981 Censuses also appear in this release.

	<i>Per Issue</i>
<i>Canada:</i>	\$33.00
<i>United States:</i>	US\$34.50
<i>Other Countries:</i>	US\$34.50

93-105

Dwellings and households, part 2. 241 p. 28 cm. 1989. Bilingual.
ISBN 0-660-53626-9.
DDC 363.5/0971.

This publication features 15 tables that provide final 1986 Census data on private households and dwellings. Statistics have been collected on a 20% sample basis and are classified according to a variety of variables. These include tenure, structural type, number of persons in a household, type of household, age and sex of

household maintainer, costs of maintaining a shelter and 1985 household incomes.

	<i>Per Issue</i>
<i>Canada:</i>	\$45.00
<i>United States:</i>	US\$55.00
<i>Other Countries:</i>	US\$55.00

93-106

Families, part 1. 132 p. 28 cm. 1987. Bilingual.
ISBN 0-660-53473-8.
DDC 306.8/5/0971.

Statistics on census families, persons in families, and non-family persons are the focus of this publication. These subject matter are explored in relation to age group, sex, marital status, family structure and living arrangements. In addition to 1986 Census data, census counts from 1971, 1976 and 1981 are also included and thus provide an opportunity for comparative analyses.

	<i>Per Issue</i>
<i>Canada:</i>	\$28.00
<i>United States:</i>	US\$29.50
<i>Other Countries:</i>	US\$29.50

93-107

Families, part 2. 378 p. 28 cm. 1989. Bilingual.
ISBN 0-660-53627-7.
DDC 306.8/5/0971.

This publication presents 1986 Census data collected from one in five households. The 19 tables that make-up this publication feature statistics for various classifications of census families as well as non-family persons living in private households. Data are presented in terms of a variety of socio-economic characteristics such as level of schooling, labour force activity and average family income. Although the majority of tables include data for Canada, the provinces and the territories, some tables present 1986 data for Canada only.

	<i>Per Issue</i>
<i>Canada:</i>	\$43.00
<i>United States:</i>	US\$53.00
<i>Other Countries:</i>	US\$53.00

93-108

Mobility status and interprovincial migration. 310 p. 28 cm. 1989. Bilingual.
ISBN 0-660-53628-5.
DDC 304.8/20971.

This publication presents 1986 Census data on the mobility status of Canadian residents. The 11 tables featured in this release contain current and historical data that focus on the movement of Canadians both interprovincially and by the components of interprovincial migration (ie. in- out- and net migration). Data are presented with respect to demographic, educational and

1986 CENSUS

employment characteristics, and are cross-classified by sex.

Per Issue

<i>Canada:</i>	\$41.00
<i>United States:</i>	US\$43.00
<i>Other Countries:</i>	US\$43.00

93-109

Ethnicity, immigration and citizenship. 442 p. 28 cm. 1989. Bilingual.

ISBN 0-660-53629-3.

DDC 305.8/0971.

This publication is divided into two parts. Part 1 (tables 1 to 4) focuses on distributions of population by ethnic origin, and Part 2 (tables 5 to 8) presents population distributions by period of immigration and citizenship. In addition, immigrant and non-immigrant populations are highlighted by place of birth: Table 8 presents place of birth data for both 1981 and 1986 immigrant populations. All data reported in this release are cross-classified by sex.

Per Issue

<i>Canada:</i>	\$59.00
<i>United States:</i>	US\$69.00
<i>Other Countries:</i>	US\$69.00

93-110

Schooling and major field of study. 721 p. 28 cm. 1989. Bilingual.

ISBN 0-660-53630-7.

DDC 370./0971.

This publication provides the reader with a comprehensive look at schooling statistics for the country. The 10 tables that appear in this publication contain both 1986 Census data and historical data dating back to 1951, for persons 15 years of age and over. The report is detailed and focuses on level of schooling, major field of study and highest degree, certificate or diploma attained. Economic performance and how it relates to higher educational achievement is also examined.

Per Issue

<i>Canada:</i>	\$60.00
<i>United States:</i>	US\$70.00
<i>Other Countries:</i>	US\$70.00

93-111

Labour force activity. 357 p. 28 cm. 1989. Bilingual.

ISBN 0-660-53631-5.

DDC 331.11/0971.

This publication presents 1986 Census data collected from one in five households in Canada. The four tables found in this release contain data on labour force activity for the population 15 years of age and over. Tables 1

and 2 present historical data from 1971 to 1986 and from 1981 to 1986, respectively; the data found in Table 2 are for the female population only. Tables 3 and 4 present 1986 labour force activity as it relates to selected demographic and education variables.

Per Issue

<i>Canada:</i>	\$46.00
<i>United States:</i>	US\$56.00
<i>Other Countries:</i>	US\$56.00

93-112

Occupation. 499 p. 28 cm. 1989. Bilingual.

ISBN 0-660-53632-3.

DDC 331.7/0971.

This publication features two tables that provide a detailed overview of labour force activity across Canada. Occupation data are presented in relation to a number of variables. These include sex, age group and class of worker, that is, whether a person is a paid worker, a self-employed unincorporated individual or an unpaid family worker. In addition, labour force activity for both employed and unemployed males and females, and number of weeks worked in 1985 are also tabulated.

Per Issue

<i>Canada:</i>	\$77.00
<i>United States:</i>	US\$90.00
<i>Other Countries:</i>	US\$90.00

93-113

Industry. 383 p. 28 cm. 1989. Bilingual.

ISBN 0-660-53633-1.

DDC 331.7/0971.

The two tables that make-up this publication present 1986 Census of Canada data on industry. Industry names are listed according to 1980 Standard Industrial Classifications and are classified by age group, sex and class of worker. Industry is also explored in terms of labour force activity, that is the total number of males and females employed or unemployed in the labour force since January 1, 1985, and the number of weeks worked in 1985. All data are collected for persons 15 years of age and over.

Per Issue

<i>Canada:</i>	\$58.00
<i>United States:</i>	US\$68.00
<i>Other Countries:</i>	US\$68.00

93-114

Total income, individuals. 206 p. 28 cm. 1989. Bilingual.

ISBN 0-660-53634-X.

DDC 339.2/2/097102.

This publication highlights income size distributions for the population 15 years of age and over. Table 1

1986 CENSUS

presents statistics for 1980 and 1985, and provides users with an opportunity to compare incomes in terms of constant (1985) dollars. The remaining nine tables examine 1985 individual income size distributions by sex, sources of income, major source of income, marital status, age group, major field of study, ethnic origin and a number of other variables.

	<i>Per Issue</i>
Canada:	\$30.00
United States:	US\$32.00
Other Countries:	US\$32.00

93-115

Employment income : individuals. 219 p. 28 cm. 1989. Bilingual.
ISBN 0-660-53635-8.
DDC 331.2/971.

This publication consists of 11 tables that together present a comprehensive overview of employment income size distributions. Data have been collected for persons 15 years and over with emphasis on such variables as sex, age, highest level of schooling, major field of study, mother tongue, official language, class of worker and number of weeks worked in 1985. In addition to 1986 Census data, 1981 Census data are also presented with one table featuring a comparative look at 1980 and 1985 employment incomes.

	<i>Per Issue</i>
Canada:	\$31.00
United States:	US\$33.00
Other Countries:	US\$33.00

93-116

Employment income by occupation. 299 p. 28 cm. 1989. Bilingual.
ISBN 0-660-53636-6.
DDC 331.7/00971.

The three tables that make-up this publication present 1986 Census data on average employment income and average wages and salaries. All statistics are collected for persons 15 years of age and over, and are presented according to detailed occupational listings as well as other selected variables. These include sex, age groups, highest level of schooling and work activity in 1985. Census data from 1981 are also highlighted.

	<i>Per Issue</i>
Canada:	\$42.00
United States:	US\$52.00
Other Countries:	US\$52.00

93-117

Family income : census families. 284 p. 28 cm. 1989. Bilingual.
ISBN 0-660-53637-4.
DDC 339.2/2/0971.

This publication presents a detailed picture of 1985 income size distributions for census families and non-family persons across Canada. These 1986 Census data are explored in terms of family structure, sources of income, number and combination of employment income recipients, work activity, age, level of schooling and period of immigration. Two of the 15 tables contained in this release also feature income size distributions from the 1981 Census, in constant (1985) dollars.

	<i>Per Issue</i>
Canada:	\$36.00
United States:	US\$38.00
Other Countries:	US\$38.00

93-118

Family income : economic families. 220 p. 28 cm. 1990. Bilingual.
ISBN 0-660-53638-2.
DDC 339.2/2/0971.

The focus of this publication is on 1985 income distributions for economic families and unattached individuals, 15 years of age and over in private households. These 1986 Census data are presented in relation to family structure, age, sex, source of income, family size, number of children, education, ethnic origin, and incidence of low income. Two out of the 11 tables contained in this release also explore distributions of economic families and unattached individuals by the size of difference between their 1985 income and the applicable low income cut-off; the cut-off calculations are instrumental in identifying lowest income groups. In addition, 1980 and 1985 family income tabulations for Canada are presented together and provide an opportunity for comparative analysis.

	<i>Per Issue</i>
Canada:	\$29.00
United States:	US\$31.00
Other Countries:	US\$31.00

93-119

Household income : private households. 177 p. 28 cm. 1989. Bilingual.
ISBN 0-660-53639-0.
DDC 339.2/2/0971.

This 1986 Census publication gives users a detailed look at 1985 income size distributions for private households across Canada. The 10 tables that make-up this release explore this data with reference to a number of variables. These include household type, tenure, number of persons, number and presence of children and selected characteristics for the household maintainer. One table also presents comparable household income distributions for 1980 and 1985.

1986 CENSUS

	<i>Per Issue</i>
<i>Canada:</i>	\$28.00
<i>United States:</i>	US\$30.00
<i>Other Countries:</i>	US\$30.00

DIMENSIONS SERIES

Over the years census publication users have expressed considerable interest in particular subject matter. The "Dimensions" series features information on these subject matter, which include profiles on selected populations including ethnic groups and immigrant populations; detailed break-downs and cross-tabulations on occupational trends, industrial trends and language transfer and retention; and an in-depth look at census metropolitan areas. The seven publications contained in this series present data for Canada alone, as well as for Canada, the provinces and the territories.

93-151

Occupational trends, 1961-1986. 302 p. 28 cm. 1988. Bilingual.

ISBN 0-660-53640-4.

DDC 331.7/00971.

This publication provides a historical perspective on occupational trends for the labour force 15 years of age and over for Canada, the provinces and the territories. In Table 1, occupational data are divided according to major groups and sex, whereas in Table 2, data are classified by detailed occupation and sex. It is important to note that labour force and occupation data have been adjusted as much as possible to permit accurate comparisons between 1961, 1971, 1981 and 1986 Censuses.

	<i>Per Issue</i>
<i>Canada:</i>	\$36.00
<i>United States:</i>	US\$38.00
<i>Other Countries:</i>	US\$38.00

93-152

Industry trends, 1951-1986. 163 p. 28 cm. 1988. Bilingual.

ISBN 0-660-53641-2.

DDC 331.12/0971.

This publication offers a broad overview of industry trends for both sexes 15 years of age and over who make-up the "experienced labour force". Table 1 presents a less detailed break-down of industry listings with census data from 1951 to 1986, whereas Table 2 features "detailed industry" listings with census data from 1971, 1981 and 1986 only. All data are based on, or adjusted for the 1970 Standard Industrial Classification and are reported for Canada, the provinces and where applicable, the territories.

	<i>Per Issue</i>
<i>Canada:</i>	\$29.00
<i>United States:</i>	US\$31.00
<i>Other Countries:</i>	US\$31.00

93-153

Language retention and transfer. 637 p. 28 cm. 1989. Bilingual.

ISBN 0-660-53642-0.

DDC 305.7/0971.

For some the language most often spoken at home differs from the language first learned in childhood (mother tongue). Taken together, these are referred to as language transfers or language shifts and are a major factor in determining the mother tongue of the next generation. This publication presents 1981 and 1986 Census data on language transfer and retention, based on mother tongue by sex and age, and relative to a number of other variables. These variables include home language, ability to speak Canada's two official languages, and ethnic origin. The data featured in this release are presented in four tables, for Canada, the provinces, the territories as well as for selected census metropolitan areas.

	<i>Per Issue</i>
<i>Canada:</i>	\$84.00
<i>United States:</i>	US\$97.00
<i>Other Countries:</i>	US\$97.00

93-154

Profile of ethnic groups. 383 p. 28 cm. 1989. Bilingual.

ISBN 0-660-53643-9.

DDC 305.8/0971.

This publication features three detailed tables profiling 60 selected ethnic groups and 16 major ethnic categories; the composition of the major categories is displayed in Appendix 2. In order to present a comprehensive overview of Canada's diverse ethnic communities, a number of variables including a variety of demographic, social and economic characteristics are explored in this release. 1986 Census data are reported for Canada only, but extensive single, multiple and total responses combine to give users an insightful look into the subject matter.

	<i>Per Issue</i>
<i>Canada:</i>	\$49.00
<i>United States:</i>	US\$59.00
<i>Other Countries:</i>	US\$59.00

93-155

Profile of the immigrant population. 309 p. 28 cm. 1989. Bilingual.

ISBN 0-660-53644-7.

DDC 305.8/0971.

1986 CENSUS

According to 1986 Census data, the majority of people immigrate to Canada as young adults. In fact, almost one-half arrive between the ages of 20 to 39. This is just one aspect highlighted in this 13 table publication that features a detailed profile of immigrant and non-immigrant populations for Canada, the provinces and the territories. This release also explores immigrant populations by immigration period and sex, and non-immigrant populations by sex alone, relative to a number of demographic, social and economic characteristics.

	<i>Per Issue</i>
<i>Canada:</i>	\$39.00
<i>United States:</i>	US\$41.00
<i>Other Countries:</i>	US\$41.00

93-156

Census metropolitan areas. 625 p. 28 cm. 1989. Bilingual.

ISBN 0-660-53645-5.

DDC 307.7/64/0971.

This publication presents census data exclusively for census metropolitan areas (CMAs). The 22 tables that make-up this publication are divided into 2 parts with 1981 and 1986 Census data presented for Canada and the provinces. Part 1 presents tabulations based on 100% data that cover demographic and family characteristics as well as mother tongue. Part 2 contains data collected on a 20% sample that focus on variables relating to dwelling and household, culture, education, mobility, economics and income. In order to facilitate comparisons between 1981 and 1986 data, 1981 CMA boundaries have been adjusted to 1986 boundary delineations.

	<i>Per Issue</i>
<i>Canada:</i>	\$65.00
<i>United States:</i>	US\$78.00
<i>Other Countries:</i>	US\$78.00

93-157

Canadians and their occupations, a profile. 440 p. 28 cm. 1989. Bilingual.

ISBN 0-660-53646-3.

DDC 331.7/0971.

In a single table, this publication profiles 200 occupations by demographic, socio-cultural and economic characteristics. Occupations appear alphabetically in a list preceding the actual table to help users gain quick access to data relating to a specific occupation. All data are reported from the 1986 Census for both males and females, for Canada only.

	<i>Per Issue</i>
<i>Canada:</i>	\$49.00
<i>United States:</i>	US\$59.00
<i>Other Countries:</i>	US\$59.00

PROFILE SERIES

The profile series provides a wide range of information derived from the 1986 Census of Population for a variety of standard geographic areas. This series is divided into two parts. Part 1 presents statistics collected for all households, 100 % data, that focus on basic demography, housing and families, and for the first time show the living arrangements of non-family persons 65 years and over. Part 2 on the other hand, features tabulations for one in five households, a 20% sample, that present a detailed picture of each designated geographic area. Data are explored in terms of social, cultural, labour and 1985 income data, with additional information on housing. As seen in this series, "Major Field of Study" has been introduced as a variable for the first time in the 1986 Census, and home language, ethnic origin, mother tongue, place of birth and industry have been highlighted in greater detail. In order to provide more relevant data, a feature called incidence reporting has also been introduced in this series. Incidence reporting lists those categories with the highest counts within selected variables. For example, for census divisions and census subdivisions, mother tongue includes the five non-official languages with the highest count for each province and territory. Users of this series will not only be able to examine data for the provinces, territories and subprovincial geographic levels, but can review statistics for all of Canada. In addition, the alphabetical place name index found at the beginning of each publication will make locating data for a specific geographic area a simpler task.

Census Divisions and Subdivisions/Provinces

94-101 to 94-124

Population and dwelling characteristics, census divisions and subdivisions. 23 v. 28 cm. 1987. Bilingual.

DDC 304.6/0971.

These publications present a statistical profile on census divisions and census subdivisions located in each province. Parts 1 and 2 are presented in separate publications and feature 1986 Census tabulations based on 100% data and 20% sample data, respectively.

94-101 Newfoundland, part 1. 264 p.
ISBN 0-660-53474-6.

	<i>Per Issue</i>
<i>Canada:</i>	\$41.00
<i>United States:</i>	US\$42.50
<i>Other Countries:</i>	US\$42.50

1986 CENSUS

94-102 Newfoundland, part 2. 427 p.
ISBN 0-660-53647-1.

Per Issue

Canada: \$60.00
United States: US\$70.00
Other Countries: US\$70.00

94-103 Prince Edward Island, part 1. 127 p.
ISBN 0-660-53475-4.

Per Issue

Canada: \$26.00
United States: US\$27.00
Other Countries: US\$27.00

94-104 Prince Edward Island, part 2. 182 p.
ISBN 0-660-53648-X.

Per Issue

Canada: \$37.00
United States: US\$39.00
Other Countries: US\$39.00

94-105 Nova Scotia, part 1. 133 p.
ISBN 0-660-53476-2.

Per Issue

Canada: \$26.00
United States: US\$27.00
Other Countries: US\$27.00

94-106 Nova Scotia, part 2. 192 p.
ISBN 0-660-53649-8.

Per Issue

Canada: \$37.00
United States: US\$39.00
Other Countries: US\$39.00

94-107 New Brunswick, part 1. 196 p.
ISBN 0-660-53477-0.

Per Issue

Canada: \$35.00
United States: US\$36.50
Other Countries: US\$36.50

94-108 New Brunswick, part 2. 332 p.
ISBN 0-660-53575-0.

Per Issue

Canada: \$50.00
United States: US\$60.00
Other Countries: US\$60.00

94-109 Québec, part 1. 916 p.
ISBN 0-660-53478-9.

Per Issue

Canada: \$110.00
United States: US\$126.00
Other Countries: US\$126.00

94-110 Québec, part 2. 1561 p.
ISBN 0-660-53576-9.

Per Issue

Canada: \$170.00
United States: US\$198.00
Other Countries: US\$198.00

94-111 Ontario, part 1. 330 p.
ISBN 0-660-53479-7.

Per Issue

Canada: \$73.00
United States: US\$86.00
Other Countries: US\$86.00

94-112 Ontario, part 2. 924 p.
ISBN 0-660-53577-7.

Per Issue

Canada: \$110.00
United States: US\$126.00
Other Countries: US\$126.00

94-113 Manitoba, part 1. 218 p.
ISBN 0-660-53480-0.

Per Issue

Canada: \$35.00
United States: US\$36.50
Other Countries: US\$36.50

94-114 Manitoba, part 2. 346 p.
ISBN 0-660-53578-5.

Per Issue

Canada: \$50.00
United States: US\$60.00
Other Countries: US\$60.00

94-115 Saskatchewan, part 1. 735 p.
ISBN 0-660-53481-9.

Per Issue

Canada: \$68.00
United States: US\$81.00
Other Countries: US\$81.00

94-116 Saskatchewan, part 2. 882 p.
ISBN 0-660-53579-3.

Per Issue

Canada: \$110.00
United States: US\$126.00
Other Countries: US\$126.00

94-117 Alberta, part 1. 314 p.
ISBN 0-660-53482-7.

Per Issue

Canada: \$42.00
United States: US\$52.00
Other Countries: US\$52.00

1986 CENSUS

94-118 Alberta, part 2. 456 p.
ISBN 0-660-53580-7.

Per Issue

Canada: \$60.00
United States: US\$70.00
Other Countries: US\$70.00

94-119 British Columbia, part 1. 410 p.
ISBN 0-660-53483-5.

Per Issue

Canada: \$51.00
United States: US\$61.00
Other Countries: US\$61.00

94-120 British Columbia, part 2. 687 p.
ISBN 0-660-53581-5.

Per Issue

Canada: \$85.00
United States: US\$98.00
Other Countries: US\$98.00

94-121 Yukon, part 1. 82 p.
ISBN 0-660-53484-3.

Per Issue

Canada: \$21.00
United States: US\$22.00
Other Countries: US\$22.00

94-122 Yukon, part 2. 112 p.
ISBN 0-660-53582-3.

Per Issue

Canada: \$27.00
United States: US\$29.00
Other Countries: US\$29.00

94-123 Northwest Territories, part 1. 103 p.
ISBN 0-660-53485-1.

Per Issue

Canada: \$23.00
United States: US\$24.00
Other Countries: US\$24.00

94-124 Northwest Territories, part 2. 144 p.
ISBN 0-660-53583-1.

Per Issue

Canada: \$30.00
United States: US\$31.00
Other Countries: US\$31.00

Federal electoral districts

94-125 to 94-126

Federal electoral districts. 2 v. 28 cm. 1987-1988.
Bilingual.
DDC 304.6/0971.

Federal electoral districts (FEDs) refer to any territorial unit entitled to return a member to serve in the House of Commons. The two publications featured here explore Canada's 282 FEDs as defined by the 1976 Representation Order. Information presented, is collected on a 100% basis in Part 1 and on a 20% sample basis in Part 2.

94-125 Part 1. 226 p.
ISBN 0-660-53486-X.

Per Issue

Canada: \$33.00
United States: US\$34.50
Other Countries: US\$34.50

94-126 Part 2. 420 p.
ISBN 0-660-53584-X.

Per Issue

Canada: \$55.00
United States: US\$65.00
Other Countries: US\$65.00

Census metropolitan areas

94-127 to 94-128

Census metropolitan areas and census agglomerations. 2 v. 28 cm. 1987-1988. Bilingual.
DDC 304.6/0971.

A census metropolitan area (CMA) is defined in its most basic form as a main labour market area, and a census agglomeration (CA) as a smaller labour market area, of an urban core of at least 100,000 and 10,000, respectively. CMAs and CAs are the subject of these two publications. Part 1 profiles CMAs and CAs based on 100% data, whereas Part 2 looks at CMAs and CAs based on a 20% sample. It is useful to note that component census subdivisions of CMAs and CAs are shown in "Census Tracts" publications.

94-127 Part 1. 181 p.
ISBN 0-660-53487-8.

Per Issue

Canada: \$27.00
United States: US\$28.00
Other Countries: US\$28.00

94-128 Part 2. 345 p.
ISBN 0-660-53585-8.

Per Issue

Canada: \$39.00
United States: US\$41.00
Other Countries: US\$41.00

1986 CENSUS

Urban and rural areas

94-129

Urban and rural areas, Canada, provinces and territories, part 1. 196 p. 28 cm. 1988. Bilingual.

ISBN 0-660-53488-6.

DDC 304.6/0971.

These two publications present 1986 Census data on Canada's urban and rural populations. Subject matter are explored in terms of a variety of socio-economic characteristics and are presented for Canada, the provinces and the territories. This geographic break-down allows comparisons of data so that differences can be more easily identified and studied. All data have been collected on a 100% basis in Part 1 and a 20% sample basis in Part 2.

Per Issue

Canada:	\$33.00
United States:	US\$34.50
Other Countries:	US\$34.50

Federal electoral districts

94-133 to 94-134

Federal electoral districts : 1987 representation order. 2 v. 28 cm. 1988. Bilingual.

DDC 304.6/0971.

The two publications presented here feature 1986 Census data for Canada's 295 federal electoral districts (FEDs). These profile data are for FEDs defined according to the 1987 Representation Order and are collected on a 100% basis and a 20% sample basis. It should be noted that the 1987 Representation Order differs substantially from the 1976 Representation Order.

94-133 Part 1. 216 p.
ISBN 0-660-54028-2.

Per Issue

Canada:	\$38.00
United States:	US\$40.00
Other Countries:	US\$40.00

94-134 Part 2. 445 p.
ISBN 0-660-54029-0.

Per Issue

Canada:	\$58.00
United States:	US\$68.00
Other Countries:	US\$68.00

Census tracts

95-101 to 95-174

Census tracts. 74 v. 28 cm. 1988. Bilingual.

DDC 304.6/0971.

These publications present statistical profiles of census tracts (CTs) and component census subdivisions (CSDs). Data are presented for 37 urban centres included in the 1986 Census tract program, and are collected for all households in Part 1 and for one in five households in Part 2. A reference map showing all CTs and component CSDs is also included in each publication.

95-101 Brantford: part 1. 73 p.
ISBN 0-660-53489-4.

Per Issue

Canada:	\$19.00
United States:	US\$20.00
Other Countries:	US\$20.00

95-102 Brantford: part 2. 115 p.
ISBN 0-660-53588-2.

Per Issue

Canada:	\$24.00
United States:	US\$25.00
Other Countries:	US\$25.00

95-103 Calgary: part 1. 115 p.
ISBN 0-660-53490-8.

Per Issue

Canada:	\$24.00
United States:	US\$25.00
Other Countries:	US\$25.00

95-104 Calgary: part 2. 202 p.
ISBN 0-660-53589-0.

Per Issue

Canada:	\$32.00
United States:	US\$34.00
Other Countries:	US\$34.00

95-105 Chicoutimi-Jonquière: part 1. 79 p.
ISBN 0-660-53491-6.

Per Issue

Canada:	\$20.00
United States:	US\$21.00
Other Countries:	US\$21.00

95-106 Chicoutimi-Jonquière: part 2. 131 p.
ISBN 0-660-53590-4.

Per Issue

Canada:	\$25.00
United States:	US\$26.00
Other Countries:	US\$26.00

95-107 Edmonton: part 1. 161 p.
ISBN 0-660-53492-4.

Per Issue

Canada:	\$26.00
United States:	US\$27.00
Other Countries:	US\$27.00

1986 CENSUS

95-108 Edmonton: part 2. 297 p.
ISBN 0-660-53591-2.

Per Issue

Canada: \$37.00
United States: US\$39.00
Other Countries: US\$39.00

95-109 Guelph: part 1. 84 p.
ISBN 0-660-53493-2.

Per Issue

Canada: \$19.00
United States: US\$20.00
Other Countries: US\$20.00

95-110 Guelph: part 2. 114 p.
ISBN 0-660-53592-0.

Per Issue

Canada: \$24.00
United States: US\$25.00
Other Countries: US\$25.00

95-111 Halifax: part 1. 116 p.
ISBN 0-660-53494-0.

Per Issue

Canada: \$22.00
United States: US\$23.00
Other Countries: US\$23.00

95-112 Halifax: part 2. 180 p.
ISBN 0-660-53593-9.

Per Issue

Canada: \$29.00
United States: US\$31.00
Other Countries: US\$31.00

95-113 Hamilton: part 1. 150 p.
ISBN 0-660-53495-9.

Per Issue

Canada: \$26.00
United States: US\$27.00
Other Countries: US\$27.00

95-114 Hamilton: part 2. 241 p.
ISBN 0-660-53594-7.

Per Issue

Canada: \$37.00
United States: US\$39.00
Other Countries: US\$39.00

95-115 Kamloops: part 1. 84 p.
ISBN 0-660-53496-7.

Per Issue

Canada: \$19.00
United States: US\$20.00
Other Countries: US\$20.00

95-116 Kamloops: part 2. 114 p.
ISBN 0-660-53595-5.

Per Issue

Canada: \$24.00
United States: US\$25.00
Other Countries: US\$25.00

95-117 Kelowna: part 1. 94 p.
ISBN 0-660-53497-5.

Per Issue

Canada: \$20.00
United States: US\$21.00
Other Countries: US\$21.00

95-118 Kelowna: part 2. 121 p.
ISBN 0-660-53596-3.

Per Issue

Canada: \$25.00
United States: US\$26.00
Other Countries: US\$26.00

95-119 Kingston: part 1. 75 p.
ISBN 0-660-53498-3.

Per Issue

Canada: \$20.00
United States: US\$21.00
Other Countries: US\$21.00

95-120 Kingston: part 2. 121 p.
ISBN 0-660-53597-1.

Per Issue

Canada: \$25.00
United States: US\$26.00
Other Countries: US\$26.00

95-121 Kitchener: part 1. 98 p.
ISBN 0-660-53499-1.

Per Issue

Canada: \$22.00
United States: US\$23.00
Other Countries: US\$23.00

95-122 Kitchener: part 2. 177 p.
ISBN 0-660-53598-X.

Per Issue

Canada: \$29.00
United States: US\$31.00
Other Countries: US\$31.00

95-123 Lethbridge: part 1. 84 p.
ISBN 0-660-53500-9.

Per Issue

Canada: \$20.00
United States: US\$21.00
Other Countries: US\$21.00

1986 CENSUS

95-124 Lethbridge: part 2. 130 p.
ISBN 0-660-53599-8.

Per Issue

Canada: \$25.00
United States: US\$26.00
Other Countries: US\$26.00

95-125 London: part 1. 109 p.
ISBN 0-660-53501-7.

Per Issue

Canada: \$22.00
United States: US\$23.00
Other Countries: US\$23.00

95-126 London: part 2. 200 p.
ISBN 0-660-53600-5.

Per Issue

Canada: \$29.00
United States: US\$31.00
Other Countries: US\$31.00

95-127 Moncton: part 1. 74 p.
ISBN 0-660-53502-5.

Per Issue

Canada: \$20.00
United States: US\$21.00
Other Countries: US\$21.00

95-128 Moncton: part 2. 138 p.
ISBN 0-660-53601-3.

Per Issue

Canada: \$25.00
United States: US\$26.00
Other Countries: US\$26.00

95-129 Montréal: part 1. 453 p.
ISBN 0-660-53503-3.

Per Issue

Canada: \$52.00
United States: US\$62.00
Other Countries: US\$62.00

95-130 Montréal: part 2. 783 p.
ISBN 0-660-53602-1.

Per Issue

Canada: \$85.00
United States: US\$98.00
Other Countries: US\$98.00

95-131 North Bay: part 1. 69 p.
ISBN 0-660-53504-1.

Per Issue

Canada: \$20.00
United States: US\$21.00
Other Countries: US\$21.00

95-132 North Bay: part 2. 110 p.
ISBN 0-660-53603-X.

Per Issue

Canada: \$25.00
United States: US\$26.00
Other Countries: US\$26.00

95-133 Oshawa: part 1. 96 p.
ISBN 0-660-53505-X.

Per Issue

Canada: \$20.00
United States: US\$21.00
Other Countries: US\$21.00

95-134 Oshawa: part 2. 146 p.
ISBN 0-660-53604-8.

Per Issue

Canada: \$25.00
United States: US\$26.00
Other Countries: US\$26.00

95-135 Ottawa-Hull: part 1. 171 p.
ISBN 0-660-53506-8.

Per Issue

Canada: \$27.00
United States: US\$28.50
Other Countries: US\$28.50

95-136 Ottawa-Hull: part 2. 282 p.
ISBN 0-660-53605-6.

Per Issue

Canada: \$39.00
United States: US\$41.00
Other Countries: US\$41.00

95-137 Peterborough: part 1. 84 p.
ISBN 0-660-53507-6.

Per Issue

Canada: \$20.00
United States: US\$21.00
Other Countries: US\$21.00

95-138 Peterborough: part 2. 130 p.
ISBN 0-660-53606-4.

Per Issue

Canada: \$25.00
United States: US\$26.00
Other Countries: US\$26.00

95-139 Prince George: part 1. 85 p.
ISBN 0-660-53508-4.

Per Issue

Canada: \$20.00
United States: US\$21.00
Other Countries: US\$21.00

1986 CENSUS

95-140 Prince George: part 2. 114 p.
ISBN 0-660-53607-2.

Per Issue

Canada: \$25.00
United States: US\$26.00
Other Countries: US\$26.00

95-141 Québec: part 1. 142 p.
ISBN 0-660-53509-2.

Per Issue

Canada: \$25.00
United States: US\$26.00
Other Countries: US\$26.00

95-142 Québec: part 2. 273 p.
ISBN 0-660-53608-0.

Per Issue

Canada: \$35.00
United States: US\$37.00
Other Countries: US\$37.00

95-143 Regina: part 1. 110 p.
ISBN 0-660-53510-6.

Per Issue

Canada: \$21.00
United States: US\$22.00
Other Countries: US\$22.00

95-144 Regina: part 2. 160 p.
ISBN 0-660-53609-9.

Per Issue

Canada: \$27.00
United States: US\$28.00
Other Countries: US\$28.00

95-145 Saint John: part 1. 85 p.
ISBN 0-660-53511-4.

Per Issue

Canada: \$20.00
United States: US\$21.00
Other Countries: US\$21.00

95-146 Saint John: part 2. 139 p.
ISBN 0-660-53610-2.

Per Issue

Canada: \$25.00
United States: US\$26.00
Other Countries: US\$26.00

95-147 St. Catharines-Niagara: part 1.
128 p. ISBN 0-660-53512-2.

Per Issue

Canada: \$23.00
United States: US\$24.00
Other Countries: US\$24.00

95-148 St. Catharines-Niagara: part 2.
175 p. ISBN 0-660-53611-0.

Per Issue

Canada: \$30.00
United States: US\$32.00
Other Countries: US\$32.00

95-149 St. John's: part 1. 85 p.
ISBN 0-660-53513-0.

Per Issue

Canada: \$20.00
United States: US\$21.00
Other Countries: US\$21.00

95-150 St. John's: part 2. 140 p.
ISBN 0-660-53612-9.

Per Issue

Canada: \$25.00
United States: US\$26.00
Other Countries: US\$26.00

95-151 Sarnia: part 1. 90 p.
ISBN 0-660-53514-9.

Per Issue

Canada: \$20.00
United States: US\$21.00
Other Countries: US\$21.00

95-152 Sarnia: part 2. 140 p.
ISBN 0-660-53613-7.

Per Issue

Canada: \$25.00
United States: US\$26.00
Other Countries: US\$26.00

95-153 Saskatoon: part 1. 76 p.
ISBN 0-660-53515-7.

Per Issue

Canada: \$20.00
United States: US\$21.00
Other Countries: US\$21.00

95-154 Saskatoon: part 2. 160 p.
ISBN 0-660-53614-5.

Per Issue

Canada: \$25.00
United States: US\$26.00
Other Countries: US\$26.00

95-155 Sault Ste. Marie: part 1.
84 p. ISBN 0-660-53516-5.

Per Issue

Canada: \$20.00
United States: US\$21.00
Other Countries: US\$21.00

1986 CENSUS

95-156 Sault Ste. Marie: part 2. 130 p. ISBN 0-660-53615-3.

Per Issue

Canada: \$25.00
United States: US\$26.00
Other Countries: US\$26.00

95-157 Sherbrooke: part 1. 81 p. ISBN 0-660-53717-3.

Per Issue

Canada: \$20.00
United States: US\$21.00
Other Countries: US\$21.00

95-158 Sherbrooke: part 2. 150 p. ISBN 0-660-53616-1.

Per Issue

Canada: \$25.00
United States: US\$26.00
Other Countries: US\$26.00

95-159 Sudbury: part 1. 96 p. ISBN 0-660-53518-1.

Per Issue

Canada: \$20.00
United States: US\$21.00
Other Countries: US\$21.00

95-160 Sudbury: part 2. 135 p. ISBN 0-660-53617-X.

Per Issue

Canada: \$25.00
United States: US\$26.00
Other Countries: US\$26.00

95-161 Thunder Bay: part 1. 90 p. ISBN 0-660-53519-X.

Per Issue

Canada: \$20.00
United States: US\$21.00
Other Countries: US\$21.00

95-162 Thunder Bay: part 2. 123 p. ISBN 0-660-53618-8.

Per Issue

Canada: \$25.00
United States: US\$26.00
Other Countries: US\$26.00

95-163 Toronto: part 1. 429 p. ISBN 0-660-53520-3.

Per Issue

Canada: \$49.00
United States: US\$59.00
Other Countries: US\$59.00

95-164 Toronto: part 2. 723 p. ISBN 0-660-53619-6.

Per Issue

Canada: \$85.00
United States: US\$98.00
Other Countries: US\$98.00

95-165 Trois-Rivières: part 1. 72 p. ISBN 0-660-53521-1.

Per Issue

Canada: \$20.00
United States: US\$21.00
Other Countries: US\$21.00

95-166 Trois-Rivières: part 2. 140 p. ISBN 0-660-53620-X.

Per Issue

Canada: \$25.00
United States: US\$26.00
Other Countries: US\$26.00

95-167 Vancouver: part 1. 202 p. ISBN 0-660-53522-X.

Per Issue

Canada: \$31.00
United States: US\$32.50
Other Countries: US\$32.50

95-168 Vancouver: part 2. 359 p. ISBN 0-660-53621-8.

Per Issue

Canada: \$43.00
United States: US\$53.00
Other Countries: US\$53.00

95-169 Victoria: part 1. 99 p. ISBN 0-660-53523-8.

Per Issue

Canada: \$21.00
United States: US\$22.00
Other Countries: US\$22.00

95-170 Victoria: part 2. 182 p. ISBN 0-660-53622-6.

Per Issue

Canada: \$27.00
United States: US\$29.00
Other Countries: US\$29.00

95-171 Windsor: part 1. 102 p. ISBN 0-660-53524-6.

Per Issue

Canada: \$21.00
United States: US\$22.00
Other Countries: US\$22.00

1986 CENSUS

95-172 Windsor: part 2. 139 p.
ISBN 0-660-53623-4.

Per Issue

Canada: \$27.00
United States: US\$28.00
Other Countries: US\$28.00

95-173 Winnipeg: part 1. 126 p.
ISBN 0-660-53525-4.

Per Issue

Canada: \$26.00
United States: US\$27.00
Other Countries: US\$27.00

95-174 Winnipeg: part 2. 240 p.
ISBN 0-660-53624-2.

Per Issue

Canada: \$37.00
United States: US\$39.00
Other Countries: US\$39.00

CENSUS OF AGRICULTURE

96-101

User's guide. 28 p. 28 cm. 1987. Bilingual.
ISBN 0-660-53551-3.
DDC 001.4/33.

The user's guide is a reference document for users of the 1986 Census of Agriculture data. It details the content, confidentiality procedures, geographic structure, variety of products, prices and ordering procedures.

Per Issue

Canada: \$3.00
United States: US\$4.00
Other Countries: US\$4.00

96-102 to 96-112

Agriculture. 11 v. 28 cm. 1987. Bilingual.
DDC 338.1/0971.

These publications present the results of the 1986 Census of Agriculture. They provide statistics on crops, livestock, farm land, labour, capital and many other variables. The introduction includes explanations of questions used and contains some indicators of the quality of the data. The tabular material is presented in four sections. The first section presents data by province. The second section consists of cross-classified data by province. The third section contains historical data by province. The fourth section contains selected data for the Yukon and Northwest Territories. A fifth section (appendices) contains a copy of the 1986 Census of Agriculture questionnaire.

96-102 Canada. 140 p. ISBN 0-660-53539-4.

Per Issue

Canada: \$50.00
United States: US\$51.50
Other Countries: US\$51.50

96-103 Newfoundland. 121 p. ISBN 0-660-53540-8.

Per Issue

Canada: \$44.00
United States: US\$45.50
Other Countries: US\$45.50

96-104 Prince Edward Island. 103 p.
ISBN 0-660-53541-6.

Per Issue

Canada: \$44.00
United States: US\$45.50
Other Countries: US\$45.50

96-105 Nova Scotia. 169 p. ISBN 0-660-53542-4.

Per Issue

Canada: \$50.00
United States: US\$51.50
Other Countries: US\$51.50

96-106 New Brunswick. 176 p. ISBN 0-660-53543-2.

Per Issue

Canada: \$50.00
United States: US\$51.50
Other Countries: US\$51.50

96-107 Québec. 512 p. ISBN 0-660-53544-0.

Per Issue

Canada: \$66.00
United States: US\$76.00
Other Countries: US\$76.00

96-108 Ontario. 347 p. ISBN 0-660-53545-9.

Per Issue

Canada: \$61.00
United States: US\$71.00
Other Countries: US\$71.00

96-109 Manitoba. 226 p. ISBN 0-660-53546-7.

Per Issue

Canada: \$55.00
United States: US\$56.50
Other Countries: US\$56.50

96-110 Saskatchewan. 240 p. ISBN 0-660-53547-5.

Per Issue

Canada: \$55.00
United States: US\$65.00
Other Countries: US\$65.00

1986 CENSUS

96-111 Alberta. 222 p. ISBN 0-660-53548-3.

Per Issue

Canada: \$55.00
United States: US\$56.50
Other Countries: US\$56.50

96-112 British Columbia. 225 p.
ISBN 0-660-53549-1.

Per Issue

Canada: \$50.00
United States: US\$60.00
Other Countries: US\$60.00

96-113

A profile of Canadian agriculture. 190 p. 28 cm.
1989. Bilingual.

ISBN 0-660-53550-5.

DDC 630/.971.

Boasting 50 maps and 28 charts, enhanced by highlights, this comprehensive publication covers a wide variety of topics including farm finance, land use, farm technology and management practices. The publication also provides past census information, spanning four decades, to give both an historic and a contemporary overview of the structure of agriculture in Canada.

Per Issue

Canada: \$50.00
United States: US\$51.00
Other Countries: US\$51.00

96-114

Socio-economic characteristics of the farm population / by M. Beyrouti, M. Dion and S. Welsh. 54 p. 28 cm. 1989. Bilingual.

ISBN 0-660-53552-1.

DDC 630/.971

This publication focuses on the socio-economic characteristics of the farm population and describes the characteristics of male and female farm operators, farm wives and families, as well as the environment of the farm population - farms and farm dwellings.

Per Issue

Canada: \$33.00
United States: US\$43.00
Other Countries: US\$43.00

ANALYTICAL PRODUCTS

METROPOLITAN ATLAS SERIES

98-101 to 98-112

Metropolitan atlas series. 12 v. 44 cm. 1989. Bilingual.

DDC 307.7/64/09710223.

This series presents maps, graphs and text detailing 1986 Census results for 12 of Canada's 25 census metropolitan areas (CMAs). Each CMA is featured in a separate publication and includes 35 maps that combine to explore demography, housing, employment and income, and family and social themes. In order to assist readers, and make this series appealing to a wide range of audiences, an introductory text precedes each theme and the text itself is written in non-technical language.

98-101 St. John's.

ISBN 0-660-54000-2.

Per Issue

Canada: \$24.00
United States: US\$25.00
Other Countries: US\$25.00

98-102 Halifax.

ISBN 0-660-54001-0.

Per Issue

Canada: \$24.00
United States: US\$25.00
Other Countries: US\$25.00

98-103 Québec.

ISBN 0-660-54002-9.

Per Issue

Canada: \$24.00
United States: US\$25.00
Other Countries: US\$25.00

98-104 Montréal.

ISBN 0-660-54003-7.

Per Issue

Canada: \$30.00
United States: US\$31.00
Other Countries: US\$31.00

98-105 Ottawa-Hull.

ISBN 0-660-54004-5.

Per Issue

Canada: \$24.00
United States: US\$25.00
Other Countries: US\$25.00

98-106 Toronto.

ISBN 0-660-54005-3.

Per Issue

Canada: \$30.00
United States: US\$31.00
Other Countries: US\$31.00

98-107 Hamilton.

ISBN 0-660-54006-1.

Per Issue

Canada: \$24.00
United States: US\$25.00
Other Countries: US\$25.00

1986 CENSUS

98-108 Winnipeg.
ISBN 0-660-54007-X.*Per Issue*

Canada: \$24.00
 United States: US\$25.00
 Other Countries: US\$25.00

98-109 Regina.
ISBN 0-660-54008-8.*Per Issue*

Canada: \$24.00
 United States: US\$25.00
 Other Countries: US\$25.00

98-110 Calgary.
ISBN 0-660-54009-6.*Per Issue*

Canada: \$24.00
 United States: US\$25.00
 Other Countries: US\$25.00

98-111 Edmonton.
ISBN 0-660-54010-X.*Per Issue*

Canada: \$24.00
 United States: US\$25.00
 Other Countries: US\$25.00

98-112 Vancouver.
ISBN 0-660-54011-8.*Per Issue*

Canada: \$24.00
 United States: US\$25.00
 Other Countries: US\$25.00

FOCUS ON CANADA SERIES

The *Focus on Canada Series* consists of 16 descriptive studies featuring data from the 1986 Census and where feasible from past censuses dating back as far as 1871. The studies themselves provide overviews on a wide variety of census subjects from demography to socio-cultural and economic characteristics. The series is written in non-technical language supported by simple tables and charts which make it accessible to a broad audience.

98-120

Canada's population from ocean to ocean / by Rick Mitchell. 31 p. 26 cm. 1989. Bilingual.
 ISBN 0-660-54012-6.

Incorrect ISBN (0-660-54012-) printed in the publication.
 DDC 304.6/0971.

This publication presents data on where Canadians live and patterns of population change for Canada, the provinces, the territories and other standard geographic areas. Data are derived from past censuses beginning in

1871 up until the 1986 Census. The concentration of Canadian population near the U.S. border; changes in the urban and rural composition of Canada; and changes in the population of Canada's 25 census metropolitan areas are just some of the subject matter that make this release a valuable reference source.

Per Issue

Canada: \$10.00
 United States: US\$11.00
 Other Countries: US\$11.00

98-121

Canada's seniors / by Leroy Stone and Hubert Frenken. 55 p. 26 cm. 1988. Bilingual.

ISBN 0-660-54013-4.

DDC 305.2/6/0971.

This study features 1986 Census data as well as data from earlier censuses to provide a historical perspective of Canada's elderly population. Data on average annual growth rates and the composition of the population 65 years and over for Canada, the provinces and the territories are explored in relation to marital status, age groups and sex. In addition, comparisons between the size of Canada's aging population and that of other countries are also reviewed. Taken together, the data presented in this release will provide the reader with some useful information and perhaps lay the groundwork for some detailed analyses.

Per Issue

Canada: \$10.00
 United States: US\$11.00
 Other Countries: US\$11.00

98-122

Canada's north, a profile / by Allan M. Maslove and David C. Hawkes. 40 p. 26 cm. 1990. Bilingual.

ISBN 0-660-54014-2.

DDC 304.6/09719.

This descriptive report features 1986 Census data on the demographic, economic and social conditions of aboriginal and non-aboriginal populations living in the North. More specifically, these populations are presented in terms of linguistic diversity, level of education, labour and income characteristics, housing conditions and a number of other variables. In addition, this report includes comparisons between various populations of Canada's North, as well as between the populations of Canada's northern and southern regions. For purposes of this publication, Canada's North includes the Yukon and Northwest Territories, Labrador and Northern Quebec around Ungava Bay and Hudson Bay. Some data from the 1981 Census are also presented in this release.

Per Issue

Canada: \$10.00
 United States: US\$11.00
 Other Countries: US\$11.00

1986 CENSUS

98-123

The inner city in transition / by Bali Ram, Mary Jane Norris and Karl J. Skof. 40 p. 26 cm. 1989. Bilingual.

ISBN 0-660-54015-0.

DDC 307.76/0971.

This study presents Census data from 1951 up until 1986 on inner cities located in 12 census metropolitan areas (CMAs) across Canada. Some of the topics explored include the extent of differences between inner cities and their outlying areas, similarities and differences between the inner cities themselves, and whether inner cities have undergone revitalization in recent years. These themes are examined in terms of age, sex, marital status, ethnic concentration and socio-economic characteristics and thus provide readers with an in-depth look at the fabric of the inner city.

Per Issue

Canada: \$10.00

United States: US\$11.00

Other Countries: US\$11.00

98-124

Canada's youth / by Lia Ross. 39 p. 26 cm. 1989. Bilingual.

ISBN 0-660-54016-9

DDC 305.2/35/0971.

This study presents a profile on "young Canadians" between the ages of 15 to 24, as defined by the 1986 Census. Data from both the 1981 and 1986 Censuses are often shown together in this study and focus on Canada's youth in terms of demographic structure, living arrangements, education, work activity and income. In addition, wherever possible, data are presented for two subgroups and for the entire youth population, for Canada, the provinces and the territories. The subgroups consist of "teens", aged 15 to 19 and "young adults", aged 20 to 24. They are categorized in this way in order to portray a more accurate picture of one of Canada's most valuable resources---our children.

Per Issue

Canada: \$10.00

United States: US\$11.00

Other Countries: US\$11.00

98-125

Women in the labour force / by M. Patricia Connelly and Martha MacDonald. 34 p. 26 cm. 1990. Bilingual.

ISBN 0-660-54017-7.

DDC 331.4/0971.

This publication provides a descriptive analysis of women's labour force participation for women who are employed, unemployed and for women who have never been in the labour force. Women are explored in terms of industry, occupation, age, average employment income, marital status, presence of children and

education. A number of tables contained in this study also provide comparative analysis between women and men across many of the same variables. In this study, Census data from 1986, data from earlier censuses between 1971 and 1986, and data from related surveys are presented mainly for Canada with only a brief examination of regional variations.

Per Issue

Canada: \$10.00

United States: US\$11.00

Other Countries: US\$11.00

98-126

A profile of the disabled. by Adele Furrie and John Coombs. 42 p. 25 cm. 1990. Bilingual.

ISBN 0-660-54018-5.

DDC 305.9/0816/0971.

The 1986 Census identified the disabled population for the first time. Based on this, further data were collected through a post-census sample survey to present this profile of the disabled in Canada.

Note:For print-handicapped Canadians, an audio cassette can be ordered by contacting: Janet Pantalone, Post-censal Surveys Program, (613) 951-2050.

Per Issue

Canada: \$10.00

United States: US\$11.00

Other Countries: US\$11.00

98-127

Families in Canada / by Thomas K. Burch. 45 p. 26 cm. 1990. Bilingual.

ISBN 0-660-54019-3.

DDC 306.85/0971.

This publication focuses on recent demographic trends and the effects these trends have had in creating a diversity of families in Canada. These subject matter are explored in terms of living arrangements, family and household structure, presence and age of children, and labour force participation. In addition, regional and cultural differences in marriage, divorce and cohabitation are also presented. The majority of data featured in this study are gathered from the 1981 and 1986 Censuses with some additional information drawn from the "1985 General Social Survey".

Per Issue

Canada: \$10.00

United States: US\$11.00

Other Countries: US\$11.00

98-128

Family income / by A. Rashid. 45 p. 26 cm. 1989. Bilingual.

ISBN 0-660-54020-7.

1986 CENSUS

DDC 306.8/5/0971.

This study presents data on changes in family income between 1980 and 1985 for Canada, the provinces and the territories. Some data from the 1971 Census are also included to broaden the historical perspective for readers. The text, tables and charts contained in this release examine data for both census families and non-family persons in relation to a number of factors. These include age, sex, family structure, living arrangements and number and combination of income earners. Incidence of low income, regional differences in family income, and percentage distribution of families by selected variables within income deciles are also featured in this study.

Per Issue

Canada:	\$10.00
United States:	US\$11.00
Other Countries:	US\$11.00

98-129

Employment income / by Morley Gunderson. 29 p. 26 cm. 1989. Bilingual.
ISBN 0-660-54021-5.
DDC 331.2/971.

This study presents 1985 employment income for Canada as reported during the 1986 Census. Tabulations for the provinces and territories are briefly presented and only one table features comparisons of employment income for 1970, 1980 and 1985. All data are collected for persons 15 years of age and over and are presented in terms of age, sex, marital status, education, hours and weeks worked, and occupation. The gap between male and female employment earnings is also examined in this informative study.

Per Issue

Canada:	\$10.00
United States:	US\$11.00
Other Countries:	US\$11.00

98-130

Affordability of housing in Canada / by Pierre Filion and Trudi E. Bunting. 39 p. 26 cm. 1990. Bilingual.
ISBN 0-660-54022-3.
DDC 338.4/33635/0971.

This study features 1986 Census data on how much Canadians spend on housing in relation to their income. In particular, problems of affordability and the causes of these problems are examined for both tenants and home-owners, for Canada, the provinces and selected census metropolitan areas. (Problems of affordability are defined as the allocation of 30% or more of a household's income to housing expenses.) The subject matter presented in this report are explored in terms of housing prices, average gross rent, dwelling type, tenure, age of household maintainer, household income and geographic location. In order to provide a more historic

overview, two charts also feature 1976 to 1981 data on dwelling starts and mortgage rates for all of Canada.

Per Issue

Canada:	\$10.00
United States:	US\$11.00
Other Countries:	US\$11.00

98-131

Canada, a linguistic profile / by Robert Bourbeau. 197 p. 26 cm. 1989. Bilingual.
ISBN 0-660-54023-1.
DDC 409/.71.

This study takes a close look at Canada's linguistic diversity by presenting statistical data from 1941, 1971, and from 1981 up until 1986, for Canada, the provinces, the territories, three major census metropolitan areas and/or other designated geographic areas. In order to best explore this theme, three principal variables have been employed. These include mother tongue or the first language learned in childhood; the language most often spoken at home; and the ability to speak Canada's two official languages, English and French. In turn, these variables have been used to measure the size and distribution of language groups across the country and to study the evolution of language minorities and bilingualism.

Per Issue

Canada:	\$10.00
United States:	US\$11.00
Other Countries:	US\$11.00

98-132

Ethnic diversity in Canada / by Pamela M. White. 48 p. 26 cm. 1990. Bilingual.
ISBN 0-660-54024-X.
DDC 305/.8/00971.

This study reviews the changing ethnic profile of Canada's population based on data collected from the 1986 Census, as well as from selected earlier censuses dating back as far as 1901. These data were collected on a 100% basis and a 20% sample basis for Canada, the provinces and the territories. Census data for Canada's immigrant and non-immigrant populations are presented in terms of a number of variables. These include age group, sex, period of immigration, mother tongue, place of birth and ethnic origin. The concepts of cultural mosaic and melting pot are also examined in this study in relation to Canada's ethnic profile.

Per Issue

Canada:	\$10.00
United States:	US\$11.00
Other Countries:	US\$11.00

1986 CENSUS

98-133

Canada's farm population / by Monique Beyrouth and Marcelle Dion. 31 p. 26 cm. 1990. Bilingual.

ISBN 0-660-54025-8.

DDC 305.5/55/0971.

Canada's farm population has declined steadily over the past 55 years from 3,223,422 persons in 1931 to 890,490 persons in 1986. This fact is just one of many featured in this release that not only presents a brief historical overview of changes in Canada's farm population but includes a detailed look at demographic, social and economic differences between farm and non-farm populations as reported during the 1986 Census. These populations are compared across a number of variables such as education, labour force participation, occupation, income and family size, and are presented for Canada, the provinces and the territories.

Per Issue

Canada:	\$10.00
United States:	US\$11.00
Other Countries:	US\$11.00

98-134

Educational attainment of Canadians / by G.A. Mori and B. Burke. 50 p. 26 cm. 1989. Bilingual.

ISBN 0-660-54026-6.

DDC 370/971.

This 1986 study explores how much education Canadians have currently attained and how these levels have changed over the past 25 years. Census data from 1961 to 1986 are reported for Canada, the provinces and the territories, and focus on a number of facets of education. These include regional variations in schooling, immigrant and non-immigrant educational attainment, gender differences across selected major fields of study, and how higher levels of education as well as chosen field of study are economic indicators of how a person performs in the labour market and how much income that person can earn. Some data presented in this release are also considered in relation to age and sex.

Per Issue

Canada:	\$10.00
United States:	US\$11.00
Other Countries:	US\$11.00

98-135

Trends in occupation and industry / by Irving Silver. 37 p. 26 cm. 1989. Bilingual.

ISBN 0-660-54027-4.

DDC 331.7/00971.

This study presents readers with 1986 Census data on current patterns of employment by industry and occupation, as well as by age and sex. In addition, data from the 1971 and 1981 Censuses are presented in

order to review changes in those patterns and gain insight into how different variables influence particular trends. Data contained in this study are reported mainly for Canada, with statistics for three census metropolitan areas (CMAs) covered only to a limited extent.

Per Issue

Canada:	\$10.00
United States:	US\$11.00
Other Countries:	US\$11.00

GENERAL AND GEOGRAPHIC REFERENCE

General and Geographic Reference products are meant to increase the accessibility and usefulness of publications, custom products and other services.

REFERENCE PRODUCTS (GENERAL)

These publications help data users to better understand census concepts, products and services.

99-101E

Dictionary. 216 p. 28 cm. 1987. E. and F.

ISBN 0-660-12250-2.

DDC 001.4/33.

The 1986 Census "Dictionary" is just one of several reference products developed to help users understand and correctly interpret statistics. More specifically, this publication features alphabetical listings and definitions of detailed census variables for the four major universes: population, families, households and dwellings. Possible responses for each one of these variables are also listed. In addition, standard geographic areas are defined, availability of data from earlier censuses stated, and notes on the historical comparability of certain data or concepts, reviewed. Finally, an easy to use index adds to the appeal of this already valuable reference product.

Per Issue

Canada:	\$35.00
United States:	US\$36.50
Other Countries:	US\$36.50

99-102E

Products and services. Preliminary ed. 136 p. 28 cm. 1987. E. and F.

ISBN 0-660-12251-0.

DDC 016.3171.

This preliminary edition of *Products and Services* focuses on products and services available from the 100% data base, and only provides an overview of anticipated products and services available from the 20% sample data base. The publication itself is divided into four sections listed as publications, other data products, geographic products and geocartographic products. Within these sections, users will find details on the

1986 CENSUS

products or services offered. In addition, ordering information, a detailed index and three appendices that include samples of a "profile" as well as various maps are also included in this release.

Per Issue

Canada: \$10.00
United States: US\$11.00
Other Countries: US\$11.00

99-103E

Products and services. Final ed. 136 p. 28 cm. 1988. E. and F.
ISBN 0-660-12252-9.
DDC 016.3171.

Unlike the preliminary edition, this publication is divided into two parts, the census products (which include machine-readable tables) and the census services. Each part is preceded by a table of contents and sub-divided into sections according to the products and services offered. This publication provides readers with useful information including a description of each product and service along with listings of table titles where applicable; a list of publications showing catalogue numbers, prices and planned release dates; three appendices, an index and order forms; and a list of names and addresses available for obtaining further information.

Per Issue

Canada: \$15.00
United States: US\$16.50
Other Countries: US\$16.50

99-104E

Census handbook. 150 p. 28 cm. 1988. E. and F.
ISBN 0-660-12670-2.
DDC 001.4/33

The handbook is a useful source of information for both new and experienced data users. This publication presents an overview of the Census of Canada with emphasis on particular aspects. These include a brief history of census taking; a question by question outline of the 1986 Census; an explanation of how variables derived from census answers and questions have limitless potential use; an introduction to the geography of the census; and a look at the method of collection of census data as well as the quality of that data. Differences in products and services available in the 1986 Census compared with earlier censuses are also reviewed in this release.

Per Issue

Canada: \$18.00
United States: US\$20.00
Other Countries: US\$20.00

99-105E

Census metropolitan areas and census agglomerations : a 1986 and 1981 comparison. 89 p. 28 cm. 1987. E. and F.
ISBN 0-660-12508-0.
DDC 307/.2/0971.

This reference publication provides readers with a means of comparing 1981 and 1986 data for census metropolitan areas (CMAs) and census agglomerations (CAs). Altogether, four tables make-up this release, with regular CMAs and CAs presented in tables 1A and 2A, respectively, and consolidated CMAs and CAs presented in tables 1B and 2B, respectively. Consolidated CMAs and CAs are broken-down further into their constituent primary census metropolitan areas (PCMAS) and primary census agglomerations (PCAs), and the component census subdivisions of each are listed. Census subdivisions are also listed for CMAs and CAs in all four tables, according to 1981 and 1986 delineations. Finally, the six appendices found at the end of the release will give readers the opportunity to gain quick access to some useful resource material on the subject matter.

Per Issue

Canada: \$18.00
United States: US\$20.00
Other Countries: US\$20.00

99-106E

1986 census geography : a historical comparison. 51 p. 28 cm. 1988. E. and F.
ISBN 0-660-12730-X.
DDC 917.1/09173.

This reference publication combines 10 tables, three figures and concise text to assist the user in understanding standard and non-standard geographic terms. In addition to giving detailed definitions of terms, comparisons are drawn between geographic terms associated with the 1986 Census and those applied during earlier censuses beginning in 1961; the greatest emphasis is placed on the comparability of terms applied in 1981. This approach aims to ensure that comparisons of data over time are accurate.

Per Issue

Canada: \$20.00
United States: US\$21.00
Other Countries: US\$21.00

USER'S GUIDES TO 1986 CENSUS DATA

This series of guides provides additional information to that in other census publications. They describe the collection, processing and validation of 1986 Census data and will help users better understand its nature and limitations.

The series comprises 14 guides, 6 of which are now available and are described below. **Note:** See also

1986 CENSUS

99-130, 99-135.

Seven non-catalogued guides and one catalogued guide will be published before April 1991. They are:

Age, sex, marital status

Mobility

Income

Major field of study - data processing and validation

Housing and households

Ethnic origin

Place of birth

Data quality : sampling (99-136).

99-109E

User's guide to 1986 census data on occupation / Patricia Grainger, Sandra Swain, Sheila Young. 97 p. 28 cm. 1990. E. and F.

ISBN 0-660-13341-5.

DDC 331.7/00971.

The purpose of this document is to provide users of the 1986 Census occupation data with some background information on the collection, coding and production of occupation data and to alert users to the potential problems or intricacies of the data. After a brief overview of the processing cycle, an analysis of the data by major group is presented. This analysis compares the 1986 Census occupation data with that produced in 1981 and, where applicable, with other sources of data, to verify trends and identify inconsistencies.

Per Issue

Canada: \$23.00

United States: US\$24.00

Other Countries: US\$24.00

99-110E

User's guide to 1986 Census data on industry / Art Gardner. 124 p. 28 cm. 1990. E. and F.

ISBN 0-660-13342-3.

DDC 338.0971.

The purpose of this document is to provide users of the 1986 Census industry data with some background information on the quality of responses, coding and processing of the industry variables. Much of the emphasis of the report will be on potential inconsistencies between census data and other data.

Per Issue

Canada: \$23.00

United States: US\$24.00

Other Countries: US\$24.00

99-111E

User's guide to 1986 Census data on labour force activity / Nancy McLaughlin. 85 p. 28 cm. 1990. E. and F.

ISBN 0-660-13343-1.

DDC 331.11/0971.

The purpose of this document is to provide information on the most significant aspects of labour force activity data. It contains information concerning the questions asked, the definitions used, and the processing done to arrive at the final data. In addition, it contains a discussion of historical comparability of the 1986 Census labour force activity data to data from previous censuses. A section on data quality presents an analysis of census data from the perspective of comparability to Labour Force Survey data. In order to service the needs of the technical user, guidelines on data retrieval have also been included.

Per Issue

Canada: \$23.00

United States: US\$24.00

Other Countries: US\$24.00

99-113E

User's guide to 1986 census data on families / Walton O. Boxhill, Brian Hamm. 63 p. 28 cm. 1989. E. and F.

ISBN 0-660-13345-8.

DDC 306.8/5/0971.

This publication provides users with detailed information as well as guidelines to enhance their understanding of 1986 Census data on families. Discussions in this release focus on the collection of data during the 1981 and 1986 Census as well as some data previously unpublished in regular census products. In addition, concepts pertaining to the identification of families as well as terms used to describe families such as common-law partnerships, census and economic families, and aboriginal and immigrant families are also explored. Taken together, these aspects and a review of some of the questions presented in the Census of Canada provide users with a closer look at the way this type of information is collected and processed, and hence the quality of the data itself.

Per Issue

Canada: \$23.00

United States: US\$24.00

Other Countries: US\$24.00

GEOGRAPHIC REFERENCE PRODUCTS

Geographic Reference Products are made up of 13 publications developed to assist the reader in using and interpreting census data. They are intended to be reference tools rather than data sources and include maps, enumeration area reference lists and equivalent enumeration areas for 1986 and 1981.

1986 CENSUS

99-115

Maps, census divisions and subdivisions. 27 p. 30 cm. 1987. Bilingual.
ISBN 0-660-53526-2.
DDC 912/.13046/0971.

This publication features reference maps with the names, codes and boundaries of all census divisions (CDs) and census subdivisions (CSDs) in effect on January 1, 1986 in each province and territory in Canada. Names and codes of census metropolitan areas and census agglomerations (for each province and territory) are also shown. An index listing all maps, as well as a map naming CDs for all of Canada for the 1986 Census, are also included.

Per Issue

Canada:	\$35.00
United States:	US\$55.00
Other Countries:	US\$55.00

99-116

Maps, census metropolitan areas and census agglomerations. 298 p. 30 cm. 1987. Bilingual.
ISBN 0-660-53527-0.
DDC 912/.13046/0971.

This reference publication consists of two series of maps showing the limits and names of all census metropolitan areas (CMAs) as well as all census agglomerations (CAs) for which 1986 Census data were reported. Component census subdivisions (CSDs), and CMA/CA parts which include the urbanized census subdivisions core, the urbanized fringe and the rural fringe, are also shown. In addition, where applicable primary census metropolitan areas (PCMAS) and primary census agglomerations (PCAs) are identified. Finally, basic background information such as major rivers, roads, railroads and bridges etc. are shown to help users see the composition and extent of each CMA and CA.

Per Issue

Canada:	\$35.00
United States:	US\$55.00
Other Countries:	US\$55.00

ENUMERATION AREA REFERENCE LISTS

This series consists of 10 geographic reference lists for the 1986 Census of Canada. Each publication identifies the linkage between the basic and usually smallest geographic unit of census collection called the enumeration area, and various other standard geographic areas for which 1986 Census data have been tabulated. In order to ensure accurate comparisons of data over time, users should recall that census geographic areas are subject to change from one census to the next; this applies to both enumeration areas and most standard geographic areas.

99-117 to 99-120

Census divisions and subdivisions. 4 v. 28 cm. 1987. Bilingual.
DDC 304.6/0971.

The four publications listed below contain a table and four indexes for each of the ten provinces and two territories presented. The table allows the user to identify the enumeration areas in each census subdivision (CSD), with the CSDs presented in alphabetical order within each census consolidated subdivision (CCS). CCSs are presented in code order within each census division (CD) and the CDs are presented in alphabetical order within each province. In addition, the four indexes list CDs, CCSs, CSDs and urban areas to assist users in locating a specific geographic area within a table.

99-117 Atlantic provinces. 86 p.
ISBN 0-660-53528-9.

Per Issue

Canada:	\$22.00
United States:	US\$23.00
Other Countries:	US\$23.00

99-118 Québec. 149 p.
ISBN 0-660-53529-7.

Per Issue

Canada:	\$25.00
United States:	US\$26.00
Other Countries:	US\$26.00

99-119 Ontario. 92 p.
ISBN 0-660-53530-0.

Per Issue

Canada:	\$22.00
United States:	US\$23.00
Other Countries:	US\$23.00

99-120 Western provinces and the Territories.
176 p. ISBN 0-660-53531-9.

Per Issue

Canada:	\$27.00
United States:	US\$28.50
Other Countries:	US\$28.50

99-121

Census tracts. 206 p. 28 cm. 1987. Bilingual.
ISBN 0-660-53532-7.
DDC 304.6/0971.

This publication is made-up of one table that features census tracts listed in numerical order, located within 25 census metropolitan areas (CMAs) and 12 census agglomerations (CAs) in Canada. The CMAs and CAs are listed in alphabetical order and all enumeration areas, primary census metropolitan areas (PCMAS), primary census agglomerations (PCAs), census subdivisions (CSDs) and CMA/CA parts for each census tract are

1986 CENSUS

easily identified. In addition, the two indexes to the table enable users to locate all census tracts found within CSD, PCMA and PCA areas of tracted census metropolitan areas and census agglomerations.

	<i>Per Issue</i>
<i>Canada:</i>	\$32.00
<i>United States:</i>	US\$33.50
<i>Other Countries:</i>	US\$33.50

99-122 to 99-125

Provincial census tracts. 4 v. 28 cm. 1987. Bilingual.
DDC 304.6/0971.

The single table found in each of these four publications presents all provincial census tracts in numerical order within each province and territory and identifies the census enumeration area(s) within each tract itself. Each table also features the census divisions and census subdivisions in which each provincial census tract is located. Finally, an index to the table is found in each release and gives users interested in specific census subdivisions the opportunity to identify and locate the corresponding provincial census tract in the table.

99-122 Atlantic provinces. 92 p.
ISBN 0-660-53533-5.

	<i>Per Issue</i>
<i>Canada:</i>	\$23.00
<i>United States:</i>	US\$24.00
<i>Other Countries:</i>	US\$24.00

99-123 Québec. 123 p.
ISBN 0-660-53534-3.

	<i>Per Issue</i>
<i>Canada:</i>	\$26.00
<i>United States:</i>	US\$27.00
<i>Other Countries:</i>	US\$27.00

99-124 Ontario. 91 p.
ISBN 0-660-53535-1.

	<i>Per Issue</i>
<i>Canada:</i>	\$24.00
<i>United States:</i>	US\$25.00
<i>Other Countries:</i>	US\$25.00

99-125 Western provinces and the Territories. 167 p.
ISBN 0-660-53536-X.

	<i>Per Issue</i>
<i>Canada:</i>	\$31.00
<i>United States:</i>	US\$32.50
<i>Other Countries:</i>	US\$32.50

99-126

Census metropolitan areas and census agglomerations. 148 p. 28 cm. 1987. Bilingual.
ISBN 0-660-53537-8.

DDC 304.6/0971.

The two tables that make-up this publication present the 25 census metropolitan areas (CMAs) and 114 census agglomerations (CAs) delineated for Canada, and identify all the enumeration areas within them. Both tables list all CMAs and CAs alphabetically, with Table 1 identifying all component census subdivisions (CSDs), and Table 2 identifying all provincial census tracts or parts of provincial census tracts within each census agglomeration. Two indexes to this publication also prove useful by helping readers to easily identify and locate specific primary census metropolitan areas, primary census agglomerations and component census subdivisions within the tables.

	<i>Per Issue</i>
<i>Canada:</i>	\$26.00
<i>United States:</i>	US\$27.00
<i>Other Countries:</i>	US\$27.00

99-127

Equivalent enumeration areas, 1986 and 1981. 403 p.
28 cm. 1988. Bilingual.

ISBN 0-660-53538-6.

DDC 304.6/0971.

This reference publication contains five tables for each province and territory, that list the geographically equivalent enumeration areas (EAs) of the 1981 and 1986 Censuses. The first two tables identify those enumeration areas for which there is one to one correspondence between 1981 and 1986. The third table lists all geographically equivalent groups of EAs in each province and territory for the same census years, and finally the remaining two tables serve as indexes to Table 3. By accessing this publication users may find comparisons between 1981 and 1986 Census data, at the EA level, a simplified task.

	<i>Per Issue</i>
<i>Canada:</i>	\$50.00
<i>United States:</i>	US\$60.00
<i>Other Countries:</i>	US\$60.00

USER'S GUIDES TO 1986 CENSUS DATA

Note: See also 99-109, 99-111, 99-113 and general note.

99-130E

User's guide to 1986 census data on major field of study / George Mori. 140 p. 28 cm. 1989. E. and F.

ISBN 0-660-13567-1.

DDC 378.1/99/0971.

The main purpose of this user guide is to provide the user with some background information that will aid in the effective utilization, application and interpretation of the major field of study (MFS) data.

1986 CENSUS

	<i>Per Issue</i>
Canada:	\$30.00
United States:	US\$32.00
Other Countries:	US\$32.00

99-135E

User's guide to the quality of 1986 census data : coverage / Jean-René Boudreau, Marie-France Germain. 78 p. 28 cm. 1990. E. and F.

ISBN 0-660-13352-0.

DDC 304.6/0971.

In a massive undertaking such as the census, the results are never perfect. Although considerable effort has been made to maintain high standards of quality, errors inevitably occur at various stages of the collection and processing operations. This publication presents the nature and scope of any errors that the census data may contain, as well as the risks involved in basing conclusions or decisions on these data. The publication explains the different type of coverage errors and where in the census process they can occur. It also describes the various studies conducted to investigate the incidence of coverage errors in the census. The results of the various studies are also presented.

	<i>Per Issue</i>
Canada:	\$23.00
United States:	US\$24.00
Other Countries:	US\$24.00

99-136E

Users' guide to the quality of 1986 census data : sampling and weighting / Stephen Rathwell. 49 p. 28 cm. 1990. E. and F.

ISBN 0-660-13353-9.

DDC 304.6/0723.

The Census provides a wide variety of demographic, cultural and socio-economic data on the Canadian population. With the exception of basic demographic questions, however, only a 20% sample of Canadian households were asked most Census questions. The use

of sampling to collect data in this way reduces costs and lowers the overall burden on the public. However, because the questions are asked only of a sample, the resulting estimates are subject to sampling errors. This publication describes in detail the methods used to pick the sample and to derive the sampling weights that are used to produce estimates from the sample. It also presents the results of a number of studies evaluating the sampling and weighting procedures, including studies of sampling bias (both before and after weighting) and sampling variance. The publication will be of interest to all users of sample data and will assist them in determining whether estimates based on sample data are accurate enough for their intended use.

	<i>Per Issue</i>
Canada:	\$23.00
United States:	US\$24.00
Other Countries:	US\$24.00

99-137E

General review of the 1986 census. 233 p. 28 cm. 1990. E. and F.

ISBN 0-660-13331-8.

DDC 354.710081/9.

This reference publication provides insight into the wide range of activities involved in undertaking the 1986 Census of Canada. More specifically, it focuses on the planning, procedures and systems required to carry out and complete the Census. Particular attention is given to changes and improvements in the 1986 Census (relative to the 1981 Census) and to special issues that were addressed. This publication complements two other general reference publications on the 1986 Census: the *Census Dictionary* (Cat. no. 99-101E) and the *Census Handbook* (Cat. no. 99-104E). It is hoped that all three references will help users to better understand and correctly interpret 1986 Census data.

	<i>Per Issue</i>
Canada:	\$23.00
United States:	US\$24.00
Other Countries:	US\$24.00

A Preview of Products and Services from the

1991

*Census of Population
Census of Agriculture
Post-censal Surveys*

Developing the Snapshot of Canada

On June 4, 1991 Canadians across the country contributed to a statistical portrait of the nation when they completed a Census of Population or a Census of Agriculture questionnaire. Using data from these surveys as well as from the post-censal surveys conducted in the fall of 1991, Statistics Canada the national statistical agency is putting together a wide assortment of products and services to serve the information needs of Canada's decision-makers, policy analysts, researchers and other interested individuals.

1991 CENSUS PREVIEW

Table of Contents

	Page
Census of Population	157
I. REFERENCE PRODUCTS	157
General Reference Products	157
1991 Census Dictionary	158
1991 Census Catalogue	158
1991 Census Handbook	158
1991 Census Tabulation Guide	158
1991 Census General Review	158
1991 Census Technical Reports	159
Geographic Reference Products	159
Reference Maps	159
Census Divisions (CD) and Census Subdivisions (CSD)	160
Census Metropolitan Areas (CMA) and Census Agglomerations (CA)	160
Census Tracts (CT)	160
Federal Electoral Districts (FED)	160
Enumeration Areas (EA)	160
Enumeration Area (EA) Reference Lists	161
Geography Guide Book	161
1991 Census Geography: A Historical Comparison	161
Geocoding Coverage for the 1991 Census	161
GEO-INFO (Geographic Information System)	162
II. DATA PRODUCTS	162
Population and Dwelling Counts	162
The Nation Series	163
Area Profile Series	163
Dimension Series	165
Aboriginal Peoples Products	165
Basic Summary Tabulations	166
1991 Public Use Microdata Files	166
1991 Census CD-ROM	167
Census Custom Products	167
III. ANALYTICAL PRODUCTS	168
The Daily	168
Short Articles Series	168
Focus on Canada	169
Monographs	169
Metropolitan Atlas Series	169

1991 CENSUS PREVIEW

Table of Contents (cont'd)

	Page
1991 Census of Agriculture	170
I. REFERENCE PRODUCT	170
1991 Census of Agriculture Products and Services	170
II. DATA PRODUCTS	170
Agricultural Profiles	170
Agricultural Profile of Canada Part I	170
Agriculture Profile of Canada Part II	170
Agricultural Profile of (Each Province) Part I	170
Agricultural Profile of (Each Province) Part II	170
Census Overview of Canadian Agriculture: 1971-1991	171
Profile of the Canadian Farm Population	171
III. ANALYTICAL PRODUCTS	171
Trends and Highlights of Canadian Agriculture and Its People	172
The Face of Canadian Agriculture	172
Canadian Agriculture at a Glance	172
IV. CUSTOM SERVICES	172
 Post-censal Surveys	 174
1991 Health and Activity Limitation Survey (HALS)	174
The Aboriginal Peoples Survey	174
 Workshops	 175
 Client Services: Looking for Ways to Serve You Better	 175
Need to Know More?	175

The information on the products and services described in this document is the latest available at the time of printing. Information on changes to 1991 Census Products and Services can be obtained by contacting your nearest StatisticsCanada Regional Reference Centre.

1991 CENSUS PREVIEW

Census of Population

Get the Picture 1991 Census Data Products and Services

Several new features will interest clients, including:

- earlier release dates
- products that focus on trends as well as 1991 "snapshots"
- formats that are easier to use and understand
- better client support services, including workshops on how to get the most out of census data
- more emphasis on analysis.

As always, census products and services are offered with Statistics Canada's unconditional guarantee of protection for respondent confidentiality.

I. REFERENCE PRODUCTS

Reference products are divided into three main categories:

- General
- Technical Reports
- Geographic

General Reference Products

Designed to make census products and services easier to use by helping clients identify their needs and interpret the data. Included in the General Reference Products are:

1991 CENSUS PREVIEW

1991 Census Dictionary

Available 1st quarter 1992

The Dictionary provides definitions for all the concepts, variables and geographic elements of the 1991 Census, and includes information about historical comparability. The Dictionary will be produced in print. A possible electronic version is under investigation.

1991 Census Catalogue

Available 2nd quarter 1992

The Catalogue describes all products and services available from the 1991 Census and how to obtain them. It will be produced in print and possibly also in electronic form.

1991 Census Handbook

Available 3rd quarter 1992

The Handbook provides an overview of the census. It presents a brief history of Canadian censuses and describes the data collection and processing activities. It discusses each question, including a comparison with 1986 Census questions. It introduces data users to the census variables and geography, and provides an overview of products and services. Data quality, confidentiality and different applications of Census data are also discussed. It will be available in print form only.

1991 Census Tabulation Guide

Available 4th quarter 1992

The Tabulation Guide lists all tabulations planned for the 1991 Census, and describes their content including the levels of geographic detail available. The Tabulation Guide will be available in electronic form. It may be offered along with the planned electronic versions of the Census Catalogue and the Dictionary.

1991 Census General Review

Available 1st quarter 1995

The review of the 1991 Census focuses on the planning, procedures and systems required to undertake and complete the census, paying particular attention to changes introduced since the 1986 Census. It is planned for production in print form only.

1991 CENSUS PREVIEW

1991 Census Technical Reports

*Available beginning 1st quarter 1993
to 1st quarter 1994*

The 1991 Census was a large and complex undertaking. While considerable effort was taken to ensure high standards throughout all collection and processing operations, the results are subject to a certain degree of error. The technical reports examine the quality of the 1991 Census data, including demographic, social, cultural, labour force and income variables. Each document looks at:

- definitions of concepts and components of the variable
- collection and coverage
- regional and head office processing
- edit and imputation
- data evaluation
- products and services
- historical comparability.

Geographic Reference Products

The key to obtaining the census data most appropriate to your needs is to define the area you require as accurately as possible. Geographic Reference Products can help you to do just that.

Reference Maps

Reference maps identify census geographic areas and locate their boundaries, allowing users to relate census data to actual physical locations on the ground. Published reference maps are available for geographic areas that range in size from census tracts (neighbourhoods), census subdivisions (municipalities), census divisions (counties), to census agglomerations and census metropolitan areas (large urban centres), and federal electoral districts. These reference maps are also available individually on demand.

1991 CENSUS PREVIEW

The maps include:

**Census Divisions (CD) and
Census Subdivisions (CSD)**

Available 2nd quarter 1992

Reference maps of census divisions and census subdivisions in each province and territory (21 maps), plus an index map (1 map) showing the coverage of each of these reference maps. Also includes one reference map of all census divisions in Canada.

**Census Metropolitan Areas (CMA)
and Census Agglomerations (CA)**

Available 2nd quarter 1992

Reference maps of all census metropolitan areas (25 maps) and census agglomerations (123 maps), showing their component census subdivisions and CMA/CA parts (i.e. urbanized core, urban fringe, rural fringe).

Census Tracts (CT)

Available 2nd quarter 1992

Reference maps of census tracts for each census metropolitan area and for selected census agglomerations. These maps will also be included in the appropriate census tract profile data bulletins (approximately 80 maps for 39 centres).

Federal Electoral Districts (FED)

Available 3rd quarter 1991

A reference map showing the federal electoral districts in Canada. This map will also be included in the FED profile bulletins.

Enumeration Areas (EA)

Available 2nd quarter 1992

The large scale of the enumeration area (EA) reference maps requires that they be produced only on demand. With their high level of detail, they can be used as geographic frames for survey operations. The 44,000 EAs of the 1991 Census will be displayed on 3 series of maps according to location, as follows:

- Series 1: Large urban centres (G-13 series)
- Series 2: Small urban centres (G-14 and 16 series)
- Series 3: Rural areas (G-12 series)

1991 CENSUS PREVIEW

Enumeration Area (EA) Reference Lists

Available 3rd quarter 1992

This series of national and regional publications identifies the linkage between 1991 EAs and census standard geographic areas (i.e. census metropolitan areas, census subdivisions, census tracts). It also includes provincial tables listing geographically equivalent 1991 and 1986 EAs.

This print publication series assists users in accessing census data for standard geographic areas and in comparing 1991 and 1986 EA data. EAs are the building blocks for current census data and for historical comparability. In general, the print series will be in an identical format to the 1986 Series. The information will also be available in electronic form.

Geography Guide Book

Available 2nd quarter 1992

This primer on 1991 census geography includes a description of standard and non-standard geographic reporting areas as well as an overview of available products and services. For each product or service, some recommended uses and limitations will be described in simple language.

1991 Census Geography: A Historical Comparison

Available 2nd quarter 1992

This publication compares the geographic areas used in the 1986 Census and those used in the 1991 Census.

Geocoding Coverage for the 1991 Census

Available 2nd quarter 1992

This reference product helps users access data for their own personalized (non-standard) geographical areas. It includes information on historical comparability, beginning with the 1971 Census. It provides:

- 44 reference maps (one for each CMA/CA having block-face data) indicating which CSD components of the CMA/CA are included in the block-face data retrieval program, with CSD boundary outlines for all the CMA/CA components

1991 CENSUS PREVIEW

- 44 reference tables providing statistical data for each of the CMA/CA/CSD components, including the census year of CSD incorporation into the block-face program.

GEO-INFO (Geographic Information System)

Available 2nd quarter 1992

The GEO-INFO System is a micro-computer based system (IBM compatible), with a pre-programmed Geographic Enquiry Diskette and data diskettes for each province and territory.

The system uses data from the 44,000 Enumeration Areas (EAs) the smallest building blocks and lets the user access all higher levels of standard census geography. For the selected geographical area, the system provides names, codes, population, dwellings, land area (km²), linkages to other geographies and many other attributes.

II. DATA PRODUCTS

These products and services present a wide range of census data for both standard and non-standard geographic areas. Also included are definitions and concepts, data quality and coverage information and a listing of Statistics Canada publications featuring data on similar topics. Analysis is restricted to highlights only these are products for people who want to crunch their own numbers.

Publications remain the format of choice for many people in business and research but increasingly information is also needed in electronic form. Options for providing electronic versions of publication data are under investigation.

As well as offering the following publications series, Statistics Canada will produce similar data for selected sub-provincial areas, in electronic medium and print-on-demand.

Population and Dwelling Counts

Available 2nd to 4th quarter 1992

This series is designed to offer a geographic distribution of Canada's population, presented under these geographic units:

1991 CENSUS PREVIEW

- Canada, the Provinces and Territories A National Overview
- Federal Electoral Districts
- Census Divisions (counties) and Census Subdivisions (municipalities)
- Census Metropolitan Areas and Census Agglomerations (large urban centres)
- Urban Areas
- Unincorporated Places
- Place Name Reference Lists (reference lists reporting Census Subdivisions, Unincorporated Places and selected Urban Areas)

For most geographic units, the variables covered include population and dwelling counts, land area, population change and density, percentage growth or decline.

The Nation Series

*100% data available 3rd quarter 1992;
20% sample data available
4th quarter 1992 through 2nd quarter 1993*

This will be among the first series released presenting considerable detail on selected variables (for example, occupation) or alternatively cross-tabulations to illustrate the analytical potential of the data (for example, marital status by age and sex). In addition, some tables include comparisons with data from earlier censuses.

Most tables show provincial and territorial as well as national data. Selected data for census metropolitan areas are also included in most publications.

The series consists of twenty-three publications. The first four contain basic information collected from all households (100% data) on demographic, family, household and dwelling characteristics. The rest of the publications contain data from the 20% sample, covering demographic, social, cultural, labour force and income variables; others include dwellings, households and family characteristics.

Area Profile Series

*100% data available 3rd and
4th quarters 1992
20% sample data available 2nd
and 3rd quarters 1993*

This publication series gives a statistical overview, or profile, for a variety of subprovincial areas. A wide range of Census variables (characteristics) are covered showing for each area: counts, averages, distributions and percentages.

1991 CENSUS PREVIEW

The information profiled for each area is grouped under five main headings:

- population
- dwellings
- households
- family
- income

Characteristics of the population, for example, include:

- population by sex and age
- marital status
- language (such as mother tongue, home language)
- ethnic origin
- immigrant population
- mobility status
- schooling
- labour force activity

Distributions and averages will be shown separately for income of:

- males and females 15 years and over
- households
- census families

Typically, the variables are not cross-tabulated, and the percentages are limited to measures such as:

- participation and unemployment rates
- incidence of low income

Separate profiles will be published for the 100% data and the 20% sample data.

The catalogued publications proposed for the area profile series will be grouped into five sub-series:

- census divisions (counties) and subdivisions (municipalities)
- federal electoral districts
- census metropolitan areas and census agglomerations (large urban areas)
- census tracts (neighbourhoods)
- urban and rural areas

The profiles will also be available in electronic form. Two additional profiles, for **Enumeration Areas** and **Urban Forward Sortation Areas** (based on the first three digits of the postal codes), are planned only as machine-readable products.

1991 CENSUS PREVIEW

Dimension Series

*Available 3rd quarter 1993
to 1st quarter 1994*

These publications present statistical information on themes of considerable public interest. Some publications look at historical trends, such as population growth and shifts from 1971 to 1991. Other profile sub-populations such as ethnic groups or address special interest subjects, including labour force characteristics of the Canadian population in 1991.

Data presentation varies from basic summary statistics to detailed breakdowns and cross-tabulations. Geographic levels also vary as some volumes present data for Canada only, while others present data for Canada, provinces and territories. For most of the publications, geographic detail not shown in the printed product will be available in an electronic format. Each volume in the series features highlights of the important trends and findings.

Aboriginal Peoples Products

*Available 1st quarter 1993
to 4th quarter 1993*

A series of publications will focus on persons who reported during the 1991 Census that they were registered under the Indian Act of Canada or who reported at least one aboriginal origin such as North American Indian, Métis or Inuit. These publications will cover a wide range of Census variables for example, age, sex, language use, labour force status and income for each aboriginal group and for the non-aboriginal population. In the fall of 1991, consultations will be undertaken to determine exact requirements for this series, including the variables, the geographic areas and complementary products.

In addition, the post-censal "Aboriginal Peoples Survey" will be conducted shortly after the 1991 Census. (See section on Post-censal Surveys.)

1991 CENSUS PREVIEW

More and more data users want access to data in electronic formats and Statistics Canada has responded to this need with a full line of electronic data products and services.

Basic Summary Tabulations

*100% data available 3rd and
4th quarters 1992;
20% sample data available 1st and
2nd quarters 1993*

A series of approximately 50 tabulations of 1991 Census data. Each one features two or three inter-related variables and deals with a specific aspect of the Canadian population as individuals, families or households or Canadian dwellings. The topics covered include: demography, mobility, ethno-cultural characteristics, language, schooling, labour force characteristics, income, families, households and dwellings.

These tabulations are available for geographic areas extending from the country as a whole to enumeration areas, the smallest geographic unit for which Census data are available. Tables will be available in electronic form and print-on-demand.

1991 Public Use Microdata Files

*Available 4th quarter 1993
to 1st quarter 1994*

The Public Use Microdata Files on Individuals, Families and Households contain a wide selection of social, cultural and economic data on the population of Canada, the provinces and selected metropolitan areas with a population of 250,000 or more. These products provide information based on samples from the 1991 Census, ranging from one to two per cent.

Unique among Census products, these files allow users to work with non-aggregated information. As a result, they are powerful analytical and research tools.

Statistics Canada guarantees the confidentiality of the information it collects. No information is released that can in any way identify individuals.

1991 CENSUS PREVIEW

1991 Census CD-ROM

*100% data available 4th quarter 1992;
20% sample data available
3rd quarter 1993*

This is a new product for the 1991 Census a machine-readable version of the area profile data. All profile data will be merged onto a single CD-ROM, with a number of additional features to enhance the usefulness of the basic product for example, an electronic version of the Dictionary, and perhaps the Catalogue. The product will (ultimately) contain both the 100% and 20% sample data.

Census Custom Products

This service has been set up to produce data to meet the specific needs of clients. The product line consists of custom cross-tabulations, semi-custom cross-tabulations, and semi-custom profiles. Tabulations can be produced, for the most part, from both the 100% and 20% data bases for the 1971, 1976, 1981, 1986 and 1991 Censuses. The service develops products that meet clients' exact requirements in terms of content, geography, format and output medium. Cost and delivery time vary depending on the size and complexity of request and are approved by the client before development begins. The goals of the service for the 1991 Census are to reduce delivery times considerably and to decentralize some aspects of the service so as to better serve clients.

Three product types will be offered. For all three, 100% data will be available in the 3rd quarter of 1992 and 20% sample data will be available beginning in the 2nd quarter 1993.

- a. **Custom cross-tabulations** are the most flexible and specialized product type. Clients determine the content, geography, format and output medium for their data request.
- b. **Semi-custom cross-tabulations** are based on the content of the published tabulations from the 1991 Census. The content and format of the tables are fixed, but clients may choose any level of geography, along with the output medium. Turnaround times are generally faster, and prices lower, than those for fully customized tabulations.
- c. **Semi-custom profiles** provide content and format similar to the published profiles, but users chose the geography and output medium (available 3rd quarter 1993).

1991 CENSUS PREVIEW

Both semi-custom and custom products will be available in a variety of output media, including computer print-out, magnetic tape and diskette. Specialized formats required for compatibility with various computer systems can be provided in most cases.

III. ANALYTICAL PRODUCTS

The analytical products provide an interpretation of the 1991 Census data on a variety of topics or themes, and present the findings in an easy-to-read style, well-illustrated by graphs, maps and charts.

The Daily

With each major release of data from the 1991 Census data base, highlights of major trends and findings are published in Statistics Canada's official release vehicle, The Daily. This bulletin, along with its weekly counterpart Infomat, provides data users with up-to-the-minute information on the full range of data released from Canada's national statistical agency. A compilation of the highlights from The Daily will be published following the final release of data from the 20% sample data base. The compilation provides a handy desk-top reference of major conclusions from the 1991 Census.

Short Articles Series

*100% data available 3rd quarter 1992
to 3rd quarter 1993;
20% sample data available
4th quarter 1992 to 2nd quarter 1994*

A series of general interest articles on contemporary social issues and concerns. Although a variety of data sources will be featured, the overall focus will be on 1991 Census results. Written for the non-technical user, these 5-page articles will also include charts, graphs and tables. They are intended for wide distribution.

1991 CENSUS PREVIEW

Focus on Canada

*Available 3rd quarter 1993
to 2nd quarter 1994*

One of Statistics Canada's most popular series is back. Focus on Canada is a series of descriptive analytical publications that look at current social, economic and demographic characteristics of the Canadian population. Readers like this series for its **easy-to-read** style since statistical findings are supported by straightforward text and clearly illustrated in tables and charts.

These publications cover many aspects of Canadian society and focus on distinctive segments of our population, such as the growing senior population, the changing family and the residents of Canada's north. Data from previous censuses and other sources are also used to illustrate the current situation as well as study trends over time on a national, provincial and metropolitan area level.

Monographs

To be announced

As part of its 1991 Census product line, Statistics Canada will produce a series of studies focusing on major issues affecting Canadian society over the next decade and beyond. Students, researchers, policy analysts and other professionals in the field will be interested by the **in-depth** analyses of this series. Some studies will have a regional, others a national focus. The monographs will be supported by complementary machine readable data sets whenever possible.

Metropolitan Atlas Series

Available 1st quarter 1994

Statistics Canada will publish a series of 12 atlases portraying census data at the census tract (neighbourhood) level. Each atlas will contain thematic and dot distribution maps, graphics, explanatory and summary notes. Each atlas in the series will cover a census metropolitan area (CMA).

1991 CENSUS PREVIEW

1991 Census of Agriculture

I. REFERENCE PRODUCT

1991 Census of Agriculture Products and Services

Available 2nd quarter 1992

This publication will help users identify which product or service will best fill their data requirements and serves as a guide for the concepts and variables of the Census of Agriculture. Descriptions of the geography used in the census as well as useful background information will be included. This publication will provide complete details on the full line of Census of Agriculture products and services including pricing and ordering information.

II. DATA PRODUCTS

This series will provide users with key agricultural data in two formats; the traditional print series of publications will be supplemented by tables in electronic medium. As well, previously unpublished consolidated census subdivision (CCS) level data will be available in print and electronic media.

Agricultural Profiles

Agricultural Profile of Canada - Part I

Available 2nd quarter 1992

Agricultural Profile of Canada - Part II

Available 4th quarter 1992

Agricultural Profile of (Each Province) - Part I

Available 2nd quarter 1992

Agricultural Profile of (Each Province) - Part II

Available 4th quarter 1992

1991 CENSUS PREVIEW

This series of 22 publications reveals the data collected from all Canadian farm holdings. Basic counts for Canada, the provinces and territories are covered in two volumes; basic counts for provinces, agriculture regions, census divisions and census consolidated subdivisions are in an additional 20 volumes. Maps indicating the appropriate census geography will be included in each volume.

Census Overview of Canadian Agriculture: 1971-1991

Available 2nd quarter 1992

This publication will present a historical look at Canadian agriculture using census data from 1971 to 1991.

Profile of the Canadian Farm Population

Available 4th quarter 1993

This publication will display basic counts and totals for selected data for all farm operator households.

III. ANALYTICAL PRODUCTS

These publications will offer descriptive analyses on a variety of topics related to the agricultural sector. These products are being developed with a wide audience in mind and will be supplemented with tables, graphs and maps.

1991 CENSUS PREVIEW

Trends and Highlights of Canadian Agriculture and Its People

Available 3rd quarter 1992

Users find this a concise study of key agricultural and socio-economic variables from the Census of Agriculture and the Census of Population.

The Face of Canadian Agriculture

Available 1st quarter 1994

A compendium of feature articles analyzing data from the Censuses of Agriculture and Population in one volume. Topics will cover farm women, farm families, farm labour and income, and characteristics of the farm and rural population.

Canadian Agriculture at a Glance

Available 2nd quarter 1994

This publication provides users with key variables from the Agriculture and Population data bases in graphic and map format.

IV. CUSTOM SERVICES

The User Services Unit of the Census of Agriculture can tailor products to users' special requirements. Custom services are available for tabulations, thematic maps and user workshops. All data requests are subject to confidentiality constraints.

- a. **Custom tabulations** allow the user to create personalized tables. Custom tabulations can be created from the Agriculture, the Agriculture-Population and the Historical data bases. Customized data are available for Census years 1966 to 1991. (Data from 1966 and 1976 are not available for the Agriculture-Population linkage.) Census of Agriculture data will be available starting in the 2nd quarter of 1992; 100% data from the Agriculture-Population base will be available in the 4th quarter 1992 while the 20% sample data will be available in the 4th quarter 1993.

1991 CENSUS PREVIEW

- b. **Thematic maps** are an effective means to present statistical data visually. Maps can be produced to the client's specifications and are available in black and white or in colour.

Custom tabulations and maps can be produced for Census of Agriculture standard geography as well as user-defined areas. Custom tabulations can be delivered as a computer printout, on tape or diskette. Diskette formats are available in ASCII, LOTUS or DBASE. Maps can be printed on paper or transparent film and are also available on diskette. All custom services are priced on a cost-recovery basis. Prices and delivery are dependant on the complexity of the individual request.

1991 CENSUS PREVIEW

Post-censal Surveys

Two post-censal surveys will be held in the fall of 1991. The Health and Activity Limitation Survey, conducted for the first time following the 1986 Census, will be repeated in 1991. A new Aboriginal Peoples Survey will also be conducted.

Consultations with user groups of both surveys are planned for the fall of 1991 to develop the product lines.

1991 Health and Activity Limitation Survey (HALS)

The purpose of this survey is to determine the nature and severity of the activity limitations some Canadians may experience and to identify the kinds of barriers they face in their daily lives in such areas as education, employment, leisure activities, housing and transportation.

Data will be available for Canada, the provinces and territories and eight census metropolitan areas (CMAs).

The Aboriginal Peoples Survey

Conducted a few months after the 1991 Census, the Aboriginal Peoples Survey covers such major topics as: aboriginal group identity, language and tradition, disability, health, lifestyle and social issues, mobility, schooling, work and related activities, expenditures and income, and housing conditions. Survey data will be available for:

- Indian reserves and settlements, and other selected Aboriginal communities with populations of 100 or more
- selected metropolitan areas
- all other metropolitan areas at the provincial level
- all other non-reserve urban areas at the provincial and territorial levels
- and all non-reserve rural areas at the provincial or territorial levels

1991 CENSUS PREVIEW

Workshops

*Available beginning 4th quarter 1991 and
continuing until 4th quarter 1993*

Workshops can help new and current clients get the most out of census data. Workshops vary between full and half day sessions and will be supplemented by take-home materials. Proposed topics include an introduction to the Census of Population as well as workshops on the Census of Agriculture, Census geography and how to use electronic census products. Other topics relate to employment equity, and the use of Census data in market research.

Client Services: Looking for Ways to Serve You Better

Statistics Canada offers a variety of services to help you find the data products best suited to your budget and needs. We publish an award winning bi-monthly newsletter Focus for the Future which is designed not only to provide you with the most up-to-date information on 1991 Census data products and services, but with entertaining stories on census results. Prices for census products will be published there in the January 1992 issue.

If you are not already receiving Focus for the Future, you can get your free subscription by filling in the order coupon provided at the end of this publication.

The 1991 Census Catalogue will be available in April 1992 and will provide you with everything you need to know to benefit from 1991 Census data base. Full product and publication descriptions, content guides and prices will be included.

Need to Know More?

If you have questions about any of the data produced by Statistics Canada, call, fax or visit any of our Regional Reference Centres listed below. If you'd like to be kept up-to-date on the development and release of 1991 Census data products, please complete the following order coupon and send it to: 1991 Census Marketing Project, 10th Floor, R.H. Coats Building, Tunney's Pasture, Ottawa, Ontario, K1A 0T6.

MAP PRODUCTS

The Geography Division offers a wide variety of map products described below. Digital files and special services are described in the Electronic Products section under Mapping Services. **For further information or to order any of these products, please contact your local Statistics Canada Regional Reference Centre (listed in Appendix B), or Marketing and Client Liaison, Geography Division (613) 951-3889.**

The maps produced by the Geography Division can be divided into two categories: reference maps and statistical maps. The boundaries of census geographic areas are presented on reference maps either in data publications, map bulletins or on individual sheets. These maps enable users to locate and identify census geographic areas and to relate statistical data to the corresponding geographic areas. Statistical maps have been produced to support data publications and to give graphical representation of selected census data variables. The following is a description of both types of maps including prices, numbers and scales of maps.

A. Reference Maps

Several map series have been produced to support 1986 Census publications and the delineation of geostatistical boundaries. With the exception of the G86-16 and the Forward Sortation Area map series, similar maps are also available for other census years.

Prices for preprinted colour maps are \$4 per map, G-Series maps (produced on demand) are \$5, \$10 and \$15 per map, for ozalid paper, intermediate film and ozopaque film respectively. The G86-13A series is priced at \$1 per sheet. Prices are subject to change without notice. *For publication prices see the publication section of this catalogue.*

99-115

Maps, Census Divisions and Subdivisions. 27 p. in various pagings. 30 cm. 1987. Bilingual.

ISBN 0-660-53526-2.

DDC 912/.13046/0971.

This publication presents reference maps of census divisions (CDs) and census subdivisions (CSDs) in each province and territory of Canada for the 1986 Census of Canada. Codes and names for all CDs and census metropolitan areas and census agglomerations are presented for each province and territory. An index map of all CDs in Canada is included. The same series of maps appears in Volume II of the 1986 Standard Geographical Classification Manual, Catalogue 12-572. Scale: 1:250,000 to 1:6,000,000

Price: \$4.00/map \$35.00 full series

99-116

Maps, Census Metropolitan Areas and Census Agglomerations. 298 p. in various pagings. 30 cm. 1987. Bilingual.

ISBN 0-660-53527-0.

DDC 912/.13046/0971.

This publication enables users to relate census data to the geographic areas known as census metropolitan areas (CMAs) and census agglomerations (CAs). CMAs and CAs reflect an urban labour market area, an urban core together with surrounding urban and rural areas that are economically and socially integrated with that core. The publication highlights the boundaries of the 25 CMAs and 114 CAs along with their component census subdivisions (municipalities). As well, the publication displays the urbanized core, urban fringe, and rural fringe parts of each CMA/CA. Scale: 1:30,000 to 1:900,000

Price: \$4.00/map \$35.00 full series

95-101 to 95-179

Census Tract Reference Maps, 62 Maps

These colour maps appear in the data publications, Census Tract Profile series. The maps present the boundaries of each census tract within census metropolitan areas and tracted census agglomerations. Some street detail is provided to orient the user. These maps enable users to relate the data presented in the publication to a geographic location. They can also be used to obtain other more detailed enumeration area maps or other data presented by census tract. These maps can be ordered separately. Scale: 1:40,000 to 1:450,000

Price: \$4.00/map

94-125 and 94-126

Canada / 1976 Federal Electoral District Index Map, 1 Map

This colour index map accompanies the Federal Electoral District (FED) profiles. The map indicates the boundaries for each of the 282 FEDs, according to the 1976 Representation Order, on a general base map of Canada. A list of FEDs and codes are also shown on the map. The map can be purchased separately. Scale: 1:10,000,000

Price: \$4.00

94-133 and 94-134

Canada / 1987 Federal Electoral District Index Map, 1 Map

Same as above, except this map accompanies the profiles for the 295 Federal Electoral Districts according to the 1987 Representation Order. The map can be purchased separately. Scale: 1:10,000,000

Price: \$4.00

Urban Forward Sortation Area Maps, 114 Maps

These colour maps present the boundaries of forward sortation areas (FSAs), the first three characters of the

MAP PRODUCTS

postal code, in census tracted centres of Canada. The maps enable users to relate census data contained in the 1986 Census of Canada, Urban Forward Sortation Area Profiles to the geographic location of the FSA. Scale: 1:40,000 to 1:450,000

Price: \$4.00

Rural Forward Sortation Area Maps, 21 Maps

These black and white maps present the boundaries of forward sortation areas in the rest of Canada not covered by the series above. Scale: 1:250,000 to 1:6,000,000

Price: \$5.00

G86-10 Series, Census Divisions and Subdivisions, 21 Maps

These are black and white versions of the maps available in 99-115. The maps present the boundaries of census divisions (CDs) and census subdivisions for each province. Map scales range from 1:250,000 in the most densely populated areas to 1:4,000,000 in the northern territories. Codes and names for all CDs and census metropolitan areas/census agglomerations are presented for each province and territory. Scale: 1:250,000 to 1:4,000,000

Price: \$5.00

G86-12 Series, Maps of Rural Enumeration Areas, 2,088 Maps

The enumeration area (EA) is the building block for all the standard geographical areas. This series of maps shows the boundaries of EAs in the rural areas of Canada. National Topographic System (NTS) maps from Energy, Mines and Resources Canada are used as the base maps for this series. The scales of these maps range from 1:50,000 to 1:500,000 (or smaller scales in northern areas). The series also shows the boundaries of census divisions, census subdivisions and federal electoral districts. Scale: 1:50,000 to 1:5,000,000

Price: \$5.00

G86-13 Series, Census Tracts/Enumeration Areas Maps, 3,081 Maps

This series of maps shows the enumeration areas (EAs) in census tracts (CTs). Each map sheet covers one or more census tracts. The maps vary in scale but are of a scale large enough to show Federal Electoral District and EA boundaries, street names, block numbers and many physical features. This series is available for the 37 census tracted centres i.e., the 25 census metropolitan areas (CMAs) and 12 tracted census agglomerations (CAs) in Canada. Small scale reference maps showing all census tracts in a CMA or CA provide an index to the individual CTs shown in this series. Scale: 1:3,000 to 1:50,000

Price: \$5.00

G86-13A Series, Census Tracts/Enumeration Areas Maps, 1,764 Maps

Maps in this series are the same as those in the G86-13 series above; however, these maps are reduced to a standard size and made available in booklet form. Scale: 1:6,000 to 1:100,000

Price: \$5.00

G86-14 Series, Maps of Selected Census Subdivisions, 1,500 Maps

The maps in this series show the smaller urban census subdivisions (CSDs) of Canada. Each map shows a CSD and the streets within it. Enumeration area (EA) boundaries are shown only for those CSDs in this series with three or more EAs. For the other CSDs in the series, the EA boundaries can be found in the G86-12 series maps. Scale: 1:2,000 to 1:20,000

Price: \$5.00

G86-16 Series, Place Maps, 65 Maps

The G86-16 series consists of place maps of parts of census subdivisions (CSDs). As with the G86-14 series, each map shows the streets in the coverage area. Enumeration area (EA) boundaries are shown only where three or more EAs exist. Scale: 1:3,000 to 1:50,000

Price: \$5.00

G86-18 Series, Federal Electoral Districts/Enumeration Area Maps, 282 Maps

This series contains a map for each of the 282 Federal Electoral Districts (FEDs) based on the 1976 Representation Order in Canada. Map scales vary; however, the scale of each map is large enough to show the enumeration area (EA) boundaries. Maps of FEDs in the larger urban areas of Canada show census tracts as well as EA boundaries. FEDs in smaller urban areas or rural areas show the boundaries of census divisions and census subdivisions in addition to the EA boundaries. Scale: 1:10,000 to 1:4,000,000

Price: \$5.00

G86-21 Series, Provincial Census Tracts Maps, 441 Maps

Provincial census tracts (PCTs) exist in areas not included in the census tract program and are usually determined by the provinces. Boundaries of PCTs are presented, as well as an outline of census metropolitan areas and census agglomerations containing census tracts. Scale: 1:50,000 to 1:1,000,000

Price: \$5.00

MAP PRODUCTS

B. Statistical Maps

A series of off-the-shelf statistical maps has been produced, showing selected statistical variables from the 1986 Census of Canada. The maps are in two types; volume-printed maps are on paper, and are available in large quantities, while pre-produced maps are on film media, including contact prints, slides, transparencies and positive and negative film.

Prices vary from \$1 to \$50, depending on size and type, and are outlined below. All the maps in this series are bilingual in format. Due to the nature of the map projection used, the specified scale is only an approximation and does not hold true for all points on the map.

Volume-printed Maps

1) **Population Distribution, 1986** is a white on black map, 11" by 8.5" (28cm by 22cm), that uses white dots to display the population distribution by Census Division in a Globogram projection, and sells for \$1.00. Scale: 1:25,000,000

2) **Population Change, 1981-1986** is a colour map, 15" by 11" (38cm by 28cm), that uses 5 classes in green and brown tones to display the change in population between 1981 and 1986, by Census Division. This \$4.00 map uses a Globogram projection and a neutral grey to represent sparsely populated areas. Scale: 12,000,000

3) **Population Density, 1986** is a colour map, 22" by 17" (56cm X 43cm), and uses 6 classes in yellow and brown tones to display the population density by Census Division. This large format \$8.00 map uses a Globogram projection and a neutral grey to represent sparsely populated areas. Scale: 1:7,000,000

Pre-produced maps

Pre-produced maps are available in black and white, on various film media, and in the following sizes:

11" by 8.5" (28cm by 22cm) for \$25.00 Scale:

1:25,000,000

17" by 11" (43cm by 28cm) for \$35.00 Scale:

1:12,000,000

22" by 17" (56cm by 43cm) for \$50.00 Scale: 1:7,000,000

1) **Population Themes** are represented by the following titles:

Population Change, 1981-1986, by Census Division

Population Density, 1986, by Census Division

Population Distribution, 1986, by Census Division

Population Change, 1981-1986, by Federal Electoral District

Population Distribution, 1986, by Federal Electoral District

2) **Agricultural Themes** are represented by the following titles:

Change in Cropland, 1981-1986, by Census Division

Canadian Cropland, 1986, by Census Division

Canadian Agricultural Land, 1986, by Census Division

Canadian Agricultural Sales, 1985, by Census Division

Flaxseed Area, Canada, 1986, by Census Division

Grain Corn Area, Canada, 1986, by Census Division

Wheat Area, Canada, 1986, by Census Division

Canola Area, Canada, 1986, by Census Division

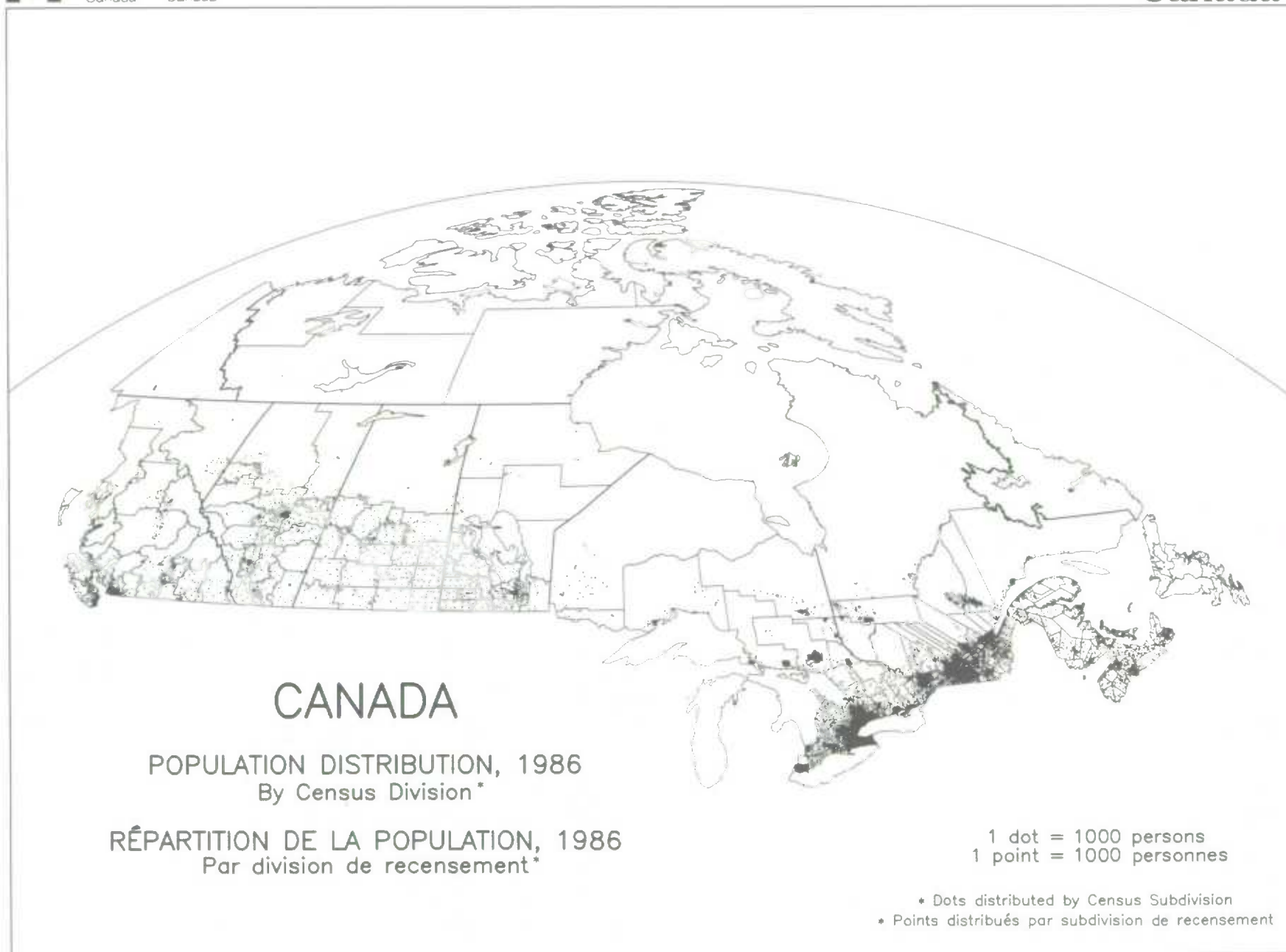
Barley Area, Canada, 1986, by Census Division

Summerfallow Area, Canada, 1986, by Census Division

Total Pigs, Canada, 1986, by Census Division

Total Cattle, Canada, 1986, by Census Division

3) **A manufacturing theme** is available only in the largest size, under the title Canada and the United States, Distribution of Manufacturing Establishments, 1982.



JOIN THE *Celebration*

WITH THE MOST USEFUL AND ATTRACTIVE CANADA YEAR BOOK EVER PUBLISHED.

On the occasion of the nation's 125th anniversary of Confederation, the **1992 Canada Year Book** takes a unique look at the fascinating highlights in the development of Canada since 1867.


Exceptionally popular among business people, journalists, librarians,

parliamentarians, educators and diplomats for 125 years, the **1992 Canada Year Book** is designed as a comprehensive reference source for the latest on economic, political, and social information on Canada and Canadians. And for the first time, this "special collector's" edition presents picturesque vignettes on Canada's past with informative, easy-to-read text.


Special features include:

- a new 22cm X 30cm (9" X 12") format
- larger typeface
- over 300 rare archival photos
- historical perspectives on Canada's past
- 22 chapters, 577 pages bound in deluxe hard cover.

Time and time again, you'll reach for this compact encyclopedia to answer questions on all aspects of Canada.



- THE LAND
- THE PEOPLE
- THE NATION
- THE ECONOMY
- ARTS AND LEISURE



Available in separate English and French editions, the **Canada Year Book** (Cat. No. 11-402E) sells for \$49.95 (plus \$5.05 shipping and handling) in Canada, US \$60 in the United States, and US\$70 in other countries (includes shipping and handling).

To order, write Publication Sales, Statistics Canada, Ottawa, Ontario, K1A 0T6, or contact the nearest Statistics Canada Regional Reference Centre listed in this publication.

For faster ordering, using your VISA or MasterCard, call toll-free 1-800-267-6677 or fax your order to (613) 951-1584. Please do not send confirmation.

SUBJECT INDEX

ABBREVIATIONS

B = Bulletin [Census of Manufactures publications]
 CA = Census agglomeration
 CD = Census division
 CMA = Census metropolitan area
 CSD = Census subdivision
 CT = Census tract
 E = English
 EA = Enumeration area
 FED = Federal electoral district
 M = Microfiche
 P = Preliminary
 S = Supplement

USING THE INDEXES

The publication index has been divided into two parts: author/title and subject. In the author/title index, personal authors and titles of publications described in the catalogue are listed. Each entry is followed by a number which corresponds to the numerically arranged contents of the catalogue. The subject index functions in the same way, providing access by subject to the contents of the publications contained in the catalogue. References to map products indicate the page number on which the map is described.

CROSS REFERENCES

In the subject index, cross references are frequently used. A See reference refers from a non-preferred to a preferred term in the index.

Example:

CPI

See
 Consumer price index

A See *also* reference refers to related material in the index.

Example:

Enterprises

See *also*
 Business
 Corporations

Specific subjects or commodities not found in the index may require the user to consider broader search terms. In the case of a specific commodity, for which there is no entry in the index, users may look under the industry of which that specific commodity is a part. For example, there is no entry under "Colognes", but users will find references to relevant publications by looking under "Toilet preparations".

Users may wish to consult the various Standard Classification manuals to identify broad groupings under which their specific interest may fall (see Appendix A - Classification Manuals) Where the contents of a publication focus largely upon a particular subject, the document number is highlighted in bold, permitting ease in visibility and access.

ALPHABETIZATION

Initial articles [eg. "the"] are disregarded in the alphabetical arrangement of the author/title index. In the subject index years are organized chronologically and precede alphabetized material.

A

Abduction offences

See *also*
 Crimes
 Violence

police reported, by province, 85-205
 rates, 1962-1989, 85-002 vol. 10 no. 15

Abortions

See *also*
 Hospitals

by province, 1970-1988, by age groups, 1975-1988, by gestation period, by American state for Canadian residents, by marital status, 82-003S suppl. no. 9
 facts and trends, 1970-1982, 82-601
 rates per 100 live births, by province, 82-546
 youth, 82-545E

Abrasives

industries
 annual census of manufacturers, 44-250
 principal statistics, employment, inventories, 44-250B

Absence from work, 71-001

See *also*
 Employment
 Unemployment insurance
 Work injuries

survey, 71-601 no. 32

Absolute discharges

dispositions in youth courts, 85-002 vol. 11 no. 5
 youth sentences, number and percentage of total dispositions, 85-002 vol. 10 no. 1

Accidents

causes of death by detailed category, age and sex, 82-003S suppl. no. 11
 health services, 82-540E
 hospital separations by sex and age group, 82-003S suppl. no. 1
 social and environmental factors, consequences, prevention and types, 11-612E no. 3
 type of accidents, rates by region, consequences, percentage of population in an accident by alcohol consumption, 11-008E no. 17 (p. 22-24)
 work related
 by nature, industry, province, 72-208
 compensations, 71-601 no. 32, 86-501

Accommodation

modification, disabled persons residing in households, Canada, provinces and territories, 82-602

Accommodation service industries

businesses, receipts, by province, 87-401
 financial statistics, quarterly, 61-008

industrial classification, 12-501E
revenue, by province, 63-204

Acquired Immuno Deficiency Syndrome

See
AIDS

Activity sectors

trends in labour market and employment, 71-601 no. 33

Adhesives

industries
annual census of manufacturers, 46-250
principal statistics, employment, inventories, 46-250B

Administration

See
Courts
Public administration

Admissions, hospital

See
Hospital utilization

Adult education

See
Continuing education

Adults

See also
Elderly

adult correctional services, 85-211
disabled, distribution, disability rates, by age, 98-126
women, statistical report, 89-503E

Advertising services

establishments, number, total revenue, by province, 63-232

Age-sex distribution

See also
Population

CAs and CTs, 1986 census, 95-101 to 95-173 (odd)
CDs and CSDs for each province and territory, 1986 census, 94-101 to 94-124
CMAs, population, by age, age groups, by sex, 1986 census, 93-156
annual projections 1984-2006, by province, quinquennial projections 1989-2011, 91-520
Canada and provinces, urban areas by size, farm and non-farm rural areas, CA and CMA, 1986 census, 94-129
cardiovascular diseases and mortality, by province, 82-544
detailed occupation, 1986 census, 93-157
domestic travels, 87-401
earnings
1986 census, 93-115
hourly, 71-601 no. 38
education data, 13-579, 13-579S
elderly, longevity, 89-515
employers, self-employed, by industry and province, 71-535 no. 3
farm operators, 1986 census, 96-114
health perspectives, 82-540E
immigrants, by place of birth, 91-527E
income
individuals, 1986 census, 93-114
overview, 13-581E

intercensal annual estimates, 1981-1986, by province, 91-518, 91-519

labour force

activity, 1986 census, 93-111
by detailed industry, 1986 census, 93-113
by detailed occupation, 1986 census, 93-112
historical data, 71-201
information, 71-001P
survey, by province and economic region, 1986 census, 71-535 no. 5
longevity and historical life tables, by province, 89-506
mobility and interprovincial migration, by age group, 1986 census, 93-108
number of employees contributing to unemployment insurance and their contributions, 73-201
occupation, analysis, 71-603E
population
by single years and age group, by province, 1986 census, 93-101
structure and dynamics, health status, life expectancy, 82-543
postal areas, 17-202 to 17-206
postcensal and intercensal estimates, 91-528E
projections for 1989-2011, Canada, provinces and territories, 91-522
province
by 1976 FED, 1986 census, 94-125
by 1987 FED, 94-133
by CMA and CA, 1986 census, 94-127
schooling level, by detailed field of study, 1986 census, 93-110
television viewing, 87-208
unattached individuals, food expenditures, 62-554
unemployment
insurance, contributions, benefits, by province, 86-506
trends, 71-603E
wealth distribution, 1970-1984, 13-588 no. 1
women, statistical report, 89-503E
work injuries, by nature, industry, province, 72-208

Agents

See also
Wholesale merchants
Wholesale trade

wholesale trade, number of establishments, sales, principal statistics, by type of business, 63-226

Agricultural price indexes, 21-522E

See also
Price indexes

Agricultural products

See also
Animal products
farm product price index, by province, 62-003
international trade, 65-503
other selected farm indexes, by region, 62-004
sub-indexes of crop, livestock and animal product prices, 62-003

Agriculture, 21-522E

See also
Farms
Food
Fruits
Grains
Industries
Vegetables

1986 census, farms and farm operators, crops, livestock, poultry, irrigation, machinery and equipment
 1971 to 1986 census data, Canada, 96-102
 for each province, 96-103 to 96-112
 Canada, by province, 96-102
 for each province, by agricultural region and census division, 96-103 to 96-112
 aggregate productivity measures, historical data, 15-204
 animal products, 21-602E no. 2
 Canada, spatial distribution, climate, farms, farm operators, land use, crops, livestock, poultry, technology and management practices, capital, business expenses, sales, households, 1986 census, trends, 96-113
 canned and frozen fruits
 pack and acquisitions, 32-234
 pack and stocks, apples and apple products, 32-241
 and vegetables, pack and stocks, 32-011
 canned and frozen vegetables, pack and stocks
 asparagus, 32-233
 beets, 32-240
 broccoli, 32-240
 brussels sprouts, 32-240
 carrots, 32-239
 cauliflower, 32-240
 corn, 32-236
 green and wax beans, 32-238
 lima beans, 32-240
 peas, 32-235
 pumpkin, 32-240
 squash, 32-240
 vegetables, mixed, 32-240
 canned vegetables, pack and stocks
 mushrooms, 32-240
 tomatoes and tomato products, 32-237
 CANSIM, minibase series directory, 12-569E
 census of 1986, user guide, 96-101
 cereals and oilseeds review, 22-007
 characteristics of farm entrants, enterprises, southern Ontario, 1966-1976, 21-601E no. 6
 chemicals, industry
 annual census of manufacturers, 46-250
 principal statistics, employment, inventories, 46-250B
 contribution of direct government payments to realized net farm income, 1971-1979, analysis, 21-601 no. 5
 dairy review, monthly, by province, 23-001
 economic statistics, 21-603E
 employment, census data, 1891-1991, 75-001E vol. 3 no. 2 (p. 8-16)
 energy demand, by province, 57-003
 farm
 accounts, 21-602E no. 4
 cash receipts, by province, quarterly, 21-001
 input price index, by region, quarterly, 62-004
 operators, 1986 census, age-sex distribution, marital status, education, income, off-farm work, families, 96-114
 population, 98-133
 product price index, by province, monthly, 62-003
 field crops, production and stocks, 22-002
 fruits
 canned and frozen
 pack and acquisitions, 32-234
 pack and stocks, apples and apple products, 32-241
 production, by province, 22-003
 grain milling industry, overview, 22-502
 grain production, commodity programs in the United States, 21-601E no. 7

grain trade, 22-201
 greenhouse industry, 22-202
 historical data, 11-210, 11-516E
 human activity and the environment, 11-509E
 industrial classification, 12-501E
 industries, labour force, by age group, sex, class of worker, weeks worked in 1985, by industry, by province, 1986 census, 93-113
 labour force, by sex, by detailed industry, (1970 classification), by province, 1971, 1981, 1986 censuses, 93-152
 livestock
 and animal products, 23-203
 numbers, 23-008
 New Brunswick, 11-608
 nursery trades industry, by region, 22-203
 occupational classification, 12-565E
 oils and fats, production, purchases, sales and stock, monthly, 32-006
 oilseed industry, 21-601E no. 4
 poultry and egg production, by province, 23-202
 private and public investments, intentions, 61-205
 provincial government enterprises, financial statistics, by province, 61-204
 questionnaires on microfiche, 12-205M
 index, 12-205S
 recent data, 11-010
 unpaid family work, trends, 71-535 no. 2
 vegetable production, by province, 22-003

Aid

See
 Government aid

AIDS

a community-based response, network of organizations, comparison of psychological needs of persons with AIDS and aging population, need to pay more attention to social aspects, resource issues in caring for people with AIDS, 89-514E
 number of children, by age group and sex, Canada, 89-520
 proceedings of a symposium on social supports, 89-514E
 propagation through drug use, 75-001E vol. 2 no. 3 (p. 30-41)

Air cargo

See also
 Air transportation
 Cargo
 Transportation

charters, by country of origin and destination, carrier, Canadian airport, 51-207

Air carriers

See also
 Air transportation
 Carriers
 Transportation

financial and operating statistics, 51-206
 operational statistics for major Canadian airlines, 51-004
 ratios, operating statistics, income, employment and fuel consumption, 51-002

Air charters

See also
 Air transportation

passengers

- by origin and destination, by Canadian airport, 51-207
- seats available and load factors, by carrier, by country of origin and destination, 51-207

Air conditioning

See also

Dwellings

Heating, ventilating, air conditioning

Households

equipment, industries

- annual census of manufacturers, 42-250
- principal statistics, employment, inventories, 42-250B
- households equipped, by province, 64-202

Air traffic

See also

Air transportation

- air carriers, number of passengers, 51-002
- at the top 25 Transport Canada towered airports, 51-004
- Canada-United States, passenger origin and destination, 51-205
- domestic, passenger origin and destination, 51-204
- domestic and international flights, passengers, cargo, mail, by airport, 51-005
- flights, passengers, cargo, mail, by airport, 51-005
- historical and statistical overview, 51-501E
- passengers, scheduled and chartered, 87-401

Air transportation

See also

Air carriers

Air traffic

Air travel

Aircraft

Airports

Transportation

- air carrier operations, by airline, 51-002
- air carrier traffic, by airport, 51-005
- aviation in Canada, historical and statistical overview, 51-501E
- charters
 - passengers and cargo, international, by airport, carrier, by origin and destination, 51-207
 - passengers, by airport, type, origin and destination, 51-207
- historical data, 11-210
- passenger origin and destination
 - Canada-United States report, 51-205
 - domestic report, 51-204
- recent data, 11-010

Air travel

- passenger traffic, domestic and international, 87-401

Aircraft

aircraft parts, industries

- annual census of manufacturers, 42-251
- principal statistics, employment, inventories, 42-251B
- Canadian air carriers, financial and operating statistics, 51-206
- commercial, historical and statistical overview, 51-501E
- registry of private, commercial, government aircraft, 51-501E

Airlines

- historical and statistical overview, 51-501E

Airplanes

See

Aircraft

Airports

- air carriers and air traffic statistics, 51-004
- flights, passengers, cargo, mail, 51-005
- historical and statistical overview, 51-501E
- number of passengers
 - domestic flights, origin and destination, 51-204
 - transborder journeys, origin and destination, 51-205
- passenger and cargo air charters, 51-207

Alberta

See also

Provinces

- CDs, CSDs, CMAs, CAs, urban areas, population, 1981, 1986, urban, rural, national and provincial ranks, decreasing order, dwellings, land area, population density, 1986 census, 92-117
- EAs, 1981 and 1986 equivalents, by 1981, 1986 codes, 1986 census, 99-127
- accommodation service industry, total revenue, 63-204
- adult correctional services, expenses, inmates, 85-211
- agriculture, 1986 census, farms and farm operators, crops, livestock, poultry, irrigation, machinery and equipment, by agricultural region and census division, 1971 to 1986 census, 96-111
- building permits, annual summary, 64-203
 - monthly, 64-001
- business services, total revenue, by service, 63-232
- capital and repair expenditures, revised intentions, 61-206
- cardiovascular diseases, mortality rates, 82-544
- census families
 - husband-wife families and lone-parent families, 91-529
 - postcensal estimates, 91-204
- income, by income group, by province, 1986 census, 93-117
- cereals and oilseeds review, 22-007
- civil courts, 85-509
- community colleges
 - related institutions, enrolment and graduates, 81-222
 - vocational schools, educational staff, 81-524
- courts, 85-511E
- crimes, police reported, by offence, 85-205
- criminal injuries, compensation, 86-502
- destination of shipments, by province, by industry, 31-530
- disabled persons residing in households, demography, lifestyle, labour force participation, education, health, by subprovincial area and metropolitan area, 82-611
- dwellings and households, 1986 census, 93-104, 93-105
- earnings
 - 1986 census, 93-115
 - by detailed occupation, sex, activity, 1981, 1986 census, 93-116
- economic accounts
 - annual data, 1961-1986, 13-213S
 - annual estimates, 13-213
 - preliminary estimates, 13-213P
- economic families, income, by income group, by province, 1986 census, 93-118
- education
 - enrolment, expenditures, by type of institution, 81-220
 - financial statistics, all levels and by level of education, 81-208
- electric power, capacity and loads, imports, exports, 57-204
- elementary and secondary schools, enrolment, 81-210
- energy supply and demand, by type, by sector, 57-003
- ethnic groups, by single, multiple origins, 1986 census, 93-154
- ethnic origins, immigration and citizenship, 1986 census, 93-109
- expenditures on culture, 87-206
- exploration and development expenditures, mining, petroleum,

natural gas, intentions, 61-216

families, 1986 census, 93-106, 93-107

federal expenditures on science and technology, 88-204

federal government, scientific and technological establishments, directory, 88-206

government

- enterprises, financial statistics, 61-204
- finances, revenue and expenditures, 68-207

grain trade, 22-201

gross domestic product, by industry, 15-203

historical economic data, 11-210

hospital directory by municipality, 82-003S suppl. no. 6

households, income, by income group, 1986 census, 93-119

housing starts and completions, 64-002

immigrants and non-immigrants, 1986 census, 93-155

impaired driving, by type of offence and persons charged, 1990, 85-002 vol. 11 no. 13

income, individuals, 1986 census, 93-114

international travellers entering the province, 66-001, 61-001P

juvenile courts, 85-522

labour force

- activity

 - 1986 census, 93-111
 - annual averages, 1981-1988, 71-529
 - by detailed industry, 1986 census, 93-113
 - by detailed occupation, 1986 census, 93-112
 - by sex

 - by detailed industry (1970 classification), 1971, 1981, 1986 censuses, 93-152
 - by industry division, 1951 to 1986 censuses, 93-152

- monthly estimates, 71-001
- survey, by economic region, 71-535 no. 5

languages, mother tongue, bilingualism, by age group, sex, 1986 census, 93-103

legal aid, services and expenditures, 85-216

leisure and personal service industries, 63-233

life tables, by sex, 82-003S suppl. no. 13, 84-532

longevity and historic life tables, 89-506

manufacturing industries, principal statistics, 31-203

maps, census divisions and subdivisions, 1986 census, 99-115

men, labour market activity survey, 71-206

minority and second language education, elementary and secondary levels, 81-257

mobility and interprovincial migration, 1986 census, 93-108

mother tongue

- by age group, sex, 1981, 1986 census, 93-102
- retention and transfer, 93-153

nurses, employment, education, demography, 82-003S suppl. no. 22, 83-226

occupations

- by sex and detailed occupation, 1986 census, 93-157

older workers, labour market activity survey, 71-208

place names, reference list, by classification code, by province, population, 1986 census, 92-123

police services and officers, federal, provincial and municipal levels, 85-523

population

- age-sex distribution, intercensal annual estimates, 1981-1986, 91-518
- by age, sex and marital status distribution, by single years, age group, by province, 1986 census, 93-101
- demographic statistics, postcensal annual estimates, 91-210
- detailed characteristics, home and official languages, ethnic origin, citizenship, birthplace, immigrants, mobility, education, occupations, income, by CD and CSD, 1986 census, 94-118

dwelling

tenure and type, by CD and CSD, 1986 census, 94-117

period of construction, heating system and fuel, 1986 census, 94-118

marital status, age-sex distribution, sex ratio, intercensal annual estimates, 1981-1986, 91-519

projections, 1989-2011, fertility, life expectancy, sex ratio, age-sex distribution, population growth, 91-520

quarterly and annual demographic statistics, interprovincial migration, 91-002

selected characteristics, density, age-sex distribution, marital status, mother tongue, census and economic families, by CD and CSD, 1986 census, 94-117

private and public investments, intentions, 61-205

recent economic data, 11-010

reference list

- EAs, by CSD, CD, 1986 census, 99-120
- EAs, by CSD, CD, PCT, 1986 census, 99-125

research and development expenditures, by activity sector, 88-001

retail trade

- chain and independent stores, 63-005
- estimated commodity sales, commodity by trade group, 1989, 63-541
- sales and receipts, number of locations, by type, 63-223

schooling level, by detailed field of study, 1986 census, 93-110

television viewing time and distribution by origin and type of programme and origin of station, 87-208

universities

- revenue and expenditures, trends, 81-260
- tuition, additional fees and living accommodation costs, by institution, 81-219

value of construction work purchased, new and repair, by type of structure, 64-201

women, labour market activity survey, 71-205

worker's compensation boards, 86-501

youth, labour market activity survey, 71-207

Alcoholic beverages

See also

Beverages

and drug use, 11-008E no. 20 (p. 19-26)

- by sex and age group, 75-001E vol. 2 no. 3 (p. 30-41)

involvement in homicides

- 1989, 85-002 vol. 10 no. 14
- 1990, 85-002 vol. 11 no. 15

consumer price index, 62-001

consumption

- adults, 11-612E no. 1
- and tobacco use, disabled persons residing in households, Canada, provinces and territories, 82-602
- disabled persons, by type of drinker, age groups, sex, severity of disability, total income groups, 82-615 vol. 4
- drinking status, average weekly number of drinks by age and sex, current drinkers reporting problems caused by their drinking, 11-008E no. 20 (p. 19-26)
- elderly, type of drinker, by age group and sex, 89-519
- health perspectives, average annual consumption, 82-540E
- impaired driving, trends, 1974-1989, 85-002 vol. 10 no. 17

controls and sales, imports, exports, 63-202

- women, health profile, 82-542E
- youth, 82-545E

industries

- annual census of manufacturers, 32-251
- principal statistics, employment, inventories, 32-251B

- supply and disposition
 - consumption per capita, 32-229
 - consumption per capita, data sources, conversion factors, 32-509E
- use among fatally injured drivers, 1987-1989, by province, 85-002 vol. 11 no. 13

Alcoholics

- psychiatric and general hospitals, separations, length of stay, days of care, 82-003S suppl. no. 3
- residential care facilities, 82-003S suppl. no. 19
- directory, by province, 82-003S suppl. no. 7

Allowances

- as an income source, individuals and aggregate income, by income group and province, 1986 census, 93-114
- blind, disabled and the elderly, welfare, 86-510
- family, youth and related programs, 86-508
- old age security, guaranteed income, spouses, 86-509
- veterans, 86-511

Alloys

- See also
- Steel

- aluminum, copper, industries
 - annual census of manufacturers, 41-250
 - principal statistics, employment, inventories, 41-250B

Aluminum

- See also
- Mines
- Mining

- mineral production, by province, 26-202
- primary production, industries, **41-250**
- rolling, casting and extruding industries
 - annual census of manufacturers, 41-250
 - principal statistics, employment, inventories, 41-250B

Amateur sports

- See
- Sports

Animal products, 21-522E

- See also
- Dairy products
- Livestock

- data collection and estimating procedures, 21-602E no. 2
- farm cash receipts, by province, quarterly, 21-001
- farm product price index, by province, 62-003
- furs, production, imports, exports, 23-207
- imports, exports, consumption and stocks, 23-203

Apartments

- See also
- Dwellings

- dwellings started, by size of building, in urban centres, population greater than 10,000, by province, metropolitan area, large urban centres, monthly, 64-002

Apples

- See also
- Fruits
- and apple products

- canned and frozen, pack and stocks, 32-241
- stocks, by size of container, monthly, 32-011
- juice, stocks, by size of container, monthly, 32-011
- production and value, by variety, by province, 22-003
- supply and disposition
 - consumption per capita, 32-230
 - consumption per capita, data sources, conversion factors, 32-509E

Appliances

- See also
- Electrical appliances
- Freezers
- Households
- Microwave ovens
- Refrigerators
- Stoves

- electrical, small domestic, production and factory shipments, 43-003
- household, production, sales and stocks, by type, by province, monthly, 43-010
- stores, retail trade, estimated commodity sales, commodity by trade group, by province, 1989, 63-541

Architects

- See also
- Engineers

- establishments, number, total revenue, by province, 63-232
- income
 - distribution by type of building project and by type of service, employment categories, operating expenses, by province, by revenue size group, 63-234
 - employment, operating expenses, by province, by revenue size, 63-537

Architectural metal products

- See also
- Doors
- Windows

- industries
 - annual census of manufacturers, 41-251
 - principal statistics, employment, inventories, 41-251B

Archives

- See also
- Libraries
- Museums and galleries

- revenue, expenses, employment, visitors, by province, by governing authorities, **87-207**

Arson

- property violations by location of incident, 85-002 vol. 10 no. 10

Artists

- statistical profile, 87-527

Arts

- See also
- Broadcasting
- Culture
- Films
- Performing arts
- Sound recording

activities, synopsis, 87-001, 87-004
 economic impact, 87-532
 municipal, provincial and federal expenditures
 by province, 87-206
 overview, 87-517
 occupational classification, 12-565E
 performing arts, companies, performances, revenue and
 expenditures, by province, 87-209
 statistical profile, 87-527

Asbestos

See also
 Insulating materials
 Mineral wool
 Mines
 Mining

 mines
 production and shipments, 26-224
 production, by province, 26-202
 products, industries
 annual census of manufacturers, 44-250
 principal statistics, employment, inventories, 44-250B

Asparagus

See also
 Vegetables

 canned and frozen
 annually, by region, 32-023
 pack and stocks, 32-233
 monthly, 32-011
 production, area, farm value, by province, 22-003

Asphalt

See also
 Coal

 compound, shipments, monthly, by province, 45-001
 paving, 64-210
 roofing
 industries
 annual census of manufacturers, 36-250
 principal statistics, employment, inventories, 36-250B
 production and shipments of shingles, monthly, by province,
 45-001
 supply, sales and disposition, by province, 45-004

Assaults

See also
 Crimes
 Violence

 children, as victims, by age group and by sex and relationship to
 the accused, 85-002 vol. 11 no. 8
 number
 and proportion of youth charged, 85-002 vol. 10 no. 12
 of cases heard in youth courts, 85-002 vol. 10 no. 5
 offences
 police reported, by province, 85-205
 rates, 85-002 vol. 11 no. 9
 1962-1989, 85-002 vol. 10 no. 15
 of wife assaults, extent of injuries suffered, psychological
 consequences, reported to the police, reasons for not
 reporting to the police, 85-002 vol. 10 no. 7
 residential incidents and occupancy status, 85-002 vol. 10
 no. 10

Assets

See also
 Wealth

 Canadian, international transactions, balance of payments,
 historical statistics, 67-508
 corporation financial statistics, 61-207
 credit unions, by province, 61-209
 electric power utilities, 57-202
 families
 and unattached individuals, 13-580
 with working wives, 13-578
 federal government
 enterprises, by industry division, 61-203
 finance, 68-211
 government, financial management statistics, operations manual,
 68-507E
 industrial corporations, by major industry group, quarterly,
 61-003, 61-008
 industrial research and development, by industry, 88-202
 local government finance, actual, 68-204
 oil pipeline transport industry, 55-201
 provincial government
 enterprises, by province, by industry, 61-204
 finance, 68-209
 trustee pension funds, 74-201
 wealth distribution, 1970-1984, 13-588 no. 1

Atlases

CMAAs, 12/25, demography, family and social characteristics,
 dwellings, employment, income, for each CMA, 1986 census,
 98-101 to 98-112
 cancer mortality, British Columbia, by sex, 82-565

Audiovisual materials

See also
 Films
 Teaching kits

 film industry, 87-204
 industry, synopsis, 87-001, 87-004
 production and distribution industries, number of businesses,
 total revenue, by province, by revenue size, revenue by
 source, client base, expenses, part-time/full-time employment,
 63-233
 public libraries, stock, circulation, 87-205, 87-205S
 sound recording industry, 87-202

Authors

Canadian, publishers, sales in Canada and other countries,
 87-210

Automobiles

See also
 Diesel fuel
 Energy
 Gasoline
 Industries
 Motor vehicles
 Urban transit

 Canadian supply, industry
 annual census of manufacturers, 42-251
 principal statistics, employment, inventories, 42-251B
 fuel consumption survey, 53-007
 households equipped, by province, 64-601
 industries, production in North America and general import

trends, 11-010 vol. 4 no. 1 (p. 4.1-4.14)
 international trade, 65-503
 passenger
 new, sales, by province, by origin, monthly, 63-007
 number, distance travelled, fuel consumption, by province, quarterly, 53-226
 radios, households equipped, by province, 64-601
 rental and leasing establishments, total revenue, by province, 63-232
 road motor vehicle registrations, by place of residence or by place of issuance of licence, 53-219
 travel, registrations, fuel consumption, commuters, sales, 87-401

Average labour units

See also
 Labour
 employment changes, by industry, 18-501E

Aviation

See also
 Air transportation
 air carrier traffic at Canadian airports, 51-005
 air carriers, airports and air traffic statistics, 51-004
 ancillary administrative bodies, 51-501E
 bilateral and international agreements, 51-501E
 fuel, turbo, supply, sales and disposition, by province, 45-004
 historical and statistical overview, Canada, 51-501E

B

Bachelor's and first professional degree

See
 Undergraduate degree

Backing laminates

See also
 Veneer and plywood
 factory shipments, 47-005

Bags

See also
 Containers
 Luggage, purses and handbags
 packaging, consumption by manufacturing industries, by industry, 31-212
 paper, industries
 annual census of manufacturers, 36-250
 principal statistics, employment, inventories, 36-250B
 plastic
 industries
 annual census of manufacturers, 33-250
 principal statistics, employment, inventories, 33-250B
 manufactured from resin, shipments, 47-007

Bakery products

See also
 Flour
 Food
 Grains
 biscuit production, 32-026
 industries
 annual census of manufacturers, 32-250

principal statistics, employment, inventories, 32-250B

Balance of payments

See also
 Foreign investments
 International trade
 National accounts
 bilateral accounts
 current and capital accounts, merchandise trade, foreign investments, 67-001
 current and capital accounts, 67-001P
 merchandise trade, international transactions, historical statistics, 1926-1990, 67-508
 guide to the income and expenditure accounts, 13-603E no. 1
 historical data, 11-210, 67-508
 international trade
 in services, 1969-1984, 67-510
 monthly summary, 65-001
 international travellers and travel accounts, 66-201
 recent data, 11-010
 service industries, 67-203
 system of national accounts, user guide, 13-589E
 technology, 88-202, 88-502E

Balance sheets, 13-214

See also
 Capital
 Debt
 Finance
 National accounts
 National balance sheets
 broadcasting, by province, 56-204
 cable television, 56-205
 construction
 non-residential, general contractors and developers, 64-207
 residential, general contractors and developers, 64-208
 corporations, selected industries and related sectors, quarterly, 61-003, 61-008
 credit unions, financial statistics, 61-209
 electrical contractors, 64-205
 federal government finance, 68-211
 gas utilities, by region, 57-205
 guide to the income and expenditure accounts, 13-603E no. 1
 heavy engineering contractors, 64-209
 highway construction contractors, 64-206
 labour unions, 71-202
 local government finance, 68-204
 mechanical contractors, 64-204
 national, guide, 13-585E
 provincial government finance, 68-209
 special trade contractors, 64-210
 statistics
 for all industries, 61-207
 for all government corporations, 61-207
 system of national accounts, user guide, 13-589E

Bankruptcies

historical data, 11-210
 recent data, 11-010

Banks

See also
 Credit unions
 Financial institutions
 Money income

banking, historical data, 11-516E
 financial flows, recent quarterly data, 13-014, 13-214
 financial statistics, quarterly, 61-006
 national balance sheets, 13-214

Barber shops

See also

Personal service industry

number of businesses, total revenue, by province, by revenue
 size, revenue by source, client base, expenses,
 part-time/full-time employment, 63-233

Barley

See also

Grains

area seeded, by census division, maps, p. 178
 supply and disposition, marketing exports, 22-007

Bathroom vanities

See also

Kitchens

wooden, industries
 annual census of manufacturers, 35-250
 principal statistics, employment, inventories, 35-250B

Batteries

See also

Electrical and electronic products

electric storage, factory sales, monthly, 43-005
 industries
 annual census of manufacturers, 43-250
 principal statistics, employment, inventories, 43-250B

Beans

See also

Dry beans

Lima beans

Vegetables

canned and frozen
 green and wax
 packed annually, by region, 32-203
 stocks, by size of container, 32-238
 pack and stocks, monthly, 32-011
 production, area, farm value, by province, 22-003

Beauty shops

See also

Personal service industry

number of businesses, total revenue, by province, by revenue
 size, revenue by source, client base, expenses,
 part-time/full-time employment, 63-233

Beaver

See also

Furs

pelts, exports, 23-208

Bed springs and mattresses

industries

annual census of manufacturers, 35-251
 principal statistics, employment, inventories, 35-251B
 quarterly shipments, 35-007

Beef

See also

Cattle

Meat

frozen stocks, 23-203

imports and exports, 23-203, 65-004, 65-007

Beer

See also

Alcoholic beverages

control and sales, imports, exports, government revenue, 63-202
 industry

annual census of manufacturers, 32-251

principal statistics, employment, inventories, 32-251B

Beet sugar

See

Sugar

Beets

See also

Vegetables

canned
 and frozen, pack and stocks, 32-240
 monthly, 32-011
 packed annually, by region, 32-023
 production, area, farm value, by province, 22-003

Beneficiaries

Canada and Quebec pension plans, 86-507

Benefits

Canada and Quebec pension plans, 86-507
 family allowances and related programs, 86-508
 old age security, guaranteed income supplement, spouse's
 allowance, 86-509
 social allowances and welfare, 86-510
 unemployment insurance, by age, sex, province, 86-506

Beverage service industries

See also

Alcoholic beverages

Cocoa

Coffee

Food

Liquor control

Tea

industrial classification, 12-501E

restaurants, caterers and taverns, receipts, by province, 63-011

Beverages

See also

Alcoholic beverages

Coffee

Tea

apple juice, stocks, by size of container, monthly, 32-011
 industries, 32-251

capacity utilization rates, quarterly, 31-003

consumption of containers and other packaging supplies,
 31-212

destination of shipments, by province, by industry, 31-530
 employment

by industry, 32-251B

- by province, by industry, 31-203
- financial statistics, quarterly, 61-008
- inventories, by industry, 32-251B
- principal statistics
 - by industry, 32-251B
 - by province, by industry, 31-203
- shipments by major group of industries, monthly data, 31-001
- stocks and shipments, by product type, monthly data, 31-001
- juices, supply and disposition
 - consumption per capita, 32-230
 - consumption per capita, data sources, conversion factors, 32-509E
- shipped by Canadian manufacturers, value and volume, 31-211
- soft drink production, monthly, 32-001
- supply and disposition
 - consumption per capita, 32-229
 - consumption per capita, data sources, conversion factors, 32-509E
- tea, coffee and cocoa, 32-025
- tomato juice, stocks, by size of container, 32-237

Bibliographies

- See
- Indexes

Bibliometrics

- scientific research papers, evaluation, 88-501E
- summary report, 88-507E

Bicycles

- See also
- Sporting goods
- households equipped, by province, 64-202, 64-601

Bilingualism

- See also
- Immersion programs
- Languages
- Mother tongue
- age groups, sex and province
 - 1981, 1986 census, 93-102
 - 1986 census, 93-103
- mother tongue, retention and transfer, by province, 1986 census, 93-153
- rates by age group, Canada and provinces, trends, 98-131
- youth, trends, 1981-1986, 98-124

Birth control

- See
- Contraception

Birthplace

- ethnic groups, by single or multiple origins, 1986 census, 93-154
- immigrant and non-immigrant population, by sex, period of immigration, province, 1986 census, 93-155
- province
 - by 1976 FED, 1986 census, 94-126
 - by 1987 FED, 1986 census, 94-134
 - by CMA and CA, 1986 census, 94-128

Births, 82-003S suppl. no. 14

- See also
- Fertility
- Population
- Vital statistics

- fertility trends in Canada, 91-524E
- intercensal annual estimates, 1981-1986, by province, 91-521
- live
 - and still, by local area, 84-542
 - infant deaths and female population among residents of CMAs, 1986, 82-003 vol. 3 no. 1 (p. 7-31)
 - to single women by age, Canada, 91-535E
- low income and unfavourable birth outcomes, by income quintile, 1986, 82-003 vol. 3 no. 1 (p. 7-31)
- population structure and dynamics, health status, life expectancy, 82-543
- postcensal annual estimates, by province, 91-210
- quarterly and annual data, by province, 91-002
- to women aged 15-49, 1941-1986, 11-008E no. 18 (p. 32-34)
- trends, 89-509
- youth, 82-545E

Biscuits

- industries
 - annual census of manufacturers, 32-250
 - principal statistics, employment, inventories, 32-250B
 - production, 32-026

Blind persons

- See also
- Disabled persons
- Social security
- and persons with a vision impairment, general and socio-economic characteristics, participation in activities, 82-615 vol. 3
- health and activity limitations survey, 82-603
- social allowances and welfare, 86-510

Blouses

- See also
- Clothing
- Women's clothing
- industries
 - annual census of manufacturers, 34-252
 - principal statistics, employment, inventories, 34-252B

Blue collar workers

- See also
- Workers
- occupational classification, 12-565E

Blueberries

- See also
- Fruits
- frozen
 - and canned, pack and stocks, monthly, 32-011
 - and fresh, pack and acquisitions, 32-234
 - packed annually, by region, 32-023
 - production estimates, by province, 22-003

Boatbuilding

- See also
- Boats
- repair, industries
 - annual census of manufacturers, 42-251
 - principal statistics, employment, inventories, 42-251B

Boats

See also

Transportation

Vessels

households equipped, by province, 64-202, 64-601
rentals, number of businesses, total revenue, by province, by revenue size, revenue by source, client base, expenses, part-time/full-time employment, 63-233

Boilers

See also

Heating equipment

residential, volume and value of shipments, 25-002

Bonds

See also

Securities

Canadian, foreign holdings, geographical distribution, sector of issuer, currency of payment, term of maturity, interest payments abroad, 1978 to 1990, 11-010 vol. 4 no. 6 (p. 3.19-3.34)
international transactions, balance of payments, 67-001
historical statistics, 67-508
issued and retired, provincial governments, 68-209
liabilities to non-residents, 1978 to 1990, 11-010 vol. 4 no. 6 (p. 3.19-3.34)
transactions with non residents, 67-002

Bookbinding

See also

Printing and publishing

industries
annual census of manufacturers, 36-251
principal statistics, employment, inventories, 36-251B

Books

See also

Printing and publishing

Reading

arts and culture, statistical profile, 87-527
campus book store sales, by province, 63-219
in public libraries, stock, language, circulation, 87-205, 87-205S
publishers, sales, **87-210**
publishing and printing industries
annual census of manufacturers, 36-251
principal statistics, employment, inventories, 36-251B
synopsis, 87-001, 87-004

Bookstores

See also

Books

Stores

campus, sales, chronological and principal statistics, by province, by commodity, 63-219

Boots

See

Footwear

Botanical gardens

See also

Tourism

revenue, expenses, employment, visitors, by province, by governing authorities, 87-207

Bottles

See also

Containers

glass, plastic, consumption by manufacturing industries, by industry, 31-212
plastic
blow-moulded, production and shipments, by type, by use, quarterly, 47-006
production, quantity and value of materials used, by type of resin, quarterly, 47-006

Bowling

See also

Recreation

number of businesses, total revenue, by province, by revenue size, revenue by source, client base, expenses, part-time/full-time employment, 63-233

Boxes

See also

Containers

Paper products

Wood

consumption by manufacturing industries, by industry, 31-212
corrugated
industries
annual census of manufacturers, **36-250**
principal statistics, employment, inventories, **36-250B**
shipments, by province and destination, 36-004
wooden, industries
annual census of manufacturers, 35-250
principal statistics, employment, inventories, 35-250B
wrappers, corrugated, shipments by province of destination, 36-004

Brantford

CT, 1986 census

dwellings, by period of construction, heating fuel, 95-102
family income, by income group, 95-102
household income, by income group, 95-102
households, tenant, owner, rent and payments, 95-102
income, by sex, income composition, income group, 95-102
population, by home, official languages, ethnic origin, citizenship, place of birth, immigrants, by period and age at immigration, mobility status, education, labour force activity by industry division and major occupation group, sex, class of worker, **95-102**
population, dwellings, households, census and economic family characteristics, **95-101**

Bread

industries

annual census of manufacturers, **32-250**
principal statistics, employment, inventories, 32-250B

Breaking and entering

See also

Crimes

crimes, police reported, by province, 85-205
residence
rates, 85-002 vol. 10 no. 9, vol. 11 no. 9

selected characteristics, 85-002 vol. 10 no. 10

Brewery

See also

Alcoholic beverages
Beer

industry

annual census of manufacturers, 32-251

financial statistics, quarterly, 61-003

preliminary data, 61-003P

Bridges

See also

Highways

contractors, establishments, output, labour, revenue and expenditure, by province, 64-206

British Columbia

See also

Provinces

CDs, CSDs, CMAs, CAs, urban areas, population, 1981, 1986, urban, rural, national and provincial ranks, decreasing order, dwellings, land area, population density, 1986 census, 92-118
EAs, 1981 and 1986 equivalents, by 1981, 1986 codes, 1986 census, 99-127

accommodation service industry, total revenue, 63-204

adult correctional services, expenses, inmates, 85-211

agriculture, 1986 census, farms and farm operators, crops, livestock, poultry, irrigation, machinery and equipment, by agricultural region and census division, 1971 to 1986 census, 96-112

atlas of cancer mortality, by sex, 82-565

building permits, annual summary, 64-203
monthly, 64-001

business services, total revenue, by service, 63-232

capital and repair expenditures, revised intentions, 61-206

cardiovascular diseases, mortality rates, 82-544

census families

husband-wife families and lone-parent families, 91-529

postcensal estimates, 91-204

income, by income group, by province, 1986 census, 93-117

civil courts, 85-509

community colleges

related institutions, enrolment and graduates, 81-222

vocational schools, educational staff, 81-524

courts, 85-511E

crimes, police reported, by offence, 85-205

criminal injuries, compensation, 86-502

destination of shipments, by province, by industry, 31-530

disabled persons residing in households, demography, lifestyle, labour force participation, education, health, by subprovincial areas and metropolitan areas, 82-612

dwellings and households, 1986 census, 93-104, 93-105

earnings

1986 census, 93-115

by detailed occupation, sex, activity, 1981, 1986 census, 93-116

economic accounts

annual data, 1961-1986, 13-213S

annual estimates, 13-213

preliminary estimates, 13-213P

economic families, income, by income group, by province, 1986 census, 93-118

education

enrolment, expenditures, by type of institution, 81-220

financial statistics, all levels and by level of education, 81-208

electric power, capacity and loads, imports, exports, 57-204

elementary and secondary schools, enrolment, 81-210

energy supply and demand, by type, by sector, 57-003

ethnic groups, by single, multiple origins, 1986 census, 93-154

ethnic origins, immigration and citizenship, 1986 census, 93-109

expenditures on culture, by function, 87-206

families, 1986 census, 93-106, 93-107

federal expenditures on science and technology, 88-204

federal government, scientific and technological establishments, directory, 88-206

government

enterprises, financial statistics, 61-204

finances, revenue and expenditures, 68-207

gross domestic product, by industry, 15-203

historical economic data, 11-210

hospital directory by municipality, 82-003S suppl. no. 6

households, income, by income group, 1986 census, 93-119

housing starts and completions, 64-002

immigrants and non-immigrants, 1986 census, 93-155

impaired driving, by type of offence and persons charged, 1990, 85-002 vol. 11 no. 13

income, individuals, 1986 census, 93-114

international travellers entering the province, 66-001, 66-001P

juvenile courts, 85-522

labour force

activity, 1986 census, 93-111

annual averages, 1981-1988, 71-529

by sex

by detailed industry (1970 classification), 1971, 1981, 1986 censuses, 93-152

by industry division, 1951 to 1986 censuses, 93-152

detailed industry, 1986 census, 93-113

detailed occupation, 1986 census, 93-112

monthly estimates, 71-001

survey, by economic regions, 71-535 no. 5

languages, mother tongue, bilingualism, by age group, sex, 1986 census, 93-103

legal aid, services and expenditure, 85-216

leisure and personal service industries, 63-233

life tables, by sex, 82-003S suppl. no. 13, 84-532

longevity and historic life tables, 89-506

manufacturing industries, principal statistics, 31-203

maps, census divisions and subdivisions, 1986 census, 99-115

men, labour market activity survey, 71-206

minority and second language education, elementary and secondary levels, 81-257

mobility and interprovincial migration, 1986 census, 93-108

mother tongue

by age group, sex, 1981, 1986 census, 93-102

retention and transfer, 93-153

nurses, employment, education, demography, 82-003S suppl. no. 22, 83-226

occupational mortality, by cause, 84-544

occupations

by sex and detailed occupation, 1986 census, 93-157

older workers, labour market activity survey, 71-208

place names, reference list, by classification code, by province, population, 1986 census, 92-123

police services and officers, federal, provincial and municipal levels, 85-523

population

age-sex distribution, intercensal annual estimates, 1981-1986, 91-518

by age, sex and marital status distribution, by single years,

- age group, by province, 1986 census, 93-101
- demographic statistics, postcensal annual estimates, 91-210
- detailed characteristics, home and official languages, ethnic origin, citizenship, birthplace, immigrants, mobility, education, occupations, income, by CD and CSD, 1986 census, 94-120
- dwellings
 - tenure and type, by CD and CSD, 1986 census, 94-119
 - period of construction, heating system and fuel, 1986 census, 94-120
- marital status, age-sex distribution, sex ratio, intercensal annual estimates, 1981-1986, 91-519
- projections, 1989-2011, fertility, life expectancy, sex ratio, age-sex distribution, population growth, 91-520
- quarterly and annual demographic statistics, interprovincial migration, 91-002
- selected characteristics, density, age-sex distribution, marital status, mother tongue, census and economic families, by CD and CSD, 1986 census, 94-119
- private and public investments, intentions, 61-205
- production, export and domestic shipments, stocks of hardwood and softwood lumber, 35-003
- recent economic data, 11-010
- reference list
 - EAs, by CSD, CD, 1986 census, 99-120
 - EAs, by CSD, CD, PCT, 1986 census, 99-125
- research and development expenditures, by activity sector, 88-001
- retail trade
 - chain and independent stores, 63-005
 - estimated commodity sales, commodity by trade group, 1989, 63-541
 - sales and receipts, number of locations, by type, 63-223
- schooling level, by detailed field of study, 1986 census, 93-110
- television viewing time and distribution by origin and type of programme and origin of station, 87-208
- universities
 - revenue and expenditures, trends, 81-260
 - tuition, additional fees and living accommodation costs, by institution, 81-219
- value of construction work purchased, new and repair, by type of structure, 64-201
- women, labour market activity survey, 71-205
- workers compensation boards, 86-501
- youth, labour market activity survey, 71-207

Broadcasting

See also

- Arts
- Communications
- Radios
- Telecommunications
- Television

- arts and culture, statistical profile, 87-527
- economic impact, 87-532
- financial statistics, quarterly, 61-008
- municipal, provincial and federal expenditures
 - by province, 87-206
 - overview, 87-517
- radio and television, 56-001
- revenue, expenses, 56-204

Broccoli

See also

- Vegetables

- canned and frozen, pack and stocks, 32-240
 - monthly, 32-011
- frozen, packed annually, by region, 32-023
- production, area, farm value, by province, 22-003

Brokers

- wholesale trade, number of establishments, sales, principal statistics, by type of business, 63-226

Brooms, brushes and clothes fasteners

industries

- annual census of manufacturers, **47-250**
- principal statistics, employment, inventories, 47-250B

Brushes

See

- Brooms, brushes and clothes fasteners

Brussels sprouts

See also

- Vegetables

- canned and frozen, pack and stocks, 32-240
 - monthly, 32-011
- frozen, packed annually, by region, 32-023
- production, area, farm value, by province, 22-003

Building board

See also

- Particleboard
- Pulp and paper

industries

- annual census of manufacturers, 36-250
- principal statistics, employment, inventories, 36-250B
- rigid insulating board, wood fibre, 36-002

Building construction

See also

- Prefabricated buildings

- value, by type of structure, new, repair, by industry sector, by province, 64-201

Building permits

See also

- Construction
- Licenses and permits

- indexes, 64-001
- value, number, residential and non-residential, by municipality, metropolitan area, economic region and province
 - annual summary, **64-203**
 - monthly, **64-001**

Building services

- rental and leasing establishments, total revenue, by province, 63-232

Buses

See also

- Motor vehicles
- Urban transit

bus bodies, industries

- annual census of manufacturers, 42-251
- principal statistics, employment, inventories, 42-251B
- intercity, industries and establishments, operating and income accounts, employment, traffic statistics, 53-215

road motor vehicle registrations, by place of residence or by place of issuance of licence, 53-219
 school, industries and establishments, operating and income accounts, employment, traffic statistics, by province, 53-215
 urban, suburban, intercity, rural, passenger, operations, 53-003

Business

See also
 Corporations
 Investments
 Printing and publishing

cycles, price level measurements, 62-602
 enterprises
 aggregate productivity measures, historical data, 15-204
 annual report, 11-201
 federal government, employment and remuneration, by province or territory, 72-209
 government aid, 11-402E
 income and expenditures
 annual estimates, 1926-1986, 13-531
 quarterly estimates, 1947-1986, 13-533
 provincial and territorial governments, employment and remuneration, 72-209
 small, distribution by industry group and revenue bracket, 61-231
 training and development for employees and non-employees, 81-574E
 forms, printing industries
 annual census of manufacturers, 36-251
 principal statistics, employment, inventories, 36-251B
 investments
 income and expenditures
 annual estimates, 1926-1986, 13-531
 quarterly estimates, 1947-1986, 13-533
 machinery and equipment, national accounts, 13-001
 machines, industries
 annual census of manufacturers, 43-250
 principal statistics, employment, inventories, 43-250B
 register, questionnaires on microfiche, 12-205M
 index, 12-205S
 sector, provincial government enterprises, financial statistics, 61-204

Business services

See also
 Computers

industries
 industrial classification, 12-501E
 labour force, by age group, sex, class of worker, weeks worked in 1985, by industry, by province, 1986 census, 93-113
 number of employees, salaries and wages, by industry, by province, monthly, 72-002
 international trade
 balance of payments, 67-203
 by category, area, affiliation, country of control, industry, province of head office, 1969-1984, 67-510
 labour force
 CMAs, 1981, 1986 census, 93-156
 by sex
 by detailed industry, (1970 classification), by province, 1971, 1981, 1986 censuses, 93-152
 by industry division, by province, 1951 to 1986 censuses, 93-152
 revenue

by service industry, 63-015
 expenses, client base, employment, by service, 63-232

Butane

See also
 Liquefied petroleum gas

butane mixes, supply, sales and disposition, by province, 45-004
 supply of processing plant, by month, by province, 26-006

Butter

See also
 Dairy products
 Oils and fats

butterfat, production by province, monthly, 23-001
 consumption, average annual, 1967-1988, 11-008E no. 19 (p. 2-5)
 stocks, by province, 32-217

C

Cabbages

See also
 Vegetables

production, area, farm value, by province, 22-003

Cabinets

See also
 Furniture and fixtures

wooden, industries
 annual census of manufacturers, 35-250
 principal statistics, employment, inventories, 35-250B

Cable television

See also
 Television

operating and financial statements, 56-205

Cadmium

See also
 Mines
 Mining

mineral production, by province, 26-202

Calgary

CT, 1986 census
 dwellings, by period of construction, heating fuel, 95-104
 family income, by income group, 95-104
 household income, by income group, 95-104
 households, tenant, owner, rent and payments, 95-104
 income, by sex, income composition, income group, 95-104
 population, by home, official languages, ethnic origin, citizenship, place of birth, immigrants, by period and age at immigration, mobility status, education, labour force activity by industry division and major occupation group, sex, class of worker, 95-104
 population, dwellings, households, census and economic family characteristics, 95-103
 atlas, demography, education, ethnic origin, lone-parent families, dwellings, employment, income, 1986 census, 98-110
 map, CMA, 1986 census, 99-116
 population, CMAs

by age, age group, sex, marital status, mother tongue, 1986 census, 93-156
 by ethnic origin, home and official languages, by sex, 1986 census, 93-156
 census families, by number of children, by family structure, 1986 census, 93-156
 immigrants, by place of birth, sex and period of immigration, 1986 census, 93-156
 in private households, by economic family status, 1986 census, 93-156
 labour force, by education, occupation, industry group, income group, work activity, 1986 census, 93-156

CALURA

corporations, 61-210
 labour unions, 71-202

Campgrounds

See also
 Recreation

attendance, by province, 87-401

Camping equipment

households equipped, by province, 64-202, 64-601

Campus bookstores

See also
 Books
 Stores

sales, chronological and principal statistics, by province, by commodity, 63-219

Canada

competitiveness, international, 75-001E vol. 2 no. 2 (p. 9-18)
 historical data, 11-516E
 investments abroad, 67-202
 overview, 11-403E
 statistical profile, 11-511E
 yearbook, 11-402E

Canada Council, 11-402E

Canada/England and Wales

farm account comparison, 21-602E no. 4

Canada Pension Plan

See also
 Pensions
 Retirement
 Social security

elderly, percentage receiving benefits, by sex and by age, 1977 and 1988, 11-008E no. 22 (p. 16-20)
 general perspective, 74-401
 revenue and expenditures, contributors and beneficiaries, 86-507

Canada/United States

air traffic, passenger origin and destination, 51-205
 balance of payments, bilateral accounts, 67-001
 bilateral accounts, 67-001P
 exports, by province of origin, by U.S. state and mode of transport, 65-202
 farm account comparison, 21-602E no. 4
 household expenditures, comparison, 75-001E vol. 2 no. 3 (p. 9-22)

industrial classification, concordance tables, 12-574E
 international trade, by region, 65-503
 international travellers, by mode of transport, 66-001P
 migration, demographic, social, labour force, employment and income characteristics, 91-530E
 overview comparison, 11-511E
 trucking industry, 53-222
 wealth distribution, comparison, 75-001E vol. 2 no. 1 (p. 29-41)

Canadian Broadcasting Corporation

See also
 Broadcasting
 Radio
 Television

revenue, expenses, production, 56-001

Cancer

See also
 Diseases

atlas of cancer mortality, British Columbia, by sex, 82-565
 new primary sites, by sex and age group, by province, 82-003S suppl. no. 8
 occupational mortality, British Columbia, 84-544

Cane and beet sugar

See
 Sugar

Cannabis

See also
 Drugs

marihuana, hashish, traffickers investigated, offences, 85-002 vol. 10 no. 4
 possession offences, 85-002 vol. 10 no. 11
 supply and seizures, 85-002 vol. 10 no. 6

Canned food

See also
 Food

apples and apple products, stocks by size of container, 32-241
 fruits
 and vegetables
 industry, by region, 32-023
 stocks, by size of container, monthly, 32-011
 pack and acquisitions, 32-234
 stocks, by size of container
 asparagus, 32-233
 beets, 32-240
 broccoli, 32-240
 brussels sprouts, 32-240
 carrots, 32-239
 cauliflower, 32-240
 corn, 32-236
 green and wax beans, 32-238
 lima beans, 32-240
 mushrooms, 32-240
 peas, 32-235
 pumpkin, 32-240
 squash, 32-240
 vegetables, mixed, 32-240
 supply and disposition
 consumption per capita, 32-230
 consumption per capita, data sources, conversion factors, 32-509E

tomatoes and tomato products, stocks by size of container,
32-237

Canola

See also
Oilseeds
area seeded, by census division, maps, p. 178
production, crushings, exports of oil and meal, 21-601E no. 4
supply and disposition, marketing exports, 22-007

Cans

consumption by manufacturing industries, by industry, 31-212

CANSIM

directory to microdata, 11-514E
minibase series directory, 12-569E

Canvas

See also
Textile products

industries
annual census of manufacturers, 34-251
principal statistics, employment, inventories, 34-251B

Capacity utilization rates

manufacturing industries, quarterly, 31-003

Capital

See also
Balance sheets
Finance
Investments
Machinery and equipment
Wealth

accounts, balance of payments, 67-001P
assets, liabilities, transactions with non-residents, historical
statistics, 67-508
and repair expenditures, manufacturing industries, intentions,
61-214
expenditures
by sectors, revised intentions, 61-206
construction price index, quarterly, 62-007
homeowner repair and renovation expenditures, by province,
62-201
on plants and equipment
by industry, price indexes, 13-211
goods-producing and service industries, by industry, price
indexes, historical data, 1936-1983, 13-568
private and public, intentions, by region, by province, 61-205
farms, 21-603E
flows and stocks, non-residential, goods-producing and service
industries, by industry, 13-211
historical data, 1936-1983, 13-568
markets, stock price indexes, yields, 67-002
stocks, historical data, 11-516E
trusteed pensions funds, rates of returns, nominal and real, by
sector, 75-001E vol. 2 no. 1 (p. 42-51)

Cardiovascular diseases, 82-544

See also
Diseases

Cargo

air, at top 30 Canadian airports, 51-004
air carrier traffic, by airport, 51-005
marine transport, load handled, shipments, 50-002

shipping, tonnage handled, by port, commodity, destination,
54-205

Carloadings

railway freight, by commodity, 52-001

Carpets, mats and rugs

industries
annual census of manufacturers, 34-251
principal statistics, employment, inventories, 34-251B

Carriers

See also
Air carriers
Cargo
Freight
Transportation

charters, international
and domestic, passengers, seats available, load ratios, by
country of origin and destination, 51-207
cargo, by country of origin and destination, 51-207
intercity and rural passenger bus operations, 53-003
railway
freight and traffic, 52-216
operating statistics, 52-003
shipping, domestic and international, by area of domicile, 54-205
trucking industry, 53-222
water and surface, 50-002

Carrots

See also
Vegetables

canned and frozen
pack and stocks, 32-239
monthly, 32-011
packed annually, by region, 32-023
production, area, farm value, by province, 22-003

Cars

See
Automobiles

Cassette recorders

See also
Music
Sound recording

households equipped, by province, 64-202

Casting and extruding

See also
Metals

industries
annual census of manufacturers, 41-250
principal statistics, employment, inventories, 41-250B

Casualty insurers

financial statistics, quarterly, 61-006

Caterers

See also
Food
Restaurants

receipts, by province, monthly, 63-011

Cattle

See also

Livestock

Meat

calves, number on farms, 1986 census, 1971 to 1986 census data, Canada, by type, by province, 96-102
for each province, by type, agricultural region and census division, 96-103 to 96-112

feed, shipments, by province of origin, 32-004

number on farms

by census division, maps, p. 178

by province, bi-annually, 23-008

farm values, prices, slaughter and exports, 23-203
on farms, 21-522E

Cauliflower

See also

Vegetables

canned and frozen, pack and stocks, 32-240
monthly, 32-011

frozen, packed annually, by region, 32-023

production, area, farm value, by province, 22-003

Causes of death

by age and sex, province

detailed category, 82-003S suppl. no. 11

summary list, 82-003S suppl. no. 12

elderly, by age group and sex, 89-519

leading, by age group, 82-003S vol. 1 no. 1

tuberculosis, 1960-1988, 82-003S suppl. no. 10

Celery

See also

Vegetables

production, area, farm value, by province, 22-003

Cement

industries

annual census of manufacturers, 44-250

principal statistics, employment, inventories, 44-250B

production, shipments, sales and stock, 44-001

Census

1871, 1881 and 1981-1991, 75-001E vol. 3 no. 2 (p. 8-16)

1986

general review, 99-137E

labour force survey, by province and economic region, 71-535 no. 5

products and services

final edition, 99-103E

preliminary edition, 99-102E

agriculture, 1986 user guide, 96-101

census handbook, 99-136E

data index by municipality, 11-515

dictionary, 1986, 99-101

directory to microdata, 11-514E

food industry manufacturers, 32-250

historical catalogue, 11-512E

historical statistics, 11-516E

history, geography, survey questions, variables, products and services, methodology, 1986 census, 99-104E

maps, p. 176-178

sampling and weighting, 1986 user guide, 99-136E

Census agglomerations

See also

Geostatistical areas

Urban areas

comparison, 1981, 1986 census, 99-106E

geographical classification, 12-571 to 12-573

geostatistical units, 1981, 1986 comparison, 99-105E

index to data, 11-515

maps, p. 176

1986 census, 99-116

market research handbook, 63-224

population

1981 and population rank, national, provincial, 1986 census, 92-104

1981-1986, urban and rural areas, national and provincial ranks, decreasing order, land area, population density, 1986 census, by province, 92-109 to 92-120

and dwellings, selected characteristics

by province, 1986 census, 94-127

Canada and provinces, 1986 census, 94-129

by age group and sex, marital status, mother tongue,

dwellings, households, census family, economic family

characteristics, 1986 census, 95-101 to 95-173 (odd)

by CTs, 1981, 1986, land area, density, 1986 census,

95-101 to 95-173 (odd)

principal statistics, by major group of industries and by industry, 31-209

reference list of EAs by CSD, PCT, 1986 census, 99-126

Census divisions

See also

Geostatistical areas

births, by age of mother, 82-003S suppl. no. 14

comparison, 1981, 1986 census, 99-106E

geographical classification, 12-571 to 12-573

maps, p. 176, 177

1986 census, 99-115

population

1981-1986, urban and rural areas, national and provincial ranks, decreasing order, land area, population density, 1986 census, by province, 92-109 to 92-120

and dwelling characteristics, by CD and CSD, for each

province and territory, 1986 census, 94-101 to 94-124

and population rank, by province, 1986 census, 92-101

change, 1981-1986, population density and distribution,

maps, p. 178

intercensal annual estimates, 1981-1986, by province, 91-521

postcensal and intercensal estimates, 91-528E

postcensal annual estimates

component method, by province, 91-212

regression method, by province, 91-211

principal statistics, by major group of industries, 31-209

reference list of EAs, by CSD, CD, 1986 census, by province

Atlantic provinces, 99-117

Ontario, 99-119

Quebec, 99-118

western provinces and territories, 99-120

reference list of EAs, by CSD, CD, PCT, 1986 census, by province

Atlantic provinces, 99-122

Ontario, 99-124

Quebec, 99-123

western provinces and the territories, 99-125

vital statistics, 84-542

Census families*See also***Families**

CAs and CTs, 1986 census, 95-101 to 95-173 (odd)

CMAs, by family structure, income group, by number of children, 1986 census, 93-156

annual intercensal estimates, 1981 to 1986, size, structure, children, by province, 91-529

distribution, by size and structure, lone-parent families, by CD and CSD, for each province and territory, 1986 census, 94-101 to 94-124

family structure, 98-127

income

CAs and CTs, by income group, 1986 census, 95-102 to 95-174 (even)

by family structure

income groups, source, schooling level, period of immigration and work activity of husband/parent, by province, 1986 census, 93-117

trends, 98-128

deciles, selected characteristics, 13-588 no. 4

distribution, 13-208

from government transfer payments, 75-001E vol. 2 no. 3 (p. 50-60)

size and structure

by province, postcensal estimates, 91-204

lone-parent, households

by 1976 FED, 1986 census, 94-125

by 1987 FED, 94-133

by CMA and CA, 1986 census, 94-127

Canada and provinces, urban areas by size, farm and non-farm rural areas, CA and CMA, 1986 census, 94-129

status, disabled persons residing in households, Canada, provinces and territories, 82-602

structure and type, labour force activity, occupation, schooling level and mobility status of heads, income, tenure, type and age of dwelling, number and age group of children at home, by province, 1986 census, 93-107

structure, by province

by 1976 FED, 1986 census, 94-126

by 1987 FED, 94-134

by CMA and CA, 1986 census, 94-128

type, age of head and number of children at home, Canada, 91-535E

Census metropolitan areas*See also***Geostatistical areas****Urban areas**

CDs and CMAs, postcensal estimates, component method, 91-212

atlas, demography, education, ethnic origin, lone-parent families, dwellings, employment, income, 1986 census

Calgary, 98-110

Edmonton, 98-111

Halifax, 98-102

Hamilton, 98-107

Montreal, 98-104

Ottawa-Hull, 98-105

Quebec city, 98-103

Regina, 98-109

St. John's, 98-101

Toronto, 98-106

Vancouver, 98-112

Winnipeg, 98-108

birth outcomes, low income and infant mortality, 1986, 82-003 vol. 3 no. 1 (p. 7-31)

comparison, 1981, 1986 census, 99-106E

domestic travels, origin and destination, numbers, 87-504

geographical classification, 12-571 to 12-573

geostatistical units, 1981, 1986 comparison, 99-105E

homicide rates

1989, 85-002 vol. 10 no. 14

1990, 85-002 vol. 11 no. 15

housing affordability, households, 98-130

index to data, 11-515

inner city, population, demography, households and families,

ethnicity, socio-economic characteristics, trends, 98-123

low income, birth outcomes and infant mortality, 1986, 82-003 vol. 3 no. 1 (p. 7-31)

maps, p. 176

1986 census, 99-116

population

1981-1986, national and provincial ranks, decreasing order, dwellings, land area, population density, 1986 census, by province, 92-109 to 92-118

1981 and 1986 censuses, 98-120

1981 and population rank, national, provincial, 1986 census, 92-104

and dwellings, detailed characteristics, by province, 1986 census, 94-128

and dwellings, selected characteristics

by province, 1986 census, 94-127

Canada and provinces, 1986 census, 94-129

intercensal annual estimates, 1981-1986, by province, 91-521

postcensal and intercensal estimates, 91-528E

postcensal annual estimates, regression method, 91-211

principal statistics, by major group of industries, and by industry, 31-209

public libraries, 87-205, 87-205S

reference list

EAs, by Census tracts, 1986 census, 99-121

EAs, by CSD, PCT, 1986 census, 99-126

urban population growth rates, 11-008E no. 21 (p. 23-27)

Census subdivisions*See also***Geostatistical areas**

comparison, 1981, 1986 census, 99-106E

geographical classification, 12-571 to 12-573

place names, reference list, population, by classification code,

by province, 1986 census, 92-121 to 92-123

index to data, 11-515

maps, p. 176, 177

1986 census, 99-115

population

1981-1986, urban and rural areas, national and provincial ranks, decreasing order, land area, population density, 1986 census, by province, 92-109 to 92-120

1986 census, 92-102, 98-120

and dwelling characteristics, by CD and CSD, for each province and territory, 1986 census, 94-101 to 94-124 and population rank, by province, 1986 census, 92-101

reference list

EAs, by CMA, PCT, 1986 census, 99-126

EAs, by CSD, CD, 1986 census, by province

Atlantic provinces, 99-117

Ontario, 99-119

Quebec, 99-118

- western provinces and territories, 99-120
- EAs, by CSD, CD, PCT, 1986 census, by province
 - Atlantic provinces, 99-122
 - Ontario, 99-124
 - Quebec, 99-123
- western provinces and the territories, 99-125
- EAs, by CTs, 1986 census, 99-121

Census tracts

- comparison, 1981, 1986 census, 99-106E
- maps, p. 176, 177
- reference list
 - each CMA, CA, 1986 census, 99-121
- EAs, by CMA, CSD, 1986 census, 99-126
- EAs, by CSD, CD, PCT, 1986 census, by province
 - Atlantic provinces, 99-122
 - Ontario, 99-124
 - Quebec, 99-123
- western provinces and the territories, 99-125

Cereals

- See also
- Grains
- industries
 - annual census of manufacturers, 32-250
 - principal statistics, employment, inventories, 32-250B
- supply and disposition, consumption per capita, data sources, conversion factors, 32-509E

Certificates

- See
- Diplomas and certificates

Chain stores

- See also
- Stores
- sales
 - by kind of business, by province and selected metropolitan area, 63-005
 - historical and principal statistics, by kind of business, 63-210

Charges

- See also
- Crimes
- youth, by age and sex, by province, 85-522

Charter of rights, 85-509

Cheese

- See also
- Dairy products
- processed, production and month-end inventories, 32-024
- production, stocks and sales, monthly, by province, 23-001
- stocks, by province, 32-217

Chemicals and chemical products

- See also
- Fertilizers
- Pesticides
- Plastic products
- fertilizer materials, shipments and nutrient contents, imports, exports, by province, 46-504
- industrial inorganic chemicals

- annual census of manufacturers, 46-250
- principal statistics, employment, inventories, 46-250B
- industrial organic chemicals
 - annual census of manufacturers, 46-250
 - principal statistics, employment, inventories, 46-250B
- industrial production, 46-002
- industries
 - annual census of manufacturers, 46-250
 - definitions and classification index, 12-570E
 - financial statistics, quarterly, 61-003, 61-008
 - preliminary data, 61-003P
 - plants
 - price indexes, quarterly, 62-007
 - principal statistics, employment, inventories, 46-250B
 - shipments by major group of industries, monthly data, 31-001
 - stocks and shipments, by product type, monthly data, 31-001
- international trade, 65-503

Cherries

- See also
- Fruits

- canned and frozen, pack and stocks, monthly, 32-011
- processed, annually, by region, 32-023
- production estimates, by province, 22-003
- sour, fresh and frozen, pack and acquisitions, 32-234

Chewing gum

- industries
 - annual census of manufacturers, 32-250
 - principal statistics, employment, inventories, 32-250B

Chickens

- See also
- Eggs
- Poultry

- production, disposition and farm value, by province, 23-202

Chicoutimi-Jonquière

- CT, 1986 census
 - dwelling, by period of construction, heating fuel, 95-106
 - family income, by income group, 95-106
 - household income, by income group, 95-106
 - households, tenant, owner, rent and payments, 95-106
 - income, by sex, income composition, income group, 95-106
 - population, by home, official languages, ethnic origin, citizenship, place of birth, immigrants, by period and age at immigration, mobility status, education, labour force activity by industry division and major occupation group, sex, class of worker, 95-106
 - population, dwelling, households, census and economic family characteristics, 95-105
- map, CMA, 1986 census, 99-116
- population, CMAs
 - age, age group, sex, marital status, mother tongue, 1986 census, 93-156
 - census families, by number of children, by family structure, 1986 census, 93-156
 - ethnic origin, home and official languages, by sex, 1986 census, 93-156
 - immigrants, by place of birth, sex and period of immigration, 1986 census, 93-156
 - labour force, by education, occupation, industry group, income group, work activity, 1986 census, 93-156
 - private households, by economic family status, 1986 census, 93-156

Child care

- arrangements, 71-601 no. 31, 91-535E
 - working mothers, 75-001E vol. 3 no. 2 (p. 68-76)
- by level of expenditure, 62-555
- centres
 - licensed, spaces, 1973-1980, 11-008E no. 22 (p. 12-15)
 - parental expenditure, 75-001E vol. 3 no. 2 (p. 68-76)
- expenses, average annual, by type, 1978-1986, 11-008E no. 22 (p. 12-15)
- hours spent in day care centres, at a sitter or in families, 11-008E no. 22 (p. 12-15)
- proceedings of a symposium on social supports, 89-514E
- role of family resource services, needs and use patterns, improving parents' choice, 89-514E
- time spent by parents and participation rate by gender, 11-612E no. 4

Child tax credit, 86-508**Children**

- See also*
- Disabled persons
- Divorces
- Families
- Lone-parent families
- Marriage
- Unattached individuals
- a portrait, 89-520
- births, low income and unfavourable outcomes, by income quintile, 1986, 82-003 vol. 3 no. 1 (p. 7-31)
- care arrangements, 71-601 no. 31
 - by a sitter, in a day care centre or by relatives, 11-008E no. 22 (p. 12-15)
 - distribution in non-parental care, 1988, 11-008E no. 22 (p. 12-15)
- cared for by a sitter or in a day care centre, 75-001E vol. 3 no. 2 (p. 68-76)
- census families, 1986 census, 93-107
- death, rates
 - by age and sex, 1926-1986, 11-008E no. 21 (p. 7-10)
 - education, family type, 11-008E no. 21 (p. 3-5)
- decline in the number, husband-wife families, lone-parent families, 11-008E no. 18 (p. 32-34)
- disabled, distribution, by age
 - disability rates, 98-126
 - residing in households, education, transportation, accommodation and economic statistics, physical activities, Canada, provinces and territories, 82-602
- sex and province, 82-555
- whose education was affected, transportation and costs barriers, nature of disabilities, medication and assistive devices, 11-008E no. 19 (p. 18-20)
- emotionally disturbed, residential care facilities, 82-003S suppl. no. 19
 - directory, by province, 82-003S suppl. no. 7
- family, trends, 89-509
- homicides, as victims, by age group and by sex and relationship to the accused, 85-002 vol. 11 no. 8
- living in and not living in families, by age, Canada, 91-535E
- mother's labour force activity, by age group, marital status, by province, 1981, 1986 census, 93-111
- number born, single and married women, 91-524E
- population structure and dynamics, health status, life expectancy, 82-543
- television viewing time, anglophones, francophones, by province,

age groups, 87-208

Children's clothing

- See also*
- Clothing
- industries
 - annual census of manufacturers, 34-252
 - principal statistics, employment, inventories, 34-252B

Chinchilla

- See also*
- Furs
- pelts, exports, 23-208

Chips

- wood residue, receipts, monthly, by province, 25-001

Chocolate

- industries
 - annual census of manufacturers, 32-250
 - principal statistics, employment, inventories, 32-250B

Chronic care

- See*
- Special care

Churches

- See also*
- Religion
- attendance, decline, 1985-1990, 11-008E no. 22 (p. 21-24)

Cider

- See also*
- Beverages
- Fruits
- Wines
- industries
 - annual census of manufacturers, 32-251
 - principal statistics, employment, inventories, 32-251B

Cigarettes

- See*
- Tobacco

Cigars

- See*
- Tobacco

Cinemas

- See*
- Movie theatres

Cities

- See also*
- Census metropolitan areas
- Names of cities
- Urban areas
- consumer price index, inter-city comparisons and historical summary, 62-010
- family food expenditures, 62-554

Citizenship

- CAs and CTs, 1986 census, 95-102 to 95-174 (even)
- ethnic groups, by single and multiple origins, 1986 census,

93-154

- immigrant and non-immigrant population, by sex, period of immigration, province, 1986 census, 93-155
- number of persons granted Canadian citizenship, by year of immigration, by former country/continent of allegiance, 89-510
- population
 - by CD and CSD, for each province and territory, 1986 census, 94-102 to 94-124 (even)
 - by sex, period of immigration, by province, 1986 census, 93-109
- province
 - by 1976 FED, 1986 census, 94-126
 - by 1987 FED, 94-134
 - by CMA and CA, 1986 census, 94-128

Citrus fruits*See also*

Fruits

- supply and disposition
 - consumption per capita, 32-230
 - consumption per capita, data sources, conversion factors, 32-509E

Civil aviation*See also*

Aviation

- historical and statistical overview, 51-501E
- safety regulations and standards, 51-501E

Civil courts*See also*

Courts

- by province, 85-511E
- description and statistics, 85-509

Civil engineering*See also*

Engineering
Engineers

- contractors, establishments, output, labour, revenue and expenditures, by province, 64-206

Civil law

- federal and provincial legislation, 85-509

Civil service*See*

Public administration

Classification*See also*

Commodity classification
Geographical classification
Methodology

- commodities, 12-580E
- companies and enterprises, 12-570E
- consumer price index, primary classification systems, 1978, 1982, comparison, 62-606E
- diagnostic, therapeutic and surgical procedures, 82-562E
- export, 12-578E
- geographical, 12-571 to 12-573
 - place names, reference list, by classification code, by province, population, 1986 census, 92-121 to 92-123

- import-export classification codes for fruits and vegetables, 32-509E

industrial, 12-501E

- concordance between Canada and the United States, 12-574E

corporations, 61-207

- major fields of study and description of unit groups, user's guide, 1986 census, 99-130E

occupational, 12-565E

labour force, 1986 census, 93-112

- list of major, minor and unit groups, user's guide, 1986 census, 99-109E

Clay products*See also*

Construction

Mineral products

industries

- annual census of manufacturers, 44-250

principal statistics, employment, inventories, 44-250B

Cleaning compounds*See*

Soaps

Climate, 11-403E**Clocks and watches**

industries

- annual census of manufacturers, 47-250

principal statistics, employment, inventories, 47-250B

Cloth*See also*

Textile industries

industries

- annual census of manufacturers, 34-250

principal statistics, employment, inventories, 34-250B

Clothes dryers*See also*

Electrical appliances

- households equipped, by province, 64-202, 64-601
- production, sales, stocks, exports, monthly, 43-010

Clothes fasteners*See*

Brooms, brushes and clothes fasteners

Clothing*See also*

Footwear
Leather and allied products
Textile industries
Textile products
Women's clothing

- consumer price index, 62-001

expenditures

- comparison between Canadian and American households, 75-001E vol. 2 no. 3 (p. 9-22)

discretionary income families, 11-010 vol. 4 no. 3
(p. 4.1-4.14), 75-001E vol. 3 no. 1 (p. 27-36)

industries

- annual census of manufacturers, 34-252

capacity utilization rates, quarterly, 31-003
 consumption of containers and other packaging supplies,
 31-212
 destination of shipments, by province, by industry, 31-530
 employment, by province, by industry, 31-203
 financial statistics, quarterly, 61-003
 preliminary data, 61-003P
 orders, monthly data, 31-001
 principal statistics
 by province, by industry, 31-203
 employment, inventories, 34-252B
 shipments by major group of industries, monthly data, 31-001
 stocks and shipments, by product type, monthly data, 31-001
 level of expenditure, 62-555
 occupational, industries
 annual census of manufacturers, **34-252**
 principal statistics, employment, inventories, 34-252B
 retail trade
 estimated commodity sales, commodity by trade group, by
 province, 1989, 63-541
 men's, operating results, by province, 63-603

Coal

See also

Asphalt
 Energy
 Fossil fuels
 Fuel
 Mines
 Mineral products
 Mining
 Petroleum products

industries

annual census of manufacturers, **45-250**
 principal statistics, employment, inventories, 45-250B
 shipments by major group of industries, monthly data, 31-001
 stocks and shipments, by product type, monthly data, 31-001
 production
 exports, imports and disposition, monthly, by province, 45-002
 exports, supply and disposition, demand, by province **26-206**

Coarse grains

See also

Grains

in the prairie provinces, 22-007

Coated fabrics

See

Floor, tile, linoleum and coated fabric

Coated metal products

See also

Metals

industries

annual census of manufacturers, 41-251
 principal statistics, employment, inventories, 41-251B

Coats

See also

Clothing

industry

annual census of manufacturers, 34-252
 principal statistics, employment, inventories, 34-252B

Cocaine

See also

Drugs

possession offences, 85-002 vol. 10 no. 11
 supply and seizures, 85-002 vol. 10 no. 6
 traffickers investigated, offences, 85-002 vol. 10 no. 4

Cocoa

See also

Beverages
 Chocolate

production and stocks, 32-025

Coffee

See also

Beverages

industries

annual census of manufacturers, 32-250
 principal statistics, employment, inventories, 32-250B
 production and stocks, 32-025

Coffins

See also

Funerals
 Personal service industry
 Wood

industry

annual census of manufacturers, **35-250**
 principal statistics, employment, inventories, 35-250B

Coke

See also

Fuel
 Petroleum products

plants, supply and disposition, monthly, 45-002
 production, consumption and stocks, **26-206**
 supply, sales and disposition, by province, 45-004

Colleges

See also

Education
 Employment
 Postsecondary education
 Students
 Vocational training

teachers, salaries and salary scales of full-time staff, by
 institution, 81-258, 81-258P, 81-258S

Commerce

See also

Corporations
 Industries
 International trade
 Interprovincial trade
 Money income
 Small business
 Wholesale trade

CANSIM, minibase series directory, 12-569E
 directory to microdata, 11-514E
 historical catalogue, 11-512E

Commercial services

See also

Printing and publishing

capital and repair expenditures, revised intentions, 61-206
industries

annual census of manufacturers, 36-251

principal statistics, employment, inventories, 36-251B

private and public investments, intentions, by province, 61-205

Commercialization

inventions by individual inventors, Canadian, 88-510

Commodity classification, 12-580E

See also

Classification

Harmonized System

Import-export classification codes

export commodity codes, 12-578

export-import, index, 12-579E

Commodity groups

direct selling, 63-218

Common-law marriages

See also

Marriages

census users guide, 99-113E

income taxes and government transfer payments, financial
impact, 11-008E no. 21 (p. 16-20)

number of partners, by age groups and sex, Canada, 91-535E

trends, 89-509

Communication equipment

See also

Communications

Electrical and electronic products

Telecommunications

domestic, households equipped, by province, 64-202

industries

annual census of manufacturers, 43-250

principal statistics, employment, inventories, 43-250B

Communication industries

definitions and classification index, 12-570E

financial statistics, quarterly, 61-003

preliminary data, 61-003P

industrial classification, 12-501E

labour force, by age group, sex, class of worker, weeks worked

in 1985, by industry, by province, 1986 census, 93-113

number of employees, salaries and wages, by industry, by
province, monthly, 72-002

Communications

See also

Languages

Telecommunications

Utilities

CANSIM, minibase series directory, 12-569E

directory to microdata, 11-514E

federal government enterprises, financial statistics, 61-203

historical catalogue, 11-512E

historical data, 11-516E

labour force

CMAs, 1981, 1986 census, 93-156

by sex

by detailed industry, (1970 classification), by province,
1971, 1981, 1986 censuses, 93-152

by industry division, by province, 1951 to 1986 censuses,
93-152

private and public investments, intentions, by province, 61-205

provincial government enterprises, financial statistics, by
province, 61-204

Community business

provincial government enterprises, financial statistics, by
province, 61-204

Community colleges

See also

Colleges

Education

Universities

Vocational training

educational staff, number and salaries, by program level, staff

position, field experience, by province, 81-254

employed persons in science, by occupation, by educational
attainment, 88-508E

enrolment

expenses, degrees, by province, 81-220

graduates, professors, finance, educational attainment, by
province, 81-229

staff, finance, 81-002

graduates

by sex, field of study, employment, income, trends, 98-134

home province and province of graduation, 75-001E vol. 2
no. 1 (p. 52-63)

labour market, 89-518

related institutions, enrolment and graduates, by institution, field,
province, 81-222

schooling level, by detailed field of study, by sex, age group and
province, 1986 census, 93-110

Community services

See also

Social services

for the disabled elderly, level of independence, services provided
in households and in institutions, 82-615 vol. 1

industries

labour force, by age group, sex, class of worker, weeks

worked in 1985, by industry, by province, 1986 census,
93-113

number of employees, salaries and wages, by industry, by
province, monthly, 72-002

labour force

CMAs, 1981, 1986 census, 93-156

by sex

by detailed industry, (1970 classification), by province,
1971, 1981, 1986 censuses, 93-152

by industry division, by province, 1951 to 1986 censuses,
93-152

self-help, AIDS, child care, spiritual needs, elderly,
budgetary problems in the development of support
services, 89-514E

orders

dispositions in youth courts, 85-002 vol. 11 no. 5

youth sentences, number and percentage of total dispositions,
85-002 vol. 10 no. 1

Commuters

See also

Streetcars

Subways

Urban transit

automobile travel, public transportation, 87-401

urban/rural, main activity, 11-008E no. 19 (p. 29-30)

Compact discs

See also

Music

Sound equipment

players

households equipped, by province, 64-202

sales, by format, size, origin of financial control and province,

87-202

Companies

See

Enterprises

Compensation

See also

Labour compensation

Victims

Worker's compensation

criminal injuries, by type of offence, by province, 86-502

Composers

See

Musicians

Compressors

See also

Machinery and equipment

industries

annual census of manufacturers, 42-250

principal statistics, employment, inventories, 42-250B

stations

gas utilities, by province, 57-205

Computers

See also

Electrical and electronic products

Engineering

Office machines

design, architectural, engineering and scientific services, establishments, 63-537

hardware leasing firms, revenue, 63-222

in the workplace and at home, by age, by sex, by education and by occupation, 75-001E vol. 3 no. 2 (p. 38-50)

industries

annual census of manufacturers, 43-250

principal statistics, employment, inventories, 43-250B

literacy in the work force, 11-008E no. 19 (p. 13-15)

services, 63-222, 88-202

establishments, number, total revenue, by province, 63-232

financial statistics, quarterly, 61-008

industry, 63-222

users, by age and type of use, courses, ability to use by

selected occupations, home-computer use, 11-008E no. 19 (p. 13-15)

Concrete

See also

Cement

Construction

industries

annual census of manufacturers, 44-250

principal statistics, employment, inventories, 44-250B

products, industries

annual census of manufacturers, 44-250

principal statistics, employment, inventories, 44-250B

Confectionery

See also

Sugar

industries

annual census of manufacturers, 32-250

principal statistics, employment, inventories, 32-250B

Constitutional law, 85-509

See also

Law

Construction, 64-201

See also

Capital

Industries

Lumber

Mineral products

Roofing

activity indexes, 64-001

architectural, engineering and scientific services, establishments, 63-537

CANSIM, minibase series directory, 12-569E

contractors

electrical, establishments, output, labour, revenue and expenditures, by province, 64-205

general

non-residential establishments, output, labour, revenue and expenditures, by province, 64-207

residential establishments, output, labour, revenue and expenditures, by province, 64-208

heavy engineering, establishments, output, labour, revenue and expenditures, by province, 64-209

highway, road, street and bridge, establishments, output, labour, revenue and expenditures, by province, 64-206

mechanical, establishments, output, labour, revenue and expenditures, by province, 64-204

special trade, establishments, output, labour, revenue and expenditures, by province, 64-210

developers

establishments, output, labour, revenue and expenditures, by province, 64-204

non-residential establishments, output, labour, revenue and expenditures, by province, 64-207

directory to microdata, 11-514E

equipment, industries

annual census of manufacturers, 42-250

principal statistics, employment, inventories, 42-250B

fixed capital flows and stocks, by industry, 13-211

historical data, 1936-1983, 13-568

historical catalogue, 11-512E

historical data, 11-210, 11-516E

industries

definitions and classification index, 12-570E

financial statistics, quarterly, 61-003, 61-008

preliminary data, 61-003P

industrial classification, 12-501E

labour force

by age group, sex, class of worker, weeks worked in 1985,

by industry, by province, 1986 census, 93-113

by sex

by detailed industry, (1970 classification), by province,
1971, 1981, 1986 censuses, 93-152

by industry division, by province, 1951 to 1986
censuses, 93-152

number of employees, salaries and wages, by industry, by
province, monthly, 72-002

labour force, CMAs, 1981, 1986 census, 93-156

materials

construction price index, quarterly, 62-007

homeowner repair and renovation expenditures, by province,
62-201

non-metallic mineral products, industries

annual census of manufacturers, 44-250

principal statistics, employment, inventories, 44-250B

production, 26-202

sand, gravel and stone production, by province, 26-225

New Brunswick, 11-608

occupations, by sex and detailed occupation, 1986 census,
93-157

price indexes, quarterly, 62-007

private and public investments, intentions, by province, 61-205

provincial government enterprises, financial statistics, by
province, 61-204

recent data, 11-010

repair, value of work performed, by type of structure, sector,
province, 64-201

residential

building permits, by municipality, metropolitan area, economic

region and province

annual summary, 64-203

monthly, 64-001

developers, establishments, output, labour, revenue and
expenditures, by province, 64-208

general contractors, establishments, output, labour, revenue
and expenditures, by province, 64-208

principal indicators, monthly, 64-002

value of work performed, by type of structure, by sector, by
province, 64-201

value, by type of structure, new, repair, by industry sector, by
province, 64-201

Construction type plywood

See

Plywood

Consulting engineers

See

Engineers

Consumer goods and services

See also

Commodity groups

Retail trade

industries

definition and classification, 12-570E

financial statistics, quarterly, 61-008

international trade, 65-503

personal expenditures, national accounts, 13-201

Consumer price index, 11-502E

See also

Price indexes

Prices

changes, monthly, 62-010

comparison of national accounts, 13-001

farm products, 21-603E

historical data, 11-210, 11-516E

historical summary, Canada and major cities, 62-010

inter-city comparisons, 62-010

measurements, seasonality, variation, 62-602

national and city statistics, **62-001**

New Brunswick, 11-608

primary classification systems, 1978-1982, comparison,
62-606E

provinces, major components, 62-010

quarterly estimates, 1947-1986, 13-533

recent data, 11-010

reference paper, 62-533

teaching kit, 62-603E

trends, 11-002E

user guide, 62-557E

Consumers

expenditures on culture, statistical profile, 87-527

Containers

See also

Bags

Bottles

Boxes

Paper products

Wrapping supplies

and other packaging supplies

bottles, blow-moulded plastic, production and shipments,
quarterly, 47-006

consumption by manufacturing industries, by industry, 31-212

corrugated boxes and wrappers, shipments by province of
destination, 36-004

used

beverage and tobacco industries, 32-251

chemical and chemical products industries, 46-250

clothing industry, 34-252

electrical and electronic products industries, 43-250

fabricated metal products industries, 41-251

furniture and fixtures industries, 35-251

leather and allied products industries, 33-251

machinery industries (except electrical machinery), 42-250

non-metallic mineral products, 44-250

other manufacturing industries, 47-250

paper and allied products industries, 36-250

primary metal industries, 41-250

primary textile industries, 34-250

printing, publishing and allied industries, 36-251

refined petroleum and coal products industries, 45-250

rubber and plastic products industries, 33-250

textile products industries, 34-251

transportation equipment industries, 42-251

wood industries, by province, 35-250

glass industry

annual census of manufacturers, 44-250

principal statistics, employment, inventories, 44-250B

metal industry, 41-251

shipping industry, 54-205

Continuing education*See also*

Education

Postsecondary education

enrolment, staff, finance, 81-002

Contraception*See also*

Abortions

Births

Education

Fertility

youth, 82-545E

Contractors*See also*

Construction

Engineering

construction, distribution of operating characteristics, by type of trade, 64-210

electrical, establishments, output, labour, revenue and expenditures, by province, 64-205

general

non-residential, establishments, output, labour, revenue and expenditures, by province, 64-207

residential establishments, output, labour, revenue and expenditures, by province, 64-208

heavy engineering, establishments, output, labour, revenue and expenditures, by province, 64-209

highway construction, establishments, output, labour, revenue and expenditures, by province, 64-206

mechanical, establishments, output, labour, revenue and expenditures, by province, 64-204

special trade, establishments, output, labour, revenue and expenditures, by province, 64-210

Contributions*See also*

Employee benefits

Pensions

Canada and Quebec pension plans, 86-507

registered retirement savings plans (RRSPs), 75-001E vol. 2 no. 4 (p. 9-20)

Cooperatives, 11-402E**Copper***See also*

Metals

Mines

Mining

mineral production, by province, 26-202

mines

production and shipment, 26-223

prices, in Canadian and U.S. dollars, 26-201

rolling, casting and extruding, industries

annual census of manufacturers, 41-250

principal statistics, employment, inventories, 41-250B

Copyright*See*

Patents

Cordage*See also*

Textile products

industries

annual census of manufacturers, 34-251

principal statistics, employment, inventories, 34-251B

Corn*See also*

Vegetables

area seeded, by census division, maps, p. 178

canned and frozen, pack and stocks, 32-236

monthly, 32-011

packed annually, by region, 32-023

income tax and taxable income, by major industry group, 61-208, 61-208P

production, area, farm value, by province, 22-003

supply and disposition, marketing exports, 22-007

Corporations*See also*

Capital

Securities

Small business

Taxes

by industry

financial statistics, preliminary data, 61-003P

industrial classification, financial statistics, 61-207

by major industry group, financial statistics, quarterly, 61-003, 61-008

direct taxes, national accounts, 13-201

financial, industrial classification, 61-207

foreign control, concentration, industrial dimension, 61-210

non-financial, major financial characteristics, by country of control, 61-210

ownership and control, by country of control, 61-517

selected corporation ratios, for 182 industries, 61-207

taxation statistics, by major industry group, 61-208, 61-208P

Corporations and Labour Unions Returns Act*See*

CALURA

Correctional institutions*See also*

Institutions

women

admitted to federal and provincial custodies, admissions to probations, 85-002 vol. 10 no. 20

offenders, 85-002 vol. 11 no. 6

Correctional services*See also*

Offences

Offenders

adult correctional services, 85-211

government expenditures, 85-002 vol. 11 no. 7

Cotton*See also*

Fibres

Field crops

Textile products

industries

annual census of manufacturers, 34-250
principal statistics, employment, inventories, 34-250B

Courts

See *also*

Criminal courts
Justice
Juvenile courts
Law

administration, by province, 85-511E
civil, description and statistics, 85-509
criminal, perception of sentences, 11-008E no. 19 (p. 8-11)
drug trafficking, dispositions of charges, custodial sentences, 85-002 vol. 10 no. 4
family, matters heard, permanent courts with responsibility for family matters, special services provided for family matters, mediation, counselling and court support services, 85-002 vol. 10 no. 3
government expenditures, 85-002 vol. 11 no. 7
impaired driving, rate of persons charged, 85-002 vol. 10 no. 17
organization, jurisdiction, reform, human resources and expenditures, 85-002 vol. 11 no. 3
public perceptions, 85-002 vol. 11 no. 1
women, youth, female and male comparisons, 85-002 vol. 10 no. 20
youth
 appearances before youth courts, by age and sex, by most serious charge, by most serious decision
 1989-90, 85-002 vol. 10 no. 13
 1990-91, 85-002 vol. 11 no. 14
 decisions
 and dispositions, 1986/87 to 1989/90, 85-002 vol. 10 no. 19
 and sentencing patterns, 85-002 vol. 10 no. 12
 first-time offenders and recidivists, by most serious disposition, 85-002 vol. 10 no. 8
 number of cases heard
 and rates, by selected provinces, 85-002 vol. 11 no. 10
 number of young persons appearing, 85-002 vol. 10 no. 5
 offences, charges, by age and sex, by province, 85-522
 overview of caseload, type of charge, type of disposition
 1989-90, 85-002 vol. 10 no. 13
 1990-91, 85-002 vol. 11 no. 14
 processing time, proportion of cases, time from first court appearance to decision, longer cases, court decisions, most serious offence, 85-002 vol. 11 no. 4
 sentence lengths and amounts, multiple dispositions, disposition and offence types, 85-002 vol. 10 no. 19
 sentencing, by age and sex, 85-002 vol. 10 no. 1
 women, female and male comparisons, 85-002 vol. 10 no. 20
 workload overview, by selected provinces, 85-002 vol. 11 no. 10
 Young Offenders Act, custodial and non-custodial dispositions, breach of disposition, pre-disposition report, reviews, 85-002 vol. 11 no. 5

Coyotes

See *also*

Furs

pelts, exports, 23-208

CPI

See

Consumer price index

Cranberries

See *also*

Fruits

production estimates, by province, 22-003

Crating lumber

See *also*

Lumber

consumption by manufacturing industries, by industry, 31-212

Credit unions

See *also*

Banks

financial statistics
 by province, 61-209
 quarterly, 61-006, 61-008

Crimes, 11-511E

See *also*

Correctional institutions
Correctional services
Homicides
Suicides
Victims
Violence

drug
 and alcohol consumption, 11-008E no. 20 (p. 19-26)
 possession offences, dispositions, sentencing patterns, 85-002 vol. 10 no. 11
 related, 85-002 vol. 10 no. 6
homicides, numbers and rates
 1989, 85-002 vol. 10 no. 14
 1990, 85-002 vol. 11 no. 15
household property, 11-008E no. 16 (p. 15-17)
impaired driving
 charges, by major category and penalties, by nature of offence, 1990, 85-002 vol. 11 no. 13
 legislative amendments, jurisdictional countermeasures, trends, provincial comparisons, 1990, 85-002 vol. 11 no. 13
 trends, 1974-1989 and penalties, 85-002 vol. 10 no. 17
injuries, compensation, by province, 86-502
legal aid, by province, 85-216
preliminary statistics, 85-002 vol. 10 no. 9
 by type of crime, 85-002 vol. 11 no. 9
public perceptions, level of neighbourhood crime, changing levels of crime, personal risk, concern about certain crimes, concern about personal safety prevention, 85-002 vol. 11 no. 1
rates, preliminary statistics, 85-002 vol. 10 no. 9
reported
 by the police, by province and offence type and municipality, 85-205
 proportion and reasons for reporting or not reporting to the police, 85-002 vol. 10 no. 16
theft, motor vehicles
 age of persons accused, 85-002 vol. 11 no. 2
 trends, 1980-1989, 85-002 vol. 11 no. 2
type and description, classification, 11-612E no. 2
violent
 accused status by age and sex, 85-002 vol. 10 no. 10
 offences by youth, 85-002 vol. 10 no. 5
 rates
 1962-1989, 85-002 vol. 10 no. 15

and provincial comparisons, 85-002 vol. 11 no. 9
 residential incidents and occupancy status, 85-002 vol. 10
 no. 10
 type of weapon present, 85-002 vol. 10 no. 10

women

as suspects, 85-002 vol. 10 no. 20
 statistical report, 89-503E

youth

cases heard, charges, decisions and dispositions, 85-002
 vol. 10 no. 19
 charges, decisions
 and dispositions
 1989-90, 85-002 vol. 10 no. 13
 1990-91, 85-002 vol. 11 no. 14
 sentences, 85-002 vol. 10 no. 1
 nature of offences, differences by sex, comparison with
 adults, 85-002 vol. 10 no. 12
 offences, charges, by age and sex, by province, 85-522
 trends, 89-511
 workload in youth courts, 85-002 vol. 11 no. 10

Criminal courts

See also

Courts

by province, 85-511E

Crops, 21-522E

See also

Agriculture
 Fertilizers
 Field crops
 Fruits
 Grains
 Mushrooms
 Vegetables

area in wheat, grains, oilseeds, potatoes, hay, vegetables, fruit
 trees and berries, grapes, spatial distribution, 1986 census,
 trends, 96-113
 areas, 1986 census, 1971 to 1986 census data, Canada, by
 type, by province, 96-102
 for each province, by type, agricultural region and census
 division, 96-103 to 96-112
 areas, by census division, maps, p. 178
 farm cash receipts, by province, quarterly, 21-001
 farm product price index, by province, 62-003
 spraying, 1986 census, 1971 to 1986 census data, Canada, by
 type, by province, 96-102
 for each province, by type, agricultural region and census
 division, 96-103 to 96-112

Crown corporations

See

Government employment

Crushing

See also

Grains

oilseeds, 22-201

Cucumbers

See also

Vegetables

field and greenhouse production, area and farm value, by
 province, 22-003

Culture

See also

Arts

Multiculturalism

activities and institutions, synopsis, 87-001, 87-004

book publishing, **87-210**

Canada's north, profile, 98-122

Canadian ethnic diversity, trends, 98-132

children, television viewing, Canada, 89-520

directory to microdata, 11-514E

disabled persons, frequency of participation at home and outside
 the home, 82-615 vol. 4

economic impact, 87-532

film industry, **87-204**

government expenditures

by function and province, **87-206**

overview, 87-517

statistical profile, 87-527

historical catalogue, 11-512E

mother tongue

age group, sex and province, 1981, 1986 census, 93-102

home language, official languages, by province, 1986 census,
 93-103

musicians, performers and composers, 87-530

performing arts, companies, performances, revenue and
 expenditures, by province, **87-209**

periodical publishing industry, **87-203**

questionnaires on microfiche, 12-205M

index, 12-205S

sound recording industry, **87-202**

statistical profile, 87-527

television viewing, by province, **87-208**

trends, 11-008E

Curling clubs

See also

Recreation

Sports

number of businesses, total revenue, by province, by revenue
 size, revenue by source, client base, expenses,
 part-time/full-time employment, 63-233

Current accounts

balance of payments, 67-001, 67-001P

historical statistics, 67-508

Customs

See also

Imports

Taxes

duties, by H.S. commodity code, 65-203

Cutlery

industries

annual census of manufacturers, 41-251

principal statistics, employment, inventories, 41-251B

D

Dairy cattle

See also

Beef

Cattle

feed, shipments, by province of origin, 32-004

Dairy products

See also

Animal products
Cheese
Farms
Milk

data collection and estimating procedures, 21-602E no. 2
industries

annual census of manufacturers, 32-250

principal statistics, employment, inventories, 32-250B

production, 21-522E

stocks and sales, monthly, by province, 23-001

stocks in cold storage, 32-217

supply and disposition

consumption per capita, 32-229

consumption per capita, data sources, conversion factors,
32-509E

Dance

companies, performances, revenue and expenditures, by
province, 87-209

Data collection

See

Methodology

Day care

See

Child care

Death benefits

See

Survivors pensions

Deaths

See also

Coffins
Crimes
Funerals
Homicides
Hospital separations
Infant deaths
Mortality
Population

accidental, rates by age group and sex, 11-612E no. 3

by single years of age, province and sex, 82-003S suppl. no. 15

Canada and Quebec pension plans, 86-507

cancer, by sex and age group, by province, 82-003S suppl.
no. 8

cardiovascular diseases, mortality rates, by province, 82-544
causes

by age and sex, province

detailed category, 82-003S suppl. no. 11

summary list, 82-003S suppl. no. 12

leading, by age group, 82-003S vol. 1 no. 1

children, rates, leading causes by sex, age group, 11-008E
no. 21 (p. 3), 89-520

1926-1986, 11-008E no. 21 (p. 7-10)

health status of population, by age, sex, 82-543

infant

and neonatal, by age, sex and province, 82-003S suppl.
no. 12

by age, sex and province, 82-003S suppl. no. 15

intercensal annual estimates, 1981-1986, by province, 91-521

longevity and historical life tables, by province, 89-506

maternal, total and abortion related, 82-601

postcensal annual estimates, by province, 91-210

quarterly and annual data, by province, 91-002

women, health profile, 82-542E

workers compensation, 86-501

Debentures

See also

Securities

issued and retired, provincial governments, 68-209

transactions with non residents, 67-002

Debt

See also

Balance sheets
Bankruptcies
Wealth

consumer, comparison between Canada and the United States,
75-001E vol. 2 no. 1 (p. 29-41)

families

and unattached individuals, 13-580

with working wives, 13-578

farms, 21-603E

federal government, growth, 1966/67 to 1990/91, 11-010 vol. 4
no. 6 (p. 3.1-3.18)

wealth distribution, 1970-1984, 13-588 no. 1

Decorative laminates

factory shipments, 47-005

Defence

labour force

CMAAs, 1981, 1986 census, 93-156

by sex

by detailed industry, (1970 classification), by province,
1971, 1981, 1986 censuses, 93-152

by industry division, by province, 1951 to 1986 censuses,
93-152

Degrees

See also

Graduates
Schooling level

granted

level, sex, province, 81-220

universities, 81-204

population, by age group and sex, by province, 1986 census,
93-110

science and technology, 88-002

Demography, 11-008E

See also

Employment
Fertility
Marriage
Mortality
Population
Vital statistics

age, sex and marital status distribution, by single years, age
group, by province, 1986 census, 93-101

atlas, 12 CMAAs, population gain, loss and change, median age,
by age group, mobility, 1981, 1986 census, 98-101 to

98-112

births, deaths, marriages, international and interprovincial migrations, natural increase and total growth, Canada and provinces, **91-002**

Caribbean immigrants, 91-536E

change, growth and distribution of population, 1871-1986, 98-120

children, by age group and sex, percentage distribution in urban and rural areas, Canada, 89-520

disabled persons residing in households, demography, lifestyle, by subprovincial, metropolitan area and province, 82-603 to 82-614

divorces, by age and sex, duration of marriage, province, 89-502E

elderly, 11-519E

by age group, sex and marital status, 89-519

implications of an aging society, 11-008E no. 20 (p. 6-8)

longevity, 89-515

trends, by province, 98-121

fertility in Canada, trends, 91-524E

historical data, 11-210

income by postal areas, 17-202 to 17-206

inner city areas, trends, 98-123

life expectancy, fertility, immigration, 11-008E no. 17 (p. 5-8)

life tables, Canada and province, by sex, 82-003S suppl. no. 13, 84-532

longevity and historical life tables, by province, 89-506

marital status

age-sex, growth rate, postcensal annual estimates, by province, 91-210

fertility, mortality, mother tongue, immigrants, trends, 91-209E

marriage, divorce, mortality, life tables, 84-536E

nurses, male and female, 82-003S suppl. no. 22, 83-226

population structure and dynamics, health status, life expectancy, 82-543

postsecondary education, 1971, 1976, 1981, 13-579, 13-579S

projections for 1989-2011, fertility, life expectancy, sex ratio,

age-sex distribution, population growth, by province, 91-520

recent data, 11-010

trends, impact on labour market, 71-603E

urban and rural growth rates and migration, 11-008E no. 21

(p. 23-27)

women, index to data, 11-523E

youth, trends, 1981-1986, 98-124

Demolition

See

Wrecking and demolition

Dental services

See also

Health care

utilization, 82-540E

Dentists

See also

Health care

number and income, 82-540E

Department stores

See also

Retail trade

Stores

sales

historical data, by department, by province and selected metropolitan areas, 63-210

province, monthly, 63-004

stocks, monthly, 63-002

stocks, stock-sales ratios, by department, monthly, 63-014

Depreciation

See also

Capital

charges

farms, 21-603E

farm accounts, 21-602E no. 4

farms, 21-603E

Desks

See

Office furniture

Developers

See also

Construction

Contractors

non-residential, establishments, output, labour, revenue and expenditures, by province, 64-207

residential establishments, output, labour, revenue and expenditures, by province, 64-208

Diagnosis

See also

Health care

classification of procedures, 82-562E

pulmonary function, respiratory technology, 83-603

Diamond drilling

See also

Exploration companies

income and employment, 26-201

Dictionaries

census terminology, 1986, 99-101

Diesel fuel

See also

Energy

Fossil fuels

Natural gas

Oil

Oil wells

Petroleum and natural gas industry

Pipelines

Propane

net sales, by province, 53-218

supply, sales and disposition, by province, 45-004

Diplomas and certificates

See also

Degrees

granted by universities, 81-204

nursing education programs, 82-003S suppl. no. 22

population, by age group and sex, by province, 1986 census, 93-110

Direct selling

See *also*
Retail trade
Vending machines

by method, and by commodity group, by commodity, 63-218

Directories

CANSIM, minibase series, 12-569E
federal government scientific and technological establishments, 88-206E
microdata and special tabulations, 11-514E
survey research organizations, 11-610
women, guide to data on, 11-523E

Disabled persons

See *also*
Blind persons
Mentally disabled
Physically disabled
Social assistance
Special care
Veterans

as a percentage of population by age, living in institutions by age group and sex, educational attainment of disabled and non-disabled, occupations, income, labour force participation, 11-008E no. 18 (p. 2-5)

children

age group and sex, Canada, 89-520
by age and whose education was affected, 11-008E no. 19 (p. 18-20)

disabilities, severity, by sex and age, Canada, provinces and territories, 82-602

disability status, by sex and age group, 82-563E

disabled and more severely disabled persons residing in households, demography, lifestyle, labour force participation, education, health, by subprovincial, metropolitan area and province, 82-603 to 82-614

distribution, 98-126

employment, students, transportation, 82-555E

elderly, living in institutions by age and sex, expenditures on prescription drugs by province, 11-008E no. 20 (p. 14-16)

employment equity, 11-008E no. 22 (p. 26-28)

family and friendship ties among seniors, 89-508

historical development of attitudes, stereotyping the disabled, 89-514E

in health care institutions by severity of disability, age group and sex, 82-615 vol. 6

in households

and in institutions
by sex and age, Canada, provinces and territories, 82-602
equipment aids and housing adaptations, community services and supports, transportation, leisure activities and recreation, income and expenditure, 82-615 vol. 1
by sex, labour force activity, 82-615 vol. 2

labour force activity, by sex and education, 71-535 no. 1

leisure and lifestyle, cultural and physical activities, smoking, alcohol consumption, eating habits, support network, 82-615 vol. 4

living arrangements by sex and age group, 82-615 vol. 6
pensions

Canada and Quebec pension plans, 86-507
veterans pensions and allowances, 86-511

physical, mental, survey, highlights, 82-563E

place of residence and age group, 82-615 vol. 3

population health status and life expectancy, by age, sex,

82-543

residential care facilities, 82-003S suppl. no. 19, 83-238

directory, by province, 82-003S suppl. no. 7

social allowances and welfare, 86-510

special aids, persons residing in households, Canada, provinces and territories, 82-602

visually impaired and legally blind, residing in households, by sex and age group, 82-615 vol. 3

women, in households, labour force activity, 82-615 vol. 2

workers compensation, 86-501

Discharges, hospital

See
Hospital separations

Diseases

See *also*
Deaths
Diagnosis
Health
Sexually transmitted diseases

atlas of cancer mortality in British Columbia, by sex, 82-565

occupational mortality, British Columbia, 84-544

mortality rates, by province, 82-544

occupational mortality, British Columbia, 84-544

causes of death by detailed category, age and sex, 82-003S suppl. no. 11

health services, 82-540E

hospital discharges by sex and age group, 82-003S suppl. no. 1

physical and psychiatric, women, health profile, 82-542E

population structure and dynamics, health status, life expectancy, 82-543

psychiatric, hospital separations by length of stay, by sex, by diagnostic class and province, 82-003S suppl. no. 3

pulmonary, occupational mortality, British Columbia, 84-544

Dishwashers

See *also*
Electrical appliances

households equipped, by province, 64-202, 64-601

production, sales, stocks, exports, monthly, 43-010

Dispositions

in youth courts, 85-002 vol. 11 no. 5

Divorces

See *also*
Children
Families
Lone-parent families
Marriages
Unattached individuals
Vital statistics

by age, province, year of marriage, grounds for divorce, number of children, 82-003S suppl. no. 17

history, proceedings, grounds, outcomes, 89-502E

life table analysis, by sex, 84-536E

rates

by age groups and sex, Canada, 91-535E

health status and life expectancy, 82-543

remarriages, trends, 89-509

trends, 91-209E

and selected statistics, 89-517E

Divorced persons

age, sex and marital status distribution, by single years, age group, by province, 1986 census, 93-101

Doctoral degree

See also
Degrees
Graduates

enrolment, by province, field of study, registration status, sex, 81-204

Doctors

See
Physicians

Dog food

shipments, by province of origin, 32-004

Domestic control, business

inter-corporate ownership, by corporation and country of control, 61-517
manufacturing, mining and logging establishments, 31-401, 31-401P

Domestic trade

See also
Trade

historical data, 11-210, 11-516E
recent data, 11-010

Domestic travel

See also
Travel

number of air passengers, by city, by city-pair, 51-204

Doors

metal, industries
annual census of manufacturers, 41-251
principal statistics, employment, inventories, 41-251B
wooden, industries
annual census of manufacturers, 35-250
principal statistics, employment, inventories, 35-250B

Downtown areas

population, demography, households and families, ethnicity, socio-economic characteristics, trends, 98-123

Dresses

See also
Clothing
Women's clothing

industries
annual census of manufacturers, 34-252
principal statistics, employment, inventories, 34-252B

Drilling

See also
Exploration companies

crude oil and natural gas, 26-213
diamond, income and employment, 26-201
non-metal mines, 26-224
water wells, contractors, establishments, output, labour, revenue and expenditures, by province, 64-210

Drinking

See also
Alcoholic beverages

and tobacco use, disabled persons residing in households, Canada, provinces and territories, 82-602

Drive-in theatres

See also
Films

revenue, principal statistics, 63-207

Drivers licences

See also
Motor vehicles

road motor vehicles, number, by province, 53-219

Drug addicts

residential care facilities, 82-003S suppl. no. 19
directory, by province, 82-003S suppl. no. 7

Drug use

and alcoholic consumption, 11-008E no. 20 (p. 19-26)
disabled persons residing in households, Canada, provinces and territories, 82-602
prescription and over-the-counter drugs, sleeping pills and tranquilizers, illicit drug use, Ontario students reporting cannabis and cocaine use, 11-008E no. 20 (p. 19-26)
sedative-hypnotic drugs
by age and sex, by area and region, by marital status, by educational status, by family income group, by employment status, 82-003 vol. 3 no. 1 (p. 33-57)
use by number of additional concurrent drugs, 82-003 vol. 3 no. 1 (p. 33-57)
self-reported illicit use, 85-002 vol. 10 no. 11

Drugs, 82-540E

See also
Crimes
Health insurance
Pharmacies

chemical, traffickers investigated, offences, 85-002 vol. 10 no. 4
illicit, supply and seizures, 85-002 vol. 10 no. 6
industries

annual census of manufacturers, 46-250
principal statistics, employment, inventories, 46-250B

offences

number of cases heard in youth court, 85-002 vol. 10 no. 5
possession, actual number and rate, and by selected substances, 85-002 vol. 10 no. 11
police reported, by province, 85-205
rates, 85-002 vol. 11 no. 9
trafficking, rates, substances trafficked, convictions, 85-002 vol. 10 no. 4

Drugstores

See also
Pharmacies
Stores

retail trade

estimated commodity sales, commodity by trade group, by province, 1989, 63-541
operating results, by province, 63-607

Dry beans

See also

Beans
Lima beans

supply and disposition

consumption per capita, 32-229
consumption per capita, data sources, conversion factors,
32-509E

Dry cleaners

number of businesses, total revenue, by province, by revenue
size, revenue by source, client base, expenses,
part-time/full-time employment, 63-233

Durum

See also

Grains

supply and disposition, marketing exports, 22-007

Duties

collected, by H.S. commodity code, 65-203

Dwellings

See also

Air conditioning
Heating equipment
Heating, ventilating, air conditioning
Home-ownership
Housing
Mobile homes
Tenants
Vacation homes

CAs and CTs, 1986 census, 95-101 to 95-173 (odd)
by period of construction, heating fuel, 95-102 to 95-174
(even)

CDs, CSDs, CMAs, CAs, urban areas, rural and urban, land
area, population density, 1986 census, by province, 92-109
to 92-120

CMAs, 12/25, atlas, 1986 census, 98-101 to 98-112

FEDs, 1986 census, 92-102

age, value, rent and payments, 98-101 to 98-112
census

data, 1891-1991, 75-001E vol. 3 no. 2 (p. 8-16)
dictionary, 1986, 99-101

collective, elderly, by age group, sex and type of dwelling,
89-519

disabled persons, 82-555E

expenditures

comparison between Canada and the United States, 75-001E
vol. 2 no. 3 (p. 9-22)

discretionary income families, 11-010 vol. 4 no. 3
(p. 4.1-4.14), 75-001E vol. 3 no. 1 (p. 27-36)

rural and urban households, 1986, 75-001E vol. 2 no. 3
(p. 23-29)

families, 1986 census, 93-107

inner city areas, trends, 98-123

labour force survey, by province and economic region, 1986
census, 71-535 no. 5

mortgages, housing affordability, trends, 98-130

number of rooms, households, by province, 64-202

occupied

FEDs, EAs and occupied dwellings, by province, 1986
census, 92-103

private

by CD and CSD, for each province and territory, 1986
census, 94-101 to 94-124

by household size and income, construction type and age,
heating equipment and fuel, by province, 1986 census,
93-105

number, households, by type of construction, by province,
1986 census, 93-104

operating costs, 11-008E no. 16 (p. 6-10)

private, occupied, construction period, heating system and fuel,
by province

by 1976 FED, 1986 census, 94-126

by 1987 FED, 94-134

by CMA and CA, 1986 census, 94-128

private, occupied, tenure and type

by 1976 FED, 1986 census, 94-125

by 1987 FED, 94-133

by CMA and CA, 1986 census, 94-127

Canada and provinces, urban areas by size, farm and

non-farm rural areas, CA and CMA, 1986 census, 94-129

services, rental and leasing establishments, total revenue, by
province, 63-232

started, under construction, completed in urban centres,
population greater than 10,000, by province, metropolitan
area, large urban centres, monthly, 64-002

units, number and value of building permits, by municipality,
metropolitan area, economic region and province

annual summary, 64-203

monthly, 64-001

Dyeing and finishing

See also

Textile products

textile industries annual census of manufacturers, 34-251

principal statistics, employment, inventories, 34-251B

E**Earnings**

See also

Employment

Labour compensation

Salaries and wages

1980, 1985, by sex, income group, by province, 1981, 1986
censuses, 93-115

age groups, schooling level, field of study, post-secondary
qualifications, mother-tongue, official languages, weeks
worked in 1985, work activity, salary and wage groups, by
province, 1986 census, 93-115

detailed occupation, sex

activity, by province, 1981 census, 93-116

schooling level, age group, 1986 census, 93-116

distribution, subprovincial areas, 13-216

dual-income families, 13-217, 13-588 no. 3

employment

changes, year-end review, 1990, 11-010 vol. 4 no. 2
(p. 3.1-3.20)

income

labour, 75-001E vol. 2 no. 3 (p. 42-49)

women and men, 75-001E vol. 3 no. 2 (p. 27-37)

families, husband-wife, by earnings status and work experience
of spouses, 13-215

federal government, employees, 72-209

general perspectives, quarterly, 75-001E

graduates

and drop-outs, vocational training, apprenticeship programs, 75-001E vol. 3 no. 1 (p. 7-15)
 differentials by fields of study and by sex, 75-001E vol. 2 no. 1 (p. 52-63)
 male-female earnings gap, 75-001E vol. 2 no. 2 (p. 19-31)
 high technology industries, average annual, 75-001E vol. 2 no. 1 (p. 17-28)
 historical data, 11-210
 hourly, full-time/part-time, unionized/non-unionized, age, sex and educational attainment, 71-601 no. 38
 immigrant and non-immigrant population, by sex, period of immigration, province, 1986 census, 93-155
 industry, by province, monthly, 72-002
 industry groups and province, monthly, 72-005
 men
 and women, 13-217
 labour market activity survey, by province, 71-206
 occupational
 average weekly for persons employed during the year by pension plan coverage, 71-217
 by sex and detailed occupation, 1986 census, 93-157
 trends and income by sex, 75-001E vol. 2 no. 2 (p. 58-68)
 older workers, labour market activity survey, by province, 71-208
 paid workers and self-employed, 71-536
 pension plan coverage, 71-217
 population, by CD and CSD, for each province and territory, 1986 census, 94-102 to 94-124 (even)
 provincial and territorial governments, employees, 72-209
 monthly, 72-007
 recent data, 11-010
 sex, schooling level, marital status, 1985, 98-129
 universities
 and college full-time teachers, salaries and salary scales, by institution, 81-258, 81-258P, 81-258S
 graduates, male-female earnings gap, 75-001E vol. 2 no. 2 (p. 19-31)
 unpaid family work, trends, 71-535 no. 2
 visible minorities, 1986, 75-001E vol. 3 no. 2 (p. 17-26)
 women
 and family incomes, 1970-1985, 75-001E vol. 3 no. 2 (p. 27-37)
 as primary earners, 75-001E vol. 2 no. 1 (p. 64-72)
 average annual, by province, 71-534
 labour market activity survey, by province, 71-205
 youth, labour market activity survey, by province, 71-207

Eating habits

See
 Food consumption

Ecology

See also
 Environment

human activity and the environment, 11-509E

Economic accounts, 13-001, 13-201, 13-214

New Brunswick, 11-608
 provinces, 13-213

Economic conditions, 11-511E

See also
 Employment
 Finance
 Government finance

Income
 Inflation
 Interest rates
 Prices
 Salaries and wages
 Unemployment

historical data, 11-210

recent data, 11-010

Economic geography

Toronto, 11-605E
 Trois-Rivières, 11-607E

Economic indicators, 11-002E

See also
 Consumption
 Debt
 Employment
 Finance
 Government finance
 Gross domestic product
 Gross national product
 Inflation
 Labour
 Price indexes
 Prices
 Productivity
 Salaries and wages

historical data, 11-210

new releases, 11-001E

recent data, 11-010

Economic regions

building permits
 annual summary, 64-203
 monthly, 64-001
 employment and unemployment, estimates, by province, 71-001
 labour force
 annual averages
 1981-1988, 71-529
 employed by industry and occupation, 71-220
 monthly estimates, 71-001
 survey, 1986 census, 71-535 no. 5
 principal statistics, by major group of industries, 31-209
 tourism, 87-401

Edmonton

CT, 1986 census
 dwellings, by period of construction, heating fuel, 95-108
 family income, by income group, 95-108
 household income, by income group, 95-108
 households, tenant, owner, rent and payments, 95-108
 income, by sex, income composition, income group, 95-108
 population, by home, official languages, ethnic origin, citizenship, place of birth, immigrants, by period and age at immigration, mobility status, education, labour force activity by industry division and major occupation group, sex, class of worker, 95-108
 population, dwellings, households, census and economic family characteristics, 95-107
 atlas, demography, education, ethnic origin, lone-parent families, dwellings, employment, income, 1986 census, 98-111
 map, CMA, 1986 census, 99-116
 population, CMAs
 age, age group, sex, marital status, mother tongue, 1986

census, 93-156
 census families, by number of children, by family structure,
 1986 census, 93-156
 ethnic origin, home and official languages, by sex, 1986
 census, 93-156
 immigrants, by place of birth, sex and period of immigration,
 1986 census, 93-156
 in private households, by economic family status, 1986
 census, 93-156
 labour force, by education, occupation, industry group,
 income group, work activity, 1986 census, 93-156

Education, 11-511E

See also

Graduates
 Native peoples
 Post-secondary education
 Schools
 Students
 Teachers
 Textbooks
 Universities

1986 census, 93-110
 CMAs, 12/25, atlas, 1986 census, 98-101 to 98-112
 accident rates, age-standardized, by sex, 11-612E no. 3
 alcohol and drug use, by sex, 75-001E vol. 2 no. 3 (p. 30-41)
 attainment level
 labour force
 annual averages, 1981-1988, 71-529
 monthly estimates, 71-001
 trends in postsecondary enrolment, fields of study, bachelor
 and first professional degrees, 1971 and 1986 censuses,
 75-001E vol. 2 no. 2 (p. 58-68)
 blind persons, residing in households, by age group, 82-615
 vol. 3
 Canada's north, profile, 98-122
 Caribbean immigrants, 91-536E
 census data, 1891-1991, 75-001E vol. 3 no. 2 (p. 8-16)
 children
 enrolment by type of school, type of program and grade,
 Canada, 89-520
 rates, learning both official languages, 11-008E no. 21
 (p. 3-4)
 community colleges and related institutions, enrolment and
 graduates, 81-222
 consumer price index, 62-001
 demographic profile, 1971, 1976, 1981, 13-579, 13-579S
 directory to microdata, 11-514E
 disabled persons, residing in households
 Canada, provinces and territories, 82-602
 demography, lifestyle, by subprovincial, metropolitan area and
 province, 82-603 to 82-614
 drug use, sedative-hypnotic drugs, 82-003 vol. 3 no. 1
 (p. 33-57)
 dual-earner families, 13-588 no. 3
 educational staff of community colleges and public trade schools,
 81-254
 elementary, 11-402E
 school enrolment, by grade, age, sex, by province, 81-210
 employee training and development in companies, 81-574E
 enrolment
 expenditures, degrees granted, by type of institution, by
 province, 81-220
 staff, finance, schools, colleges, universities, price index,
 81-002

expenditures, comparison between Canadian and American
 households, 75-001E vol. 2 no. 3 (p. 9-22)
 farm population, 98-133
 financial statistics, all levels and by level of education, by
 province, 81-208
 French immersion programs, enrolment
 1980/81 to 1988/89, 11-008E no. 22 (p. 8-11)
 trends, 1980-1987, by province, 98-131
 historical catalogue, 11-512E
 historical data, 11-516E
 immigrants, income, by place of birth, 91-527E
 income
 spendable discretionary, 11-010 vol. 4 no. 3 (p. 4.1-4.14),
 75-001E vol. 3 no. 1 (p. 27-36)
 university graduates, by schooling level, 98-101 to 98-112
 inner city areas, trends, 98-123
 international student participation, 81-261
 literacy and numeracy skills, proficiency and limited ability, by
 age group, province and language, 75-001E vol. 2 no. 4
 (p. 32-40)
 minority and second language, elementary and secondary levels,
 by province, 81-257
 nursing education programs, number of schools, admission,
 enrolment, graduation, 82-003S suppl. no. 22
 questionnaires on microfiche, 12-205M
 index, 12-205S
 schooling level, by detailed field of study, by sex, age group and
 province, 1986 census, 93-110
 schools of nursing, admission, enrolment, graduation, by
 province, 82-003S suppl. no. 22, 83-226
 secondary, 11-402E
 school enrolment, by grade, age, sex, by province, 81-210
 special education of disabled children, 98-126
 time spent and participation rates by gender, 11-612E no. 4
 trends, 11-008E
 unattached individuals, 11-518E
 unemployment rate, 1980 and 1989, 75-001E vol. 3 no. 1
 (p. 37-45)
 universities
 enrolment and degrees, 81-204
 graduates, employment by occupation and industry sector,
 1971-1978, 89-501E
 revenue and expenditures, trends, 81-260
 teachers, number, age, citizenship and salaries, by rank, sex,
 field, highest degree earned, by region, 81-241
 tuition, additional fees and living accommodation costs, by
 province, by institution, 81-219
 university
 and college full-time teachers, salaries and salary scales, by
 institution, 81-258, 81-258P, 81-258S
 graduates, male-female earnings gap, 75-001E vol. 2 no. 2
 (p. 19-31)
 visually impaired population, residing in households, by age
 group, 82-615 vol. 3
 wages, average hourly paid, by firm size, by age, sex and union
 status, 11-010 vol. 4 no. 7 (p. 4.1-4.10)
 women
 as primary earners, 75-001E vol. 2 no. 1 (p. 64-72)
 statistical report, 89-503E
 youth, trends, 89-511
 1981-1986, 98-124

Educational attainment

See also

Graduates
 Schooling level

and unemployment rate, 1980 and 1989, 75-001E vol. 3 no. 1 (p. 37-45)
 changes, adults with high school certificate by province, high school graduates by age group, 11-008E no. 17 (p. 32-33)
 drug use, sedative-hypnotic drugs, 82-003 vol. 3 no. 1 (p. 33-57)
 earnings, hourly, 71-601 no. 38
 employers, and enterprise owners, 71-535 no. 3
 labour force
 annual averages, by sex and age, 71-220
 survey, by province and economic region, 1986 census, 71-535 no. 5
 level, sex, by province, **81-229**
 linguistic groups, highest level of schooling by age, 11-008E no. 20 (p. 17-18)
 trends, by sex, field of study, employment, income, 98-134

Educational institutions

enrolment, graduates, professors, finances, **81-229**
 level, type and size, by province, **81-229**
 number, enrolment, expenses, by province, 81-220

Educational service industries

financial statistics, quarterly, 61-008
 industrial classification, 12-501E

Eggs

See also
 Poultry

consumption, average annual, 1967-1988, 11-008E no. 19 (p. 2-5)
 data collection and estimating procedures, 21-602E no. 2
 frozen, stocks, by province, 32-217
 production, disposition and prices, by province, **23-202**
 supply and disposition
 consumption per capita, 32-229
 consumption per capita, data sources, conversion factors, 32-509E

Elderly

See also
 Old age security
 Residential care facilities
 Retirement

Canada and Quebec pension plans, benefits, 86-507
 demographic characteristics, 89-519
 increase in number of seniors, economic situation, pensions, health, leisure activities, 11-008E no. 22 (p. 16-20)
 demography, urban, rural areas, special care facilities, trends, by province, 98-121
 dependency ratio
 actual and projected, 1965-2050, 11-008E no. 20 (p. 3-5)
 Canada, United States and European countries, 75-001E vol. 2 no. 2 (p. 50-57)
 disabled
 distribution
 disabling conditions, transportation, income, 82-555E
 disability rates, by age, 98-126
 mobility, activity, income, 11-008E no. 20 (p. 14-16)
 in households and in institutions, equipment aids and housing adaptations, community services and supports, transportation, leisure activities and recreation, income and expenditure, 82-615 vol. 1
 employment, 89-519
 expenditures, 62-555

families, government transfer payments, dependency, 1971 and 1989, 75-001E vol. 3 no. 2 (p. 51-67)
 family and friendship ties, volunteers, support groups, 89-508
 health and safety, 89-519
 households, expenditures, comparison between Canada and the United States, 75-001E vol. 2 no. 3 (p. 9-22)
 income
 1971-1985, 13-588 no. 2
 and expenditures, 89-519
 and household facilities, 13-218
 inner city areas, trends, 98-123
 lifestyle, 11-612E no. 1
 living alone, 11-518E
 living arrangements, 89-509
 and housing, 89-519
 teaching kit, 11-519E
 longevity, health, 89-515
 mental health, psychiatric and general hospitals, separations, length of stay, days of care, 82-003S suppl. no. 3
 New Horizons program, 86-511
 old age security, guaranteed income supplement, spouse's allowance, 86-509
 older workers, labour market activity survey, by province, 71-208
 pensions, 1971-1985, 13-588 no. 2
 population structure and dynamics, health status, life expectancy, 82-543
 proportion of total population, projections, 1921-2011, 11-008E no. 17 (p. 5-8)
 report on senior's volunteer work and unpaid help to others, seniors as volunteers, ethnic variation in family social support of the elderly, help in defining research on aging, association between uses of formal and informal sources of support in help received by older population, 89-514E
 residential care facilities, 82-003S suppl. no. 18
 directory, by province, 82-003S suppl. no. 7
 number, by age and sex, 83-237
 social allowances and welfare, 86-510
 social and cultural characteristics, 89-519
 support groups, 11-612E
 surgery, separations, by age and sex, 11-008E no. 21 (p. 12-13)
 time use, of the elderly, by sex and age group, 11-008E no. 17 (p. 28-30)
 travel, increase among seniors, 1980 to 1989, 11-008E no. 22 (p. 2-7)
 volunteers, proceedings of a symposium on social supports, 89-514E
 women
 health profile, 82-542E
 statistical report, 89-503E

Elections

federal, **11-402E**

Electric lighting

See also
 Electric power

industries
 annual census of manufacturers, 43-250
 principal statistics, employment, inventories, 43-250B
 lamp, bulb and tube industries
 annual census of manufacturers, **43-250**
 principal statistics, employment, inventories, 43-250B
 lamps and shades, industries

annual census of manufacturers, 43-250
 principal statistics, employment, inventories, 43-250B
 light bulbs and tubes, sales including imports, monthly, 43-009

Electric power

See also
 Electric utilities
 Energy
 Turbines
 Utilities

capacity and load, forecasts, by province, 57-204
 facilities, heavy engineering contractors, 64-209
 generation
 imports and exports, by province, monthly, 57-001
 sales, financial statistics, 57-202
 historical data, 11-210, 11-516E
 industrial research and development, expenditures, 88-202
 inventory of generating plants and equipment, 57-206
 provincial government enterprises, financial statistics, by
 province, 61-204
 recent data, 11-010
 research and development, expenditure price indexes, 88-509
 selling price index, for non-residential customers, monthly,
 62-011

Electric switchgear

industries
 annual census of manufacturers, 43-250
 principal statistics, employment, inventories, 43-250B

Electric transformers

industries
 annual census of manufacturers, 43-250
 principal statistics, employment, inventories, 43-250B

Electric utilities

See also
 Energy
 Power transmission

construction price index, quarterly, 62-007

Electrical and electronic products

See also
 Batteries
 Computers
 Industries
 Telecommunications

industries
 annual census of manufacturers, 43-250
 capacity utilization rates, quarterly, 31-003
 consumption of containers and other packaging supplies,
 31-212
 definitions and classification index, 12-570E
 destination of shipments, by province, by industry, 31-530
 employment, by province, by industry, 31-203
 equipment
 annual census of manufacturers, 43-250
 principal statistics, employment, inventories, 43-250B
 financial statistics, quarterly, 61-003, 61-008
 preliminary data, 61-003P
 industrial equipment
 annual census of manufacturers, 43-250
 principal statistics, employment, inventories, 43-250B
 orders, monthly data, 31-001

principal statistics, by province, by industry, 31-203
 shipments by major group of industries, monthly data, 31-001
 stocks and shipments, by product type, monthly data, 31-001

Electrical appliances

See also
 Households
 Washing machines

domestic, small, production and factory shipments, 43-003
 households equipped, by province, 64-202, 64-601
 major, industries
 annual census of manufacturers, 43-250
 principal statistics, employment, inventories, 43-250B
 small, industries
 annual census of manufacturers, 43-250
 principal statistics, employment, inventories, 43-250B

Electrical contractors

See also
 Contractors

establishments, output, labour, revenue and expenditures, by
 province, 64-205

Electronic products

See
 Electrical and electronic products

Elementary education

See also
 Education
 Postsecondary education
 Secondary education

enrolment, private, public schools, by grade, age, sex, by
 province, 81-210
 financial statistics, by province, 81-208
 institutions, enrolment, graduates, professors, finances, 81-229
 minority and second language, by province, 81-257

Emigrants

postcensal annual estimates, by province, 91-210

Emigration

See
 Citizenship
 Ethnicity
 Migration
 Population

Employed

See
 Labour force

Employee benefits

See also
 Benefits
 Maternity benefits
 Pensions
 Unemployment insurance

pension plans, 74-401
 financial statistics, 74-201
 quarterly, 74-001
 unemployment insurance benefits, 73-201
 contributions, 86-506
 number contributing, by age and sex, 73-201

Employees

age group, sex, marital status, mother tongue, ethnic origin,
 period of immigration, schooling level, class of worker,
 industry division, employment income, family characteristics,
 by occupation, (1980 classification), 1986 census, 93-157
 detailed industry, by sex, by province, 1986 census, 93-113
 detailed occupation, by industry, sex, province, 1986 census,
 93-112
 training and development in companies, 81-574E

Employers

absence from work, compensations, 71-601 no. 32
 distribution by age and sex, marital status, education, industry
 and occupation, 71-535 no. 3
 unemployment insurance contributions, 86-506

Employment

See also

Hours worked
 Labour
 Labour force
 Occupations
 Retirement
 Salaries and wages
 Self-employment
 Unemployment
 Universities
 Women
 Youth

CMAAs, 12/25, atlas, 1986 census, 98-101 to 98-112
 accident rates, age-standardized, by sex, 11-612E no. 3
 agencies, number, total revenue, by province, 63-232
 air carriers, by airline, 51-002
 architects, 63-537
 by province and by revenue size group, 63-234
 arts and culture, economic impact, 87-532
 authorizations, by major source countries and major occupational
 group, 89-510
 average labour units, by industry, by province, 18-501E
 beverage and tobacco industries, by industry, 32-251, 32-251B
 broadcasting, radio and television, 56-204
 campus bookstores, by province, 63-219
 CANSIM, minibase series directory, 12-569E
 changes, by industry, by province, 18-501E
 chemical and chemical products industries, by industry, 46-250,
 46-250B
 clothing industry, by industry, 34-252, 34-252B
 coal industry, by province, 26-206
 computer use and working conditions, technological change and
 work loss, 75-001E vol. 3 no. 2 (p. 38-50)
 construction
 non-residential, general contractors and developers, 64-207
 residential, general contractors, 64-208
 detailed industry, activity, sex, age group and class of worker,
 weeks worked in 1985, by province, 1986 census, 93-113
 detailed occupation, by industry, sex, age group and class of
 worker, weeks worked in 1985, by province, 1986 census,
 93-112
 directory to microdata, 11-514E
 disabled persons
 activity, by sex and education, 71-535 no. 1
 age group
 disabling condition, by sex, 82-555E
 sex, 98-126
 highlights, 82-563E

drug use, sedative-hypnotic drugs, 82-003 vol. 3 no. 1
 (p. 33-57)
 earnings
 by sex, 13-217
 hours, number of employees, by industry, by province,
 monthly, 72-002
 educational staff of community colleges and public trade schools,
 81-254
 elderly, labour force participation rates, by age group and sex,
 89-519
 electric power generation, 57-202
 electrical
 and electronic products industries, by industry, 43-250,
 43-250B
 contractors, 64-205
 employers, by age and sex, industry and occupation, 71-535
 no. 3
 engineers, 63-537
 consulting, by province and by revenue size group, 63-234
 equity, women, aboriginal people, visible minorities, disabled
 persons, 11-008E no. 22 (p. 26-28)
 fabricated metal products industries, by industry, 41-251,
 41-251B
 family characteristics and labour force activity, by province,
 1977-1984, 71-533
 farm operators, 1986 census, on and off-farm work, 96-114
 federal government
 and remuneration, by province or by territory, 72-209
 number of employees, payroll, by department, agency, by
 occupational category, by province, monthly data, 72-004
 film industry, 87-204
 food industries, 32-250
 by industry, 32-250B
 full-time, part-time
 all year and part of the year, by pension plan coverage,
 71-217
 paid workers and self-employed, 71-536
 percentages in leisure and personal service industries, by
 industry, 63-233
 funeral directing establishments, by province, 63-532
 furniture and fixtures industries, by industry, 35-251, 35-251B
 gas utility, transport and distribution systems, 57-205
 government, financial management statistics, operations manual,
 68-507E
 greenhouse industry, by province, 22-202
 heavy engineering contractors, 64-209
 heritage institutions, by province, 87-207
 high technology industries, growth rate and distribution, 75-001E
 vol. 2 no. 1 (p. 17-28)
 highway construction contractors, 64-206
 historical catalogue, 11-511E, 11-512E
 historical data, 11-210, 11-516E
 hospitals, personnel, paid-hours, full-time and part-time nursing
 staff, 82-003S suppl. no. 20 vol. 4
 income
 labour, 75-001E vol. 2 no. 3 (p. 42-49)
 women and men, 75-001E vol. 3 no. 2 (p. 27-37)
 indexes, 89-518
 industrial research and development, by industry, 88-202
 industries, trends, 1951-1984, 89-507E
 job tenure, 71-536
 labour force
 activity, by sex, age group, marital status, highest level of
 schooling, by province, 1986 census, 93-111
 by age, sex and province
 annual averages

- 1981-1988, 71-529
- full-time and part-time, 71-220
- by industry, 71-001P
- monthly estimates, 71-001
- labour markets, year-end review, 75-001E vol. 3 no. 1 (suppl.)
- labour unions, memberships and financial statistics, 71-202
- leather and allied products industries, by industry, 33-251, 33-251B
- local government, payroll, monthly, 72-009
- logging industry
 - by industry, by major group, 31-402
 - by province, 25-201
- machinery industries (except electrical machinery), by industry, 42-250, 42-250B
- manufacturing industries
 - by industry, by major group, 31-402
 - national and provincial areas, 31-203
- mechanical contractors, 64-204
- men
 - and women, participation, international comparison, 1965 and 1987, 75-001E vol. 2 no. 4 (p. 62-70)
 - labour market activity survey, by province, 71-206
 - migrants, between United States and Canada, occupation, industry, class of worker, 91-530E
- mineral industries, mines, quarries and oil wells, 26-201
- mines
 - metal, 26-223
 - non-metal, 26-224
- mining industry, by industry, by major group, 31-402
- motion picture
 - and videotape production, 63-206
 - theatres and film distributors, 63-207
- motor carrier passenger industry, urban transit, 53-215
- non-metallic mineral products, by industry, 44-250, 44-250B
- nurses, 82-003S suppl. no. 22, 83-226
- oil pipeline transport industry, 55-201
- older workers, labour market activity survey, by province, 71-208
- other manufacturing industries, by industry, 47-250, 47-250B
- paper and allied products industries, by industry, 36-250, 36-250B
- part-time and full-time, index of employment, 75-001E vol. 2 no. 1 (p. 8-16)
- pension plan coverage, 71-217
- petroleum and natural gas industry, 26-213
- population ratio, 75-001E vol. 2 no. 4 (p. 62-70)
- post-graduation, short to medium term experiences, 75-001E vol. 2 no. 1 (p. 52-63)
- postsecondary graduates, labour market trends, 89-518
- primary metal industries, by industry, 41-250, 41-250B
- primary textile industries, by industry, 34-250, 34-250B
- printing, publishing and allied industries, by industry, 36-251, 36-251B
- provincial and territorial governments
 - and remuneration, 72-209
 - monthly, 72-007
- public libraries, 87-205, 87-205S
- publishers, by language and origin of financial control of publisher, 87-210
- quarries and sand pits, by province, 26-225
- railways, 52-216
- rate, 11-002E
- recent data, 11-010
- refined petroleum and coal products industries, by industry, 45-250, 45-250B
- research and development, 88-508E
 - by activity sector, 88-001
- rubber and plastic products industries, by industry, 33-250, 33-250B
- science and technology, 88-002
 - federal government, expenditures, 88-204
- scientific
 - and technical services firms, by province and by revenue size group, 63-234
 - services, 63-537
- seasonally adjusted estimates
 - by age-sex distribution, by metropolitan and economic areas, 71-001P
 - seasonal factors, historical data, 71-201
- self employment
 - description and trends, 71-536
 - overview and trends, 71-601 no. 45
- sex, by occupation group, self-employed, female part-time workers, unemployment rate, 98-101 to 98-112
- shipping industry, 54-205
- sound recording industry, 87-202
- special trade contractors, 64-210
- telecommunication
 - carriers, 56-201
 - industries, 56-001
- telephone service industry, 56-203
 - monthly, 56-002
- textile products industries, by industry, 34-251, 34-251B
- time spent on paid work and related activities, participation rates
 - by gender and related characteristics, 11-612E no. 4
- tourism and recreation, 87-401
- transportation equipment industries, by industry, 42-251, 42-251B
- trends, 11-008E
 - by industry group, 1951-1984, 89-507E
 - by sex, age group, industry sector, 71-601 no. 33
- trucking industry, 53-222
- university and college full-time teachers, salaries and salary scales, by institution, 81-258, 81-258P, 81-258S
- university graduates, by occupation and industry sector, by educational attainment, 1971-1978, 89-501E
- unpaid family work, trends, 71-535 no. 2
- vocational training, graduates and drop-outs, comparison, 75-001E vol. 3 no. 1 (p. 7-15)
- wage increase, hourly-paid and salaried employees, 75-001E vol. 2 no. 4 (p. 41-50)
- women
 - by occupation, 71-534
 - full-time and part-time, 75-001E vol. 2 no. 1 (p. 73-77)
 - index to data, 11-523E
 - labour market activity survey, by province, 71-205
 - rate, by selected ages, Canada, 91-535E
 - statistical report, 89-503E
 - trends, 98-125
- wood industries, by province, by industry, 35-250, 35-250B
- work injuries, 72-208
- year-end review, by industry, by province, comparison to past recessions, earnings changes, 1990, 11-010 vol. 4 no. 2 (p. 3.1-3.20)
- youth
 - by industry division, age group, self employed, income, trends, 1981-1986, 98-124
 - labour market activity survey, by province, 71-207
 - trends, 89-511

Employment income

See
Earnings

Energy, 11-511E

See also
Coal
Diesel fuel
Electric power
Fuel consumption
Heating equipment
Heating, ventilating, air conditioning
Insulating materials
Minerals
Natural gas
Petroleum products
Pipelines
Propane

CANSIM, minibase series directory, 12-569E
consumption, by type, sector, province, **57-003**
crude oil and natural gas products, 26-006
crude petroleum, natural gas and reserves, industry, 26-213
electric power
 generation, sales and financial statistics, 57-202
 inventory of generating plants and equipment, 57-206
fuel consumption by vehicle type, 53-007
historical data, 11-210, 11-516E
human activity and the environment, 11-509E
industrial research and development, funds, expenditures,
 employment, by industry, 88-202
industries
 definitions and classification index, 12-570E
 related to petroleum and natural gas, capital expenditures,
 intentions, 61-216
international trade, 65-503
recent data, 11-010
supply and demand, by type, sector, province, 57-003

Engineering

See also
Technology

contractors, establishments, output, labour, revenue and
 expenditure, by province, 64-209
establishments, number, total revenue, by province, 63-232
highways, road, street and bridge contractors, 64-206
scientific services, 88-202
 research and development, expenditure price indexes, 88-509
value of construction work, by type of structure, industry sector,
 province, 64-201

Engineers

consulting, revenue by field of specialization and by type of
 service, employment categories, operating expenses, by
 province, by revenue size group, 63-234
employment in research and development, 88-508E
professional, occupational mortality, by cause, British Columbia,
 84-544
revenue, employment, operating expenses, by province, by
 revenue size, 63-537
science and technology, 88-002

England and Wales/Canada

farm account comparison, 21-602E no. 4

Enrolment

See also
Education
Elementary education
Postsecondary education
Secondary education
Students

disabled persons, 82-555E
elementary and secondary schools, by grade, age, sex, 81-210
French immersion programs, 1980/81 to 1988/89, 11-008E
 no. 22 (p. 8-11)
institution type, program, level, sex, by province, **81-229**
non-university postsecondary programs, and graduates, by
 institution, field, province, 81-222
nursing education programs, 82-003S suppl. no. 22
postsecondary, non-university, by sex, program type, by
 province, 81-220
schools, by type of school, by province, 81-220
schools, colleges, universities, 81-002
students, Canadian and international, universities, 81-261
universities, 81-204
 by sex, level, by province, 81-220
 elderly, full time and part-time, by level and age group,
 89-519

Enterprises

See also
Business
Corporations

classification of industries, 12-570E
concentration, by industry, 31-402
employment changes, by industry, by province, 18-501E
expenditures, intentions, by region, by province, 61-205
exploration, mining, petroleum, natural gas, development and
 capital expenditures, intentions, 61-216
federal government
 employment
 and payroll, by department, agency, by occupational
 category, by province, monthly data, 72-004
 and remuneration, by province or by territory, 72-209
financial statistics, 61-203
government owned, financial management statistics, operations
 manual, 68-507E
importers, domestic and foreign controlled, imports by
 commodity, 67-509
industrial organization in the manufacturing, mining, and logging
 industries, by industry, 31-402P
industrial specialization, by major group of industries, 31-402
longitudinal database on businesses, 18-501E
provincial government
 and territorial government, employment and remuneration,
 72-209
 financial statistics, 61-204
self-employment
 description and trends, 71-536
 overview and trends, 71-601 no. 45
survey of employers and owners, 71-535 no. 3
training and development for employees and non-employees,
 81-574E

Entertainment service industries

industrial classification, 12-501E
staged, number of businesses, total revenue, by province, by
 revenue size, revenue by source, client base, expenses,
 part-time/full-time employment, 63-233

Entrepreneurship

See

Self-employment

Enumeration areas

equivalents, 1981, 1986, by codes, by provinces, 1986 census, 99-127

maps, p. 177

population and occupied dwellings, by FED, by province, 1986 census, 92-103

reference list

by CMA, CSD and PCT, 1986 census, 99-126

by CSD, CD, 1986 census, by province

Atlantic provinces, 99-117

Ontario, 99-119

Quebec, 99-118

western provinces and territories, 99-120

by CSD, CD and PCT, 1986 census, by province

Atlantic provinces, 99-122

Ontario, 99-124

Quebec, 99-123

western provinces and the territories, 99-125

by CT, CSD, CMA, 1986 census, 99-121

Environment, 11-511E

See also

Land use

human activity, 11-509E

Environmental controls

contractors, establishments, output, labour, revenue and expenditures, by province, 64-204

Equipment

See

Machinery and equipment

Establishments

See also

Manufacturing

beverage and tobacco industries, employment by size range, 32-251

business service enterprises, number and total revenue, by province, 63-232

chemical and chemical products industries, employment by size range, 46-250

clothing industry, employment by size range, 34-252

concentration, by industry, 31-402

electrical and electronic products industries, employment by size range, 43-250

fabricated metal products industries, employment by size range, 41-251

funeral directing, by province, 63-532

furniture and fixtures industries, employment by size range, 35-251

industrial organization in the manufacturing, mining and logging industries, by industry, 31-402P

leather and allied products industries, employment by size range, 33-251

logging industry, by province, 25-201

machinery industries (except electrical machinery), employment by size range, 42-250

non-metallic mineral products, employment by size range, 44-250

other manufacturing industries, employment by size range,

47-250

paper and allied products industries, employment by size range, 36-250

primary metal industries, employment by size range, 41-250

primary textile industries, employment by size range, 34-250

printing, publishing and allied industries, employment by size range, 36-251

quarries and sandpits, by province, 26-225

refined petroleum and coal products industries, employment by size range, 45-250

rubber and plastic products industries, employment by size range, 33-250

transportation equipment industries, employment by size range, 42-251

wood industries, by province, employment by size range, 35-250

Estimation methods

guide, non-mathematical, 12-602E

supply to processing plants, by month, by province, 26-006

Ethnicity

See also

Minority groups

CAs and CTs, 1986 census, 95-102 to 95-174 (even)

CMAs

12/25, atlas, 1986 census, 98-101 to 98-112

population, by sex, 1986 census, 93-156

by province

by 1976 FED, 1986 census, 94-126

by 1987 FED, 94-134

by CMA and CA, 1986 census, 94-128

children, percentage distribution, Canada, 89-520

distribution, by age, marital status, mother tongue, home and official languages, citizenship, place of birth, age at and period of immigration, education, labour force activity, income, by single or multiple origins, 93-154

elderly, 11-519E

immigrant and non-immigrant population, by sex, period of

immigration, province, 1986 census, 93-155

inner city areas, concentration, 98-123

labour force survey, by province and economic region, 1986 census, 71-535 no. 5

mortality, children living on reserves, Canada, 89-520

mother tongue

and home language, official languages, by province, 1986 census, 93-103

by age group, sex and province, 1981, 1986 census, 93-102

occupations, by sex and detailed occupation, 1986 census, 93-157

population

by CD and CSD, for each province and territory, 1986 census, 94-102 to 94-124 (even)

by sex, single and multiple origins, by age group, by province, 1986 census, 93-109

proceedings of a symposium on social supports, 89-514E

total income, by sex and income group, by province, 1986 census, 93-114

variations in family social support of the elderly, differences in reaching out for formal supports, 89-514E

visible minorities, employment equity, 11-008E no. 22 (p. 26-28)

Excavating and grading

contractors, establishments, output, labour, revenue and expenditures, by province, 64-210

Exchange rates

- historical data, 11-210
- recent data, 11-010

Exhibition centres

- revenue, expenses, employment, visitors, by province, by governing authorities, 87-207

Expenditure, 11-511E

See also

- Capital
- Government expenditure
- Income
- Operating expenses
- Prices

- adult correctional services, 85-211
- business enterprises, annual report, 11-201
- construction
 - non-residential, general contractors and developers, 64-207
 - residential, general contractors, 64-208
- courts, 85-002 vol. 11 no. 3
- criminal injuries compensation, per capita, by province, 86-502
- disabled persons, elderly, source of out-of-pocket expenses, housing affordability, 82-615 vol. 1
- domestic travels of Canadians, by mode of transport, purpose, 87-504
- education
 - all levels and by level of education, by province, 81-208
 - by source, level, by province, 81-229
 - by type of institution, by source, by province, 81-220
- elderly
 - by age group and sex, 89-519
 - disabled persons, source of out-of-pocket expenses, housing affordability, 82-615 vol. 1
- electrical contractors, by province, 64-205
- families
 - and unattached individuals, 62-555
 - on selected items, 1964-1986, 11-008E no. 21 (p. 16)
 - child care arrangements, 75-001E vol. 3 no. 2 (p. 68-76)
- federal government, growth, 1966/67 to 1990/91, 11-010 vol. 4 no. 6 (p. 3.1-3.18)
- health care, as a proportion of GNP, 82-540E
- households
 - rural and urban households, 1986, 75-001E vol. 2 no. 3 (p. 23-29)
 - spending patterns, comparison between Canada and the United States, 75-001E vol. 2 no. 3 (p. 9-22)
- government
 - federal
 - finance, 68-211
 - on justice services, 85-002 vol. 11 no. 7
 - on science and technology, by department, agency, 88-204
 - financial management statistics, operations manual, 68-507E
- local
 - distribution, historical summary, 68-204
- hospital
 - historical data, 11-210
 - recent data, 11-010
- national accounts, 13-201
- provincial
 - by major source, 68-207
 - gross general, 68-207
 - historical summary, 68-207
- heavy engineering contractors, 64-209

- highway construction contractors, 64-206
- homeowner repair and renovation expenditures, by province, 62-001
- industrial research and development, by industry, 88-202
- labour unions, 71-202
- legal aid
 - by function and per capita, 85-002 vol. 11 no. 11
 - by province, 85-216
- mechanical contractors, 64-204
- performing arts companies, by size, by province, 87-209
- personal, annual estimates, 1926-1986, 13-531
- personal, consumer goods and services, national accounts, 13-001
- price indexes, research and development, by industry, 88-509
- provincial economic accounts
 - annual data, 1961-1986, 13-213S
 - annual estimates, 13-213
 - quarterly estimates, 1947-1986, 13-533
- rail, 52-216
- research and development
 - by activity sector, 88-001
 - measurement, 88-506E
 - price indexes, 88-509
- residential care
 - elderly, 82-003S suppl. no. 18, 83-237
 - mental disorders, 82-003S suppl. no. 19, 83-238
- science and technology, 88-002
- social, distribution and projected growth by major program, 11-008E no. 20 (p. 6-8)
- special trade contractors, 64-210
- system of national accounts, user guide, 13-589E
- training and development in companies, 81-574E
- travel, tourism and recreation, 87-401
- trusteed pension funds, 74-201
 - quarterly, 74-001
- universities, trends, by province, 81-260

Expenses

See also

- Operating expenses
- associated with accidents by type of accident, by sex and age group, 11-612E no. 3
- cable television, 56-205
- credit unions, by province, financial statistics, 61-209
- disabled persons
 - residing in health care institutions, 82-615 vol. 6
 - residing in households, Canada, provinces and territories, 82-602
- farm operation, 21-602E no. 4
- farms, 1986 census, 1971 to 1986 census data, Canada, by type, by province, 96-102
 - for each province, by type, agricultural region and census division, 96-103 to 96-112
- federal government enterprises, by industry division, 61-203
- film industry, 87-204
- heritage institutions, by province, 87-207
- industrial corporations, by industry sector, quarterly, preliminary data, 61-003P
- national accounts, user guide, 13-603E no. 1
- periodical publishing industry, 87-203
- provincial government enterprises, by province, by industry, 61-204
- public libraries, 87-205, 87-205S
- radio and television broadcasting, 56-204
- rail transport, 52-003

related to disability, disabled persons residing in households,
 Canada, provinces and territories, 82-602
 retail trade
 clothing, men's, by province, 63-603
 florists, by province, 63-608
 jewellery stores, by province, 63-609
 drug stores, by province, 63-607
 telecommunications, 56-001

Exploration companies

See also

Mining

mining, petroleum, natural gas, exploration, development and
 capital expenditures, intentions, by province, 61-216

Explosives

violent offences, number of cases heard in youth court, 85-002
 vol. 10 no. 5

Exports

See also

International trade

alcoholic beverages, 63-202
 asphalt shingles, roll roofing and siding, tar and asphalt felt and
 sheathing, asphalt compounds, monthly, 45-001
 books published in Canada, 87-210
 Canadian automobile industry, 42-251
 classification, Harmonized System, 12-578E, 12-579E
 coal
 by destination, by province, 26-206
 monthly, 45-002
 coarse grains, by country of final destination, 22-007
 commodity classification codes, 12-580E
 commodity groupings, 65-001P
 corrugated boxes and wrappers, shipments by province of
 destination, 36-004
 country, by H.S. chapter and province of origin, 65-003
 crude oil and equivalent, natural gas, 26-006
 destinations of manufacturing shipments, by industry, by
 province, 31-530
 domestic, food and feed, 32-250
 eggs, 23-202
 electric power, by province, monthly, 57-001
 energy, by province, 57-003
 fertilizer materials, by province, 46-504
 furs, wildpelts, 23-208
 H.S. commodity code
 by country of destination, current year data, 65-202
 by trading partners, 65-004
 H.S. summary groupings, country of destination, recent annual
 data, 65-202
 high technology products, 88-503E
 historical data, 11-210
 household appliances, by type, by province, monthly, 43-010
 iron and steel, by industry, 41-001
 livestock and animal products, 23-203
 natural gas, 55-002
 to United States, 57-205
 oil pipeline transport, monthly, 55-001
 oilseeds
 by country of final destination, 22-007
 oil, 21-601E no. 4
 paper products, 25-202
 particleboard, waferboard and hardboard, 36-003
 poultry, 21-602E no. 2, 23-202

principal trading areas, commodity categories, province of origin,
 countries of destination, 65-001
 raw furs, number and value, 23-207
 recent data, 11-010
 refined petroleum products, by type, by province, 45-004
 rigid insulating board, wood fibre, production and shipments,
 36-002
 steel pipes and tubing, 41-011
 steel wire and wire products, 41-006
 sugar, raw and refined, 32-013
 tobacco products, 32-022
 wheat
 by country of final destination, 21-522E, 22-007
 by month and clearance sector, 22-201
 wheat and wheat flour, 22-502

Extended care

See

Special care

External Affairs, 11-402E, 11-403E

See also

International trade

External trade

See

International trade

F

Fabricated materials

See also

Materials and supplies

shipped by Canadian manufacturers, value and volume, 31-211

Fabricated metal products

See also

Metals

industries

annual census of manufacturers, 41-251

financial statistics, quarterly, 61-008

Fabrics

See also

Textile products

industries

annual census of manufacturers, 34-250, 34-251

principal statistics, employment, inventories, 34-250B,
 34-251B

Factory sales

electric storage batteries, monthly, 43-005

Families, 11-511E, 89-509

See also

Census families

Children

Divorces

Income

Lone-parent families

Marriages

Unattached individuals

Canada's north, household composition, 98-122

Caribbean immigrants, size, 91-536E

census

children, in families, by type and income groups, Canada, 89-520

dictionary, 1986, 99-101

users guide, 99-113

child care arrangements, 71-601 no. 31

composition, labour force

annual averages, 1981-1988, 71-529

monthly estimates, 71-001

courts, matters heard, permanent courts with responsibility for family matters, special services provided for family matters, mediation, counselling and court support services, 85-002 vol. 10 no. 3

demographic trends, 11-520E

distribution of wealth, 13-580

divorce, law, history, 89-502E

dual-earner

distribution, by work experience, by present job tenure, by earnings group, by occupations and earnings status of spouses, by family income, 13-215

women as primary earners, 75-001E vol. 2 no. 1 (p. 64-72)

economic families

CAs and CTs, 1986 census, 95-101 to 95-173 (odd)

distribution, by size, by CD and CSD, for each province and territory, 1986 census, 94-101 to 94-124

income, by family structure, income group, source, schooling level, period of immigration, mother tongue, ethnic origin, weeks worked in 1985, class of worker, major occupation group, by province, 1986 census, 93-118

elderly, low income incidence, by age and sex of head, 1983 and 1988, 11-008E no. 22 (p. 16-20)

expenditures, trends, 89-509

expenses on health care, 82-540E

farm operators, 1986 census, typology, 96-114

farming, number, size, number of children, income, 98-133

financial conditions, families and unattached individuals, 13-580

food expenditures, by province, city, income and size, 62-554

friendship

and kinship patterns over life course, ethnic variations in social support of the elderly, familial support in non-family settings, new forms of the family, linking family with social support, 89-514E

ties among seniors, support groups, 89-508

government transfer payments, dependency, 1971 and 1989, 75-001E vol. 3 no. 2 (p. 51-67)

high income, socio-demographic and economic characteristics, 13-584

housing and home-ownership, teaching kit, 11-517E

income

after tax

and factor income, 1980-1989, 11-010 vol. 4 no. 9 (p. 4.1-4.13)

distribution by bracket, 13-210

and household facilities, 13-218

deciles, selected characteristics, 13-588 no. 4

from government transfer payments, 75-001E vol. 2 no. 3 (p. 50-60)

of dual-earner families, 13-215, 13-588 no. 3

overview 1951-1981, 13-581E

spendable discretionary, 11-010 vol. 4 no. 3 (p. 4.1-4.14), 75-001E vol. 3 no. 1 (p. 27-36)

labour force

annual averages, by status and sex, by composition and labour force characteristics of female head or spouse, age of youngest child, labour force status of husband and

presence of husband, 71-220

characteristics, by province, 1977-1984, 71-533

survey, by province and economic region, 1986 census, 71-535 no. 5

life cycle, Canada, 91-535E

lone-parent

CAs and CTs, 1986 census, 95-101 to 95-173 (odd)

teaching kit, 11-520E

mortgages, housing affordability, trends, 98-130

occupations, by sex and detailed occupation, 1986 census, 93-157

occupied private dwellings, by size, type and income, by construction type and age, heating equipment and fuel, by province, 1986 census, 93-105

poverty, selected characteristics, 13-588 no. 4

private households, by type, number of persons, by age group of children, by province, 1986 census, 93-106

private occupied dwellings, by number of people, by tenure, by province, 1986 census, 93-104

proceedings of a symposium on social supports, 89-514E

projections for 1989-2011, Canada, provinces and territories, 91-522

questionnaires on microfiche, 12-205M

shelters for families in crisis, directory, by province, 82-003S suppl. no. 7

trends, 11-008E, 89-509

wealth distribution, 1970-1984, 13-588 no. 1

women, statistical report, 89-503E

work

patterns, women, as primary earners, 75-001E vol. 2 no. 1 (p. 64-72)

unpaid, trends, 71-535 no. 2

Family allowances

See also

Government transfer payments

and child tax credits, 75-001E vol. 2 no. 3 (p. 50-60)

income deciles, 13-588 no. 4

related programs, benefits, 86-508

Family assistance

See also

Social security

allowances and related programs, 86-508

Family households

type, number of persons, by age groups of children, by province, 1986 census, 93-106 to 93-107

Family income

See also

Income

characteristics of the lowest income decile, 13-588 no. 4

distribution, 13-208

by income bracket, 13-207

drug use, sedative-hypnotic drugs, 82-003 vol. 3 no. 1 (p. 33-57)

dual-earner families, 13-588 no. 3

by earnings status of spouses, by work experience of spouses, 13-215

factor income and after-tax income, inequality, 1980-1989, 11-010 vol. 4 no. 9 (p. 4.1-4.13)

government transfer payments, distribution and incidence by deciles, 75-001E vol. 2 no. 3 (p. 50-60)

husband-wife families, by earnings status of spouses, by work experience of spouses, 13-215
 income earner, 13-217
 low, employment, 75-001E vol. 2 no. 2 (p. 32-40)
 population, by CD and CSD, for each province and territory, 1986 census, 94-102 to 94-124 (even)
 trends, 89-509
 women, as primary earners, 75-001E vol. 2 no. 1 (p. 64-72)
 working wives, changing work patterns, 75-001E vol. 3 no. 2 (p. 27-37)

Family planning services

See also
 Contraception

Health and Welfare Canada, 86-511

Family wealth

See also
 Wealth

distribution, 13-580
 working wives, 13-578

Fans

See also
 Machinery and equipment

machinery, industries
 annual census of manufacturers, 42-250
 principal statistics, employment, inventories, 42-250B

Farm capital

1986 census, Canada, by type, by province, 96-102
 for each province, by type, agricultural region and census division, 96-103 to 96-112
 value, land and building, machinery and equipment, livestock and poultry, spatial distribution, trends, 1986 census, 96-113

Farm cash receipts, 21-603E

See also
 Farms
 Income

milk and cream, monthly, by province, 23-001
 province, 21-522E
 quarterly, 21-001

Farm labour

1986 census, 1971 to 1986 census data, Canada, by type, by province, 96-102
 for each province, by type, agricultural region and census division, 96-103 to 96-112

Farm operating expenses

See also
 Operating expenses

1986 census, Canada, by type, by province, 96-102
 for each province, by type, agricultural region and census division, 96-103 to 96-112
 business, livestock, crops, wages, rents, spatial distribution, trends, 1986 census, 96-113
 by province, 21-522E

Farm operators

1986 census, age-sex distribution, marital status, education, income, off-farm work, families, 96-114

age, tenure, residence, type of organization, areas, 1986 census, Canada, by province, 96-102
 for each province, by agricultural region and census division, 96-103 to 96-112
 aged 55 years and older, percent, off farm work, hired labour, sales by type of organization, women, spatial distribution, 1986 census, 96-113

Farm price indexes

See also
 Price indexes

province, monthly, 62-003
 region, quarterly, 62-004

Farm production indexes, 21-603E

Farm technology

area fertilized, amount applied, area sprayed, irrigated, tractors, spatial distribution, 1986 census, 96-113

Farmers

See also
 Occupations

labour, unpaid family work, trends, 71-535 no. 2
 occupational mortality, by cause, British Columbia, 84-544
 population, general characteristics, level of education, labour force participation, farm work, unpaid work, income, 98-133
 treatment of house rents in farm accounts, 21-601E no. 10

Farming

See also
 Agriculture
 Farms

entry process, southern Ontario, 1966-1976, 21-601E no. 6

Farms, 21-522E

See also
 Agricultural products
 Agriculture
 Dairy products
 Fruits
 Grains
 Land use
 Livestock
 Poultry
 Vegetables
 Wheat and wheat flour

accounts
 house rents, 21-601E no. 10
 operating expenses and depreciation charges, 21-602E no. 4
 area seeded, production and stocks, by province, 22-002
 by size, area, land use, sales class, 1986 census, 1971 to 1986 census data, Canada, by type, by province, 96-102
 for each province, by type, agricultural region and census division, 96-103 to 96-112
 economic statistics, 21-603E
 equipment
 industries
 annual census of manufacturers, 42-250
 principal statistics, employment, inventories, 42-250B
 expenses
 farm input price index, by region, quarterly, 62-004
 treatment of house rents in farm accounts, 21-601E no. 10
 income, 13-201, 21-603

- methodology, 21-601E no. 10
- realized net farm income, contribution of direct government payments, 21-601 no. 5
- livestock numbers, by province, 23-008
- machinery and equipment, 1986 census, Canada, by type, by province, 96-102
 - for each province, by type, agricultural region and census division, 96-103 to 96-112
- operating expenses, 21-602E no. 4
- overview based on 1986 census data, 11-008E no. 16 (p. 20-23)
- products
 - consumer price indexes, 21-603E
- spatial distribution, 96-113
- supply and disposition
 - coarse grains, oilseeds, wheat, Prairie provinces, by crop year, 22-007
- value
 - poultry, 23-202

Fasteners

- metal, industries
 - annual census of manufacturers, 41-251
 - principal statistics, employment, inventories, 41-251B

Fats

- See
- Oils and fats

Federal agencies

- expenditures on science and technology, 88-204

Federal Court of Canada, 85-511E

- See also
- Courts

Federal electoral districts

- 1976 representation order, population and dwellings, selected characteristics, by province, 1986 census, 94-125, 94-126
- 1987 representation order, population and dwellings, selected characteristics, by province, 94-133, 94-134
- CSDs, population, 1986 census, 92-102
- comparison, 1981, 1986 census, 99-106E
- dwellings, 1986 census, 92-102
- index maps, 1976 and 1987, p. 176
- population
 - 1981, 1986 census, 92-102
 - and occupied dwellings, by EA, by province, 1986 census, 92-103
 - change, 1981-1986, population distribution, maps, p. 178
- reference list of EAs, by CSD, CD, 1986 census, by province
 - Atlantic provinces, 99-117
 - Ontario, 99-119
 - Quebec, 99-118
 - western provinces and territories, 99-120
- reference list of EAs, by CSD, CD, PCT, 1986 census, by province
 - Atlantic provinces, 99-122
 - Ontario, 99-124
 - Quebec, 99-123
 - western provinces and the territories, 99-125

Federal government

- See also
- Government

- debt, growth, 1966/67 to 1990/91, 11-010 vol. 4 no. 6

- (p. 3.1-3.18)
- employment
 - and payroll, by department, agency, by occupational category, by province, monthly data, 72-004
 - and remuneration, by occupational category, by sex, 72-209
- enterprises, 68-211
- financial statistics, 61-203
- expenditures on culture
 - by function and province, 87-206
- heritage institutions, 87-207
- overview, 87-517
- performing arts companies, 87-209
- expenditures on science and technology, 88-204
- finance, gross general revenue and expenditures, assets and liabilities, 68-211
- financial flows, recent quarterly data, 13-014, 13-214
- national balance sheets, 13-214
- payments, criminal injuries compensation, by province, 86-502
- revenue and expenditures
 - by province, 13-213
 - annual data, 1961-1986, 13-213S
 - debt charges, surplus/deficit and gross debt, 1966/67 to 1990/91, 11-010 vol. 4 no. 6 (p. 3.1-3.18)
 - national accounts, 13-201
- scientific and technological establishments, directory, 88-206E
- shipments to, upholstered chairs, in thousands of dollars, 35-006
- value of construction work purchased, new and repair, by type of structure, 64-201

Federal income and expenditure

- See
- National income and expenditure

Feed

- See also
- Food
- Livestock

- expenses, 21-602E no. 4
- industries
 - annual census of manufacturers, 32-250
 - principal statistics, employment, inventories, 32-250B
- shipments, 22-201
 - animal and poultry, by province of origin, 32-004
- shipped by Canadian manufacturers, value and volume, 31-211

Feedstocks

- petrochemical, supply, sales and disposition, by province, 45-004

Felts

- See also
- Textile products

- industries
 - annual census of manufacturers, 34-251
 - principal statistics, employment, inventories, 34-251B

Fencing

- See also
- Wire

- contractors, establishments, output, labour, revenue and expenditures, by province, 64-210
- steel, production and shipments, 41-006

Ferro-alloys

See also

Iron and steel

production and shipments, 41-001

Fertility

See also

Births

Population

Vital statistics

age-specific

fertility and rates, 1986, 82-003 vol. 3 no. 1 (p. 7-31)

rates, 82-003S suppl. no. 14

decline, impact of dependency ratios, international comparison,

75-001E vol. 2 no. 2 (p. 50-57)

married and single women, 91-209E

projections for 1989-2011

by province, 91-520

Canada, provinces and territories, 91-522

Quebec and rest of Canada, 1926-1986, 11-008E no. 17

(p. 5-8)

rates

age groups, Canada, 91-535E

and age-specific fertility, by income quintile, 1986, 82-003

vol. 3 no. 1 (p. 7-31)

index, single and married women, number of children,

population growth, 91-524E

life expectancy, 82-543

trends, 71-603E

trends, 89-509

youth, 82-545E

Fertility index

See

Fertility

Fertilizers

See also

Crops

Potash

expenses, farm accounts, 21-602E no. 4

industries

annual census of manufacturers, 46-250

principal statistics, employment, inventories, 46-250B

materials, shipments, nutrient contents, imports, exports, by

province, 46-504

use, 1986 census, Canada, by type, by province, 96-102

for each province, by type, agricultural region and census

division, 96-103 to 96-112

Fibreglass

See also

Insulating materials

industries

annual census of manufacturers, 44-250

principal statistics, employment, inventories, 44-250B

production and shipments, 44-004

Fibres

See also

Textile products

natural, processing industries

annual census of manufacturers, 34-251

principal statistics, employment, inventories, 34-251B

Field crops

See also

Agriculture

Crops

Grains

area seeded, production and stocks, 22-002

Field expenditures

on-property exploration, development and general exploration, for

mining, petroleum, natural gas, by province, intentions,

61-216

Field of study

See also

Education

job match and job satisfaction, 75-001E vol. 2 no. 1 (p. 52-63)

major, classification structure and description of unit groups,

user's guide, 1986 census, 99-130E

overall concentration and by sex, 75-001E vol. 2 no. 1

(p. 52-63)

population, by CD and CSD, for each province and territory,

1986 census, 94-102 to 94-124 (even)

Films

See also

Arts

Audiovisual materials

Motion pictures

Videos

arts and culture, statistical profile, 87-527

Canadian, 11-402E

distribution and exhibition, 63-207

economic impact, 87-532

industry

production, by type, revenue, expenses, employment, market,

87-204

synopsis, 87-001, 87-004

municipal, provincial and federal expenditures

by province, 87-206

overview, 87-517

plastic

manufactured from resin, shipments, 47-007

principal statistics, employment, inventories, 33-250B

production, principal statistics of establishments, revenue,

63-206

Finance

See also

Balance sheets

Bankruptcies

Business

Co-operatives

Corporations

Debt

Federal government

Financial institutions

Government

Government finance

Local government

Names of provinces

National accounts

Savings

Taxes
Wealth

CANSIM, minibase series directory, 12-569E
companies, financial statistics, quarterly, 61-006
conditions, families and unattached individuals, 13-580
control, publishers, 87-210
corporations
 financial statistics, 61-207
 foreign control, 61-210
 industrial classification, 61-207
 taxation statistics, 61-208, 61-208P
directory to microdata, 11-514E
education, 81-002
 all levels and by level of education, by province, 81-208
federal government
 enterprises, financial statistics, 61-203
 expenditures, by source, level and province, 81-229
 gross general revenue and expenditures, assets and liabilities, 68-211
historical catalogue, 11-512E
historical data, 11-516E
industries
 definitions and classification index, 12-570E
 industrial classification, 12-501E
 labour force, by age group, sex, class of worker, weeks worked in 1985, by industry, by province, 1986 census, 93-113
 number of employees, salaries and wages, by industry, by province, monthly, 72-002
investment, private and public, revised intentions, 61-206
labour force
 CMAs, 1981, 1986 census, 93-156
 by sex
 by detailed industry, (1970 classification), by province, 1971, 1981, 1986 censuses, 93-152
 by industry division, by province, 1951 to 1986 censuses, 93-152
local government, 68-204
markets
 definitions, 13-585E
 historical data, 11-210
 recent data, 11-010
occupations, by sex and detailed occupation, 1986 census, 93-157
provincial government, 68-209
 enterprises, financial statistics, by province, 61-204
 revenue and expenditures, 68-207
questionnaires on microfiche, 12-205M
trusteed pension funds, rates of returns, nominal and real, by sector, 75-001E vol. 2 no. 1 (p. 42-51)
universities, trends, by province, 81-260

Financial aid

See also

Student aid
Tuition fees

publishers, amount and source, 87-210

Financial flows

guide, 13-585E
quarterly and annual, 13-014
sector, quarterly and annual, 13-214
system of national accounts, user guide, 13-589E

Financial institutions

See also

Banks
Credit unions
Insurance

capital and repair expenditures, revised intentions, 61-206
expenditures, intentions, by region, by province, 61-205
financial statistics, quarterly, 61-006
private, financial flows, recent quarterly data, 13-014, 13-214
national balance sheets, 13-214

Financial management statistics, 61-204

operations manual, 68-507E

Fine cut tobacco

See

Tobacco

Fines

dispositions in youth courts, 85-002 vol. 11 no. 5
youth sentences, number and percentage of total dispositions, 85-002 vol. 10 no. 1

Firearms

violent offences, number of cases heard in youth court, 85-002 vol. 10 no. 5

Fireplaces

See also

Heating equipment

free-standing and prefabricated, volume and value of shipments, 25-002

Fish

feed, shipments, by province of origin, 32-004

Fish and shellfish

See also

Food
Industries

industries

annual census of manufacturers, 32-250
principal statistics, employment, inventories, 32-250B
supply and disposition
 consumption per capita, 32-230
 consumption per capita, data sources, conversion factors, 32-509E

Fisher

See also

Furs

pelts, exports, 23-208

Fisheries

See also

Natural resources

historical data, 11-516E
human activity and the environment, 11-509E
New Brunswick, 11-608
private and public investments, intentions, by province, 61-205
provincial government enterprises, financial statistics, by province, 61-204

Fishing and trapping*See also*

Furs

Industries

industries

industrial classification, 12-501E

labour force, by age group, sex, class of worker, weeks worked in 1985, by industry, by province, 1986 census, 93-113

labour force, by sex

by detailed industry, (1970 classification), by province, 1971, 1981, 1986 censuses, 93-152

by industry division, by province, 1951 to 1986 censuses, 93-152

occupational classification, 12-565E

Flaxseed*See also*

Oilseeds

area seeded, by census division, maps, p. 178

supply and disposition, marketing exports, 22-007

Flights*See also*

Air traffic

Airports

air carrier traffic, by airport, 51-005

international

domestic portion, number of passengers

by city, 51-204

by city-pair, 51-204

transborder portion, number of passengers

by city, 51-205

by city-pair, 51-205

Floor, tile, linoleum and coated fabric

industries

annual census of manufacturers, 47-250

principal statistics, employment, inventories, 47-250B

Florists*See also*

Greenhouses

retail trade, operating results, by province, 63-608

Flour*See also*

Barley

Grains

Wheat and wheat flour

domestic consumption and exports, 22-502

flour mixes, industries

annual census of manufacturers, 32-250

principal statistics, employment, inventories, 32-250B

milling industry, overview, 22-502

supply and disposition, marketing exports, 22-007

Flowers*See also*

Florists

production and sales, by variety, by province, 22-202

Foils*See also*

Containers

aluminum, tin, lead, consumption by manufacturing industries, by industry, 31-212

Food*See also*

Dairy products

Fruits

Grains

Meat

Restaurants

Supermarkets

Vegetables

consumer price index, 62-001

weights by commodities, 62-533

consumption, average annual, 1920-1988 and 1967-1988, 11-008E no. 19 (p. 2-5)

expenditures

comparison between Canadian and American households,

75-001E vol. 2 no. 3 (p. 9-22)

discretionary income families, 11-010 vol. 4 no. 3

(p. 4.1-4.14), 75-001E vol. 3 no. 1 (p. 27-36)

families and unattached individuals, 62-554

rural and urban households, 1986, 75-001E vol. 2 no. 3

(p. 23-29)

hospital

distribution of total meal-days, by type of hospital, number of

beds, and province, 82-003S suppl. no. 20 vol. 5

meal-days per paid-hour, raw food cost per meal-day,

82-003S suppl. no. 21 vol. 3

industries

annual census of manufacturers, 32-250

beverage and tobacco industries, definitions and classification index, 12-570E

biscuit production, 32-026

capacity utilization rates, quarterly, 31-003

consumption of containers and other packaging supplies, 31-212

destination of shipments, by province, by industry, 31-530

employment

by industry, 32-250B

by province, by industry, 31-203

financial statistics, quarterly, 61-003, 61-008

preliminary data, 61-003P

inventories, by industry, 32-250B

principal statistics, employment, inventories, by industry, 32-250B

by province, by industry, 31-203

production of instant skim milk powder and process cheese, 32-024

shipments by major group of industries, monthly data, 31-001

stocks and shipments, by product type, monthly data, 31-001

international trade, 65-503

shipped by Canadian manufacturers, value and volume, 31-211

storage

frozen food, data collection and estimating procedures, 21-602E no. 2

grain elevators, 22-201

stocks of food commodities in cold storage and other warehouses, 32-217

supply and disposition, 32-230

consumption per capita, 32-229

consumption per capita, data sources, conversion factors,
32-509E

Food consumption

See also

Food

disabled persons, improvements in eating habits by total income
groups, severity of disability, 82-615 vol. 4
per capita, 21-522E, 32-229, 32-230
statistical methodology, 32-509E

Food service

See also

Restaurants

industries

industrial classification, 12-501E
restaurants, caterers and taverns, receipts, by province,
63-011

Footwear

See also

Clothing

leather and allied products industries
annual census of manufacturers, 33-251
principal statistics, employment, inventories, 33-251B
production by manufacturers, in Canada, by type of shoe,
33-002

Foreign control

See also

Corporations

Enterprises

Ownership

Canadian imports by foreign controlled and domestic enterprises,
by commodity, 67-509
corporations, major financial characteristics, 61-210
inter-corporate ownership, by corporation and country of control,
61-517
manufacturing, mining and logging establishments, 31-401,
31-401P
non-financial industries, by industry group, 67-202

Foreign investments

See also

Balance of payments

Investments

in Canada, 67-202
balance of payments, 67-001
historical statistics, 67-508
security transactions, 67-002
system of national accounts, user guide, 13-589E

Foreign trade

See

International trade

Forestry

See also

Industries

Logging

Lumber

Paper and allied products

Particleboard

Plywood

Pulp and paper

Sawmills

Veneer and plywood

Wood

human activity and the environment, 11-509E

industries

financial statistics, quarterly, 61-003

preliminary data, 61-003P

labour force, by age group, sex, class of worker, weeks
worked in 1985, by industry, by province, 1986 census,
93-113

number of employees, salaries and wages, by industry, by
province, monthly, 72-002

labour force, by sex, by detailed industry, (1970 classification),
by province, 1971, 1981, 1986 censuses, 93-152

New Brunswick, 11-608

occupational classification, 12-565

private and public investments, intentions, by province, 61-205

products

farms, 1986 census, 1971 to 1986 census data, Canada, by
type, by province, 96-102
for each province, by type, agricultural region and census
division, 96-103 to 96-112
international trade, 65-503

Forests

area of inventoried forest land by ownership, by province,
25-202

fire statistics, 25-202

historical data, 11-516E

production, by province, 25-201

productive land area, wood volumes, by province, 25-202
volume by age class, forest type and species, by province,
25-202

Fossil fuels

See also

Coal

Diesel fuel

Energy

Fuel

Gasoline

Natural gas

Oil

Oil wells

Petroleum and natural gas industry

Petroleum products

Pipelines

Propane

historical data, 11-210

industries, aggregate productivity measures, historical data,
15-204

recent data, 11-010

Foxes

See also

Furs

number of furs, farms, supply and disposition, 23-208

pelts, number and value, 23-208

Fraud offences

See also

Crimes

police reported, by province, 85-205

Freezers

See also

Refrigeration equipment

households equipped, number per household, by province,
64-202, 64-601

production, sales, stocks, exports, monthly, 43-010

Freight

See also

Grains

Pipelines

Railways

Shipping

Transportation

international, balance of payments, 67-203

international trade, shipping, by category, 1969-1984, 67-510
rail

by carrier, monthly, 52-003

by commodity, 52-216

railway carloadings, by commodity, 52-001

surface and marine transport, 50-002

truck and rail modes, comparison, 53-222

trucking industry, 53-222

Frozen food

See also

Food

apples and apple products, stocks, 32-241

data collection and estimating procedures, 21-602E no. 2

fruits

and vegetables, industry, by region, 32-023

pack and acquisitions, 32-234

stocks

asparagus, 32-233

beets, 32-240

broccoli, 32-240

brussels sprouts, 32-240

carrots, 32-239

cauliflower, 32-240

corn, 32-236

green and wax beans, 32-238

lima beans, 32-240

of food commodities, 32-217

peas, 32-235

pumpkin, 32-240

squash, 32-240

vegetables, mixed, 32-240

supply and disposition

consumption per capita, 32-230

consumption per capita, data sources, conversion factors,
32-509E

Fruit cocktail

See also

Fruits

canned and frozen, pack and stocks, monthly, 32-011

Fruits

See also

Beverages

Farms

Food

Horticulture

Names of fruits

1986 census, 1971 to 1986 census data, Canada, by type, by
province, 96-102

for each province, by type, agricultural region and census
division, 96-103 to 96-112

canned and frozen

industries, 32-250

by region, 32-023

principal statistics, employment, inventories, 32-250B

pack and stocks, 32-011

consumption, average annual, 1967-1988, 11-008E no. 19
(p. 2-5)

crops, areas in fruit trees, cultivated berries and grapes, spatial
distribution, 1986 census, 96-113

production

area, farm value, fresh market sales, sales to processors, by
province, 22-003

by type, by province, 21-522E

supply and disposition

consumption per capita, 32-230

consumption per capita, data sources, conversion factors,
32-509E

Fuel

See also

Coal

Diesel fuel

Energy

Fossil fuels

Gasoline

Kerosene

Liquefied petroleum gas

Natural gas

Oil

Oil wells

Petroleum and natural gas

Petroleum products

Pipelines

Propane

crude oil and natural gas production, 26-006

generation of electric power, 57-202

heating and cooking, single dwellings, by province, 64-202

heating equipment, occupied private dwellings, by province,
1986 census, 93-105

household facilities and equipment, by province, 64-601

light, heavy, supply, sales and disposition, by province, 45-004

number of passenger cars operated, personal use, distance
travelled, by fuel type, 53-226

production, 26-206

supply and demand, by type, by sector, by province, 57-003

Fuel consumption

See also

Energy

Fuel

Motor vehicles

Transportation

air carriers, by airline, 51-002

automobile travel, 87-401

passenger cars, light trucks and vans, 53-007

passenger cars, personal use, by province, quarterly, 53-226

railways, 52-216

ratio of passenger cars, light trucks, vans, 53-007

ratio, passenger cars, personal use, by province, quarterly, 53-226
 road motor vehicles, 53-218
 shipping industry, 54-205
 trucking industry, 53-222
 urban transit vehicles, by province, 53-003

Fuelwood

production, by province, 25-201

Funds

Canada and Quebec pension plans, 86-507
 industrial research and development, by industry, 88-202
 source and application
 local government, 68-204
 provincial governments, 68-209
 trustee pension funds, rates of returns, nominal and real, by sector, 75-001E vol. 2 no. 1 (p. 42-51)

Funerals

See also
 Coffins
 Deaths
 Mortality
 Personal service industry

directors, industry, by province, 63-532
 services, number of businesses, total revenue, by province, by revenue size, revenue by source, client base, expenses, part-time/full-time employment, 63-233

Furnaces

See also
 Dwellings
 Heating equipment
 Heating, ventilating, air conditioning

volume and value of shipments, 25-002

Furniture

See also
 Office furniture

household, quarterly shipments, 35-007
 office, shipments, by type and destination, 35-006

Furniture and fixtures

See also
 Households

industries
 annual census of manufacturers, 35-251
 capacity utilization rates, quarterly, 31-003
 consumption of containers and other packaging supplies, 31-212
 destination of shipments, by province, by industry, 31-530
 employment, by province, by industry, 31-203
 financial statistics, quarterly, 61-003
 preliminary data, 61-003P
 principal statistics
 by province, by industry, 31-203
 employment, inventories, 35-251B
 shipments by major group of industries, monthly data, 31-001
 stocks and shipments, by product type, monthly data, 31-001

Furs

See also
 Fishing and trapping

clothing industries
 annual census of manufacturers, 34-252
 principal statistics, employment, inventories, 34-252B
 farming, industry, 23-208
 imports and exports, 23-208
 production, census, 21-602E no. 2
 production, imports, exports, 23-207

G

Galleries

See
 Museums and galleries

Games

See
 Toys and games

Garages

See also
 Automobiles
 Dwellings
 Home-ownership
 Housing

households equipped, by province, 64-601

Gasoline

See also
 Automobiles
 Energy
 Fossil fuels
 Fuel
 Fuel consumption
 Motor vehicles
 Natural gas
 Oil
 Oil wells
 Pipelines
 Propane

aviation and motor, supply, sales and disposition, by province, 45-004
 net and gross sales, by province, by month, 53-218

GDP

See
 Gross domestic product

General accounts, 11-402E

General social survey, 11-008E no. 17 (p. 10-13; 22-24; 28-30), no. 19 (p. 7; 29-30)
 accidents, 11-612E no. 3
 adults, 11-612E no. 1
 criminal victimization and risk of accident, 11-612E no. 2
 elderly, support groups, 89-508

Geocartographics

Statistics Canada, 1986 census products
 final edition, 99-103E
 preliminary edition, 99-102E

Geographical classification, 12-571

See also
 Urban areas

CMAAs and CAs, reference list of EA by PCT, 99-126
 EAs, 1981 and 1986 equivalents, by 1981, 1986 codes, 1986 census, 99-127
 census tracts, 1986 census, 99-121
 changes, 1981-1986, 12-573
 enumeration areas, 1986 census, 99-117 to 99-120
 list of EAs by PCT, 99-122 to 99-125
 maps, CDs, CSDs, 1986 census, 99-115
 maps, CMAAs, CAs, 1986 census, 99-116
 place names, reference list, by classification code, by province, population, 1986 census, 92-121 to 92-123
 reference maps, **12-572**

Geographical co-ordinates

place names, reference list, by classification code, by province, population, 1986 census, 92-121 to 92-123

Geography

CMAAs and CAs system, 1981, 1986 comparison, 99-105E
 agriculture, climate, farms, farm operators, land use, crops, livestock, poultry, technology and management practices, capital, business expenses, sales, households, 1986 census and trends, 96-113
 census
 dictionary, 1986, 99-101
 geostatistical areas, description, 99-104E
 non-standard geographical areas, definitions, limits and comparability, 1981-1986, 99-106E
 reference and statistical maps, p. 176-178
 standard geographical areas, definitions, limits and comparability, 1981, 1986, 99-106E

Geostatistical areas

CMAAs and CAs, reference list of EAs by PCT, 99-126
 EAs, 1981 and 1986 equivalents, by 1981, 1986 codes, by province, 1986 census, 99-127
 census reference maps, p. 176-177
 classification, **12-571** to **12-573**
 description, census handbook, 99-104E
 reference list
 EAs, by CSD, CD, 1986 census, by province
 Atlantic provinces, 99-117
 Ontario, 99-119
 Quebec, 99-118
 western provinces and territories, 99-120
 of EAs, by CSD, CD, PCT, 1986 census, by province
 Atlantic provinces, 99-122
 Ontario, 99-124
 Quebec, 99-123
 western provinces and the territories, 99-125
 of EAs, by CT, 1986 census, 99-121

Geostatistical units

CMAAs and CAs system, 1981, 1986 comparison, 99-105E
 comparison, 1981, 1986 census, 99-106E

GERD

See
 Gross domestic expenditure

Glass

See also
 Mineral products

industries

annual census of manufacturers, **44-250**
 principal statistics, employment, inventories, 44-250B

products, industries

annual census of manufacturers, 44-250
 principal statistics, employment, inventories, 44-250B

Gloves

See also
 Clothing

industries

annual census of manufacturers, **34-252**
 principal statistics, employment, inventories, 34-252B

Gold

See also
 Mines
 Mining

mineral production, by province, **26-202**

mines

production and shipment, 26-223
 prices, in Canadian and U.S. dollars, 26-201

GNP

See
 Gross national product

Golf courses

See also
 Recreation
 Sports

number of businesses, total revenue, by province, by revenue size, revenue by source, client base, expenses, part-time/full-time employment, **63-233**

Goods

consumer price index, 62-533

Goods and service industries

See
 Consumer goods and services

Goods-producing industries

See also
 Industries

destinations of manufacturing shipments, by industry, by province, 31-530

fixed capital flows and stocks, 13-211

by industry, historical data, 1936-1983, 13-568

gross domestic product, by industry, monthly data, 15-001

labour force, by detailed industry, sex, age group and class of worker, by province, 1986 census, 93-113

number of employees, salaries and wages, by industry, by province, monthly, 72-002

persons who worked in 1985, by detailed industry, by sex, labour force activity, weeks worked, total and mostly full-time, by province, 1986 census, 93-113

Government

See also
 Federal government
 Local government
 Provincial government
 Public administration

arts and culture, economic impact, 87-532

arts and culture, support, statistical profile, 87-527

CANSIM, minibase series directory, 12-569E
 capital and repair expenditures, revised intentions, 61-206
 departments, investments, intentions, by province, 61-205
 enterprises
 federal, employment and remuneration, by province or territory, 72-209
 provincial and territorial, employment and remuneration, 72-209
 provincial, financial statistics, 61-204
 expenditures on education, by source, by province, 81-220
 finance
 local, 68-204
 provincial, 68-209
 federal, 68-211
 financial flows, recent quarterly data, 13-014, 13-214
 financial transactions, operations manual, 68-507E
 fixed capital flows and stocks, 13-211
 historical data, 1936-1983, 13-568
 historical data, 11-516E
 investment income, by province, 13-213
 annual data, 1961-1986, 13-213S
 national balance sheets, 13-214
 research and development, expenditure, by activity sector, 88-001
 revenue and expenditures
 financial management statistics, operations manual, 68-507E
 national accounts, 13-001
 value of construction work purchased, new and repair, by type of structure, 64-201

Government aid

grain production, commodity programs in the United States, 21-601E no. 7
 universities, trends, by province, 81-260

Government employment

See also
 Employment
 Enterprises

employment changes, by enterprise, by province, 18-501E
 federal
 employment and payroll, by department, agency, by occupational category, by province, monthly data, 72-004
 financial statistics, 61-203

Government expenditure

See also
 Expenditure
 Government transfer payments

annual estimates, 1926-1986, 13-531
 culture
 by function and province, 87-206
 heritage institutions, 87-207
 overview, 87-517
 performing arts companies, 87-209
 environment, 11-509E
 intentions, by region, by province, 61-205
 justice services, 85-002 vol. 11 no. 7
 national accounts, 13-201
 quarterly estimates, 1947-1986, 13-533

Government finance

See also
 Government expenditure
 Government revenue

National accounts

federal, 61-203
 historical data, 11-516E
 New Brunswick, 11-608
 provincial
 financial statistics, 61-204
 revenue and expenditures, by province, 68-207

Government investments

See also
 Investments

machinery and equipment, national accounts, 13-001

Government revenue

See also
 Income
 National accounts
 Taxes

alcoholic beverages, control and sales, 63-202
 annual estimates, 1926-1986, 13-531
 national accounts, 13-201
 quarterly estimates, 1947-1986, 13-533

Government service industries

federal government enterprises, financial statistics, 61-203
 industrial classification, 12-501E
 labour force, by age group, sex, class of worker, weeks worked
 in 1985, by industry, by province, 1986 census, 93-113
 occupations, by sex and detailed occupation, 1986 census, 93-157

Government spending, 11-402E

See also
 Operating expenses

Government transfer payments

See also
 Social assistance
 Social security

by type and by components, 75-001E vol. 3 no. 2 (p. 51-67)
 Canada and Quebec pension plans, 86-507
 comparison between Canada and the United States, 75-001E vol. 2 no. 1 (p. 29-41)
 criminal injuries compensation, by province, 86-502
 dependency ratio, 1971 and 1989, 75-001E vol. 3 no. 2 (p. 51-67)
 direct
 contribution to realized net farm income, 1971-1979, analysis, 21-601 no. 5
 payments to farm producers, 21-603E
 distribution, subprovincial areas, 13-216
 education, financial statistics, 81-208
 expenditures, on culture
 by function and province, 87-206
 overview, 87-517
 family
 allowances and related programs, 86-508
 income distribution, impact, 1980-1989, 11-010 vol. 4 no. 9 (p. 4.1-4.13)
 farmers, 21-522E
 federal government
 enterprises, 61-203
 finance, 68-211
 husband-wife and common-law families, financial impact,

11-008E no. 21 (p. 16-20)
 incidence, distribution, impact on family income and changes
 between 1970-1985, 75-001E vol. 2 no. 3 (p. 50-60)
 low-income families, relative poverty, 75-001E vol. 2 no. 2
 (p. 32-40)
 national welfare grants, 86-511
 old age security, guaranteed income supplement, spouse's
 allowance, 86-509
 pensions and incomes of the elderly, 1971-1985, 13-588 no. 2
 provinces, 13-213
 annual data, 1961-1986, 13-213S
 regional, per capita, relation to high or low taxes, 75-001E vol. 2
 no. 4 (p. 51-61)
 social allowances and welfare, 86-510
 to families in the lowest income decile, 13-588 no. 4
 to individuals, number and value, by income group, by province,
 by type of payments, 1986 census, 93-114
 to persons, 13-201
 universities, trends, by province, 81-260

Graduates

See also
 Colleges
 Degrees
 Students
 Universities

 CMAs, population, by age group and sex, 1986 census, 93-156
 employment income, by sex and income group, by province,
 1986 census, 93-115
 level, sex, field of study, by province, 81-229
 non-university postsecondary programs, by program field and
 province, 81-222
 nursing education programs, 82-003S suppl. no. 22
 occupations, by sex and detailed occupation, 1986 census,
 93-157
 postsecondary
 by field of study, by level, **88-508E**
 labour market, 89-518
 total income, by sex and income group, by province, 1986
 census, 93-114
 schooling level, by detailed field of study, by sex, age group and
 province, 1986 census, 93-110
 sex, field of study, employment, income, trends, 98-134
 university
 employment by occupation and industry sector, **89-501E**
 home province and province of graduation, 75-001E vol. 2
 no. 1 (p. 52-63)
 male-female earnings gap, 75-001E vol. 2 no. 2 (p. 19-31)
 vocational training, apprenticeship programs, 75-001E vol. 3
 no. 1 (p. 7-15)

Grains

See also
 Agriculture
 Food
 Freight
 Names of grains

 American grain production, commodity programs, 21-601E no. 7
 area seeded
 by census division, maps, p. 178
 production and stocks, by province, 22-002
 crops, area, barley, corn, spatial distribution, 1986 census,
 trends, 96-113
 industries
 annual census of manufacturers, 32-250

principal statistics, employment, inventories, 32-250B
 marketing and pricing, 22-502
 milling industry, overview, 22-502
 supply and disposition
 consumption per capita, 32-229
 consumption per capita, data sources, conversion factors,
 32-509E
 marketing exports, 22-007
 trade, 22-201

Grapes

See also
 Fruits

production estimates, by province, 22-003

Graphite

See also
 Mines
 Mining

production, by province, 26-202

Gravel

See
 Sand and gravel

Grease

See
 Lubricating oil and grease

Greenhouses

See also
 Florists
 Ornamental plants

 1986 census, Canada, by type, by province, 96-102
 for each province, by type, agricultural region and census
 division, 96-103 to 96-112
 industry, 22-202

Grocery

See also
 Food
 Retail trade

 chain, number of stores, annual sales, historical data, 63-210

Gross domestic expenditure

research and development, **88-506E**

Gross domestic product, 13-001

See also
 Economic indicators
 National accounts
 Production

 annual estimates, 1926-1986, 13-531
 arts and culture, 87-532
 contribution by the transportation sector, 53-222
 expenditure based, 1926-1990, 67-508
 guide to the income and expenditure accounts, 13-603E no. 1
 historical data, 11-210, 11-516E
 industrial distribution, **13-201**
 industry
 by province, 15-203
 monthly, 1961-1980, 15-512
 monthly data, 15-001

- quarterly, 1961-1980, 15-512
- input-output tables
 - 1961-1981, 15-510
 - constant prices, 1961-1981, 15-511
 - recent data, 15-201
- provinces
 - annual data, 1961-1986, 13-213S
 - annual estimates, 13-213
 - preliminary estimates, 13-213P
- quarterly estimates, 1947-1986, 13-533
- recent data, 11-010
- revenues, expenditures, major components, 11-010 vol. 4 no. 6 (p. 3.1-3.18)
- tourism and recreation, 87-401
- trends, 11-002E

Gross national expenditure, 13-201

See also

- Economic indicators
- National income and expenditure

Gross national product, 13-201

See also

- Economic indicators
- National income and expenditure

- guide to the income and expenditure accounts, 13-603E no. 1
- national accounts, recent quarterly data, 13-001

Guaranteed income supplement, 86-509

See also

- Old age security

Guelph

- CT, 1986 census
 - dwellings, by period of construction, heating fuel, 95-110
 - family income, by income group, 95-110
 - household income, by income group, 95-110
 - households, tenant, owner, rent and payments, 95-110
 - income, by sex, income composition, income group, 95-110
 - population, by home, official languages, ethnic origin, citizenship, place of birth, immigrants, by period and age at immigration, mobility status, education, labour force activity by industry division and major occupation group, sex, class of worker, 95-110
 - population, dwellings, households, census and economic family characteristics, 95-109

Guides

- census handbook, 1986 census, 99-104E
- financial flows and national balance sheets accounts, 13-585E
- how to order publications, price list, 11-209E
- sampling and weighting, 1986 census, 99-136E
- system of national accounts, user guide, 13-589E, 13-603E no. 1
- survey sampling, non-mathematical, 12-602E
- to Statistics Canada publications, 11-208E
- user guides
 - agriculture, 1986 census, 96-101
- consumer price index, 62-557E
 - family census data, 1986 census, 99-113
 - industry data, 1986 census, 99-110E
 - industry price indexes, 1986 = 100, 62-558
 - labour force activity data, 1986 census, 99-111E
 - major fields of study, 1986 census, 99-130E
 - national accounts, 13-603E no. 1
 - occupational data, 1986 census, 99-109E

- women, guide to data on, 11-523E

Gypsum

See also

- Construction
- Mines
- Minerals

- mines
 - production, 26-224
- production, by province, 26-202
- products
 - industries
 - annual census of manufacturers, 44-250
 - principal statistics, employment, inventories, 44-250B
 - production, factory shipments and stocks, monthly, 44-003

H

Hairdressers

See also

- Personal service industry

- number of businesses, total revenue, by province, by revenue size, revenue by source, client base, expenses, part-time/full-time employment, 63-233

Halifax

- CT, 1986 census
 - dwellings, by period of construction, heating fuel, 95-112
 - family income, by income group, 95-112
 - household income, by income group, 95-112
 - households, tenant, owner, rent and payments, 95-112
 - income, by sex, income composition, income group, 95-112
 - population, by home, official languages, ethnic origin, citizenship, place of birth, immigrants, by period and age at immigration, mobility status, education, labour force activity by industry division and major occupation group, sex, class of worker, 95-112
 - population, dwellings, households, census and economic family characteristics, 95-111
- atlas, demography, education, ethnic origin, lone-parent families, dwellings, employment, income, 1986 census, 98-102
- map, CMA, 1986 census, 99-116
- population, CMAs
 - by age, age group, sex, marital status, mother tongue, 1986 census, 93-156
 - by ethnic origin, home and official languages, by sex, 1986 census, 93-156
 - census families, by number of children, by family structure, 1986 census, 93-156
 - immigrants, by place of birth, sex and period of immigration, 1986 census, 93-156
 - in private households, by economic family status, 1986 census, 93-156
 - labour force, by education, occupation, industry group, income group, work activity, 1986 census, 93-156

HALS

See

- Health and Activity Limitation Survey

Hamilton

- CT, 1986 census
 - dwellings, by period of construction, heating fuel, 95-114
 - family income, by income group, 95-114

- household income, by income group, 95-114
- households, tenant, owner, rent and payments, 95-114
- income, by sex, income composition, income group, 95-114
- population, by home, official languages, ethnic origin, citizenship, place of birth, immigrants, by period and age at immigration, mobility status, education, labour force activity by industry division and major occupation group, sex, class of worker, **95-114**
- population, dwellings, households, census and economic family characteristics, **95-113**
- atlas, demography, education, ethnic origin, lone-parent families, dwellings, employment, income, 1986 census, 98-107
- map, CMA, 1986 census, 99-116
- population, CMAs
 - by age, age group, sex, marital status, mother tongue, 1986 census, 93-156
 - by ethnic origin, home and official languages, by sex, 1986 census, 93-156
 - census families, by number of children, by family structure, 1986 census, 93-156
 - immigrants, by place of birth, sex and period of immigration, 1986 census, 93-156
 - in private households, by economic family status, 1986 census, 93-156
 - labour force, by education, occupation, industry group, income group, work activity, 1986 census, 93-156

Handbags

- See
- Luggage, purses and handbags

Handicapped

- See
- Disabled persons

Hardboard

- production, stocks and shipments, 36-003

Hardware

- See also
- Nails

industries

- annual census of manufacturers, 41-251
- principal statistics, employment, inventories, 41-251B

Hardwood lumber

- See
- Lumber

Harmonized System

- See also
- Commodity classification

- export-import index, **12-579E**
- exports, 12-578E
- guide to the income and expenditure accounts, 13-603E no. 1
- standard classification of goods, 12-580E

Hay and fodder crops

- 1986 census, 1971 to 1986 census data, Canada, by type, by province, 96-102
- for each province, by type, agricultural region and census division, 96-103 to 96-112

Health, 11-511E

- See also
- Diseases

Food Welfare

- cardiovascular diseases, mortality rates, by province, 82-544
- directory to microdata, **11-514E**
- disabled persons
 - disabling conditions, distribution, employment, students, transportation, 82-555E
 - health and disability survey, 82-563E
 - receiving help with everyday activities, by source of help received, by age groups and type of activities, 82-615 vol. 4
 - residing in households, demography, lifestyle, by subprovincial, metropolitan area and province, 82-603 to 82-614
- elderly
 - hospitalization rates, surgical procedures, by age group and sex, 89-519
 - longevity, 89-515
 - selected problems, by sex, 1985, 11-008E no. 22 (p. 16-20)
 - surgery, separations, by age and sex, 11-008E no. 21 (p. 11-13)
- expenditures, comparison between Canadian and American households, 75-001E vol. 2 no. 3 (p. 9-22)
- families and unattached individuals, expenditures, 62-555
- family planning service, 86-511
- federal government finances, transfers to provinces, 68-211
- historical catalogue, 11-512E
- historical data, 11-516E
- industries
 - industrial classification, 12-501E
- life expectancy, by demographic indicators, 82-543
- occupational classification, 12-565E
- perspectives, 82-540E
- questionnaires on microfiche, 12-205M
- index, 12-205S
- respiratory technology, pulmonary function, workload measurement, 83-603
- status, adults, 11-612E no. 1
- status of population, life expectancy, by age and sex, 82-543
- trends, 11-008E
- women
 - profile, 82-542E
 - statistical report, 89-503E
- work injuries, 72-208
- youth
 - lifestyle, sexuality, illness, physical and mental health, 82-545E
 - trends, 89-511

- Health and Activity Limitation Survey**, 11-008E no. 18 (p. 2-5), no. 20 (p. 14-16), 82-602, 82-603 to 82-614,
- blind persons, living in households, 82-615 vol. 3
- disabled persons
 - elderly, barriers and services, 82-615 vol. 1
 - leisure and lifestyles, 82-615 vol. 4
 - residing in health care institutions, 82-615 vol. 6
- women, disabled, selected socio-economic consequences of disability, 82-615 vol. 2

Health care

- See also
- Dental services
- Dentists
- Hospitals
- Nurses

Physicians
Special care
Therapy

adults, 11-612E no. 1
classification of diagnostic, therapeutic and surgical procedures, 82-562E
consumer price index, 62-001
disabled persons residing in institutions, by age group, 82-615 vol. 6
elderly, residential care facilities, 82-003S suppl. no. 18, 83-237
mental disorders, residential care facilities, 82-003S suppl. no. 19, 83-238
special aids, disabled persons residing in households, Canada, provinces and territories, 82-602

Health insurance

See also
Drugs
Insurance
Social security

absence from work, compensations, 71-601 no. 32
expenses for residential care facilities
elderly, 82-003S suppl. no. 18, 83-237
mental disorders, 82-003S suppl. no. 19, 83-238

Health personnel

hospital, 82-003S suppl. no. 5

Health services

See also
Hospitals

financial statistics, quarterly, 61-008
utilization, 82-540E

Health status

adults, 11-612E no. 1

Heating equipment

See also
Dwellings

dwellings, by household size and income, construction type and age, by province, 93-105
fuel
by province
by 1976 FED, 1986 census, 94-126
by 1987 FED, 94-134
by CMA and CA, 1986 census, 94-128
dwellings, by CD and CSD, for each province and territory, 1986 census, 94-102 to 94-124 (even)
household facilities and equipment, by province, 64-601
single dwellings, by province, 64-202
industries
annual census of manufacturers, 41-251
principal statistics, employment, inventories, 41-251B
solid fuel, volume and value of shipments, 25-002

Heating, ventilating, air conditioning

See also
Dwellings
Furnaces

contractors, establishments, output, labour, revenue and expenditures, by province, 64-204

Helicopters

See also
Aircraft

Canadian air carriers, statement of income, balance sheet, 51-206
hours flown by aircraft weight group, by province, 51-206
hours flown, by province, 51-002

Hens

See
Poultry
Stewing hens

Heritage institutions

revenue, expenses, employment, visitors, by institution type, by province, by governing authorities, 87-207

Heritage resources

See also
Historic sites
Museums and galleries
Parks

activities and institutions, synopsis, 87-001, 87-004
arts and culture, statistical profile, 87-527
economic impact, 87-532
municipal, provincial and federal expenditures
by province, 87-206
overview, 87-517

Heroin

See also
Drugs

supply and seizures, 85-002 vol. 10 no. 6
traffickers investigated, offences, 85-002 vol. 10 no. 4

High income families

See also
Family income
Income
Wealth

dual-earner families, 13-588 no. 3
socio-demographic and economic characteristics, 13-584

High technology

See also
Technology

industries, products sophistication, expenditures on research and development, proportion of technology workers, 75-001E vol. 2 no. 1 (p. 17-28)
products
as part of the gross domestic product, 75-001E vol. 2 no. 1 (p. 17-28)
imports by domestic and foreign controlled importers, by commodity category, 67-509
international trade, 88-503E

Highways, 50-002

See also
Bridges
Road transport
Transportation

construction price index, quarterly, 62-007

Historic sites

See *also*

Heritage resources

revenue, expenses, employment, visitors, by province, by governing authorities, 87-207

History 11-403E

census, handbook, 99-104E

civil aviation in Canada, 51-501E

family, divorce and law, 89-502E

New Brunswick, overview, 11-608

Toronto, overview, 11-605E

Trois-Rivières, overview, 11-607E

Hochelaga, 11-606E

See *also*

Montreal

Home comfort products

See *also*

Furniture and fixtures

production and factory shipments, 43-003

Home language

CMA's, population, by sex, 1981, 1986 census, 93-156

ethnic groups, by single and multiple origins, 1986 census, 93-154

mother tongue, retention and transfer, by sex, by province, 1986 census, 93-153

population, by age group, sex and province, 1986 census, 93-103

Homeless

residential care facilities, directory, by province, 82-003S suppl. no. 7

Home ownership

See *also*

Family wealth

Households

Housing

comparison between Canada and the United States, 75-001E vol. 2 no. 1 (p. 29-42)

families

trends, 89-509

with, or without working wives, 13-578

fuel and electricity, expenditure, 62-555

household facilities by income, 13-218

improvement, repairs and maintenance, expenditures by type of project and household income, 11-008E no. 17 (p. 2-4)

overview based on the 1986 census data, 11-008E no. 16 (p. 2-5)

repair and renovation expenditures, by province, 62-201

young families, teaching kit, 11-517E

Homicides

See *also*

Crimes

Violence

and attempted homicides

1962-1989, 85-002 vol. 10 no. 15

number and proportion of youth charged, 85-002 vol. 10 no. 12

residential incidents and occupancy status, 85-002 vol. 10 no. 10

cases heard in youth court, 85-002 vol. 10 no. 5

children, as victims, by age group and by sex and relationship to the accused, 85-002 vol. 11 no. 8

classification by legal type, multiple victim incidents, clearance, geographic comparisons

1989, 85-002 vol. 10 no. 14

1990, 85-002 vol. 11 no. 15

rates, 85-002 vol. 10 no. 9

1961-1989, 85-002 vol. 10 no. 14

1961-1990, 85-002 vol. 11 no. 15

by province, by census metropolitan areas, Canada and the United States, 11-008E no. 17

comparison between Canada and the United States

1979-1989, 85-002 vol. 10 no. 14

1980-1990, 85-002 vol. 11 no. 15

Horses

See *also*

Livestock

feed, shipments, by province of origin, 32-004

Horticulture

See *also*

Agriculture

Crops

Fruits

Vegetables

greenhouse industry, 22-202

nursery trades industry, by region, 22-203

Hosiery

See *also*

Clothing

industries

annual census of manufacturers, 34-252

principal statistics, employment, inventories, 34-252B

Hospital admissions

See

Hospital utilization

Hospital separations

1976-1986/87, by province, 82-003 vol. 3 no. 1 (p. 59-78)

by type and size of hospital, 82-003S suppl. no. 5

involving surgery or treatments, by sex, age group and province, 82-003S suppl. no. 2

number of separations, number of hospital days and average

number of hospital days for accidents by age group and sex, 11-612E no. 3

psychiatric and general hospitals, by diagnostic class, sex and province, 82-003S suppl. no. 3

rates and average days, by age group and province, 82-003S suppl. no. 1

Hospital services

See *also*

Health care

by type of hospital, 82-003S suppl. no. 4

diagnostic and therapeutic services, 82-003S suppl. no. 20 vol. 3

laboratories, respiratory technology, pulmonary function, workload measurement system, 83-603

outpatient services, 82-003S suppl. no. 20 vol. 2
 surgery, by sex, age group and province, 82-003S suppl. no. 2

Hospital utilization, 82-003S suppl. no. 1, no. 5
 administrative and support services, 82-003S suppl. 21 vol. 3
 beds and patient movement, by province, 82-003S suppl. no. 20
 vol. 1
 beds staffed and in operation, bed occupancy rate, average
 length of stay, patient-days, 82-003 vol. 3 no. 1 (p. 59-78)
 by type of hospital, 82-003S suppl. no. 4
 comparison with the U.S., 82-003 vol. 3 no. 1 (p. 59-78)
 diagnostic and therapeutic services, 82-003S suppl. no. 20
 vol. 3, no. 21 vol. 2
 nursing units, 82-003S suppl. no. 21 vol. 1
 outpatient services, 82-003S suppl. no. 20 vol. 2
 surgery and treatments, by sex, age group and province,
 82-003S suppl. no. 2

Hospitals

See also

Health care
 Health insurance
 Institutions

abortion committees, 82-003S suppl. no. 9
 administrative and support services, 82-003S suppl. no. 21
 vol. 3
 and finances, 82-003S suppl. no. 20 vol. 5
 beds and patient movement, by province, 82-003S suppl. no. 20
 vol. 1
 children, causes and uses of hospitalization, by sex, Canada,
 89-520
 costs attributed to accidents, by type of accident, 11-612E no. 3
 diagnostic and therapeutic services, 82-003S suppl. no. 20
 vol. 3, no. 21 vol. 2
 directory, by province and municipality, 82-003S suppl. no. 6
 elderly, surgery, separations, by age and sex, 11-008E no. 21
 (p. 11-13)
 expenditures, 82-003S suppl. no. 5
 nursing units, 82-003S suppl. no. 21 vol. 1
 extended care, 82-003S suppl. no. 4, no. 5
 administrative and support services, 82-003S suppl. no. 21
 vol. 3
 and finances, 82-003S suppl. no. 20 vol. 5
 beds and patient movement, by province, 82-003S suppl.
 no. 20 vol. 1
 diagnostic and therapeutic services, 82-003S suppl.
 no. 20 vol. 3, no. 21 vol. 2
 finances, 82-003S suppl. no. 21 vol. 4
 nursing units, 82-003S suppl. no. 21 vol. 1
 outpatient services, 82-003S suppl. no. 20 vol. 2
 personnel, paid-hours, full-time and part-time nursing staff,
 82-003S suppl. no. 20 vol. 4
 finances, 82-003S suppl. no. 21 vol. 4
 general, beds staffed and in operation, bed occupancy rate,
 average length of stay, patient-days, 82-003 vol. 3 no. 1
 (p. 59-78)
 long term and short term units, percentage occupancy and
 average length of stay, 82-003S suppl. no. 4
 morbidity
 discharges, by sex and age group, 82-003S suppl. no. 1
 due to cancer, by sex and age group, by province, 82-003S
 suppl. no. 8
 nurses, employment, education, demography, by province,
 82-003S suppl. no. 22, 83-226
 nursing stations, 82-003S suppl. no. 4, no. 5, no. 21 vol. 1

operating, approved bed complement
 by type of hospital and province, 82-003S suppl. no. 4,
 no. 21 vol. 1, vol. 2, vol. 3, vol. 4
 patient-days, percentage occupancy, admissions, separations,
 average length of stay, paid hours, full-time personnel,
 salaries and wages, employee benefits, drugs, medical and
 surgical supplies, total operating expenses, by type and
 size of hospital, 82-003S suppl. no. 5
 outpatient services, 82-003S suppl. no. 20 vol. 2
 paediatric, 82-003S suppl. no. 4, no. 5
 administrative and support services and finances, 82-003S
 suppl. no. 20 vol. 3, vol. 5
 beds and patient movement, by province, 82-003S suppl.
 no. 20 vol. 1
 diagnostic and therapeutic services, 82-003S suppl. no. 20
 vol. 3, no. 21 vol. 2
 finances, 82-003S suppl. 21 vol. 4
 nursing units, 82-003S suppl. no. 21 vol. 1
 outpatient services, 82-003S suppl. no. 20 vol. 2
 personnel, paid-hours, full-time and part-time nursing staff,
 82-003S suppl. no. 20 vol. 4
 personnel, paid-hours, full-time and part-time nursing staff,
 82-003S suppl. no. 20 vol. 4
 psychiatric
 administrative and support services and finances, 82-003S
 suppl. no. 20 vol. 3, vol. 5
 beds and patient movements, by province, 82-003S suppl.
 no. 20 vol. 1
 diagnostic and therapeutic services, 82-003S suppl. no. 20
 vol. 3, no. 21 vol. 2
 finances, 82-003S suppl. no. 21 vol. 4
 outpatient services, 82-003S suppl. no. 20 vol. 2
 nursing units, 82-003S suppl. no. 21 vol. 1
 outpatient services, 82-003S suppl. no. 20 vol. 2
 patients, 82-003S suppl. no. 3
 personnel, paid-hours, full-time and part-time nursing staff,
 82-003S suppl. no. 20 vol. 4
 rehabilitation, 82-003S suppl. no. 4, no. 5
 administrative and support services and finances, 82-003S
 suppl. no. 20 vol. 3, vol. 5
 beds and patient movement, by province, 82-003S suppl.
 no. 20 vol. 1
 diagnostic and therapeutic services, 82-003S suppl. no. 20
 vol. 3, no. 21 vol. 2
 finances, 82-003S suppl. no. 21 vol. 4
 nursing units, 82-003S suppl. no. 21 vol. 1
 outpatient services, 82-003S suppl. no. 20 vol. 2
 personnel, paid-hours, full-time and part-time nursing staff,
 82-003S suppl. no. 20 vol. 4
 revenue and expenditures
 by province, 13-213
 annual data, 1961-1986, 13-213S
 national accounts, 13-001, 13-201
 quarterly estimates, 1947-1986, 13-533
 separations, and days, rates and average days, by age group
 and province, 82-003S suppl. no. 1
 specialty, 82-003S suppl. no. 4, no. 5
 administrative and support services and finances, 82-003S
 suppl. no. 20 vol. 3, vol. 5
 beds and patient movement, by province, 82-003S suppl.
 no. 20 vol. 1
 diagnostic and therapeutic services, 82-003S suppl. no. 20
 vol. 3, no. 21 vol. 2
 finances, 82-003S suppl. no. 21 vol. 4
 nursing units, 82-003S suppl. no. 21 vol. 1
 outpatient services, 82-003S suppl. no. 20 vol. 2

personnel, paid-hours, full-time and part-time nursing staff, 82-003S suppl. no. 20 vol. 4
 surgery, treatments, and average days per separation, by sex, age group and province, 82-003S suppl. no. 2
 teaching
 administrative and support services and finances, 82-003S suppl. no. 20 vol. 3, vol. 5
 beds and patient movement, by province, 82-003S suppl. no. 20 vol. 1
 diagnostic and therapeutic services, 82-003S suppl. no. 20 vol. 3, no. 21 vol. 2
 finances, 82-003S suppl. no. 21 vol. 4
 nursing units, 82-003S suppl. no. 21 vol. 1
 outpatient services, 82-003S suppl. no. 20 vol. 2
 personnel, paid-hours, full-time and part-time nursing staff, 82-003S suppl. no. 20 vol. 4
 therapeutic abortions, 82-601
 treatments, discharges and days of care, by sex, age group and province, 82-003S suppl. no. 2
 utilization, operating costs, 82-540E
 women, causes and uses of hospitalization, 82-542E
 youth, utilization, 82-545E

Hotels

See also
 Accommodation service industries
 industries
 financial statistics, quarterly, 61-003
 preliminary data, 61-003P
 occupancy and room rates, selected cities, 87-401

Hours worked

See also
 Earnings
 Employment
 Salaries and wages
 industry, by province, monthly, 72-002
 labour force annual averages, employed persons, average and total hours worked by class of worker, sex, industry and occupation, 71-220
 low-income families, number of annual hours worked, 75-001E vol. 2 no. 2 (p. 32-40)
 men, labour market activity survey, by province, 71-206
 older workers, labour market activity survey, by province, 71-208
 women, labour market activity survey, by province, 71-205
 youth, labour market activity survey, by province, 71-207

House of Commons, 11-402E

Households

See also
 Dwellings
 Operating expenses
 CAs and CTs, 1986 census, 95-101 to 95-173 (odd)
 tenants, owners, rent and payments, 95-102 to 95-174 (even)
 CMAs, by type, by tenure, size, dwelling type and age of maintainer, 1986 census, 93-156
 accident rates, age-standardized, by income level and sex, 11-612E no. 3
 appliances
 industries, financial statistics, quarterly, 61-008
 major, production, sales and stocks, by type, by province,

monthly, 43-010
 blind persons, by age group, 82-615 vol. 3
 census dictionary, 1986, 99-101
 census families
 by family structure and income group, 1986 census, 93-156
 by structure and type, labour force activity, occupation, schooling level and mobility status of heads, income, tenure, type and age of dwelling, number and age group of children at home, by province, 1986 census, 93-107
 children, proportion living in, selected home entertainment facilities and selected features and equipment, by tenure, Canada, 89-520
 chores, 11-008E no. 16 (p. 18-19)
 criminal victimization
 Canada, 11-612E no. 2
 rates, risks, type of dwelling, household size, ownership, 85-002 vol. 10 no. 16
 disabled persons, 82-603 to 82-614
 by number of persons and severity of disability, 82-615 vol. 4
 by sex, age group, nature and severity of disability, education, 82-615 vol. 2
 elderly, nature of disability, equipment aids and housing adaptations, community services and supports, transportation, leisure activities and recreation, income and expenditures, 82-615 vol. 1
 elderly, by tenure, type and age of head, 89-519
 equipment, 64-601
 husband-wife families, ownership, by family income group and earning status of spouses, 13-215
 market research handbook, 63-224
 expenditure
 patterns, comparison between Canada and the United States, 75-001E vol. 2 no. 3 (p. 9-22)
 rural and urban areas, 1986, 75-001E vol. 2 no. 3 (p. 23-29)
 facilities, 64-202
 by income, 13-218
 market research handbook, 63-224
 families living in private households, by type, number of persons, by age groups of children, by province, 1986 census, 93-106
 family census data, users guide, 99-113
 farms, spatial distribution, trends, 1986 census, 96-113
 furniture
 consumer price index, 62-533
 products, quarterly shipments, 35-007
 retail trade, estimated commodity sales, commodity by trade group, by province, 1989, 63-541
 wooden and upholstered, industries
 annual census of manufacturers, 35-251
 principal statistics, employment, inventories, 35-251B
 goods, trucking industry, 53-222
 government transfer payments, dependency, 1971 and 1989, 75-001E vol. 3 no. 2 (p. 51-67)
 high income families, 13-584
 homeowner repair and renovation expenditures, by province, 62-201
 housing affordability, trends, 98-130
 immigrant and non-immigrant, by number of persons, census family structure, total income, 89-510
 income
 CAs and CTs, 1986 census, 95-102 to 95-174 (even)
 household facilities, 13-218
 income group, 95-102 to 95-174 (even)
 level and life cycle stages, comparisons between Canada and the United States, 75-001E vol. 2 no. 1 (p. 29-41)
 population, by CD and CSD, for each province and territory, 1986 census, 94-102 to 94-124 (even)

spendable discretionary, distribution and expenditures, 11-010
vol. 4 no. 3 (p. 4.1-4.14), 75-001E vol. 3 no. 1 (p. 27-36)

type of household, number of persons, income group and
source, age group, sex, marital status, period of
immigration, level of schooling, ethnic origin of household
maintainer, by province, 1986 census, 93-119

labour force survey, by province and economic region, 1986
census, 71-535 no. 5

occupied private dwellings, by size, type and income, by
construction type and age, heating equipment and fuel, by
province, 1986 census, 93-105

operating costs, 11-008E no. 16 (p. 6-10)

operation, consumer price index, 62-533

private
by type and size, Canada, 91-535E
occupied dwellings, by number of people, tenure, province,
1986 census, 93-104

projections for 1989-2011, Canada, provinces and territories,
91-522

property crime, 11-008E no. 16 (p. 15-17)

served by cable television, by area, 56-205

services, number of businesses, total revenue, by province, by
revenue size, revenue by source, client base, expenses,
part-time/full-time employment, 63-233

size
number of families
by 1976 FED, 1986 census, 94-125
by 1987 FED, 94-133
by CMA and CA, 1986 census, 94-127
Canada and provinces, urban areas by size, farm and
non-farm rural areas, CA and CMA, 1986 census,
94-129

size, by CD and CSD, for each province and territory, 1986
census, 94-101 to 94-124

size, by province, 64-202

structure, 98-127

surveys
income after tax, distribution by bracket, 13-210
questionnaires on microfiche, 12-205M
index, 12-205S

tenants and owners, by province
by 1976 FED, 1986 census, 94-126
by 1987 FED, 94-134
by CMA and CA, 1986 census, 94-128

textile products, industries
annual census of manufacturers, 34-251
principal statistics, employment, inventories, 34-251B

travel, tourism and recreation, equipment and expenses, 87-401

visually impaired population, by age group, 82-615 vol. 3

with disabled persons residing in households, demography,
lifestyle, by subprovincial, metropolitan area and province,
82-603 to 82-614

women, statistical report, 89-503E

Housework, 11-008E no. 16 (p. 18-19)

Housing

See also

Dwellings

affordability, households, 98-130

Canada's north, conditions, 98-122

children, percentage distribution, by type and state of repair of
dwelling and tenure, Canada, 89-520

consumer price index, 62-001

cooperative, 11-008E no. 16 (p. 11-14)

household type, lone-parent families, families with children,
women, immigrants, education, distribution of household
maintainers, 11-008E no. 18 (p. 27-31)

elderly, 11-519E

families and unattached individuals, expenditures, 62-555

high income families, 13-584

historical data, 11-516E

homeowner repair and renovation expenditures, by province,
62-201

household facilities and equipment, by province, 64-601

households, non-farm, tenure by income group, by province,
1986 census, 93-119

living alone, 11-518E

lone-parent families, 11-520E

market research handbook, 63-224

new housing price index, quarterly, 62-007

private and public investments, intentions, by province, 61-205

questionnaires on microfiche, 12-205M

starts, completions and units under construction, in urban

centres, population greater than 10,000, by province,

metropolitan area, large urban centres, monthly, 64-002

treatment of house rents, farm accounts, 21-601E no. 10

trends, 11-008E

units, number and value of building permits, by municipality,

metropolitan area, economic region and province

annual summary, 64-203

monthly, 64-001

women, statistical report, 89-503E

young family home owners, 11-517E

H.S.

See

Harmonized System

Human activity

See also

Environment

environment, land use, 11-509E

Human resources

issues, interview with Gail Cook Johnson, 75-001E vol. 3 no. 1
(p. 16-26)

Husband-wife families

age of husband and wife, family size, by province, postcensal
estimates, 91-204

by number of children at home and age of husband, proportion
with three or more children by province, 11-008E no. 18
(p. 32-34)

children, percentage distribution

Canada, 89-520

in low income families, 11-008E no. 21 (p. 4)

expenditures, comparison between Canada and the United
States, 75-001E vol. 2 no. 3 (p. 9-22)

income

by earning status of spouses, by province, by work

experience of spouses, 13-215

taxes and government transfer payments, financial impact,
11-008E no. 21 (p. 16-20)

size, age of husband and wife, by province, 91-529

women as primary earners, 75-001E vol. 2 no. 1 (p. 64-72)

Husbands

families, 1986 census, 93-107

labour force characteristics, by province, 1977-1984, 71-533

Hydrocarbons

See

Fossil fuels

Ice cream

See also

Dairy products

Food

Milk

production, monthly, by province, 23-001

Illnesses

See also

Health

youth, hospitalization, surgery, mortality, 82-545E

Immersion programs

See also

Bilingualism

Education

Languages

French

enrolment, 1980/81 to 1988/89, 11-008E no. 22 (p. 8-11)

in Quebec and excluding Quebec, 81-257

second language, by province and level, 81-257

Immigrants

See also

Ethnicity

Migration

Multiculturalism

Population

CMAs, population, by place of birth, period of immigration, by sex, 1986 census, 93-156

age groups, sex, marital status, mother tongue, home and official language, ethnic origin, by period of immigration, by citizenship, place of birth, age at immigration, mobility, education, labour force activity, occupation, class of worker, income, family status, by province, 1986 census, 93-155

between United States and Canada, age and sex by year of immigration, marital status, cohort fertility, education, language, employment, income, 91-530E

business, by province of intended destination, by major countries of last permanent residence, 89-510

Caribbean, marital status, mother tongue, education, labour force, occupations, income, 91-536E

census families, income, by income group, by province, 1986 census, 93-117

children, male and female, by age group, Canada, 89-520

economic families, income, by income group, by province, 1986 census, 93-118

ethnic diversity, distribution, trends, 98-132

ethnic groups, by single and multiple origins, 1986 census, 93-154

households, income by income group, by province, 1986 census, 93-119

income, education, occupations, distribution, by place of birth, 91-527E

Indo-Chinese, period of arrival, age distribution, official language knowledge, employment income, education, occupations, employment and unemployment, 11-008E no. 18 (p. 7-10)

inner city areas, trends, 98-123

labour force, visible minorities, 1986, 75-001E vol. 3 no. 2 (p. 17-26)

landed, by continent and major countries of last permanent residence, by province of intended destination, 89-510

marital status, cohort fertility, education, language, employment, income, 91-530E

occupations, by sex and detailed occupation, 1986 census, 93-157

origins and destinations, urban concentration, 11-008E no. 20 (p. 10-13)

period of immigration and age at immigration, CAs and CTs, 1986 census, 95-102 to 95-174 (even)

place of birth, period of immigration, 89-510

population

by CD and CSD, for each province and territory, 1986 census, 94-102 to 94-124 (even)

by place of birth and sex, by province

1981, 1986 census, 93-109

and age group, 1986 census, 93-109

postcensal annual estimates, by province, 91-210

provinces

by 1976 FED, 1986 census, 94-126

by 1987 FED, 94-134

by CMA and CA, 1986 census, 94-128

schooling level, by age group, 98-134

total income, by sex and income group, by period of immigration, by province, 1986 census, 93-114

trends, 91-209E

women, statistical report, 89-503E

Immigration

See also

Demography

Ethnicity

Migration

Multiculturalism

Population

1852-1989, 11-008E no. 20 (p. 10-13)

between Canada and the United States, 91-530E

census data, 1891-1991, 75-001E vol. 3 no. 2 (p. 8-16)

elderly, by age group, 89-519

historical data, 11-210

literacy and numeracy skills, adult, by mother tongue, by age, by period of immigration, by level of schooling, 89-525E

recent data, 11-010

Impaired driving

See also

Alcoholic beverages

charges, by major category, 1990, 85-002 vol. 11 no. 13

legislative amendments, jurisdictional countermeasures, trends, provincial comparisons, 1990, 85-002 vol. 11 no. 13

penalties, by nature of offence, 1990, 85-002 vol. 11 no. 13

trends, 1974-1989 and penalties, 85-002 vol. 10 no. 17

Implicit price indexes, 13-001, 13-201

See also

Price indexes

annual average and quarter, 11-010, 11-210

annual estimates, 1926-1986, 13-531

trucking transportation, 53-222

Importers

See also

International trade

domestic, foreign controlled, imports by commodity group, section, category, 67-509
market shares of top 4, top 8, by detailed producer industry, 67-509

Import-Export classification codes 12-578, 12-579

See also

Commodity classification

fruit and vegetables, 32-509E

Imports

See also

Exports

International trade

alcoholic beverages, 63-202
arts and culture, economic impact, 87-532
automobiles, share of car sales and gasoline prices, foreign penetration of commercial vehicle market, captive import phenomenon, 11-010 vol. 4 no. 1 (p. 4.1-4.14)
Canadian automobile industry, 42-251
classification, Harmonized System, 12-579E
coal
by kind and destination, 26-206
monthly, 45-002
commodity classification, 12-580E
commodity groupings, 65-001P
country, by H.S. chapter and province of clearance, **65-006**
crude oil and equivalent, natural gas, 26-006
domestic and foreign controlled enterprises, by commodity group, section, category, 67-509
eggs, 23-202
electric power, by province, monthly, 57-001
energy, by province, 57-003
fertilizer materials, imports, exports, by province, 46-504
food and feed, 32-250
furs, fox and mink, 23-208
H.S. commodity code
by trading partners, 65-007
country of origin, current year data, 65-203
H.S. summary groupings, country of origin, recent annual data, 65-203
high technology products, 88-503E
historical data, 11-210
livestock and animal products, 23-203
natural gas, 55-002
from United States, 57-205
oil pipeline transport, monthly, 55-001
poultry, 21-602E no. 2, 23-202
principal trading areas, commodity categories, province of clearance, countries of origin, 65-001
propensity, by industry division, manufacturing industry, country of control of importer, 67-509
raw furs, number and value, 23-207
recent data, 11-010
refined petroleum products, by type, by province, 45-004

Income, 11-511E

See also

Allowances

Family income

Finance

Income tax

Pensions

Personal income

Personal savings

Personal spending

Salaries and wages

Wealth

CMAAs, 12/25, atlas, 1986 census, 98-101 to 98-112

after tax

distribution by income bracket, 13-210

air carriers, by airline, 51-002

and retained earnings, statistics for all industries, 61-207

architects, fee income distribution by type of building project and by type of service, by region and by revenue size group, 63-234

average and median, immigrant and non-immigrant, period of immigration and sex, 89-510

blind persons, residing in households, by age group, 82-615 vol. 3

Canada's north, native peoples, 98-122

Caribbean immigrants, 91-536E

census families, 13-208

and unattached individuals, 98-128

by family structure, income groups, source, schooling level, period of immigration and work activity of husband/parent, by province, 1986 census, 93-117

composition

high income families, 13-584

detailed occupation, sex

activity, by province, 1981 census, 93-116

schooling level, age group, 1986 census, 93-116

disabled persons

by age and sex, 98-126

disability income, 82-555E

elderly, income distribution in households, low income

families, expenditures, housing affordability, 82-615 vol. 1
residing in households, Canada, provinces and territories, 82-602

women, in households, by nature of disability, 82-615 vol. 2

discretionary, households, distribution, 11-010 vol. 4 no. 3 (p. 4.1-4.14), 75-001E vol. 3 no. 1 (p. 27-36)

distribution

1980, 1985, by sex, income group, by province, 1981-1986 census, 93-114

by source, age group, schooling level, field of study, post-secondary qualifications, period of immigration, mother tongue, ethnic origin, by sex and by income group, by province, 1986 census, 93-114

changes, 1970-1984, 13-588 no. 1

dual-earner families, 13-215, 13-588 no. 3

economic families

by family structure, income group, source, schooling level, period of immigration, mother tongue, ethnic origin, weeks worked in 1985, class of worker, major occupation group, by province, 1986 census, 93-118

elderly, 11-519E

1971-1985, 13-588 no. 2

average total, by age group and sex, sources by sex of head, 89-519

disabled persons, income distribution in households, low income families, expenditures, housing affordability, 82-615 vol. 1

employment

1980, 1985, by sex, income group, by province, 1981, 1986 censuses, 93-115

by age group, schooling level, field of study, postsecondary qualifications, mother-tongue, official languages, weeks worked in 1985, work activity, salary and wage groups, by province, 1986 census, 93-115

ethnic groups, by single and multiple origins, 1986 census, 93-154

families, 13-208

- by income earner, 13-217
- distribution by income bracket, **13-207**
- factor income and after-tax income, inequality, 1980-1989, 11-010 vol. 4 no. 9 (p. 4.1-4.13)
- food expenditures, 62-554
- government transfer payments
 - dependency, 1971 and 1989, 75-001E vol. 3 no. 2 (p. 51-67)
 - distribution and composition, 75-001E vol. 2 no. 3 (p. 50-60)
- husband-wife, by earning status of spouses and province, by work experience of spouses, 13-215
- structure, characteristics of the lowest income decile, 13-588 no. 4
- type, 98-127

farm

- accounts, 21-602E no. 4
- operators, 1986 census, source, off-farm work, sales of agricultural products, 96-114
- population, 98-133

farms, 21-603E

federal government enterprises, by industry division, 61-203

gaps, performing arts companies, 87-209

gas utilities, 57-205

general perspectives, quarterly, 75-001E

government, national accounts, 13-201

guaranteed income supplement, 86-509

health professionals, 82-540E

high income families, socio-demographic and economic characteristics, 13-584

households

- by type of household, number of persons, income group and source, age group, sex, marital status, period of immigration, level of schooling, ethnic origin of household maintainer, by province, 1986 census, 93-119
- census families, low-income population, government transfer payments, 98-101 to 98-112
- occupying private dwellings, by province, 1986 census, 93-105

immigrant and non-immigrant population, by sex, by period of immigration, by province, 1986 census, 93-155

immigrants, by age and sex, education, occupations, by place of birth, 91-527E

individuals

- 1980, 1985, by sex, income groups, by province, 1981-1986 census, 93-114
- by source, age group, schooling level, field of study, postsecondary qualifications, period of immigration, mother tongue, ethnic origin, by sex and by income group, by province, 1986 census, 93-114

industrial corporations, by industry sector, quarterly, 61-008

preliminary data, 61-003P

labour

- by industry group and province, monthly, 72-005
- force survey, by province and economic region, 1986 census, 71-535 no. 5
- per employee by industry, 75-001E vol. 2 no. 3 (p. 42-49)
- unions, 71-202

living alone, 11-518E

lone-parent families, 11-520E

low income, 13-207

- individuals, legal aid, by province, 85-216
- provincial government enterprises, by province, by industry, 61-204

migrants, between United States and Canada, comparison with overall population and other migrants, of income by period of immigration, 91-530E

musicians, performers and composers, 87-530

national accounts, user guide, 13-603E no. 1

occupations, by sex and detailed occupation, 1986 census, 93-157

residential care facilities

- elderly, 82-003S suppl. no. 18, 83-237
- mental disorders, 82-003S suppl. no. 19, 83-238

retirement and pension incomes, 75-001E vol. 2 no. 4 (p. 9-20)

schooling level, by age and sex, Canada and provinces, 1971-1981, 13-579, 13-579S

system of national accounts, user guide, 13-589E

taxable, corporations, provincial allocations of, by major industry group, by province, 61-208, 61-208P

trends, 11-008E

trusteed pension funds, 74-201

- quarterly, 74-001

unattached individuals, 13-208

- distribution by income bracket, 13-207
- food expenditure, 62-554
- government transfer payments, dependency, 1971 and 1989, 75-001E vol. 3 no. 2 (p. 51-67)

visually impaired population, residing in households, by age group, 82-615 vol. 3

women

- average annual, 71-534
- statistical report, 89-503E

year-end review, 1990, 11-010 vol. 4 no. 2 (p. 3.1-3.20)

young family home owners, 11-517E

youth, by age group and sex, 1985, 98-124

Income distribution

See also

Low income
Wealth

annual estimates, 1926-1986, 13-531

families and unattached individuals, **13-207**

Income, personal

See

Personal income

Income tax

See also

Taxes

child credit, 86-508

comparison between Canada and the United States, 75-001E vol. 2 no. 1 (p. 29-41)

corporations, federal and provincial, by major industry group, 61-208, 61-208P

federal and provincial distribution, 13-216

households, comparison between Canada and the United States, 75-001E vol. 2 no. 3 (p. 9-22)

husband-wife and common-law families, comparison, 11-008E no. 21 (p. 16-20)

Independent stores

See also

Retail trade
Small business
Stores

sales, by province and selected metropolitan area, 63-005

Indexes

See also

Economic indicators

building permits, 64-001

CANSIM, minibase series directory, 12-569E

catalogue of Statistics Canada publications, 11-512E

construction activity, 64-001

documents, supplementary, technical papers and memoranda,
working papers, 11-207, 11-207S

employees, by sex, schooling level, activity, 1985, 98-129

employment, postsecondary graduates, 89-518

export-import, Harmonized System, 12-579E

industrial classification, companies and enterprises, 12-570E

industrial product price indexes

1981 = 100, 62-556

1986 = 100, user's guide, 62-558

municipal data, 11-515

questionnaires on microfiche, 12-205S

women, index to data, 11-523E

Indians

See also

Métis
Native peoples

ethnic groups, by single and multiple origins, 1986 census,
93-154

mother tongue

and home language, official languages, by province, 1986
census, 93-103

by age group, sex and province, 1981, 1986 census, 93-102

reserves, native police service, 85-523

social welfare, federal programs, 86-511

Indicators

operating, railways, 52-216

science and technology, 88-002

scientific and technological activity

and quality, 88-501E, 88-507E

balance of payments, 88-502E

human resources in, 88-508E

individual inventors, 88-510

industrial productivity, 88-505E

international trade of high technology products, 88-503E

patents, 88-504E

research and development

expenditure price indexes, by industry, 88-509

expenditures, 88-506E

selected, family life, Canada, provinces and territories, selected

industrial countries, 91-535E

Individuals

See also

Unattached individuals

income

and expenditures

annual estimates, 1926-1986, 13-531

quarterly estimates, 1947-1986, 13-533

spendable discretionary, 11-010 vol. 4 no. 3 (p. 4.1-4.14),

75-001E vol. 3 no. 1 (p. 27-36)

Industrial chemicals

See also

Chemicals and chemical products

inorganic chemicals, industries

annual census of manufacturers, 46-250

principal statistics, employment, inventories, 46-250B

organic chemicals, industries

annual census of manufacturers, 46-250

principal statistics, employment, inventories, 46-250B

production, 46-002

Industrial classification, 12-501E

concordance between Canada and the United States, 12-574E

corporations, 61-207

industries, companies, and enterprises, 12-570E

Industrial corporations

See also

Corporations

financial statistics, by major industry group, quarterly, 61-003,
61-008

preliminary data, 61-003P

Industrial production

See also

Production

gross domestic product, by industry, monthly data, 15-001

indexes, 88-505E

products, price index

1981 = 100, 62-556

1986 = 100, user's guide, 62-558

quarterly, 62-007

Industrial structures

heavy engineering contractors, 64-209

Industries

See also

Agriculture

Automobiles

Construction

Electrical and electronic products

Fish and shellfish

Fishing and trapping

Forestry

Manufacturing

Mining

Petroleum products

Service industries

Shipbuilding

Textile industries

Tourism

aggregate productivity measures, historical data, 15-204

automotive, production in North America and general import

trends, 11-010 vol. 4 no. 1 (p. 4.1-4.14)

census, user's guide, 1986 census, 99-110E

classification

concordance between Canada and the United States,

12-574E

companies and enterprises, 12-570E

commercial aviation, historical and statistical overview, 51-501E
 cyclical, output, growth and decline in recessions, 11-010 vol. 4 no. 4 (p. 3.1-3.15)
 distribution of union membership, 71-202
 employment
 changes, by enterprise, by province, 18-501E
 year-end review, 1990, 11-010 vol. 4 no. 2 (p. 3.1-3.20)
 federal government payments, science and technology, 88-204
 fixed capital flows and stocks, goods-producing and service industries, 13-211
 historical data, 1936-1983, 13-568
 foreign control of corporations, 61-210
 goods
 and services industries, wage changes, 75-001E vol. 2 no. 4 (p. 41-50)
 producing, 11-403E
 gross domestic product
 industry, 15-203
 industry price indexes, by industry and industry group, monthly, 62-011
 national accounts, monthly and quarterly, 1961-1980, 15-512
 groups
 corporation taxation statistics, 61-208, 61-208P
 small business, distribution by revenue size, 61-231
 high technology, input ratio, 75-001E vol. 2 no. 1 (p. 17-28)
 labour force
 annual averages, employment by sex, unemployment estimates, 71-220
 detailed industry, sex, age group and class of worker, by province, 1986 census, 93-113
 division, by sex, by province
 by 1976 FED, 1986 census, 94-126
 by 1987 FED, 94-134
 by CMA and CA, 1986 census, 94-128
 by sex
 by detailed industry, (1970 classification), by province, 1971, 1981, 1986 censuses, 93-152
 by industry division, by province, 1951 to 1986 censuses, 93-152
 industry division
 CMAs, 1981, 1986 census, 93-156
 by CD and CSD, for each province and territory, 1986 census, 94-102 to 94-124 (even)
 by occupation type, Canada, Montreal, Toronto, Vancouver, trends, 98-135
 mobility and interprovincial migrations, by age group, sex and province, by industry division, 1986 census, 93-108
 survey, by province and economic region, by industry division, 1986 census, 71-535 no. 5
 labour market employment, trends, 1951-1984, 89-507E
 literacy and numeracy skills, adult, 89-525E
 logging, 25-202
 manufacturing
 capital and repair expenditures, intentions, 61-214
 development and employment, census data, 1891-1991, 75-001E vol. 3 no. 2 (p. 8-16)
 mining
 metal 26-223
 non-metal, 26-224
 mining and quarrying, 26-225
 occupations, by sex and detailed occupation, 1986 census, 93-157
 organization and concentration in the manufacturing, mining and logging industries, 31-402
 output, growth and decline in recessions, 11-010 vol. 4 no. 4 (p. 3.1-3.15)

paid workers and self-employed, 71-536
 persons who worked in 1985, by detailed industry, by sex, labour force activity, weeks worked, total and mostly full-time, by province, 1986 census, 93-113
 petroleum and natural gas industries, 26-213
 price indexes, by industry, by commodity, by stage of processing, monthly, 62-011

 primary metal, production and shipments, 41-001
 questionnaires on microfiche, 12-205M
 index, 12-205S
 recessions, output, growth and decline, 11-010 vol. 4 no. 4 (p. 3.1-3.15)
 research and development
 expenditures
 by activity sector, 88-001
 employment, 88-202
 price indexes, 88-509
 patents, 88-002
 sectors, university graduates, employment by occupation and educational attainment, 1971-1978, 89-501E
 service, 11-402E, 11-403E
 survey of employers, self-employed, owners, 71-535 no. 3
 technological changes and industrial productivity, 88-505E
 tertiary, 11-402E
 time spent by occupations, 11-612E no. 4
 unemployment, by industry, 71-201
 unpaid family work, trends, 71-535 no. 2
 wages, employment, by firm size, 11-010 vol. 4 no. 7 (p. 4.1-4.10)
 wholesale trade, merchants, agents and brokers, 63-226
 women
 employment, trends, 98-125
 statistical report, 89-503E
 work injuries, number, by sex and age group, by province, 72-208
 youth, employment, trends, 1981-1986, 98-124

Industry, Science and Technology Canada, 11-402E

See also

Government employment

Infant deaths

See also

Deaths

Mortality

by local areas, 84-542

Inflation, 62-001

See also

Economic conditions

Finance

Prices

price level measurements, 62-602

Injuries

See also

Accidents

at work, compensation, 86-501

resulting from wife assaults, 85-002 vol. 10 no. 7

Inks

See also

Chemicals and chemical products

industries

- annual census of manufacturers, 46-250
- principal statistics, employment, inventories, 46-250B

Input-output tables

See *also*

National accounts

- guide to the income and expenditure accounts, 13-603E no. 1
- national accounts
 - 1961-1981, 15-510
 - constant prices, 1961-1981, 15-511
 - recent data, 15-201
 - user guide, 13-589E

Insolvency

See

Bankruptcies

Institutions

See *also*

- Financial institutions
- Hospitals

- blind persons, by age group, 82-615 vol. 3
- capital and repair expenditures, revised intentions, 61-206
- disabled persons
 - by number of persons and severity of disability, 82-615 vol. 4
 - by sex, age group, nature and severity of disability, education, 82-615 vol. 2
 - elderly, equipment aids and housing adaptations, providing social services by nature of disability, 82-615 vol. 1
- financial statistics, quarterly, 61-006
- fixed capital flows and stocks, 13-211
- historical data, 1936-1983, 13-568
- health care, by severity of disability and age group, 82-615 vol. 6
- investments, intentions, by province, 61-205
- questionnaires on microfiche, 12-205M
- index, 12-205S

Instruments

See *also*

Science

- indicating, recording and controlling, industry
 - annual census of manufacturers, 47-250
 - principal statistics, employment, inventories, 47-250B

Insulating materials

See *also*

Asbestos

- mineral wool, fibreglass, production and shipments, 44-004
- non-metallic mineral products, industries
 - annual census of manufacturers, 44-250
 - principal statistics, employment, inventories, 44-250B
- rigid insulating board, wood fibre, 36-002

Insurance

See *also*

- Disabled persons
- Health insurance
- Pensions
- Unemployment insurance

- companies and pension funds
 - financial flows, recent quarterly data, 13-014, 13-214

financial statistics, quarterly, 61-006

national balance sheets, 13-214

federal government enterprises, financial statistics, 61-203

industries

definitions and classification index, 12-570E

industrial classification, 12-501E

labour force, by age group, sex, class of worker, weeks worked in 1985, by industry, by province, 1986 census, 93-113

number of employees, salaries and wages, by industry, by province, monthly, 72-002

labour force

CMAAs, 1981, 1986 census, 93-156

by sex

detailed industry, (1970 classification), by province, 1971, 1981, 1986 censuses, 93-152

industry division, by province, 1951 to 1986 censuses, 93-152

Intercity buses

- industries and establishments, operating and income accounts, employment, traffic statistics, 53-215

Interest rates

See *also*

Economic indicators

Inflation

Mortgages

historical data, 11-210

mortgages, housing affordability, trends, 98-130

provincial government enterprises, financial statistics, by province, 61-204

recent data, 11-010

Internal trade

See

Domestic trade

International competitiveness, 11-010

International development

trade, 11-402E

International investments

See *also*

Foreign investments

Canada's position, 67-202

1978 to 1990, 11-010 vol. 4 no. 6 (p. 3.19-3.34)

International payments

See *also*

Balance of payments

historical data, 11-210

recent data, 11-010

transfers of technology, 88-502E

International trade

See *also*

Balance of payments

Electric power

Exports

Imports

Shipping

balance of payments, 67-001

cereals and oilseeds, 22-007
 development of, 11-402E
 electric power, by province, 57-204
 exports
 country, H.S. chapter and province of origin, **65-003**
 H.S. commodity code
 by country of destination, current year data, 65-202
 by trading partners, **65-004**
 H.S. summary groupings, country of destination, recent annual data, 65-202
 furs, fox and mink, 23-208
 grains, exports, 22-007, 22-201
 high technology products, 88-503E
 historical data, 11-516E
 imports
 country, by H.S. chapter, and province of clearance, **65-006**
 H.S. commodity code
 by trading partners, **65-007**
 country of origin, current year data, 65-203
 H.S. summary groupings, country of origin, recent annual data, 65-203
 in services
 balance of payments, 67-203
 category, 1969-1984, 67-510
 market research handbook, 63-224
 monthly summary, 65-001
 overview, by group of countries, by commodity grouping, 65-503
 preliminary statement, 65-001P
 questionnaires on microfiche, index, 12-205S

International travel

 See also
 Tourism
 Travel

 Canadian residents
 destinations, trips, expenses, by province of residence, **66-201**
 flights
 domestic portion, number of passengers, by city, by city-pair, 51-204
 transborder portion, number of passengers, by city, by city-pair, 51-205
 foreign, in Canada
 trips, expenses, by type of transportation, by country of origin, 66-201
 national and provincial counts, by type of transportation and province of entry, 66-001
 monthly, 66-001P
 residents and visitors, by mode of transportation, expenditure, 87-401
 total, and United States, 1969-1984, 67-510

Interprovincial migration

 language spoken, by place of residence, 1981, 1986 census
 mobility status, by age group, sex and province, 1986 census, 93-108

Interprovincial trade

 See also
 Trade

 destinations of manufacturing shipments, by industry, by province, 31-530

Inuit

 See also

Indians
 Métis

 mother tongue
 and home language, official languages, by province, 1986 census, 93-103
 by age group, sex and province, 1981, 1986 census, 93-102

Inventions

 See also
 Patents

 commercialization by individual inventors, 88-510
 patents, 88-504E

Inventories

 See also
 Manufacturing
 Merchandising

 apples and apple products, canned and frozen, 32-241
 beverage industries, by industry, 32-251B
 Canadian oil in the United States, in lines and tanks, monthly, 55-001
 canned and frozen fruits, 32-234
 apples and apple products, 32-241
 and vegetables, 32-011
 canned and frozen vegetables
 asparagus, 32-233
 beets, 32-240
 broccoli, 32-240
 brussels sprouts, 32-240
 carrots, 32-239
 cauliflower, 32-240
 corn, 32-236
 green and wax beans, 32-238
 lima beans, 32-240
 peas, 32-235
 pumpkin, 32-240
 squash, 32-240
 vegetables, mixed, 32-240
 canned vegetables
 mushrooms, 32-240
 tomatoes and tomato products, 32-237
 cement, 44-001
 chemical and chemical products industries, by industry, 46-250B
 clothing industries, by industry, 34-252B
 coal products industries, by industry, 45-250B
 crude oil and liquified petroleum gases, in Canada, monthly, 55-001
 dairy and dairy products, 23-001
 department, chain stores, wholesale merchants, monthly, 63-014
 department stores, by department, by selected metropolitan area, 63-002
 electrical and electronic products industries, by industry, 43-250B
 fabricated metal products industries, by industry, 41-251B
 field crop report, 22-002
 food commodities in cold storage, 32-217
 food industries, by industry, 32-250B
 frozen food, data collection and estimating procedures, 21-602E no. 2
 furniture and fixture industries, by industry, 35-251B
 gypsum products and joint filler compounds, monthly, 44-003
 historical data, 11-210
 leather and allied products industries, by industry, 33-251B
 livestock report, 23-008

logging industry, by province, 25-201
 lumber at sawmills
 British Columbia, 35-003
 east of the Rockies (excluding Newfoundland and Prince Edward Island), 35-002
 machinery industries (except electrical machinery), by industry, 42-250B
 manufacturing, by major group, by industries, monthly data, 31-001
 non-metallic mineral products industries, by industry, 44-250B
 oils and fats, 32-006
 oilseeds, 22-201
 other manufacturing industries, by industry, 47-250B
 paper and allied products industries, by industry, 36-250B
 particleboard, 36-003
 peas, canned and frozen, 32-235
 plywood, 35-001
 primary metal industries, by industry, 41-250B
 primary textile industries, by industry, 34-250B
 process cheese and instant skim milk powder, 32-024
 recent data, 11-010
 refined petroleum industries, by industry, 45-250B
 rubber and plastic products industries, by industry, 33-250B
 sugar, raw and refined, 32-013
 tea, coffee, cocoa, 32-025
 textile products industries, 34-251
 by industry, 34-251B
 tobacco products industries, by industry, 32-251B
 transportation equipment industries, 42-251B
 waferboard, 36-003
 wholesale merchants, by major trade group and region, percentage changes, 63-008
 wood industries, by industry, 35-250B

Inventors

See also
 Patents

individuals, socio-demographic profile, productivity, commercialization of inventions, 88-510

Investment income

See also
 Income

as an income source, individuals and aggregate income, by income group and province, 1986 census, 93-114
 Canada's international investments, 67-202
 elderly, 1971-1985, 13-588 no. 2
 government, economic accounts
 annual data, 1961-1986, 13-213S
 annual estimates, 13-213

Investments

See also
 Foreign investments
 Mortgages
 Savings
 Wealth

businesses
 annual estimates, 1926-1986, 13-531
 quarterly estimates, 1947-1986, 13-533
 Canadian, abroad, 67-001, 67-202
 companies, financial statistics, quarterly, 61-006
 direct, Canadian, abroad, historical statistics, 67-508
 farm operation, 21-602E no. 4

foreign, in Canada, 67-202
 labour unions, in Canada, 71-202
 private and public
 by sector, revised intentions, 61-206
 intentions, by region, by province, 61-205
 security, transactions with non-residents, 67-002

IPPI

See
 Price indexes

Iron and steel

See also
 Iron ore

industries
 annual census of manufacturers, 41-250
 financial statistics, quarterly, 61-008
 principal statistics, employment, inventories, 41-250B
 production and shipments, 41-001

Iron ore

See also
 Mines
 Mining

mines, production and shipment, 26-223

Irrigation

areas, systems, source, 1986 census, Canada, by type, by province, 96-102
 for each province, by type, agricultural region and census division, 96-103 to 96-112

ISPI

See
 Price indexes

J

Jars

See also
 Containers

consumption by manufacturing industry, by industry, 31-212

Jewellery and silverware

industries
 annual census of manufacturers, 47-250
 principal statistics, employment, inventories, 47-250B
 stores, retail trade, operating results, by province, 63-609

Jobs

See
 Employment

Joint filler compounds

production and shipments, monthly, 44-003

Jonquière

See
 Chicoutimi-Jonquière

Judges

See also
 Justice
 Law

jurisdiction, by province, 85-511E

Juices

See

Beverages

Jurisdiction

civil courts, 85-509

courts

and reform, 85-002 vol. 11 no. 3

by province, 85-511E

family courts, by province, 85-002 vol. 10 no. 3

youth courts, by province, 85-002 vol. 10 no. 8

Justice, 11-008E, 11-511E, 85-002

See also

Courts

Law

Police

civil courts, description and statistics, 85-509

courts

by province, 85-511E

organization, jurisdiction, reform, human resources and expenditures, 85-002 vol. 11 no. 3

criminal, system, public perceptions, 85-002 vol. 11 no. 1

divorce, history, 89-502E

historical data, 11-516E

legal aid

by province, 85-216

eligibility, total and approved applications and approbation rates, sources of revenue, federal, provincial and territorial contributions, expenditures, personnel resources, 85-002 vol. 11 no. 11

police services and officers, by level and province, 85-523

questionnaires on microfiche, 12-205M

index, 12-205S

services, government expenditures, 85-002 vol. 11 no. 7

statistics and information, history, needs and resources, 85-506E

system, adults with favourable perception, by victim status and region, 11-008E no. 19 (p. 8-11)

young offenders, 85-002 vol. 10 no. 1

youth, alternative measures services, eligibility, process, supervisory agencies, agent/agency responsible for final authorization, 85-002 vol. 10 no. 2

Juvenile courts

See also

Courts

Crimes

Offences

cases heard in youth courts, charges, decisions and dispositions, 85-002 vol. 10 no. 19

charges, decisions

and dispositions

1989-90, 85-002 vol. 10 no. 13

1990-91, 85-002 vol. 11 no. 14

and sentences, 85-002 vol. 10 no. 1

offences, charges, by age and sex, by province, 85-522

K

Kamloops

CT, 1986 census

dwellings, by period of construction, heating fuel, 95-116

family income, by income group, 95-116

household income, by income group, 95-116

households, tenant, owner, rent and payments, 95-116

income, by sex, by income composition, by income group, 95-116

population, by home, official languages, ethnic origin,

citizenship, place of birth, immigrants, by period and age at

immigration, mobility status, education, labour force activity

by industry division and major occupation group, sex, class

of worker, 95-116

population, dwellings, households, census and economic

family characteristics, 95-115

Kelowna

CT, 1986 census

dwellings, by period of construction, heating fuel, 95-118

family income, by income group, 95-118

household income, by income group, 95-118

households, tenant, owner, rent and payments, 95-118

income, by sex, by income composition, by income group, 95-118

population, by home, official languages, ethnic origin,

citizenship, place of birth, immigrants, by period and age at

immigration, mobility status, education, labour force activity

by industry division and major occupation group, sex, class

of worker, 95-118

population, dwellings, households, census and economic

family characteristics, 95-117

Kerosene

See also

Fuel

stove oil, supply, sales and disposition, by province, 45-004

Kindergartens

See also

Children

Education

Schools

as daycare, 71-601 no. 31

Kingston

CT, 1986 census

dwellings, by period of construction, heating fuel, 95-120

family income, by income group, 95-120

household income, by income group, 95-120

households, tenant, owner, rent and payments, 95-120

income, by sex, by income composition, by income group, 95-120

population, by home, official languages, ethnic origin,

citizenship, place of birth, immigrants, by period and age at

immigration, mobility status, education, labour force activity

by industry division and major occupation group, sex, class

of worker, 95-120

population, dwellings, households, census and economic

family characteristics, 95-119

Kitchener

CT, 1986 census

dwellings, by period of construction, heating fuel, 95-122

family income, by income group, 95-122

household income, by income group, 95-122

households, tenant, owner, rent and payments, 95-122

income, by sex, by income composition, by income group, 95-122

population, by home, official languages, ethnic origin, citizenship, place of birth, immigrants, by period and age at immigration, mobility status, education, labour force activity by industry division and major occupation group, sex, class of worker, 95-122

population, dwellings, households, census and economic family characteristics, 95-121

map, CMA, 1986 census, 99-116

population

by age, age group, sex, marital status, mother tongue, 1986 census, 93-156

by ethnic origin, home and official languages, by sex, 1986 census, 93-156

census families, by number of children, by family structure, 1986 census, 93-156

immigrants, by place of birth, sex and period of immigration, 1986 census, 93-156

in private households, by economic family status, 1986 census, 93-156

labour force, by education, by occupation, by industry group, by income group, by work activity, 1986 census, 93-156

Kitchens

See also

Households

cabinets, wooden, industries

annual census of manufacturers, 35-250

principal statistics, employment, inventories, 35-250B

small appliances, domestic, production and factory shipments, 43-003

Knitted fabrics

See also

Textile products

industries

annual census of manufacturers, 34-250

principal statistics, employment, inventories, 34-250B

L

Labour

See also

Employment

Labour force

Labour markets

Labour unions

Occupations

Retirement

Unemployment

demand, year-end review, 1990, 11-010 vol. 4 no. 2 (p. 3.1-3.20)

employment changes, by industry, 18-501E

nursery trades industry, by region, 22-203

productivity indexes, historical data, 15-204

questionnaires on microfiche, 12-205M

index, 12-205S

unemployment insurance

benefit periods, 73-201

contributors, contributions and beneficiaries, by age, by sex, by region, 73-201

statistics, by province, monthly, 73-001

annual series, 73-202S

Labour compensation

See also

Earnings

Salaries and wages

Workers compensation

productivity indexes, historical data, 15-204

wage increase, hourly-paid and salaried employees, 75-001E vol. 2 no. 4 (p. 41-50)

workers, claims, benefits, by province, 86-501

Labour force, 11-008E

See also

Occupations

Volunteers

Workers

CMAs, 12/25, atlas, 1986 census, by sex, 98-101 to 98-112

absence from work, compensations, 71-601 no. 32

activity

CMAs, by age group, sex and schooling level, 1986 census, 93-156

by age group, sex and marital status, by province, 1971, 1976, 1981, 1986 censuses, 93-111

by industry, by province, by sex, 71-001P

by sex, by province

by 1976 FED, 1986 census, 94-126

by 1987 FED, 94-134

by CMA and CA, 1986 census, 94-128

census user's guide, 1986 census, 99-111E

census families, by age, sex of family head, 1986 census, 93-107

disabled persons, 82-555E

by sex and education, 71-535 no. 1

ethnic groups, by single and multiple origins, 1986 census, 93-154

family characteristics, by province, 1977-1984, 71-533

immigrant and non-immigrant population by sex, by period of immigration, by province, 1986 census, 93-155

married men and women, trends, 89-509

men, survey, 71-206

mobility and interprovincial migration, by occupation group, industry division, by age group, sex and province, 1986 census, 93-108

older workers, by province, 71-208

population, by CD and CSD, for each province and territory, 1986 census, 94-102 to 94-124 (even)

visually impaired population, residing in households, by age group and sex, 82-615 vol. 3

women, survey, 71-205

youth, survey, 71-207

age, sex, occupation, marital status, educational attainment, industry, by province

annual averages, 71-220

1981-1988, 71-529

monthly estimates, 71-001

alcohol and drug use, by sex and main activity, 75-001E vol. 2 no. 3 (p. 30-41)

annual estimates, 1946-1986, 11-008E no. 16 (p. 34)

arts and culture, statistical profile, 87-527

Canada's north, profile, 98-122

Caribbean immigrants, 91-536E

census families

income, by income group, by province, 1986 census, 93-117

unattached individuals, 98-128

changes, by industry, 18-501E

- detailed industry, activity, sex, age group and class of worker, weeks worked in 1985, by province, 1986 census, 93-113
- detailed occupation, by industry, sex, age groups and class of worker, weeks worked in 1985, by province, 1986 census, 93-112
- disabled persons, 82-555E
 - activity, by sex and education, 71-535 no. 1
 - and without disabilities, by sex and occupation, 82-615 vol. 2
 - by age, 98-126
 - highlights, 82-563E
 - in households, by sex, disability status, age group, 82-615 vol. 2
 - residing in households, Canada, provinces and territories, 82-602
- earnings
 - by sex, 13-217
 - hourly by sex, age, educational attainment, 71-601 no. 38
 - hours, number of employees, by industry, by province, monthly, 72-002
- economic families, income, by income group, by province, 1986 census, 93-118
- educational staff, community colleges and public trade schools, by staff position, field and province, 81-254
- elderly, adjusted dependency ratio, Canada and selected industrial nations, 11-008E no. 20 (p. 3-5)
- employment
 - by industry, by province, by sex, 71-001P
 - in research and development, 88-508E
- employment income, by detailed occupation, sex
 - by detailed occupation, sex, activity, by province, 1981 census, 93-116
 - schooling level, age group, 1986 census, 93-116
- by sex
 - income groups, by province, 1986 census, 93-115
 - schooling level, marital status, 1985, 98-129
- experienced
 - CMAs, by occupation and industry group, by sex, by income group, work activity, 1981, 1986 census, 93-156
 - by detailed
 - industry, (1970 classification), by province, 1971, 1981, 1986 censuses, 93-152
 - occupation, sex and percentage change, Canada, 1981 and 1986 censuses, user's guide, 1986 census, 99-109E
 - by industry division
 - by occupation type, Canada, Montreal, Toronto, Vancouver, trends, 98-135
 - by province, 1951 to 1986 censuses, 93-152
 - participation rates by sex and selected characteristics, 1971 and 1986 censuses, 75-001E vol. 2 no. 2 (p. 58-68)
- farm operators, 1986 census, age-sex distribution, marital status, education, income, off-farm work, families, 96-114
- farming, 21-602E no. 4
- general perspectives, quarterly, 75-001E
- historical data, 11-210, 11-516E
- hourly-paid and salaried, wage changes, 75-001E vol. 2 no. 4 (p. 41-50)
- households, income by income group, by province, 1986 census, 93-119
- immigrants
 - by place of birth, 91-527E
 - population, by period of immigration and sex, by year of landing, by province of intended destination, selected intended and major occupation, major source of income, 89-510
- industry division and major occupation groups, CAs and CTs, 1986 census, 95-102 to 95-174 (even)
- inner city areas, trends, 98-123
- labour unions, memberships and financial statistics, 71-202
- market research handbook, 63-224
- metropolitan area, economic region
 - annual averages, 1981-1988, 71-529
 - monthly estimates, 71-001
- migrants, between United States and Canada, participation rates
 - by age, work activity and period of immigration, 91-530E
- musicians, performers and composers, employment income, 87-530
- New Brunswick, 11-608
- occupations, by sex and detailed occupation, 1986 census, 93-157
- participation
 - annual averages, 1981-1988, 71-529
 - by pension plan coverage, 71-217
 - by sex, 1969-1989, 11-008E no. 18 (p. 16-19)
 - disabled persons
 - and unemployment rates, 82-615 vol. 2
 - residing in households, demography, lifestyle, by subprovincial, metropolitan area and province, 82-603 to 82-614
 - farm population, by sex, 98-133
 - men and women, international comparison, 1965 and 1987, 75-001E vol. 2 no. 4 (p. 62-70)
 - methodology, supplementary measures, 71-601 no. 41
 - monthly estimates, 71-001
 - older workers, labour market activity survey, by province, 71-208
- rates
 - by age and by sex, year-end review, 1990, 11-010 vol. 4 no. 2 (p. 3.1-3.20)
 - by sex and selected characteristics, 1971 and 1986 censuses, 75-001E vol. 2 no. 2 (p. 58-68)
 - composition by age and sex, 75-001E vol. 2 no. 1 (p. 8-16)
 - seasonally adjusted estimates, by age-sex distribution, by metropolitan and economic areas, 71-001P
 - historical data, 71-201
- wives with children aged 5 or under, 98-127
- women
 - age, education, number of children, marital status, trends, 98-125
 - marital status, selected industrial countries, 91-535E
 - statistical report, 89-503E
 - year-end review, 75-001E vol. 3 no. 1 (suppl.)
- pension plan coverage, 71-217
- postsecondary graduates, labour market, 89-518
- profile, by industry, employers and owners, 71-535 no. 3
- recent data, 11-010
- schooling level, by age and sex
 - Canada and provinces, 1971-1981, 13-579, 13-579S
 - education, 1986 census, 93-110
- self-employment
 - by industry, 71-535 no. 3
 - description and trends, 71-536
 - overview and trends, 71-601 no. 45
- survey, selected demographic, socio-cultural, employment characteristics, by province and economic region, 1986 census, 71-535 no. 5
- time spent on selected major activities, total productive activity
 - by gender, free time activities, activities with friends and alone, 11-612E no. 4
- total income, by sex and income group, by province, 1986 census, 93-114

training and development in companies, 81-574E
 trends, percentage change by province, part-time employment,
 11-008E no. 18 (p. 16-19)
 university and college full-time teachers, salaries and salary
 scales, by institution, 81-258, 81-258P, 81-258S
 unpaid family work, trends, 71-535 no. 2
 utilized and unutilized supply, 75-001E vol. 2 no. 1 (p. 73-77)
 visible minorities, socio-demographic characteristics, 1986,
 75-001E vol. 3 no. 2 (p. 17-26)
 vocational training, industries and government, participation and
 expenditures, 75-001E vol. 2 no. 4 (p. 21-31)
 wages and salaries and supplementary labour income, 75-001E
 vol. 2 no. 3 (p. 42-49)
 women, participation, 71-534
 by industry division, occupation type, marital status, trends,
 98-125
 work injuries, 72-208
 workers compensation, by province, 86-501
 youth, employment, trends, 1981-1986, 98-124

Labour market

activity
 literacy and numeracy skills, adult, 89-525E
 survey
 men, 71-206
 older workers, by province, 71-208
 women, 71-205
 youth, 71-207
 demographic trends, 71-603E
 disabled persons, activity, by sex and education, 71-535 no. 1
 fluctuations, 71-601 no. 33
 general perspectives, quarterly, 75-001E
 historical data, 11-210
 participation by pension plan coverage, 71-217
 postsecondary graduates, trends, 89-518
 recent data, 11-010
 trends, by industry group, 1951-1984, 89-507E
 vocational training, graduates and drop-outs experience,
 75-001E vol. 3 no. 1 (p. 7-15)
 working wives, average earnings, 75-001E vol. 3 no. 2
 (p. 27-37)
 year-end review, 1990, 11-010 vol. 4 no. 2 (p. 3.1-3.20)

Labour unions

See also

Labour

employees, and non-unionized employees, hourly earnings,
 71-601 no. 38
 memberships and financial statistics, 71-202
 unionization rates, by firm size, 11-010 vol. 4 no. 7 (p. 4.1-4.10)

Labour units, average

See

Average labour units

Lambs

See also

Persian lamb
 Sheep

number on farms

1986 census, 1971 to 1986 census data, Canada, by type,
 by province, 96-102
 for each province, by type, agricultural region and census
 division, 96-103 to 96-112
 farm values, prices, slaughtering, exports, imports, 23-203

Laminates

See also

Veneer and plywood

decorative and backing (high pressure), factory shipments,
 47-005

Lamps

See also

Electric lighting

electric lighting, sales including imports, monthly, 43-009

Land conversion

See also

Environment

human activity and the environment, 11-509E

Land use

agriculture

area, 1986 census, 1971 to 1986 census data, Canada, by
 type, by province, 96-102
 for each province, by type, agricultural region and census
 division, 96-103 to 96-112
 by census division, maps, p. 178
 spatial distribution, 96-113
 human activity and the environment, 11-509E

Lands and forests

See also

Natural resources

historical data, 11-516E

Languages

See also

Bilingualism
 Communications
 Mother tongue

disabled persons, official and spoken at home, 82-602
 education, minority and second language, by province and level,
 81-257
 ethnic
 diversity, distribution, immigration, trends, 98-132
 groups, by single and multiple origins, 1986 census, 93-154
 French immersion programs, enrolment, 1980/81 to 1988/89,
 11-008E no. 22 (p. 8-11)
 home and official, by province
 by 1976 FED, 1986 census, 94-126
 by 1987 FED, 94-134
 by CMA and CA, 1986 census, 94-128
 immigrant and non-immigrant population, by mother tongue,
 home and official languages, by period of immigration, by
 province, 1986 census, 93-155
 mother tongue
 home spoken, official, by age group, sex and province, 1986
 census, 93-103
 retention and transfer, by sex, by province, 1986 census,
 93-153
 official and spoken at home
 Canada and regions, trends, 98-131
 disabled persons residing in households, Canada, provinces
 and territories, 82-602
 reading skills, distribution of adults, by mother tongue, by period
 of immigration, by age group, 89-525E
 spoken at home, labour force survey, by province and economic

region, 1986 census, 71-535 no. 5

Lard

See *also*

Animal products
Oils and fats

imports and exports, consumption, 23-203

Latitude

See

Geographical co-ordinates

Laundries

See *also*

Personal service industry

hospital

distribution of total kilograms of laundry, by type of hospital,
number of beds, and province, 82-003S suppl. no. 20
vol. 5

kilograms laundered per paid-hour and cost per kilogram
laundered, 82-003S suppl. no. 21 vol. 3

number of businesses, total revenue, by province, by revenue
size, revenue by source, client base, expenses,
part-time/full-time employment, 63-233

Law

See *also*

Courts
Justice
Police

civil courts, description and statistics, 85-509

courts, by province, 85-511E

divorce and family, history, 89-502E

enforcement, 85-002

police services and officers, by level and province, 85-523

environmental legislation, 11-509E

family courts, by province, 85-002 vol. 10 no. 3

Lawyers

legal aid, by province, 85-216

Lead

See *also*

Metals
Mines
Mining

mineral production, by province, 26-202

mines

production and shipment, 26-223

prices, in Canadian and U.S. dollars, 26-201

Leading indicators

See *also*

Economic indicators

historical data, 11-210

recent data, 11-010

Leather and allied products

See *also*

Footwear

industries

annual census of manufacturers, 33-251

capacity utilization rates, quarterly, 31-003

consumption of containers and other packaging supplies,
31-212

destination of shipments, by province, by industry, 31-530

employment, by province, by industry, 31-203

financial statistics, quarterly, 61-003

preliminary data, 61-003P

orders, monthly data, 31-001

principal statistics

by province, by industry, 31-203

employment, inventories, by industry, 33-251B

shipments by major group of industries, monthly data, 31-001

stocks and shipments, by product type, monthly data, 31-001

Legal aid

See *also*

Justice

eligibility, total and approved applications and approbation rates,
sources of revenue, federal, provincial and territorial
contributions, expenditures, personnel resources, 85-002
vol. 11 no. 11

government expenditures, 85-002 vol. 11 no. 7

services, expenditures, by province, 85-216

Legal services, 11-402E

Leisure activities

See

Recreation

Lethbridge

CT, 1986 census

dwellings, by period of construction, heating fuel, 95-124

family income, by income group, 95-124

household income, by income group, 95-124

households, tenant, owner, rent and payments, 95-124

income, by sex, income composition, income group, 95-124

population, by home, official languages, ethnic origin,
citizenship, place of birth, immigrants, by period and age at
immigration, mobility status, education, labour force activity
by industry division and major occupation group, sex, class
of worker, 95-124

population, dwellings, households, census and economic
family characteristics, 95-123

Lettuce

See *also*

Vegetables

production, area, farm value, by province, 22-003

Liabilities

Canadian, international transactions, balance of payments,
historical statistics, 67-508

credit unions, by province, 61-209

electric power utilities, 57-202

federal government

enterprises, by industry division, 61-203

finance, 68-211

government, financial management statistics, operations manual,
68-507E

industries, by major industry group, quarterly, 61-008

local government finance, actual, 68-204

oil pipeline transport industry, 55-201

provincial government

enterprises, by province, by industry, 61-204

finance, actual, 68-209

Libraries

See also
Archives

activities, synopsis, 87-001, 87-004
arts and culture, statistical profile, 87-527
economic impact, 87-532
guide to managing Statistics Canada publications, 11-208E
holdings, 87-205, 87-205S
municipal, provincial and federal expenditures
 by province, 87-206
 overview, 87-517
personnel, **87-205**, 87-205S
science and technology, 88-002

Licences and permits

See also
Building permits

road motor vehicles, number, by province, 53-219

Life expectancy

See also

Health
Mortality
Vital statistics

and difference at selected ages, by sex, Canada, 91-535E
elderly, 89-515
health services, 82-540E
health status and demographic indicators, 82-543
life tables, Canada and provinces, by sex, 82-003S suppl.
 no. 13, 84-532
longevity and historical life tables, by province, 89-506
marital status, 84-536E
projections for 1989-2011, by province, 91-520

Life insurers

See also
Insurance

financial statistics, quarterly, 61-006, 61-008

Life tables

See also
Life expectancy

Canada and provinces, by sex, 82-003S suppl. no. 13, 84-532
historical series, by province, 89-506
marital status, concept and definition, 84-536E

Lifestyle, 11-511E

See also

Expenses
Family wealth
Health
Households
Income
Recreation

adults, 11-612E no. 1

disabled persons

 residing in households

 and in health care institutions, 82-615 vol. 6

 demography, lifestyle, by subprovincial, metropolitan area
 and province, 82-603 to 82-614

 smoking, alcohol consumption, eating habits, support network,
 82-615 vol. 4

elderly, 11-519E

living alone, 11-518E

lone-parent families, 11-520E

sleep patterns, average hours by age and sex, by major activity,
 11-008E no. 19 (p. 16-17)

women, health profile, 82-542E

youth

 alcohol consumption, smoking, physical activity, preventive
 health practices, 82-545E
 trends, 1981-1986, 98-124

Light bulbs

See also
Electric lighting

incandescent, sales including imports, monthly, 43-009

Light trucks

See also
Motor vehicles

number operated, kilometres driven, fuel consumed, fuel
consumption ratio, fuel consumption survey, 53-007

Lima beans

See also
Beans
Dry beans

canned and frozen, pack and stocks, 32-240

frozen, packed annually, by region, 32-023

Lime

See also
Cement
Construction

industries

 annual census of manufacturers, 44-250

 principal statistics, employment, inventories, 44-250B

Linoleum

See
Floor, tile, linoleum and coated fabric

Liquified petroleum gas

See also

Butane
Fuel
Natural gas
Petroleum products
Propane

net sales, by province, 53-218

production, by month, by province, 26-006

Liquor control

See also
Alcoholic beverages
Retail trade

retail selling of alcoholic beverages, 63-202

Literacy

See also
Reading

adult, by level of schooling, by age group, by province, by
community size, 89-525E

computer, 11-008E no. 19 (p. 13-15)
 in the work force, 75-001E vol. 2 no. 4 (p. 21-31)
 proficiency and limited ability, by age group, province and language, 75-001E vol. 2 no. 4 (p. 32-40)
 reading skills and education, 11-008E no. 19 (p. 22-24)

Livestock, 21-522E

See also

Animal products
 Cattle
 Farms
 Meat
 Poultry
 Sheep

expenses, farm accounts, 21-602E no. 4
 farm cash receipts, by province, quarterly, 21-001
 farm product price index, by province, 62-003
 numbers on farms
 1986 census, 1971 to 1986 census data, Canada, by type,
 by province, 96-102
 for each province, by type, agricultural region and census
 division, 96-103 to 96-112
 by province, **23-008**
 farm values, consumption and stocks, **23-203**
 spatial distribution, by type, 1986 census, trends, 96-113

Living alone

See also

Unattached individuals

by age and sex, 11-518E
 percentage of households, 98-127

Living arrangements

children, percentage distribution, in private households, by type
 of family, marital status of parents and in collective dwellings,
 Canada, 89-520
 elderly, by age group and sex, 89-519
 time spent on selected major activities, education time, free time
 activities and participation rates by gender, 11-612E no. 4

Loans

See also

Banks
 Financial institutions
 Interest rates

credit unions, by province, 61-209
 personal, financial activity tables, 61-006

Local government

See also

Government
 Municipalities

employment
 and payroll, monthly, 72-009
 and remuneration, 72-209
 expenditures, on culture
 by function and province, 87-206
 heritage institutions, 87-207
 overview, 87-517
 performing arts companies, 87-209
 finance, revenue and expenditures, 68-204
 financial flows, recent quarterly data, 13-014, 13-214
 national balance sheets, 13-214
 revenue and expenditures

by province, 13-213
 annual data, 1961-1986, 13-213S
 national accounts, 13-201
 value of construction work purchased, new and repair, by type of
 structure, 64-201

Logging, 25-202

See also

Forestry
 Forests
 Lumber
 Paper and allied products
 Particleboard
 Plywood
 Pulp and paper
 Sawmills
 Veneer and plywood
 Wood

activity
 inventories, inputs and materials and supplies used, by
 commodity, 25-201
 production by province, 25-201
 capital and repair expenditures, by province, 25-202
 domestic and foreign control of establishments, 31-401,
 31-401P
 industrial organization and concentration, 31-402, 31-402P
 industries, 25-202
 principal statistics
 by industry and country of control, Canada, 31-401,
 31-401P
 by province, manufacturing industry group and country of
 control, 31-401, 31-401P
 inventories, inputs and materials and supplies used, by
 commodity, 25-201
 occupational classification, 12-565E
 production, imports and exports, by province, 25-202
 shipments, by product, by province, 25-202

Logs and bolts

production, by province, 25-201

London

CT, 1986 census
 dwellings, by period of construction, heating fuel, 95-126
 family income, by income group, 95-126
 household income, by income group, 95-126
 households, tenant, owner, rent and payments, 95-126
 income, by sex, income composition, income group, 95-126
 population, by home, official languages, ethnic origin,
 citizenship, place of birth, immigrants, by period and age at
 immigration, mobility status, education, labour force activity
 by industry division and major occupation group, sex, class
 of worker, 95-126
 population, dwellings, households, census and economic
 family characteristics, 95-125
 map, CMA, 1986 census, 99-116
 population,
 age, age group, sex, marital status, mother tongue, 1986
 census, 93-156
 census families, by number of children, by family structure,
 1986 census, 93-156
 ethnic origin, home and official languages, by sex, 1986
 census, 93-156
 immigrants, by place of birth, sex and period of immigration,
 1986 census, 93-156
 in private households, by economic family status, 1986

census, 93-156
labour force, by education, occupation, industry group,
income group, work activity, 1986 census, 93-156

Lone-parent families

See also

Children
Divorces
Families
Marriages
Unattached individuals

CAs and CTs, 1986 census, 95-101 to 95-173 (odd)
age of head, 91-535E
census families, income, by income group, by province, 1986
census, 93-117
child care arrangements, 75-001E vol. 3 no. 2 (p. 68-76)
children, percentage distribution
Canada, 89-520
in low income families, 11-008E no. 21 (p. 4)
demographic trends, teaching kit, 11-520E
distribution, by sex, by CD and CSD, for each province and
territory, 1986 census, 94-101 to 94-124
economic families, income, by income group, by province, 1986
census, 93-118
expenditures, 62-555
comparison between Canada and the United States, 75-001E
vol. 2 no. 3 (p. 9-22)
family census data, users guide, 99-113
family size, sex and age group of parent, by province, postcensal
estimates, 91-204
in private households, by sex of parent, 1986 census, 93-106
inner city areas, trends, 98-123
labour force
annual averages, 1981-1988, 71-529
monthly estimates, 71-001
living arrangements, teaching kit, 11-520E
occupations, by sex and detailed occupation, 1986 census,
93-157
projections for 1989-2011, Canada, provinces and territories,
91-522
sex, by province
by 1976 FED, 1986 census, 94-125
by 1987 FED, 94-133
by CMA and CA, 1986 census, 94-127
sex, Canada and provinces, urban areas by size, farm and
non-farm rural areas, CA and CMA, 1986 census, 94-129
size, by sex and age group of parent, by province, 91-529
structure and type, labour force activity, occupation, schooling
level and mobility status of heads, income, tenure, type and
age of dwelling, number and age group of children at home,
by province, 1986 census, 93-107
trends, **89-509**
women, 98-127
CMAs, 12/25, atlas, 1986 census, 98-101 to 98-112
statistical report, 89-503E
young family home owners, 11-517E

Longevity

See also

Life expectancy

historical life tables, by province, 89-506

Longitude

See

Geographical co-ordinates

Low income, 13-207

See also

Income
Wealth

CMAs, 12/25, atlas, 1986 census, 98-101 to 98-112
births, unfavourable outcomes, by income quintile, 1986, 82-003
vol. 3 no. 1 (p. 7-31)
census families and unattached individuals, trends, 98-128
dual-earner families, effect of wife's earnings by age of wife,
13-215
economic families, income, by income group, by province, 1986
census, 93-118
elderly, incidence among families and unattached individuals,
1983 and 1989, 11-008E no. 22 (p. 16-20)
families
children, percentage distribution, 11-008E no. 21 (p. 4-5)
cut-offs and incidence, 75-001E vol. 2 no. 2 (p. 32-40)
government transfer payments, incidence and distribution,
75-001E vol. 2 no. 3 (p. 50-60)
labour force survey, by province and economic region, 1986
census, 71-535 no. 5
selected characteristics, 13-588 no. 4
household facilities, 13-218
immigrants, by place of birth, 91-527E
individuals, legal aid, by province, 85-216
population, by CD and CSD, for each province and territory,
1986 census, 94-102 to 94-124 (even)

Lubricating oil and grease

See also

Petroleum products

industries
annual census of manufacturers, 45-250
principal statistics, employment, inventories, 45-250B
supply, sales and disposition, by province, 45-004

Luggage, purses and handbags

See also

Leather and allied products

industries
annual census of manufacturers, 33-251
principal statistics, employment, inventories, 33-251B

Lumber

See also

Forestry
Logging
Paper and allied products
Particleboard
Plywood
Pulp and paper
Sawmills
Veneer and plywood
Wood

production, export and domestic shipments, stocks of hardwood
and softwood
British Columbia 35-003
east of the Rockies, 35-002
softwood and hardwood
by province, 35-250
exports, 25-202

Lynx

See also

Furs

pelts, exports, 23-208

M**Machine parts**

See also

Machinery and equipment

industries

annual census of manufacturers, 41-251

principal statistics, employment, inventories, 41-251B

Machinery and equipment

See also

Turbines

capital expenditures, by industry, goods-producing and service industries, 13-211

price indexes, historical data, 1936-1983, 13-568

expenses, farm accounts, 21-602E no. 4

farm, 1986 census, Canada, by type, by province, 96-102

for each province, by type, agricultural region and census division, 96-103 to 96-112

industries

annual census of manufacturers, (except electrical), 42-250

capacity utilization rates, quarterly, 31-003

consumption of containers and other packaging supplies, 31-212

definitions and classification index, 12-570E

destination of shipments, by province, by industry, 31-530

employment, by province, by industry, 31-203

financial statistics, quarterly, 61-003, 61-008

preliminary data, 61-003P

orders, monthly data, 31-001

principal statistics, by province, by industry, 31-203

shipments by major group of industries, monthly data, 31-001

stocks and shipments, by product type, monthly data, 31-001

price index, quarterly, 62-007

rental

and leasing, establishments, total revenue, by province, 63-232

with operator, contractors, establishments, output, labour, revenue and expenditures, by province, 64-210

Magnetic tapes

See

Microdata

Mail

See also

Postal service

air carrier traffic, by airport, 51-005

Mail-order

sales, by commodity and by commodity group, 63-218

Malt and malt flour

See also

Grains

industries

annual census of manufacturers, 32-250

principal statistics, employment, inventories, 32-250B

Manitoba

See also

Provinces

CDs, CSDs, CMAs, CAs, urban areas, population, 1981, 1986, urban, rural, national and provincial ranks, decreasing order, dwellings, land area, population density, 1986 census, 92-115
EAs, 1981 and 1986 equivalents, by 1981, 1986 codes, 1986 census, 99-127

accommodation service industry, total revenue, 63-204

adult correctional services, expenses, inmates, 85-211

agriculture, 1986 census, farms and farm operators, crops, livestock, poultry, irrigation, machinery and equipment, by agricultural region and census division, 1971 to 1986 census, 96-109

building permits

annual summary, 64-203

monthly, 64-001

business services, total revenue, by service, 63-232

capital and repair expenditures, revised intentions, 61-206

cardiovascular diseases, mortality rates, 82-544

census families

husband-wife families and lone-parent families, 91-529

postcensal estimates, 91-204

income, by income group, by province, 1986 census, 93-117

cereals and oilseeds review, 22-007

civil courts, 85-509

community colleges

related institutions, enrolment and graduates, 81-222

vocational schools, educational staff, 81-524

courts, 85-511E

crimes, police reported, by offence, 85-205

criminal injuries, compensation, 86-502

destination of shipments, by province, by industry, 31-530

disabled persons residing in households, demography, lifestyle,

labour force participation, education, health, by subprovincial area and Winnipeg, 82-609

dwellings and households, 1986 census, 93-104, 93-105

earnings

1986 census, 93-115

by detailed occupation, sex, activity, 1981, 1986 census, 93-116

economic accounts

annual data, 1961-1986, 13-213S

annual estimates, 13-213

preliminary estimates, 13-213P

economic families, income, by income group, by province, 1986 census, 93-118

education

enrolment, expenditures, by type of institution, 81-220

financial statistics, all levels and by level of education, 81-208

electric power, capacity and loads, imports, exports, 57-204

elementary and secondary schools, enrolment, 81-210

energy supply and demand, by type, by sector, 57-003

ethnic groups, by single, multiple origins, 1986 census, 93-154

ethnic origins, immigration and citizenship, 1986 census, 93-109

expenditures on culture, by function, 87-206

families, 1986 census, 93-106, 93-107

federal expenditures on science and technology, 88-204

federal government, scientific and technological establishments, directory, 88-206

government

enterprises, financial statistics, 61-204

finances, revenue and expenditures, 68-207

- grain trade, 22-201
- gross domestic product, by industry, 15-203
- historical economic data, 11-210
- hospital directory by municipality, 82-003S suppl. no. 6
- households, income, by income group, 1986 census, 93-119
- housing starts and completions, 64-002
- immigrants and non-immigrants, 1986 census, 93-155
- impaired driving, by type of offence and persons charged, 1990, 85-002 vol. 11 no. 13
- income, individuals, 1986 census, 93-114
- international travellers entering the province, 66-001, 66-001P
- juvenile courts, 85-522
- labour force
 - activity, 1986 census, 93-111
 - annual averages, 1981-1988, 71-529
 - by detailed industry, 1986 census, 93-113
 - by detailed occupation, 1986 census, 93-112
 - by sex
 - by detailed industry (1970 classification), 1971, 1981, 1986 censuses, 93-152
 - by industry division, 1951 to 1986 censuses, 93-152
 - monthly estimates, 71-001
 - survey, by economic region, 71-535 no. 5
- languages, mother tongue, bilingualism, by age group, sex, 1986 census, 93-103
- legal aid, services and expenditures, 85-216
- leisure and personal service industries, 63-233
- life tables, by sex, 82-003S suppl. no. 13, 84-532
- longevity and historic life tables, 89-506
- manufacturing industries, principal statistics, 31-203
- maps, census divisions and subdivisions, 1986 census, 99-115
- men, labour market activity survey, 71-206
- minority and second language education, elementary and secondary levels, 81-257
- mobility and interprovincial migration, 1986 census, 93-108
- mother tongue
 - by age group, sex, 1981, 1986 census, 93-102
 - retention and transfer, 93-153
- nurses, employment, education, demography, 82-003S suppl. no. 22, 83-226
- occupations
 - by sex and detailed occupation, 1986 census, 93-157
- older workers, labour market activity survey, 71-208
- place names, reference list, by classification code, by province, population, 1986 census, 92-123
- police services and officers, federal, provincial and municipal levels, 85-523
- population
 - age, sex and marital status distribution, by single years, age group, by province, 1986 census, 93-101
 - age-sex distribution, intercensal annual estimates, 1981-1986, 91-518
 - demographic statistics, postcensal annual estimates, 91-210
 - detailed characteristics, home and official languages, ethnic origin, citizenship, birthplace, immigrants, mobility, education, occupations, income, by CD and CSD, 1986 census, 94-114
 - dwellings
 - period of construction, heating system and fuel, 1986 census, 94-114
 - tenure and type, by CD and CSD, 1986 census, 94-113
 - marital status, age-sex distribution, sex ratio, intercensal annual estimates, 1981-1986, 91-519
 - projections, 1989-2011, fertility, life expectancy, sex ratio, age-sex distribution, population growth, 91-520
 - quarterly and annual demographic statistics, interprovincial migration, 91-002
 - selected characteristics, density, age-sex distribution, marital status, mother tongue, census and economic families, by CD and CSD, 1986 census, 94-113
 - private and public investments, intentions, 61-205
 - recent economic data, 11-010
 - reference list
 - of EAs, by CSD, CD, 1986 census, 99-120
 - of EAs, by CSD, CD, PCT, 1986 census, 99-125
 - research and development expenditures, by activity sector, 88-001
 - retail trade
 - chain and independent stores, 63-005
 - estimated commodity sales, commodity by trade group, 1989, 63-541
 - sales and receipts, number of locations, by type, 63-223
 - schooling level, by detailed field of study, 1986 census, 93-110
 - television viewing time and distribution by origin and type of programme and origin of station, 87-208
 - universities
 - revenue and expenditures, trends, 81-260
 - tuition, additional fees and living accommodation costs, by institution, 81-219
 - value of construction work purchased, new and repair, by type of structure, 64-201
 - women, labour market activity survey, 71-205
 - workers compensation boards, 86-501
 - youth, labour market activity survey, 71-207
- Manufacturing**
 - See also*
 - Industries
 - activity, summary of inputs, by industry
 - beverage and tobacco industries, 32-251
 - chemical and chemical products industries, 46-250
 - clothing industry, 34-252
 - electrical and electronic products industries, 43-250
 - fabricated metal products industries, 41-251
 - furniture and fixtures industries, 35-251
 - leather and allied products industries, 33-251
 - machinery industries (except electrical machinery), 42-250
 - non-metallic mineral products, 44-250
 - other manufacturing industries, 47-250
 - paper and allied products industries, 36-250
 - primary metal industries, 41-250
 - primary textile industries, 34-250
 - printing, publishing and allied industries, 36-251
 - refined petroleum and coal products industries, 45-250
 - rubber and plastic products industries, 33-250
 - textile products industries, 34-251
 - transportation equipment industries, 42-251
 - wood industries, by province, 35-250
 - aggregate productivity measures, historical data, 15-204
 - biscuit production, 32-026
 - CANSIM, minibase series directory, 12-569E
 - capital and repair expenditures, by product, revised intentions, 61-206
 - commodity classification, 12-580E
 - directory to microdata, 11-514E
 - domestic and foreign control of establishments, 31-401, 31-401P
 - energy demand, by province, 57-003
 - expenditures, intentions, by region, by province, 61-205
 - federal government enterprises, financial statistics, 61-203
 - government aid, 11-402E

- historical catalogue, 11-512E
 - historical data, 11-210, 11-516E
 - human activity and the environment, 11-509E
 - industrial organization and concentration, 31-402, 31-402P
 - industrial research and development, 88-202
 - industries
 - automobiles, North American and arrival of foreign manufacturers, 11-010 vol. 4 no. 1 (p. 4.1-4.14)
 - beverage and tobacco, 32-251
 - capacity utilization rates, quarterly, 31-003
 - capital and repair expenditures, intentions, 61-214
 - chemical and chemical products, 46-250
 - clothing, 34-252
 - consumption of containers and other packaging supplies, 31-212
 - definitions and classification index, 12-570E
 - destination of shipments, by province, 31-530
 - electrical and electronic products, 43-250
 - employment, by province, by industry, 31-203
 - fabricated metal products, 41-251
 - fixed capital flows and stocks, 13-211
 - by industry, historical data, 1936-1983, 13-568
 - footwear, production, by type of shoe, 33-002
 - furniture and fixtures, 35-251
 - industrial classification, 12-501E
 - industrial product price indexes
 - 1981 = 100, 62-556
 - 1986 = 100, user's guide, 62-558
 - labour force
 - CMAs, 1981, 1986 census, 93-156
 - by age group, sex, class of worker, weeks worked in 1985, by industry, by province, 1986 census, 93-113
 - by detailed industry, sex, age group and class of worker, by province, 1986 census, 93-113
 - by sex
 - by detailed industry, (1970 classification), by province, 1971, 1981, 1986 censuses, 93-152
 - by industry division, by province, 1951 to 1986 censuses, 93-152
 - laminates, decorative and backing, shipments, 47-005
 - leather and allied products, 33-251
 - machinery (except electrical machinery), 42-250
 - non-metallic mineral products, 44-250
 - number of employees, salaries and wages, by industry, by province, monthly, 72-002
 - occupations, by sex and detailed occupation, 1986 census, 93-157
 - other
 - annual census of manufacturing, 47-250
 - capacity utilization rates, quarterly, 31-003
 - consumption of containers and other packaging supplies, 31-212
 - destination of shipments, by province, by industry, 31-530
 - employment, by province, by industry, 31-203
 - financial statistics, quarterly, 61-003
 - preliminary data, 61-003P
 - principal statistics
 - by province, by industry, 31-203
 - employment, inventories, 47-250B
 - shipments and stocks, monthly data, 31-001
 - output, growth and decline in recessions, 11-010 vol. 4 no. 4 (p. 3.1-3.15)
 - paper and allied products, 36-250
 - persons who worked in 1985, by detailed industry, by sex, labour force activity, weeks worked, total and mostly full-time, by province, 1986 census, 93-113
 - primary metal, 41-250
 - primary textiles, 34-250
 - principal statistics
 - census division, by major group of industries, 31-209
 - census metropolitan areas, by major group and industry, 31-209
 - economic regions, by major group of industries, 31-209
 - industry and country of control, Canada, 31-401, 31-401P
 - province, by industry, 31-203
 - province, manufacturing industry group and country of control, 31-401, 31-401P
 - specified census agglomerations, by major group and industry, 31-209
 - specified municipalities, by province and by major group, 31-209
 - printing, publishing and allied industries, 36-251
 - periodicals, 87-203
 - products shipped, by Canadian manufacturers, value and volume, 31-211
 - recessions, output, growth and decline, 11-010 vol. 4 no. 4 (p. 3.1-3.15)
 - refined petroleum and coal products, 45-250
 - related to mining and mineral industries, 26-201
 - rubber and plastic products, 33-250
 - textile products industries, 34-251
 - transportation equipment, 42-251
 - wood, 35-250
 - industry, manufacturing, capital and repair expenditures, intentions, 61-214
 - New Brunswick, 11-608
 - occupational classification, 12-565E
 - provincial government enterprises, financial statistics, by province, 61-204
 - recent data, 11-010
 - research and development, expenditure price indexes, 88-509
 - shipments
 - destinations, by industry, by province, 31-530
 - industry groups and industry, by Canada and province, 31-530
 - inventories and orders, monthly data, 31-001
 - statistical areas
 - principal statistics, by major group of industries, 31-209
 - trade, 11-002E
 - value of construction work purchased, new and repair, by type of structure, 64-201
- Maple**
- See also
 - Sugar
 - Sugars and syrups
- tapping, 1986 census, 1971 to 1986 census data, Canada, by type, by province, 96-102
- for each province, by type, agricultural region and census division, 96-103 to 96-112
- Mapping services**
- see electronic products section, p. 377-378
- Maps**
- CMAs, CAs, 1986 census, 99-116
 - census divisions, census subdivisions, 1986 census, 99-115
 - economic regions, census divisions and manufacturing statistical areas, 31-209
 - geographical classification, 12-572
 - reference and statistical, p. 176-178
 - Statistics Canada, 1986 census products

final edition, 99-103E
 preliminary edition, 99-102E

Margarine

See also
 Oils and fats

consumption, average annual, 1967-1988, 11-008E no. 19
 (p. 2-5)
 production, sales and stocks, monthly, 32-006

Marinas

See also
 Boats

number of businesses, total revenue, by province, by revenue
 size, revenue by source, client base, expenses,
 part-time/full-time employment, 63-233

Marine transport

See
 Water transportation

Marital status

See also
 Divorces
 Marriages
 Population
 Remarriage
 Unattached individuals

CAs and CTs, population, 1986 census, 95-101 to 95-173
 (odd)
 CDs and CSDs for each province and territory, 1986 census,
 94-101 to 94-124
 accident rates, age-standardized, by sex, 11-612E no. 3
 Canada and provinces, urban areas by size, farm and non-farm
 rural areas, CA and CMA, 1986 census, 94-129
 Caribbean immigrants, 91-536E
 church attendance, 1985-1990, 11-008E no. 22 (p. 21-24)
 disabled persons residing in households, Canada, provinces and
 territories, 82-602
 divorces, by age, province, year of marriage, grounds for
 divorce, number of children, 82-003S suppl. no. 17
 drug use, sedative-hypnotic drugs, 82-003 vol. 3 no. 1
 (p. 33-57)
 duration, trends, 89-517E
 elderly, 11-519E
 farm operators, 1986 census, 96-114
 farm population, 98-133
 income, overview 1951-1981, 13-581E
 intercensal annual estimates, 1981-1986, by province, 91-519
 labour force
 activity, by age group, sex, by province, 1986 census,
 93-111
 annual averages
 1981-1988, 71-529
 by age and sex, 71-220
 monthly estimates, 71-001
 life table analysis, by sex, 84-536E
 living alone, 11-518E
 lone-parent, 11-520E
 marriages, by age, marital status, 82-003S suppl. no. 16
 occupations, by sex and detailed occupation, 1986 census,
 93-157
 population, by age-sex distribution, by single years, age group,
 by province, 1986 census, **93-101**

postcensal and intercensal estimations, 91-528E
 provinces

 by 1976 FED, 1986 census, 94-125
 by 1987 FED, 94-133
 by CMA and CA, 1986 census, 94-127

trends, **98-127**

women, labour force
 participation, 71-534
 unemployment, 1986, 98-125

Market and non-market bonds

provincial government, 68-209

Market research

handbook, **63-224**

Market shares

department stores, 63-002
 passenger cars, new, sales, by origin, 63-007

Marketing

See
 Advertising services

Markets

audiovisual products, sound recordings, 87-202
 film industry, 87-204
 periodical publishing industry, 87-203

Marriages

See also

Children
 Divorces
 Families
 Lone-parent families
 Unattached individuals

age, marital status distribution
 and sex, by single years, age group, by province, 1986
 census, **93-101**
 province, religious denomination, 82-003S suppl. no. 16
 and remarriage, by age groups and sex, Canada, 91-535E
 duration, trends, selected statistics, 89-517E
 families, trends, 89-509
 life table analysis, by sex, 84-536E
 local area, 84-542
 population structure and dynamics, health status, life expectancy,
 82-543
 quarterly and annual data, by province, 91-002
 trends, **91-209E**

Marten

See also
 Furs
 pelts, exports, 23-208

Masonry

See
 Cement

Master's degree

See also
 Education
 Post-secondary education
 Universities

enrolment, by province, field of study, registration status, sex,
 81-204

Matched corporations

financial statistics, 61-207

Materials and supplies

See also

Fabricated materials

used, by commodity

beverage and tobacco industries, 32-251
chemical and chemical products industries, 46-250
clothing industry, 34-252
electrical and electronic products industries, 43-250
fabricated metal products industries, 41-251
furniture and fixtures industries, 35-251
leather and allied products industries, 33-251
machinery industries (except electrical machinery), 42-250
non-metallic mineral products, 44-250
other manufacturing industries, 47-250
paper and allied products industries, 36-250
primary metal industries, 41-250
primary textile industries, 34-250
printing, publishing and allied industries, 36-251
refined petroleum and coal products industries, 45-250
rubber and plastic products industries, 33-250
textile products industries, 34-251
transportation equipment industries, 42-251
wood industries, by province, 35-250

Maternity

benefits, unemployment insurance, by province
annual series, 73-202S
monthly, 73-001

Mats

See

Carpets, mats and rugs

Mattresses

See

Bed springs and mattresses

Meat

See also

Animal products
Cattle
Lambs
Livestock

consumption, per capita, 23-203

frozen stocks, 32-217

industries

annual census of manufacturers, 32-250
principal statistics, employment, inventories, 32-250B

poultry

supply and disposition, by province, 23-202

red, consumption, average annual, 1920-1988, 11-008E no. 19
(p. 2-5)

supply and disposition

consumption per capita, 32-229

consumption per capita, data sources, conversion factors,
32-509E

Mechanical contractors

See also

Contractors

establishments, output, labour, revenue and expenditures, by
province, 64-204

Medical personnel

See

Health personnel

Medical services

See also

Hospitals

utilisation, 82-540E

Men

See also

Families

Husbands

alcohol and drug use, 75-001E vol. 2 no. 3 (p. 30-41)

child care arrangements, 75-001E vol. 3 no. 2 (p. 68-76)

computer use, in the workplace and at home, by age, by
education and by occupation, 75-001E vol. 3 no. 2 (p. 38-50)
disabled persons, activity, by educational attainment, 71-535
no. 1

earnings, 13-217

hourly, by age group and educational attainment, 71-601
no. 38

educational staff, community colleges and public trade schools,
by staff position, field and province, 81-254

elderly, 11-519E

longevity, health, 89-515

employment

by firm size, 11-010 vol. 4 no. 7 (p. 4.1-4.10)

metal mines, 26-223

non-metal mines, 26-224

enrolment in universities, part-time, full-time, by level, by
province, 81-204

income, overview 1951-1981, 13-581E

labour force

annual averages, 1981-1988, 71-529

monthly estimates, 71-001

participation

educational attainment, employment income, 75-001E
vol. 2 no. 2 (p. 58-68)

international comparison, 1965 and 1987, 75-001E vol. 2
no. 4 (p. 62-70)

provinces, by industry, 71-201

labour market activity survey, by province, 71-206

labour union memberships, 71-202

life tables, Canada and province, 82-003S suppl. no. 13,
84-532

marital status, life table analysis, 84-536E

occupational mortality, by cause, British Columbia, 84-544
occupations

by age group, sex, marital status, mother tongue, ethnic
origin, period of immigration, schooling level, class of
worker, industry division, employment income, family
characteristics, by occupation, (1980 classification), 1986
census, 93-157

non-traditional, 1971 and 1986 censuses, 75-001E vol. 2
no. 2 (p. 58-68)

offences, number and rate charged by selected offences and
comparison with females, 85-002 vol. 10 no. 20

paid workers and self-employed, 71-536

population structure and dynamics, health status, life expectancy,
82-543

schooling level, field of study, employment, income, trends,
98-134

sleep patterns, 11-008E no. 19 (p. 16-17)

television viewing time, anglophones, francophones, by province,

- age group, 87-208
- unemployment
 - insurance contributions and benefits, by age, province, 86-506
 - rate, 1980 and 1989, 75-001E vol. 3 no. 1 (p. 37-45)
- university teachers, full-time, number, age, citizenship and salaries, by rank, field, highest degree earned, by region, 81-241

Men's clothing

- See also
- Clothing
- industries
 - annual census of manufacturers, 34-252
 - principal statistics, employment, inventories, 34-252B
- retail trade
 - estimated commodity sales, commodity by trade group, by province, 1989, 63-541
 - operating results, by province, 63-603

Mental disorders

- See also
- Hospitals
- residential care facilities, by type of disorder, 82-003S suppl. no. 19, 83-238

Mental health

- See also
- Disabled persons
- Health
- mentally disabled
 - psychiatric and general hospitals, separations, length of stay, days of care, 82-003S suppl. no. 3
 - residential care facilities, 82-003S suppl. no. 19, 83-238
- psychiatric hospital separations by diagnostic class, sex and province, 82-003S suppl. no. 3
- women, health profile, 82-542E
- youth, 82-545E

Merchandise

- high technology products, international trade, 88-503E
- railways
 - freight, origin and destination, 52-216

Merchandising

- See also
- Inventories
- Retail trade
- Wholesale trade
- inventories, 63-014
- market research handbook, 63-224
- trade
 - balance of payments, 67-001
 - historical statistics, 1926-1990, 67-508
- exports
 - country, by H.S. chapter and province of origin, 65-003
 - H.S. commodity code
 - country of destination, current year data, 65-202
 - trading partners, 65-004
 - H.S. summary groupings, country of destination, recent annual data, 65-202
- imports
 - country, by H.S. chapter, and province of clearance,

65-006

- H.S. commodity code
 - country of origin, current year data, 65-203
 - trading partners, 65-007
- H.S. summary groupings, country of origin, recent annual data, 65-203
- international, 65-001
 - by group of countries, by commodity grouping, 65-503
- principal trading area, 65-001P

Metal rolling

- industries
 - annual census of manufacturers, 41-250
 - principal statistics, employment, inventories, 41-250B

Metal workers

- See also
- Occupations
- Workers
- occupational mortality, by cause, British Columbia, 84-544

Metals

- See also
- Mines
- Mining
- Names of minerals
- dies and moulds, industry
 - annual census of manufacturers, 41-251
 - principal statistics, employment, inventories, 41-251B
- fabricating industries, financial statistics, quarterly, 61-003
 - preliminary data, 61-003P
- fasteners, industry
 - annual census of manufacturers, 41-251
 - principal statistics, employment, inventories, 41-251B
- historical data, 11-210
- household furniture, quarterly shipments, 35-007
- international trade, 65-503
- mines, financial statistics, quarterly, 61-003
 - preliminary data, 61-003P
- packaging supplies
 - consumption by manufacturing industries, by industry, 31-212
- prices of copper, lead, zinc and silver, in Canadian and U.S. dollars, 26-201
- primary metal industries
 - annual census of manufacturers, 41-250
 - principal statistics, employment, inventories, 41-250B
 - steel, production and shipments, 41-001
- production, 26-202, 26-223
- products
 - industries
 - annual census of manufacturers, 41-251
 - capacity utilization rates, quarterly, 31-003
 - consumption of containers and other packaging supplies, 31-212
 - definitions and classification index, 12-570E
 - destination of shipments, by province, by industry, 31-530
 - employment, by province, by industry, 31-203
 - orders, monthly data, 31-001
 - principal statistics
 - by province, by industry, 31-203
 - employment, inventories, 41-251B
 - shipments by major group of industries, monthly data, 31-001
 - stocks and shipments, by product type, monthly data, 31-001

recent data, 11-010

Methodology

See *also*

Bibliometrics
Classification
Surveys

census

data on labour force activity, user's guide, 1986 census,
99-111E

handbook, 1986 census, 99-104E

consumer price index

teaching kit, 62-603E

user guide, 62-557E

farm income accounts, 21-603E

farm income and expenses, 21-601E no. 10

food consumption statistics, 32-509E

industrial product price indexes

1981 = 100, 62-556

1986 = 100, user's guide, 62-558

national accounts, user guide, 13-603E no. 1

price level measurements, seasonality, 62-602

questionnaires on microfiche, 12-205M

sampling

and weighting, 1986 census, user guide, 99-136E

guide, non-mathematical, 12-602E

survey questionnaires, design and development, 12-519E

surveys, 12-001

unemployment, supplementary measures, 71-601 no. 41

Metis, 11-511E

See *also*

Native peoples

ethnic groups, by single and multiple origins, 1986 census,
93-154

Metropolitan areas

See *also*

Census metropolitan areas

building permits

annual summary, 64-203

monthly, 64-001

disabled persons residing in households, demography, lifestyle,

labour force participation, education, health, 82-603 to

82-612

employment and unemployment, estimates, 71-001P

labour force

annual averages

1981-1988, 71-529

by age and sex, employment by industry and occupation,
71-220

information, 71-001P

monthly estimates, 71-001

manufacturing, private and public investments, intentions, by

province, 61-205

market research handbook, 63-224

monthly sales, department stores, 63-004

retail trade, chain and independent stores, 63-005

production, by province, 26-202

Microdata

see electronic products section, p. 347-376

directory catalogue, 11-514E

Micromaterials

in public libraries, stock, language, circulation, 87-205, 87-205S

Microwave ovens

See *also*

Appliances

households equipped, by province, 64-202, 64-601

Migration

See *also*

Immigration

CMAs, by age group and sex, 1986 census, 93-156

between United States and Canada, 91-530E

historical data, 11-516E

husband-wife, census families in private households, 1986

census, 93-107

internal migrants, by age group, sex, province of birth, by

province, 1981, 1986 census, 93-108

international

intercensal annual estimates, 1981-1986, by province,
91-521

quarterly and annual data, by province, 91-002

interprovincial

age group, sex, marital status, level of schooling, field of

study, labour force activity, occupation, major group,

industry division, province of origin, by province, 1986

census, 93-108

intercensal annual estimates, 1981-1986, by province,

91-521

language spoken, by place of residence, 1981, 1986 census,
93-103

quarterly and annual data, by province, 91-002

literacy and numeracy skills, adult, by mother tongue, by age, by

period of immigration, by level of schooling, 89-525E

postcensal and intercensal estimates, 91-528E

projections for 1989-2011

by province, 91-520

Canada, provinces and territories, 91-522

sex and province, 1961, 1971, 1976, 1981, 1986 census,

93-108

urban/rural, 11-008E no. 21 (p. 23-27)

Milk

See *also*

Dairy products

consumption, average annual, 1967-1988, 11-008E no. 19

(p. 2-5)

industry

principal statistics, employment, inventories, 32-250B

instant skim milk powder, production and month-end inventories,

32-024

production, stocks and sales, monthly, by province, 23-001

Millwork

See *also*

Doors

Prefabricated buildings

Windows

Wood

Mica

See *also*

Mines

Mining

Non-metallic minerals

industries

- annual census of manufacturers, 35-250
- principal statistics, employment, inventories, 35-250B

Millwrighting and rigging

- contractors, establishments, output, labour, revenue and expenditures, by province, 64-204

Mineral fuels

- See also
- Fossil fuels

- financial statistics, quarterly, 61-003
- preliminary data, 61-003P

Mineral industries

- See
- Mining

Mineral products

- See also
- Cement
- Gypsum
- Insulating materials
- Non-metallic minerals
- Petroleum products

industries

- capacity utilization rates, quarterly, 31-003
- consumption of containers and other packaging supplies, 31-212
- destination of shipments, by province, by industry, 31-530
- employment, by province, by industry, 31-203
- principal statistics, by province, by industry, 31-203
- shipments by major group of industries, monthly data, 31-001
- stocks and shipments, by product type, monthly data, 31-001
- non-metallic, industries
 - annual census of manufacturers, 44-250
 - principal statistics, employment, inventories, 44-250B

Mineral wool

- See also
- Asbestos
- Insulating materials

industries

- annual census of manufacturers, 44-250
- principal statistics, employment, inventories, 44-250B
- production and shipments, 44-004

Minerals

- See also
- Energy
- Metals
- Mining
- Non-metallic minerals

- metallic, international trade, 65-503
- process plants, price indexes, quarterly, 62-007

Miners

- See also
- Employment
- Labour
- Occupations

- occupational mortality, by cause, British Columbia, 84-544

Mines

- CANSIM, minibase series directory, 12-569E
- coal industry, 26-206
- federal government enterprises, financial statistics, 61-203
- metal, production, employment, 26-223
- non-metal, production, employment, 26-224
- provincial government enterprises, financial statistics, by province, 61-204
- zinc, production and shipments, 26-223

Mining

- See also

- Industries
- Names of minerals

- capital and repair expenditures, by mine type, revised intentions, 61-206
- coal industry, 26-206
 - gross mine output, monthly, by province, 45-002
- consumption of purchased fuel and electricity, 26-201
- domestic and foreign control of establishments, 31-401, 31-401P
- drilling
 - diamond, operators, diamonds purchased and stones used, 26-201
 - other contract drilling completed, 26-201
- employees and earnings, by province, 26-201
- energy demand, by province, 57-003
- equipment, industries
 - annual census of manufacturers, 42-250
 - principal statistics, employment, inventories, 42-250B
- expenditures, intentions, by region, by province, 61-205
- exploration, development and capital expenditures, intentions, 61-216
- historical data, 11-516E
- human activity and the environment, 11-509E
- industrial classification, 12-501E
- industrial organization and concentration, 31-402, 31-402P
- industrial research and development, expenditures, 88-202
- industries
 - financial statistics, quarterly, 61-003, 61-008
 - preliminary data, 61-003P
 - labour force, by age group, sex, class of worker, weeks worked in 1985, by industry, by province, 1986 census, 93-113
 - number of employees, salaries and wages, by industry, by province, monthly, 72-002
 - principal statistics
 - by industry and country of control, Canada, 31-401, 31-401P
 - by province, manufacturing industry group and country of control, 31-401, 31-401P
 - production, 26-202
- labour force, by sex
 - by detailed industry, (1970 classification), by province, 1971, 1981, 1986 censuses, 93-152
 - by industry division, by province, 1951 to 1986 censuses, 93-152
- mineral production of metals, non-metals, fuels and structural materials, by province, 26-201
- New Brunswick, 11-608
- occupational classification, 12-565E
- principal statistics, by industry, by province, 26-201
- quarries and sand pits, 26-225
- real gross domestic product of the mineral industry, 26-201
- related manufacturing industries, principal statistics, 26-201

research and development, expenditure price indexes, 88-509

Mink

See also

Furs

feed, shipments, by province of origin, 32-004

number, supply and disposition, 23-208

pelts

imports and exports, number and value, 23-208

Minority groups, 11-008E

See also

Ethnicity

1986 census, 93-154, 98-132

employment equity, 11-008E no. 22 (p. 26-28)

women, statistical report, 89-503E

Mixed vegetables

See

Vegetables

Mobile homes

See also

Dwellings

industries

annual census of manufacturers, 42-251

principal statistics, employment, inventories, 42-251B

Mobility

and interprovincial migration, by age group, sex and province,

1986 census, 93-108

graduates, interprovincial, 75-001E vol. 2 no. 1 (p. 52-63)

husband-wife, census families in private households, 1986 census, 93-107

immigrant and non-immigrant population, by sex, period of immigration, province, 1986 census, 93-155

population distribution, by age group, 89-519

Modelling

survey methodology, 12-001

Moncton

CT, 1986 census

dwellings, by period of construction, heating fuel

family income, by income group

household income, by income group

households, tenant, owner, rent and payments

income, by sex, income composition, income group

population, by home, official languages, ethnic origin,

citizenship, place of birth, immigrants, by period and age at immigration, mobility status, education, labour force activity by industry division and major occupation group, sex, class of worker, 95-128

population, dwellings, households, census and economic family characteristics, 95-127

Monetary authorities

See also

Financial institutions

definitions, 13-585E

financial flows, recent quarterly data, 13-014, 13-214

national balance sheets, 13-214

Money income

distribution, subprovincial areas, 13-216

Montreal

CT, 1986 census

dwellings, by period of construction, heating fuel, 95-130

family income, by income group, 95-130

household income, by income group, 95-130

households, tenant, owner, rent and payments, 95-130

income, by sex, income composition, income group, 95-130

population, by home, official languages, ethnic origin,

citizenship, place of birth, immigrants, by period and age at immigration, mobility status, education, labour force activity by industry division and major occupation group, sex, class of worker, 95-130

population, dwellings, households, census and economic

family characteristics, 95-129

atlas, demography, education, ethnic origin, lone-parent families,

dwellings, employment, income, 1986 census, 98-104

ethnic groups, by single and multiple origins, 1986 census, 93-154

federal government scientific and technological establishments, directory, 88-206E

historical overview, 11-606E

labour force, by industry division, by occupation type, 1971, 1981, 1986, 98-135

manufacturing, private and public investments, intentions, by province, 61-205

map, CMA, 1986 census, 99-116

mother tongue

population, 1986, 98-131

retention and transfer, by province, 1986 census, 93-153

population, CMAs

by age, age group, sex, marital status, mother tongue, 1986 census, 93-156

by ethnic origin, home and official languages, by sex, 1986 census, 93-156

census families, by number of children, by family structure, 1986 census, 93-156

immigrants, by place of birth, sex and period of immigration, 1986 census, 93-156

in private households, by economic family status, 1986 census, 93-156

labour force, by education, by occupation, by industry group, by income group, by work activity, 1986 census, 93-156

Morbidity

hospital, discharges by sex and age group, 82-003S suppl. no. 1

tuberculosis, active and reactivated cases, 1978-1988, by age groups, resulting in death, by sex and age group, 1960-1988, 82-003S suppl. no. 10

Mortality

See also

Abortions

Children

Coffins

Deaths

Funerals

Population

atlas of cancer mortality, British Columbia, by sex, 82-565

by province, age group and sex, 82-003S suppl. no. 15

cancer, by sex and age group, by province, 82-003S suppl. no. 8

causes

by age and sex, province

- by detailed category, 82-003S suppl. no. 11
- summary list, 82-003S suppl. no. 12
- leading, by age group, 82-003S vol. 1 no. 1
- children, rates, by age group and sex, 11-008E no. 21 (p. 3)
- 1926-1986, 11-008E no. 21 (p. 7-10)
- infant, birth outcomes and low income, by CMA, 1986, 82-003 vol. 3 no. 1 (p. 7-31)
- life tables
 - analysis, by marital status, by sex, 84-536E
 - Canada and provinces, by sex, 82-003S suppl. no. 13, 84-532
- local area, 84-542
- occupational, by cause, British Columbia, 84-544
- rates
 - by age, sex, health status, 82-543
 - cancer, heart, traffic accidents, suicide, trends, 91-209E
 - cardiovascular diseases, by province, 82-544
 - health services, 82-540E
 - longevity and historical life tables, by province, 89-506
- stillbirths, by month, 82-003S suppl. no. 14
- tuberculosis, 1960-1988, 82-003S suppl. no. 10
- women, health profile, 82-542E
- youth, 82-545E

Mortgage loan companies

See also

Financial institutions

financial statistics, quarterly, 61-006

Mortgages

See also

Dwellings

Interest rates

Loans

- interest and principal, by family income, 62-555
- loans, credit unions, by province, 61-209
- owner-occupied homes, comparison between Canada and the United States, 75-001E vol. 2 no. 1 (p. 29-41)
- young family home owners, 11-517E

Mother tongue

See also

Languages

- CAs and CTs, population, 1986 census, 95-101 to 95-173 (odd)
- CDs and CSDs for each province and territory, 1986 census, 94-101 to 94-124
- CMAs, population, by sex, 1981, 1986 census, 93-156
- age group, sex, by province, 1981, 1986 census, **93-102**
- Canada and provinces, urban areas by size, farm and non-farm rural areas, CA and CMA, 1986 census, 94-129
- Canada and regions, trends, **98-131**
- Caribbean immigrants, 91-536E
- economic families, income, by income group, by province, 1986 census, 93-118
- employment income, by sex and income group, by province, 1986 census, 93-115
- ethnic groups, by single and multiple origins, 1986 census, 93-154
- families, trends, 91-209E
- labour force survey, by province and economic region, 1986 census, 71-535 no. 5
- native peoples, Canada's north, 98-122
- occupations, by sex and detailed occupation, 1986 census,

- 93-157
- population, by age group, sex, and province, 1986 census, **93-103**

provinces

- by 1976 FED, 1986 census, 94-125

- by 1987 FED, 94-133

- by CMA and CA, 1986 census, 94-127

- retention and transfer, by sex, age group, by province, 1986 census, 93-153

- total income, by sex and income group, by province, 1986 census, 93-114

Motion pictures

See also

Films

Videos

industries

- number of businesses, total revenue, by province, by revenue

- size, revenue by source, client base, expenses,

- part-time/full-time employment, 63-233

- producers, revenue, principal statistics, 63-206

- production, revenue, expenses, 87-204

Motor carriers

See also

Motor vehicles

- passenger industry, principal statistics, revenue and expenses, employment and equipment, 53-215

- trucking industry, 53-222

Motor vehicles, 64-202

See also

Automobiles

Buses

Motorcycles

Trucks

Vans

- accessories, parts and assemblies, industries

- annual census of manufacturers, 42-251

- principal statistics, employment, inventories, 42-251B

- accidents, mortality by age group and sex, 11-612E no. 3

- and recreational vehicle dealers, retail trade, estimated

- commodity sales, commodity by trade group, by province,

- 1989, 63-541

- automobile purchase, net change in assets and liabilities, 62-555

- automotive industry, production in North America and general

- import trends, 11-010 vol. 4 no. 1 (p. 4.1-4.14)

- fuel sales, 53-218

- historical data, 11-210

- households equipped, by province, 64-601

- industries

- annual census of manufacturers, 42-251

- financial statistics, quarterly, 61-008

- principal statistics, employment, inventories, 42-251B

- market research handbook, 63-224

- number, distance travelled, fuel consumption, by province,

- quarterly, 53-226

- parts and accessories and tires, industries, financial statistics,

- quarterly, 61-008

- recent data, 11-010

- registrations

- new, sales, by province, by origin, monthly, 63-007

- number, by province, 53-219

- theft

and vandalism, international comparisons, 85-002 vol. 11 no. 2
 rate, 85-002 vol. 10 no. 9
 type of property and vehicle stolen, 85-002 vol. 11 no. 2

Motorcycles

households equipped, by province, 64-202, 64-601

Movie theatres

See also

Films

Motion pictures

industries

number of businesses, total revenue, by province, by revenue
 size, revenue by source, client base, expenses,
 part-time/full-time employment, 63-233

revenue, principal statistics, 63-207

Moving and storage

See also

Trucking

trucking industry, 53-222

Multiculturalism

See also

Ethnicity

ethnic diversity, distribution, immigration, trends, 98-132
 ethnic groups, by single and multiple origins, 1986 census,
 93-154

ethnicity, immigration and citizenship, 1986 census, 93-109
 mother tongue

age group, sex and province, 1981, 1986 census, 93-102

home language, official languages, by province, 1986 census,
 93-103

retention and transfer, by province, 1986 census, 93-153

municipal, provincial and federal expenditures

by province, 87-206

overview, 87-517

Multilateral activities, 11-402E

Multiple jobholders

See also

Employment

Occupations

labour force annual averages, 71-220

paid workers and self-employed, 71-536

Municipalities

See also

Local government

building permits

annual summary, 64-203

monthly, 64-001

crimes, police reported, by offence category, by municipality
 size, 85-205

hospitals, list by province, 82-003S suppl. no. 6

index to data, 11-515

population change, growth and distribution, 1981 and 1986
 census, 98-120

principal statistics, of manufacturing industries, by province, by
 major group of industries, 31-209

revenue and expenditures, distribution, historical summary,

68-204

Murders

See

Homicides

Museums and galleries

activities, synopsis, 87-001, 87-004

municipal, provincial and federal expenditures

by province, 87-206

overview, 87-517

revenue, expenses, employment, visitors, by province, by
 governing authorities, 87-207

Mushrooms

See also

Vegetables

canned

and frozen, pack and stocks, monthly, 32-011

pack and stocks, 32-240

packed annually, by region, 32-023

houses, 1986 census, 1971 to 1986 census data, Canada, by
 type, by province, 96-102

for each province, by type, agricultural region and census
 division, 96-103 to 96-112

production, area, farm value, by province, 22-003

Music

See also

Performing arts

companies, performances, revenue and expenditures, by
 province, 87-209

Musical instruments

See also

Sound recording

industries

annual census of manufacturers, 47-250

principal statistics, employment, inventories, 47-250B

sound recording industry, markets, new recordings, 87-202

Musicians

employment, income, expenses, education, 87-530

Muskrat

See also

Furs

pelts, imports and exports 23-208

Mutton and lamb

See also

Meat

Sheep

frozen stocks, 23-203

imports and exports, 23-203

N

Nails

See also

Hardware

production and shipments, 41-006

Naphtha

specialty products, supply, sales and disposition, by province, 45-004

Narrow fabrics

See also

Textile products

industries

annual census of manufacturers, 34-251

principal statistics, employment, inventories, 34-251B

Natality

rate, trends, in Canada, 91-524E

National accounts

See also

Balance of payments

Economic indicators

Finance

Gross domestic product

Input-output tables

National balance sheets

aggregate productivity measures, 15-204

Canada's international trade in services, 1969-1984, 67-510

CANSIM, minibase series directory, 12-569E

gross domestic product, by industry

by province, 15-203

monthly, 1961-1980, 15-512

monthly data, 15-001

quarterly, 1961-1980, 15-512

historical data, 11-210

input-output tables

1961-1981, 15-510

constant prices, 1961-1981, 15-511

recent data, 15-201

international investment position, 67-202

national income and expenditures, 13-201

annual estimates, 1926-1986, 13-531

quarterly estimates, 1947-1986, 13-533

provinces

annual data, 1961-1986, 13-213S

annual estimates, 13-213

recent data, 11-010

revenue and expenditures, recent quarterly data, 13-001

user guide to the Canadian system of national accounts, 13-589E, 13-603E no. 1

National Archives

See also

Archives

Libraries

general description, 11-402E

National balance sheets, 67-202

See also

National accounts

financial flow matrix, 13-214

guide, 13-585E

National Film Board, 11-402E

See also

Films

National income and expenditure, 13-201

See also

Gross domestic product

Gross national product

National accounts

annual estimates, 1926-1986, 13-531

historical data, 11-210

quarterly estimates, 1947-1986, 13-533

recent data, 11-010

user guide, 13-589E

Native peoples, 11-008E, 11-511E

See also

Education

Indians

Canadian ethnic diversity, trends, 98-132

distribution of population, mother-tongue, level of education,

labour force, income, with children, by family structure,

housing conditions, Canada's north, 98-122

employment equity, 11-008E no. 22 (p. 26-28)

ethnic groups, by single and multiple origins, 1986 census, 93-154

in police service, 85-523

mother tongue

age group, sex and province, 1981, 1986 census, 93-102

home language, official languages, by province, 1986 census, 93-103

women, statistical report, 89-503E

Natural gas

See also

Energy

Fossil fuels

Fuel

Gasoline

Oil

Oil wells

Petroleum products

Propane

Utilities

crude, industry, supply and disposition, 26-213

distribution, provincial government enterprises, financial statistics, by province, 61-204

exploration, development and capital expenditures, intentions, 61-216

facilities, heavy engineering contractors, 64-209

industry

cash expenditures, commodity data, drilling and production, 26-213

financial statistics, quarterly, 61-008

supply and disposition, by source, imports, exports, by month, by province, 26-006

transport and distribution systems, sales and revenue, storage, financial statistics, 57-205

use, reprocessing, by month, by province, 26-006

utilities, receipts, sales, disposition, imports, exports, by province, monthly, 55-002

Natural resources

See also

Energy

Forestry

Forests

Minerals

human activity and the environment, 11-509E
logging industry, by province, 25-201

Natural sciences

research, 11-402E

Nature parks

* See also

Heritage resources

revenue, expenses, employment, visitors, by province, by governing authorities, 87-207

Neighbourhoods

See also

Urban areas

Toronto, 11-605E

Trois-Rivières, 11-607E

Net income

See

Income

Net worth

oil pipeline transport industry, 55-201

New Brunswick

See also

Provinces

CDs, CSDs, CMAs, CAs, urban areas, population, 1981, 1986, urban, rural, national and provincial ranks, decreasing order, dwellings, land area, population density, 1986 census, 92-112
EAs, 1981 and 1986 equivalents, by 1981, 1986 codes, 1986 census, 99-127

accommodation service industry, total revenue, 63-204

adult correctional services, expenses, inmates, 85-211

agriculture, 1986 census, farms and farm operators, crops, livestock, poultry, irrigation, machinery and equipment, by agricultural region and census division, 1971 to 1986 census, 96-106

building permits

annual summary, 64-203

monthly, 64-001

business services, total revenue, by service, 63-232

capital and repair expenditures, revised intentions, 61-206

cardiovascular diseases, mortality rates, 82-544

census families

husband-wife families and lone-parent families, 91-529

postcensal estimates, 91-204

income, by income group, by province, 1986 census, 93-117

civil courts, 85-509

community colleges

and related institutions, enrolment and graduates, 81-222

and vocational schools, educational staff, 81-524

courts, 85-511E

crimes, police reported, by offence, 85-205

criminal injuries, compensation, 86-502

destination of shipments, by province, by industry, 31-530

disabled persons residing in households, demography, lifestyle, labour force participation, education, health, by subprovincial area and Saint John, 82-606

dwellings and households, 1986 census, 93-104, 93-105

earnings

1986 census, 93-115

by detailed occupation, sex, activity, 1981, 1986 census, 93-116

economic accounts

annual data, 1961-1986, 13-213S

annual estimates, 13-213

preliminary estimates, 13-213P

economic families, income, by income group, by province, 1986 census, 93-118

education

enrolment, expenditures, by type of institution, 81-220

financial statistics, all levels and by level of education, 81-208

electric power, capacity and loads, imports, exports, 57-204

elementary and secondary schools, enrolment, 81-210

energy supply and demand, by type, by sector, 57-003

ethnic groups, by single, multiple origins, 1986 census, 93-154

ethnic origins, immigration and citizenship, 1986 census, 93-109

expenditures on culture, by function, 87-206

families, 1986 census, 93-106, 93-107

federal expenditures on science and technology, 88-204

federal government, scientific and technological establishments, directory, 88-206

government

enterprises, financial statistics, 61-204

finances, revenue and expenditures, 68-207

gross domestic product, by industry, 15-203

historical economic data, 11-210

historical overview, 11-608

hospital directory by municipality, 82-003S suppl. no. 6

households, income, by income group, 1986 census, 93-119

housing starts and completions, 64-002

immigrants and non-immigrants, 1986 census, 93-155

impaired driving, by type of offence and persons charged, 1990, 85-002 vol. 11 no. 13

income, individuals, 1986 census, 93-114

international travellers entering the province, 66-001, 66-001P

juvenile courts, 85-522

labour force

activity, 1986 census, 93-111

annual averages, 1981-1988, 71-529

by detailed industry, 1986 census, 93-113

by detailed occupation, 1986 census, 93-112

by sex

by detailed industry (1970 classification), 1971, 1981,

1986 censuses, 93-152

by industry division, 1951 to 1986 censuses, 93-152

monthly estimates, 71-001

survey, by economic region, 71-535 no. 5

languages, mother tongue, bilingualism, by age group, sex, 1986 census, 93-103

legal aid, services and expenditures, 85-216

leisure and personal service industries, 63-233

life tables, by sex, 82-003S suppl. no. 13, 84-532

longevity and historic life tables, 89-506

manufacturing industries, principal statistics, 31-203

maps, census divisions and subdivisions, 1986 census, 99-115

men, labour market activity survey, 71-206

minority and second language education, elementary and secondary levels, 81-257

mobility and interprovincial migration, 1986 census, 93-108

mother tongue

by age group, sex, 1981, 1986 census, 93-102

retention and transfer, 93-153

nurses, employment, education, demography, 82-003S suppl. no. 22, 83-226

occupations

by sex and detailed occupation, 1986 census, 93-157

older workers, labour market activity survey, 71-208

place names, reference list, by classification code, by province,

population, 1986 census, 92-121

police services and officers, federal, provincial and municipal levels, 85-523

population

- age-sex distribution, intercensal annual estimates, 1981-1986, 91-518
- by age, sex and marital status distribution, by single years, age group, by province, 1986 census, 93-101
- demographic statistics, postcensal annual estimates, 91-210
- detailed characteristics, home and official languages, ethnic origin, citizenship, birthplace, immigrants, mobility, education, occupations, income, by CD and CSD, 1986 census, 94-108

dwellings

- period of construction, heating system and fuel, 1986 census, 94-108
- tenure and type, by CD and CSD, 1986 census, 94-107

marital status, age-sex distribution, sex ratio, intercensal annual estimates, 1981-1986, 91-519

projections, 1989-2011, fertility, life expectancy, sex ratio, age-sex distribution, population growth, 91-520

quarterly and annual demographic statistics, interprovincial migration, 91-002

selected characteristics, density, age-sex distribution, marital status, mother tongue, census and economic families, by CD and CSD, 1986 census, 94-107

private and public investments, intentions, 61-205

recent economic data, 11-010

reference list

- of EAs, by CSD, CD, 1986 census, 99-117
- of EAs, by CSD, CD, PCT, 1986 census, 99-122

research and development expenditures, by activity sector, 88-001

retail trade

- chain and independent stores, 63-005
- estimated commodity sales, commodity by trade group, 1989, 63-541
- sales and receipts, number of locations, by type, 63-223

schooling level, by detailed field of study, 1986 census, 93-110

television viewing time and distribution by origin and type of programme and origin of station, by anglophones, francophones, 87-208

universities

- revenue and expenditures, trends, 81-260
- tuition, additional fees and living accommodation costs, by institution, 81-219

value of construction work purchased, new and repair, by type of structure, 64-201

women, labour market activity survey, 71-205

workers compensation boards, 86-501

youth, labour market activity survey, 71-207

New France, 11-606E

Newfoundland

See also

Provinces

CDs, CSDs, CMAs, CAs, urban areas, population, 1981, 1986, urban, rural, national and provincial ranks, decreasing order, dwellings, land area, population density, 1986 census, 92-109

EAs, 1981 and 1986 equivalents, by 1981, 1986 codes, 1986 census, 99-127

accommodation service industry, total revenue, 63-204

adult correctional services, expenses, inmates, 85-211

agriculture, 1986 census, farms and farm operators, crops,

livestock, poultry, irrigation, machinery and equipment, by agricultural region and census division, 1971 to 1986 census, 96-103

building permits

- annual summary, 64-203
- monthly, 64-001

business services, total revenue, by service, 63-232

capital and repair expenditures, revised intentions, 61-206

cardiovascular diseases, mortality rates, 82-544

census families

- husband-wife families and lone-parent families, 91-529
- postcensal estimates, 91-204
- income, by income group, by province, 1986 census, 93-117

civil courts, 85-509

community colleges

- related institutions, enrolment and graduates, 81-222
- vocational schools, educational staff, 81-524

courts, 85-511E

crimes, police reported, by offence, 85-205

criminal injuries, compensation, 86-502

destination of shipments, by province, by industry, 31-530

disabled persons residing in households, demography, lifestyle, labour force participation, education, health, by subprovincial areas and St. John's, 82-603

dwellings and households, 1986 census, 93-104, 93-105

earnings

- 1986 census, 93-115
- detailed occupation, sex, activity, 1981, 1986 census, 93-116

economic accounts

- annual data, 1961-1986, 13-213S
- annual estimates, 13-213
- preliminary estimates, 13-213P

economic families, income, by income group, by province, 1986 census, 93-118

education

- enrolment, expenditures, by type of institution, 81-220
- financial statistics, all levels and by level of education, 81-208

electric power, capacity and loads, imports, exports, 57-204

elementary and secondary schools, enrolment, 81-210

energy supply and demand, by type, by sector, 57-003

ethnic groups, by single, multiple origins, 1986 census, 93-154

ethnic origins, immigration and citizenship, 1986 census, 93-109

- expenditures on culture, by function, 87-206

families, 1986 census, 93-106, 93-107

federal expenditures on science and technology, 88-204

federal government, scientific and technological establishments, directory, 88-206

government

- enterprises, financial statistics, 61-204
- finances, revenue and expenditures, 68-207

gross domestic product, by industry, 15-203

historical economic data, 11-210

hospital directory by municipality, 82-003S suppl. no. 6

households, income, by income group, 1986 census, 93-119

housing starts and completions, 64-002

immigrants and non-immigrants, 1986 census, 93-155

impaired driving, by type of offence and persons charged, 1990, 85-002 vol. 11 no. 13

income, individuals, 1986 census, 93-114

international travellers entering the province, 66-001, 66-001P

juvenile courts, 85-522

labour force

- activity, 1986 census, 93-111
- annual averages, 1981-1988, 71-529
- by detailed industry, 1986 census, 93-113
- by detailed occupation, 1986 census, 93-112

by sex
 by detailed industry (1970 classification), 1971, 1981, 1986 censuses, 93-152
 by industry division, 1951 to 1986 censuses, 93-152
 monthly estimates, 71-001
 survey, by economic regions, 71-535 no. 5
 languages, mother tongue, bilingualism, by age group, sex, 1986 census, 93-103
 legal aid, services and expenditures, 85-216
 leisure and personal service industries, 63-233
 life tables, by sex, 82-003S suppl. no. 13, 84-532
 longevity and historic life tables, 89-506
 manufacturing industries, principal statistics, 31-203
 maps, census divisions and subdivisions, 1986 census, 99-115
 men, labour market activity survey, 71-206
 minority and second language education, elementary and secondary levels, 81-257
 mobility and interprovincial migration, 1986 census, 93-108
 mother tongue
 by age group, sex, 1981, 1986 census, 93-102
 retention and transfer, 93-153
 nurses, employment, education, demography, 82-003S suppl. no. 22, 83-226
 occupations
 by sex and detailed occupation, 1986 census, 93-157
 older workers, labour market activity survey, 71-208
 place names, reference list, by classification code, by province, population, 1986 census, 92-121
 police services and officers, federal, provincial and municipal levels, 85-523
 population
 age, sex and marital status distribution, by single years, age group, by province, 1986 census, 93-101
 age-sex distribution, intercensal annual estimates, 1981-1986, 91-518
 demographic statistics, postcensal annual estimates, 91-210
 detailed characteristics, home and official languages, ethnic origin, citizenship, birthplace, immigrants, mobility, education, occupations, income, by CD and CSD, 1986 census, 94-102
 dwellings
 period of construction, heating system and fuel, 1986 census, 94-102
 tenure and type, by CD and CSD, 1986 census, 94-101
 marital status, age-sex distribution, sex ratio, intercensal annual estimates, 1981-1986, 91-519
 projections, 1989-2011, fertility, life expectancy, sex ratio, age-sex distribution, population growth, 91-520
 quarterly and annual demographic statistics, interprovincial migration, 91-002
 selected characteristics, density, age-sex distribution, marital status, mother tongue, census and economic families, by CD and CSD, 1986 census, 94-101
 private and public investments, intentions, 61-205
 recent economic data, 11-010
 reference list
 of EAs, by CSD, CD, 1986 census, 99-117
 of EAs, by CSD, CD, PCT, 1986 census, 99-122
 research and development expenditures, by activity sector, 88-001
 retail trade
 chain and independent stores, 63-005
 estimated commodity sales, commodity by trade group, 1989, 63-541
 sales and receipts, number of locations, by type, 63-223
 schooling level, by detailed field of study, 1986 census, 93-110

television viewing time and distribution by origin and type of programme and origin of station, 87-208
 universities
 revenue and expenditures, trends, 81-260
 tuition, additional fees and living accommodation costs, by institution, 81-219
 value of construction work purchased, new and repair, by type of structure, 64-201
 women, labour market activity survey, 71-205
 worker's compensation boards, 86-501
 youth, labour market activity survey, 71-207

Newspapers and periodicals

See also

Printing and publishing

arts and culture, statistical profile, 87-527
 publishing and printing industries
 annual census of manufacturers, 36-251
 principal statistics, employment, inventories, 36-251B
 revenue, profits, profitability, circulation, 87-203
 synopsis, 87-001, 87-004

Newsprint

See also

Paper products

Pulp and paper

industries
 annual census of manufacturers, 36-250
 principal statistics, employment, inventories, 36-250B

Nickel

See also

Mines

Mining

mineral production, by province, 26-202
 mines, production and shipment, 26-223

Non-employment income

See also

Investments

distribution, subprovincial areas, 13-216

Non-ferrous metals

industries, financial statistics, quarterly, 61-008
 rolling, casting and extruding, industries
 annual census of manufacturers, 41-250
 principal statistics, employment, inventories, 41-250B

Non-financial government enterprises

See also

Government employment

financial flows, recent quarterly data, 13-014, 13-214
 national balance sheets, 13-214

Non-financial private corporations

financial flows, recent quarterly data, 13-214
 national balance sheets, 13-214

Non-metallic minerals

See also

Minerals

Mines

Mining

- production, 26-202
- production and shipments, 26-224
- products industries
 - annual census of manufacturers, 44-250
 - financial statistics, quarterly, 61-003
 - preliminary data, 61-003P

Non-renewable resources

See also

Natural resources

human activity and the environment, 11-509E

Non-residents

Canadian bond market, 1978 to 1990, 11-010 vol. 4 no. 6
(p. 3.19-3.34)

income and expenditure accounts, 13-201

North Bay

CT, 1986 census

- dwellings, by period of construction, heating fuel, 95-132
- family income, by income group, 95-132
- household income, by income group, 95-132
- households, tenant, owner, rent and payments, 95-132
- income, by sex, income composition, income group, 95-132
- population, by home, official languages, ethnic origin, citizenship, place of birth, immigrants, by period and age at immigration, mobility status, education, labour force activity by industry division and major occupation group, sex, class of worker, 95-132
- population, dwellings, households, census and economic family characteristics, 95-131

Northwest Territories

See also

Native peoples

Provinces

Territorial government

- CDs, CSDs, urban areas, population, 1981, 1986, urban, rural, national and territorial ranks, decreasing order, dwellings, land area, population density, 1986 census, 92-120
- EAs, 1981 and 1986 equivalents, by 1981, 1986 codes, 1986 census, 99-127
- accommodation service industry, total revenue, 63-204
- adult correctional services, expenses, inmates, 85-211
- agriculture, 1986 census, farms, areas, crops, livestock and poultry, vegetables, greenhouses, capital, vehicles, expenses, 1971 to 1986 census, 96-102
- building permits
 - annual summary, 64-203
 - monthly, 64-001
- business services, total revenue, by service, 63-232
- capital and repair expenditures, revised intentions, 61-206
- census families, income, by income group, by province, 1986 census, 93-117
- civil courts, 85-509
- community colleges
 - related institutions, enrolment and graduates, 81-222
 - vocational schools, educational staff, 81-524
- correction system, female offenders, 85-002 vol. 11 no. 6
- courts, 85-511E
- criminal injuries, compensation, 86-502
- disabled persons residing in households, demography, lifestyle, labour force participation, education, health, by subprovincial area, 82-614
- dwellings and households, 1986 census, 93-104, 93-105

earnings

1986 census, 93-115

detailed occupation, sex, activity, 1981, 1986 census, 93-116

economic accounts

annual data, 1961-1986, 13-213S

annual estimates, 13-213

preliminary estimates, 13-213P

economic families, income, by income group, by province, 1986 census, 93-118

education

enrolment, expenditures, by type of institution, 81-220

financial statistics, all levels and by level of education, 81-208

electric power, capacity and loads, imports, exports, 57-204

elementary and secondary schools, enrolment, 81-210

energy supply and demand, by type, by sector, 57-003

ethnic groups, by single, multiple origins, 1986 census, 93-154

ethnic origins, immigration and citizenship, 1986 census, 93-109

expenditures on culture, by function, 87-206

federal expenditures on science and technology, 88-204

federal government, scientific and technological establishments, directory, 88-206

government

enterprises, financial statistics, 61-204

finances, revenue and expenditures, 68-207

gross domestic product, by industry, 15-203

historical economic data, 11-210

hospital directory by municipality, 82-003S suppl. no. 6

households, income, by income group, 1986 census, 93-119

immigrants and non-immigrants, 1986 census, 93-155

impaired driving, by type of offence and persons charged, 1990, 85-002 vol. 11 no. 13

income, individuals, 1986 census, 93-114

juvenile courts, 85-522

labour force

activity, 1986 census, 93-111

by sex

detailed industry (1970 classification), 1971, 1981, 1986 censuses, 93-152

industry division, 1951 to 1986 censuses, 93-152

detailed industry, 1986 census, 93-113

detailed occupation, 1986 census, 93-112

languages, mother tongue, bilingualism, by age group, sex, 1986 census, 93-103

legal aid, services and expenditures, 85-216

leisure and personal service industries, 63-233

maps, census divisions and subdivisions, 1986 census, 99-115

minority and second language education, elementary and secondary levels, 81-257

mobility and interprovincial migration, 1986 census, 93-108

mother tongue

age group, sex, 1981, 1986 census, 93-102

retention and transfer, 93-153

nurses, employment, education, demography, 82-003S suppl. no. 22, 83-226

occupations

sex and detailed occupation, 1986 census, 93-157

place names, reference list, by classification code, by province, population, 1986 census, 92-123

police services and officers, territorial and municipal levels, 85-523

population

age, sex and marital status distribution, by single years, age group, by province, 1986 census, 93-101

age-sex distribution, intercensal annual estimates, 1981-1986, 91-518

demographic statistics, postcensal annual estimates, 91-210

detailed characteristics, home and official languages, ethnic origin, citizenship, birthplace, immigrants, mobility, education, occupations, income, by CD and CSD, 1986 census, 94-124

dwellings

- period of construction, heating system and fuel, 1986 census, 94-124
- tenure and type, by CD and CSD, 1986 census, 94-123

marital status, age-sex distribution, sex ratio, intercensal annual estimates, 1981-1986, 91-519

projections, 1989-2011, fertility, life expectancy, sex ratio, age-sex distribution, population growth, 91-520

quarterly and annual demographic statistics, interprovincial migration, 91-002

selected characteristics, density, age-sex distribution, marital status, mother tongue, census and economic families, by CD and CSD, 1986 census, 94-123

private and public investments, intentions, 61-205

recent historical data, 11-010

reference list

- EAs, by CSD, CD, 1986 census, 99-120
- EAs, by CSD, CD, PCT, 1986 census, 99-125

retail trade

- chain and independent stores, 63-005
- estimated commodity sales, commodity by trade group, 1989, 63-541
- sales and receipts, number of locations, by type, 63-223

schooling level, by detailed field of study, 1986 census, 93-110

women offenders in the corrections systems, 85-002 vol. 11 no. 6

worker's compensation boards, 86-501

Nova Scotia

See also

Provinces

CDs, CSDs, CMAs, CAs, urban areas, population, 1981, 1986, urban, rural, national and provincial ranks, decreasing order, dwellings, land area, population density, 1986 census, 92-111

EAs, 1981 and 1986 equivalents, by 1981, 1986 codes, 1986 census, 99-127

accommodation service industry, total revenue, 63-204

adult correctional services, expenses, inmates, 85-211

agriculture, 1986 census, farms and farm operators, crops, livestock, poultry, irrigation, machinery and equipment, by agricultural region and census division, 1971 to 1986 census, 96-105

building permits

- annual summary, 64-203
- monthly, 64-001

business services, total revenue, by service, 63-232

capital and repair expenditures, revised intentions, 61-206

cardiovascular diseases, mortality rates, 82-544

census families

- husband-wife families and lone-parent families, 91-529
- postcensal estimates, 91-204
- income, by income group, by province, 1986 census, 93-117

civil courts, 85-509

community colleges

- related institutions, enrolment and graduates, 81-222
- vocational schools, educational staff, 81-524

courts, 85-511E

crimes, police reported, by offence, 85-205

criminal injuries, compensation, 86-502

destination of shipments, by province, by industry, 31-530

disabled persons residing in households, demography, lifestyle,

labour force participation, education, health, by subprovincial area and Halifax, 82-605

dwellings and households, 1986 census, 93-104, 93-105

earnings

- 1986 census, 93-115
- detailed occupation, sex, activity, 1981, 1986 census, 93-116

economic accounts

- annual data, 1961-1986, 13-213S
- annual estimates, 13-213
- preliminary estimates, 13-213P

economic families, income, by income group, by province, 1986 census, 93-118

education

- enrolment, expenditures, by type of institution, 81-220
- financial statistics, all levels and by level of education, 81-208

electric power, capacity and loads, imports, exports, 57-204

elementary and secondary schools, enrolment, 81-210

energy supply and demand, by type, by sector, 57-003

ethnic groups, by single, multiple origins, 1986 census, 93-154

ethnic origins, immigration and citizenship, 1986 census, 93-109

expenditure on culture, by function, 87-206

families, 1986 census, 93-106, 93-107

federal expenditures on science and technology, 88-204

federal government, scientific and technological establishments, directory, 88-206

government

- enterprises, financial statistics, 61-204
- finances, revenue and expenditures, 68-207

gross domestic product, by industry, 15-203

historical economic data, 11-210

hospital directory by municipality, 82-003S suppl. no. 6

households, income, by income group, 1986 census, 93-119

housing starts and completions, 64-002

immigrants and non-immigrants, 1986 census, 93-155

impaired driving, by type of offence and persons charged, 1990, 85-002 vol. 11 no. 13

income, individuals, 1986 census, 93-114

international travellers entering the province, 66-001, 66-001P

juvenile courts, 85-522

labour force

- activity, 1986 census, 93-111
- annual averages, 1981-1988, 71-529
- by detailed industry, 1986 census, 93-113
- by detailed occupation, 1986 census, 93-112
- by sex
 - detailed industry (1970 classification), 1971, 1981, 1986 censuses, 93-152
 - industry division, 1951 to 1986 censuses, 93-152
 - monthly estimates, 71-001
 - survey, by economic region, 71-535 no. 5

languages, mother tongue, bilingualism, by age group, sex, 1986 census, 93-103

legal aid, services and expenditures, 85-216

leisure and personal service industries, 63-233

life tables, by sex, 82-003S suppl. no. 13, 84-532

longevity and historic life tables, 89-506

manufacturing industries, principal statistics, 31-203

maps, census divisions and subdivisions, 1986 census, 99-115

men, labour market activity survey, 71-206

minority and second language education, elementary and secondary levels, 81-257

mobility and interprovincial migration, 1986 census, 93-108

mother tongue

- by age group, sex, 1981, 1986 census, 93-102
- retention and transfer, 93-153

nurses, employment, education, demography, 82-003S suppl. no. 22, 83-226

occupations
by sex and detailed occupation, 1986 census, 93-157

older workers, labour market activity survey, 71-208

place names, reference list, by classification code, by province, population, 1986 census, 92-121

police services and officers, federal, provincial and municipal levels, 85-523

population
age, sex and marital status distribution, by single years, age group, by province, 1986 census, 93-101

age-sex distribution, intercensal annual estimates, 1981-1986, 91-518

demographic statistics, postcensal annual estimates, 91-210

detailed characteristics, home and official languages, ethnic origin, citizenship, birthplace, immigrants, mobility, education, occupations, income, by CD and CSD, 1986 census, 94-106

dwellings
period of construction, heating system and fuel, 1986 census, 94-106

tenure and type, by CD and CSD, 1986 census, 94-105

marital status, age-sex distribution, sex ratio, intercensal annual estimates, 1981-1986, 91-519

projections, 1989-2011, fertility, life expectancy, sex ratio, age-sex distribution, population growth, 91-520

quarterly and annual demographic statistics, interprovincial migration, 91-002

selected characteristics, density, age-sex distribution, marital status, mother tongue, census and economic families, by CD and CSD, 1986 census, 94-105

private and public investments, intentions, 61-205

recent economic data, 11-010

reference list
of EAs, by CSD, CD, 1986 census, 99-117

of EAs, by CSD, CD, PCT, 1986 census, 99-122

research and development expenditures, by activity sector, 88-001

retail trade
chain and independent stores, 63-005

estimated commodity sales, commodity by trade group, 1989, 63-541

sales and receipts, number of locations, by type, 63-223

schooling level, by detailed field of study, 1986 census, 93-110

television viewing time and distribution by origin and type of programme and origin of station, 87-208

universities
revenue and expenditures, trends, 81-260

tuition, additional fees and living accommodation costs, by institution, 81-219

value of construction work purchased, new and repair, by type of structure, 64-201

women, labour market activity survey, 71-205

workers compensation boards, 86-501

youth, labour market activity survey, 71-207

Nuclear plants

See also
Energy

generating capacity, 57-206

Numeracy

in the work force, 75-001E vol. 2 no. 4 (p. 21-31)

level, adult, by age group, 89-525E

proficiency and limited ability, by age group, province and language, 75-001E vol. 2 no. 4 (p. 32-40)

skills, 1989, 11-008E no. 19 (p. 24)

Nursery products

1986 census, Canada, by type, by province, 96-102

for each province, by type, agricultural region and census division, 96-103 to 96-112

industry by region, 22-203

Nursery schools

See also
Children

as child care, 71-601 no. 31

Nurses

See also
Health care
Hospitals

employment
education, demography, 82-003S suppl. no. 22, 83-226

hospitals, paid-hours, full-time and part-time staff, 82-003S suppl. no. 20 vol. 4

number and income, 82-540E

nursing education programs, number of schools, admission, enrolment, graduation, 82-003S suppl. no. 22

Nursing homes

See
Residential care facilities

Nuts

See also
Food

supply and disposition
consumption per capita, 32-229

consumption per capita, data sources, conversion factors, 32-509E

O

Oats

supply and disposition, marketing exports, 22-007

Occupational classification, 12-565E

list of major, minor and unit groups, user's guide, 1986 census, 99-109E

Occupations

See also
Employment
Salaries and wages
Vocational training

alcohol and drug use, comparison between white collar and blue collar workers, 75-001E vol. 2 no. 3 (p. 30-41)

by sex, by province
1976 FED, 1986 census, 94-126

1987 FED, 94-134

CMA and CA, 1986 census, 94-128

Caribbean immigrants, 91-536E

classification, 12-565E

list of major, minor and unit groups, user's guide, 1986 census, 99-109E

computer use, in the workplace and at home, by sex, 75-001E vol. 3 no. 2 (p. 38-50)

distribution, by age group, sex, marital status, mother tongue, ethnic origin, period of immigration, schooling level, class of worker, industry division, employment income, family characteristics, by occupation, (1980 classification), 1986 census, 93-157

dual-earner families, 13-215, 13-588 no. 3

economic families, income, by income group, by province, 1986 census, 93-118

educational staff, community colleges, public trade schools, 81-254

employment income, by detailed occupation, sex
activity, by province, 1981 census, 93-116
schooling level, age group, 1986 census, **93-116**

ethnic groups, by single and multiple origins, 1986 census, 93-154

families, dual-earner, distribution by earnings status of spouses, 13-215

farm operators, spatial distribution, 1986 census, 96-113

farm work, 98-133

federal government employees, distribution, by sex, 72-209

health services, 82-540E

husband-wife, census families in private households, 1986 census, 93-107

immigrant and non-immigrant population, by sex, period of immigration, province, 1986 census, 93-155

immigrants, by place of birth, 91-527E

income, spendable discretionary, 11-010 vol. 4 no. 3 (p. 4.1-4.14), 75-001E vol. 3 no. 1 (p. 27-36)

inner city areas, trends, 98-123

labour force
annual averages
1981-1988, 71-529
full-time and part-time employment and unemployment by age and sex, 71-220
detailed occupation, by industry, sex, age groups and class of worker, by province, 1986 census, **93-112**
industry division, by occupation type, Canada, Montreal, Toronto, Vancouver, trends, 98-135
monthly estimates, 71-001
schooling level, by age and sex, Canada and regions, 1971, 1981, 13-579, 13-579S
survey, by province and economic region, 1986 census, 71-535 no. 5

librarians and library technicians, 87-205, 87-205S

literacy and numeracy skills, 89-525E

men
census data, 1891-1991, 75-001E vol. 3 no. 2 (p. 8-16)
labour market activity survey, by province, 71-206
non-traditional occupations, 1971 and 1986 censuses, 75-001E vol. 2 no. 2 (p. 58-68)

mobility and interprovincial migration, by major group, industry division, age group, sex and province, 1986 census, 93-108

mortality rates in British Columbia, by profession, by cause, **84-544**

musicians, performers and composers, 87-530

nurses, 82-003S suppl. no. 22, 83-226
paid-hours, full-time and part-time staff in hospitals, by type, 82-003S suppl. no. 20 vol. 4

older workers, labour market activity survey, by province, 71-208

paid workers and self-employed, 71-536

pension plan coverage, 71-217

persons who worked in 1985, by detailed occupation, by industry, sex, labour force activity, weeks worked, total and

mostly full-time, by province, 1986 census, 93-112

population, by CD and CSD, for each province and territory, 1986 census, 94-102 to 94-124 (even)

postsecondary graduates, labour market, 89-518

science and technology, professors, scientists and technologists, 88-002

time spent, by industry, 11-612E no. 4

university
graduates, by industry sector and educational attainment, 1971-1978
teachers, age, citizenship and salaries, by rank, sex, field, highest degree earned, by region, 81-241

unpaid family work, trends, 71-535 no. 2

wages, average hourly, by firm size, 11-010 vol. 4 no. 7 (p. 4.1-4.10)

women
census data, 1891-1991, 75-001E vol. 3 no. 2 (p. 8-16)
changes, 11-008E no. 18 (p. 21-23)
labour market activity survey, by province, 71-205
non-traditional occupations, 1971 and 1986 censuses, 75-001E vol. 2 no. 2 (p. 58-68)
statistical report, 89-503E
trends, 98-125
youth, labour market activity survey, by province, 71-207

Offences

See also

Crimes

Violence

criminal code

rate

and by major categories, 85-002 vol. 10 no. 9

and provincial comparisons, 85-002 vol. 11 no. 9

per police officer, 85-002 vol. 10 no. 18

drug

importation and cultivation, 85-002 vol. 10 no. 6

possession, actual number and rate, 85-002 vol. 10 no. 11

trafficking

1977-1989, 11-008E no. 20 (p. 27-29)

police reports, rates, substances trafficked, 85-002 vol. 10 no. 4

homicides, victim/accused relationship, circumstances, methods

used to commit homicide, location of offence commission, gender of victim

1989, 85-002 vol. 10 no. 14

1990, 85-002 vol. 11 no. 15

impaired driving, by major category

and by type, 85-002 vol. 10 no. 17

and persons charged, 1990, 85-002 vol. 11 no. 13

offenders

convicted, in custody, 85-211

women in the provincial/territorial corrections systems, 85-002 vol. 11 no. 6

young, first-time and recidivists, 85-002 vol. 10 no. 8

police reported, by province, 85-205

theft, motor vehicles, by location of incident, by incident

clearance status, 85-002 vol. 11 no. 2

violent, women charged, 85-002 vol. 10 no. 20

women

charged by offence type, 85-002 vol. 10 no. 20

property and criminal code offences, 85-002 vol. 11 no. 6

youth, 85-522

alternative measures services, criteria for participation,

85-002 vol. 10 no. 2

cases heard in youth courts, charges, decisions and

- dispositions, 85-002 vol. 10 no. 19
- charges, decisions
 - and dispositions in youth courts
 - 1989-90, 85-002 vol. 10 no. 13
 - 1990-91, 85-002 vol. 11 no. 14
 - and sentences, 85-002 vol. 10 no. 1
- most serious offence, processing time in court, 85-002 vol. 11 no. 4

Office furniture

- See also*
- Furniture and fixtures

- industries
 - annual census of manufacturers, 35-251
 - principal statistics, employment, inventories, 35-251B
 - shipments, by type and destination, quarterly, 35-006

Office machines

- industries
 - annual census of manufacturers, 43-250
 - principal statistics, employment, inventories, 43-250B

Official languages

- CMAs, population, by sex, 1981, 1986 census, 93-156
- employment income, by sex and income group, by province, 1986 census, 93-115
- ethnic groups, by single and multiple origins, 1986 census, 93-154
- mother tongue
 - by age group, sex and province, 1981, 1986 census, **93-102**
 - retention and transfer, by sex, by province, 1986 census, 93-153
- population, by age group, sex, and province, 1986 census, **93-103**

Oil

- See also*
- Diesel fuel
- Energy
- Fossil fuels
- Fuel
- Gasoline
- Natural gas
- Oil wells
- Petroleum products
- Pipelines
- Propane
- crude
 - equivalent, supply and disposition, imports, exports, by month, industry, supply and disposition, 26-213
 - by province, 26-006
 - pipeline transport, monthly, 55-001
 - by province, 55-201
- facilities, heavy engineering contractors, 64-209

Oil wells

- See also*
- Diesel fuel
- Energy
- Fossil fuels
- Fuel
- Gasoline
- Natural gas
- Oil
- Petroleum and natural gas industry

- Petroleum products
- Pipelines
- Propane

- federal government enterprises, financial statistics, 61-203
- industrial research and development, expenditures, 88-202
- industries
 - industrial classification, 12-501E
 - labour force, by age group, sex, class of worker, weeks worked in 1985, by industry, by province, 1986 census, 93-113
 - salaries and wages, by industry, by province, monthly, 72-002
- labour force, by sex
 - detailed industry, (1970 classification), by province, 1971, 1981, 1986 censuses, 93-152
 - industry division, by province, 1951 to 1986 censuses, 93-152
- provincial government enterprises, financial statistics, by province, 61-204
- real gross domestic product, 26-201
- research and development, expenditure price indexes, 88-509

Oils and fats

- See also*
- Butter
- Lubricating oil and grease

- butterfat, 23-001
- industries
 - annual census of manufacturers, 32-250
 - principal statistics, employment, inventories, 32-250B
 - production, purchases, sales and stocks, monthly, 32-006
 - supply and disposition
 - consumption per capita, 32-230
 - consumption per capita, data sources, conversion factors, 32-509E

Oilseeds

- 1986 census, 1971 to 1986 census data, Canada, by type, by province, 96-102
- for each province, by type, agricultural region and census division, 96-103 to 96-112
- crops, area, spatial distribution, 1986 census, trends, 96-113
- crushings and stocks, 22-201
- production and sales, monthly, 32-006
- production, marketing, crushing industry, markets, 21-601E no. 4
- supply and disposition, marketing exports, 22-007

Old age security, 86-509

- See also*
- Canada Pension Plan
- Insurance
- Pensions
- Retirement
- pension plans, 74-401, 75-001E vol. 2 no. 3 (p. 50-60)
- pensions and income of the elderly, 1971-1985, 13-588 no. 2

Onions

- See also*
- Vegetables
- production, area, farm value, by province, 22-003

Ontario

- See also*
- Provinces

- CDs, CSDs, CMAs, CAs, urban areas, population, 1981, 1986, urban, rural, national and provincial ranks, decreasing order, dwellings, land area, population density, 1986 census, 92-114
- EAs, 1981 and 1986 equivalents, by 1981, 1986 codes, 1986 census, 99-127
- accommodation service industry, total revenue, 63-204
- adult correctional services, expenses, inmates, 85-211
- agriculture, 1986 census, farms and farm operators, crops, livestock, poultry, irrigation, machinery and equipment, by agricultural region and census division, 1971 to 1986 census, 96-108
- building permits
 - annual summary, 64-203
 - monthly, 64-001
- business services, total revenue, by service, 63-232
- capital and repair expenditures, revised intentions, 61-206
- cardiovascular diseases, mortality rates, 82-544
- census families
 - husband-wife families and lone-parent families, 91-529
 - postcensal estimates, 91-204
 - income, by income group, by province, 1986 census, 93-117
- civil courts, 85-509
- community colleges
 - related institutions, enrolment and graduates, 81-222
 - vocational schools, educational staff, 81-524
- courts, 85-511E
- crimes, police reported, by offence, 85-205
- criminal injuries, compensation, 86-502
- destination of shipments, by province, by industry, 31-530
- disabled persons residing in households, demography, lifestyle, labour force participation, education, health, by subprovincial area and metropolitan area, 82-608
- dwellings and households, 1986 census, 93-104, 93-105
- earnings
 - 1986 census, 93-115
 - by detailed occupation, sex, activity, 1981, 1986 census, 93-116
- economic accounts
 - annual data, 1961-1986, 13-213S
 - annual estimates, 13-213
 - preliminary estimates, 13-213P
- economic families, income, by income group, by province, 1986 census, 93-118
- education
 - enrolment, expenditures, by type of institution, 81-220
 - financial statistics, all levels and by level of education, 81-208
- electric power, capacity and loads, imports, exports, 57-204
- elementary and secondary schools, enrolment, 81-210
- energy supply and demand, by type, by sector, 57-003
- ethnic groups, by single, multiple origins, 1986 census, 93-154
- ethnic origins, immigration and citizenship, 1986 census, 93-109
- expenditures on culture, by function, 87-206
- families, 1986 census, 93-106, 93-107
- farming enterprises, new and established, 1966-1976, 21-601E no. 6
- federal expenditures on science and technology, 88-204
- federal government, scientific and technological establishments, directory, 88-206
- government
 - enterprises, financial statistics, 61-204
 - finances, revenue and expenditures, 68-207
- gross domestic product, by industry, 15-203
- historical economic data, 11-210
- hospital directory by municipality, 82-003S suppl. no. 6
- households, income, by income group, 1986 census, 93-119
- housing starts and completions, 64-002
- immigrants and non-immigrants, 1986 census, 93-155
- impaired driving, by type of offence and persons charged, 1990, 85-002 vol. 11 no. 13
- income, individuals, 1986 census, 93-114
- international travellers entering the province, 66-001, 66-001P
- juvenile courts, 85-522
- labour force
 - activity, 1986 census, 93-111
 - annual averages, 1981-1988, 71-529
 - by sex
 - detailed industry (1970 classification), 1971, 1981, 1986 censuses, 93-152
 - industry division, 1951 to 1986 censuses, 93-152
 - detailed industry, 1986 census, 93-113
 - detailed occupation, 1986 census, 93-112
 - monthly estimates, 71-001
 - survey, by economic region, 71-535 no. 5
- languages, mother tongue, bilingualism, by age group, sex, 1986 census, 93-103
- legal aid, services and expenditures, 85-216
- leisure and personal service industries, 63-233
- life tables, by sex, 82-003S suppl. no. 13, 84-532
- longevity and historic life tables, 89-506
- manufacturing industries, principal statistics, 31-203
- maps, census divisions and subdivisions, 1986 census, 99-115
- men, labour market activity survey, 71-206
- minority and second language education, elementary and secondary levels, 81-257
- mobility and interprovincial migration, 1986 census, 93-108
- mother tongue
 - by age group, sex, 1981, 1986 census, 93-102
 - retention and transfer, 93-153
- nurses, employment, education, demography, 82-003S suppl. no. 22, 83-226
- occupations
 - by sex and detailed occupation, 1986 census, 93-157
- older workers, labour market activity survey, 71-208
- place names, reference list, by classification code, by province, population, 1986 census, 92-122
- police services and officers, federal, provincial and municipal levels, 85-523
- population
 - age, sex and marital status distribution, by single years, age group, by province, 1986 census, 93-101
 - age-sex distribution, intercensal annual estimates, 1981-1986, 91-518
 - demographic statistics, postcensal annual estimates, 91-210
 - detailed characteristics, home and official languages, ethnic origin, citizenship, birthplace, immigrants, mobility, education, occupations, income, by CD and CSD, 1986 census, 94-112
- dwellings
 - period of construction, heating system and fuel, 1986 census, 94-112
 - tenure and type, by CD and CSD, 1986 census, 94-111
- marital status, age-sex distribution, sex ratio, intercensal annual estimates, 1981-1986, 91-519
- projections, 1989-2011, fertility, life expectancy, sex ratio, age-sex distribution, population growth, 91-520
- quarterly and annual demographic statistics, interprovincial migration, 91-002
- selected characteristics, density, age-sex distribution, marital status, mother tongue, census and economic families, by CD and CSD, 1986 census, 94-111
- private and public investments, intentions, 61-205
- recent economic data, 11-010

reference list

- of EAs, by CSD, CD, 1986 census, 99-119
- of EAs, by CSD, CD, PCT, 1986 census, 99-124

research and development expenditures, by activity sector, 88-001

retail trade

- chain and independent stores, 63-005
- estimated commodity sales, commodity by trade group, 1989, 63-541

sales and receipts, number of locations, by type, 63-223

schooling level, by detailed field of study, 1986 census, 93-110

television viewing time and distribution by origin and type of programme and origin of station, by anglophones, francophones, 87-208

universities

- revenue and expenditures, trends, 81-260
- tuition, additional fees and living accommodation costs, by institution, 81-219

value of construction work purchased, new and repair, by type of structure, 64-201

women, labour market activity survey, 71-205

worker's compensation boards, 86-501

youth, labour market activity survey, 71-207

Opera

See also

Arts
Theatre

companies, performances, revenue and expenditures, by province, 87-209

Operating expenses

See also

Expenses
Finance

adult correctional services, 85-211

architects, by region and by revenue size group, 63-234

architectural, engineering and scientific services, establishments, 63-537

engineers, consulting, by province and by revenue size group, 63-234

farm accounts, 21-602E no. 4

farms, 21-603E

hospitals, 82-003S suppl. no. 5, 82-540E

administrative and support services and finances, 82-003S suppl. no. 20 vol. 5

per total patient-day, 82-003S suppl. no. 4

and per approved bed complement, 82-003S suppl. no. 21 vol. 4

railways, 52-216

residential care facilities

elderly, 82-003S suppl. no. 18, 83-237

mental disorders, 82-003S suppl. no. 19, 83-238

scientific and technical services, by province and by revenue size group, 63-234

Operating results

See also

Retail trade

retail trade

drug stores, by province, 63-607

florists, by province, 63-608

jewellery stores, by province, 63-609

men's clothing, 63-603

Operating statistics, 51-204

air carriers, by area of service, 51-002

major Canadian airlines, 51-004

Operations

See also

Hospitals
Surgery

classification of surgical procedures, 82-562E

therapeutic abortions, 82-546, 82-601

Ophthalmic goods

industries

annual census of manufacturers, 47-250

principal statistics, employment, inventories, 47-250B

Orders

See also

Inventories
Manufacturing
Sales
Shipments

manufacturing, by major group, monthly data, 31-001

Organizations

directory of survey research organizations, 11-610

Ornamental metal products

See also

Metals

industries

annual census of manufacturers, 41-251

principal statistics, employment, inventories, 41-251B

Ornamental plants

See also

Nursery products

nursery stocks, industry, 22-203

production and sales, by variety, by province, 22-202

trees and shrubs

fruit, nursery stocks, purchases and sales, 22-203

Oshawa

CT, 1986 census

dwellings, by period of construction, heating fuel, 95-134

family income, by income group, 95-134

household income, by income group, 95-134

households, tenant, owner, rent and payments, 95-134

income, by sex, income composition, income group, 95-134

population, by home, official languages, ethnic origin, citizenship, place of birth, immigrants, by period and age at immigration, mobility status, education, labour force activity by industry division and major occupation group, sex, class of worker, 95-134

population, dwellings, households, census and economic family characteristics, 95-133

map, CMA, 1986 census, 99-116

population, CMAs

age, age group, sex, marital status, mother tongue, 1986 census, 93-156

census families, by number of children, by family structure, 1986 census, 93-156

ethnic origin, home and official languages, by sex, 1986 census, 93-156

immigrants, by place of birth, sex and period of immigration, 1986 census, 93-156
 in private households, by economic family status, 1986 census, 93-156
 labour force, by education, occupation, industry group, income group, work activity, 1986 census, 93-156

Ottawa-Hull

CT, 1986 census
 dwellings, by period of construction, heating fuel, 95-136
 family income, by income group, 95-136
 household income, by income group, 95-136
 households, tenant, owner, rent and payments, 95-136
 income, by sex, income composition, income group, 95-136
 population, by home, official languages, ethnic origin, citizenship, place of birth, immigrants, by period and age at immigration, mobility status, education, labour force activity by industry division and major occupation group, sex, class of worker, 95-136
 population, dwellings, households, census and economic family characteristics, 95-135
 atlas, demography, education, ethnic origin, lone-parent families, dwellings, employment, income, 1986 census, 98-105
 map, CMA, 1986 census, 99-116
 mother tongue, retention and transfer, by sex, 1986 census, 93-153
 population, CMAs
 age, age group, sex, marital status, mother tongue, 1986 census
 census families, by number of children, by family structure, 1986 census
 ethnic origin, home and official languages, by sex, 1986 census
 immigrants, by place of birth, sex and period of immigration, 1986 census
 in private households, by economic family status, 1986 census
 labour force, by education, occupation, industry group, income group, by work activity, 1986 census, 93-156

Otters

See also
 Furs
 pelts, exports, 23-208

Ownership

See also
 Corporations
 Enterprises
 Foreign control
 foreign corporations, 61-210
 inter-corporate control, 61-517
 manufacturing, mining and logging, 31-401, 31-401P
 mortgages, housing affordability, trends, 98-130
 non-financial industries, by industry group, 67-202

P

Packaging supplies

See
 Containers

Paint

See also

Chemicals and chemical products

industries
 annual census of manufacturers, 46-250
 principal statistics, employment, inventories, 46-250B

Pants

See also
 Clothing

industries
 annual census of manufacturers, 34-252
 principal statistics, employment, inventories, 34-252B

Paper

See also
 Containers
 packaging supplies, consumption by manufacturing industry, by industry, 31-212

Paper and allied products

See also
 Forestry
 Forests
 Logging
 Lumber
 Particleboard
 Plywood
 Pulp and paper
 Sawmills
 Veneer and plywood
 Wood
 Wood pulp
 industries
 annual census of manufacturers, 36-250
 capacity utilization rates, quarterly, 31-003
 consumption of containers and other packaging supplies, 31-212
 destination of shipments, by province, by industry, 31-530
 employment, by province, by industry, 31-203
 financial statistics, quarterly, 61-003, 61-008
 preliminary data, 61-003P
 principal statistics, by province, by industry, 31-203
 shipments by major group of industries, monthly data, 31-001
 stocks and shipments, by product type, monthly data, 31-001

Paper industries

See
 Pulp and paper

Paper products

See also
 Containers
 Newsprint
 capital and repair expenditures, by province, 25-202
 corrugated boxes and wrappers, shipments by province of destination, 36-004
 exports, by type, 25-202

Paperboard

See also
 Paper products

industries
 annual census of manufacturers, 36-250

principal statistics, employment, inventories, 36-250B
production and shipments, 25-202

Parks

See also
Nature parks

national and provincial, visits and campground attendance,
87-401

Parsnips

See also
Vegetables

production, area, farm value, by province, 22-003

Particleboard

See also
Forestry
Forests
Logging
Lumber
Paper and allied products
Plywood
Pulp and paper
Sawmills
Veneer and plywood
Wood
Wood pulp

industries
annual census of manufacturers, 35-250
principal statistics, employment, inventories, 35-250B
production, stocks and shipments, 36-003

Passenger cars

See also
Automobiles
Motor vehicles
Transportation

fuel consumption survey, 53-007
number operated, kilometres driven, fuel consumed, fuel
consumption ratio, 53-007

Passengers

See also
Air transportation
Buses
Rail transportation
Transportation
Water transportation

air, 87-401
domestic and international, overview, 51-501E
number of outbound and inbound
by city, 51-204
by city-pairs, 51-204
air carrier, 51-002
by airport, 51-005
air charters
domestic
origin and destination, by Canadian airport, 51-207
seats available and load factors, by carrier, by country of
origin and destination, 51-207
international
origin and destination, by Canadian airport, 51-207
seats available and load factors, by carrier, by country of

origin and destination, 51-207
air traffic, origin and destination statistics, revenue, 51-004
bus and urban transit, monthly, 53-003
intercity buses, school buses, urban transit, 53-215
rail, by carrier, monthly, 52-003
water transportation, 54-205

Pasta products

See also
Food

industries
annual census of manufacturers, 32-250
principal statistics, employment, inventories, 32-250B

Patents

indicator of scientific and technological activity, 88-504E
individual inventors, 88-510
science and technology, 88-002

Payments

See
Balance of payments
International payments

Payroll

See also
Earnings

gross number of employees, local government, monthly, 72-009
provincial and territorial governments, monthly, 72-007

Peaches

See also
Fruits

canned
and frozen, pack and stocks, monthly, 32-011
packed annually, by region, 32-023
production estimates, by province, 22-003

Pears

See also
Fruits

canned
and fresh, pack and acquisitions, 32-234
and frozen, pack and stocks, monthly, 32-011
packed annually, by region, 32-023
production estimates, by province, 22-003

Peas

See also
Vegetables

canned and frozen
annually, by region, 32-023
pack and stocks, 32-235
monthly, 32-011

Peat

See also
Non-metallic minerals

production, by province, 26-202, 26-224

Pelts

See
Furs

Pensions, 71-217*See also*

Insurance
Old age security
Retirement
Social security

as an income source, individuals and aggregate income, by income group and province, 1986 census, 93-114
Canada and Quebec pension plans, 86-507
elderly, percentage receiving Canada pension plan and Quebec pension plan benefits, by sex and by age, 1977 and 1983, 11-008E no. 22 (p. 16-20)
employer-sponsored, financial statistics, **74-201**
quarterly, 74-001
funds
financial flows, recent quarterly data, 13-014, 13-214
national balance sheets, 13-214
general perspective, 74-401
plans
coverage, by firm size, 11-010 vol. 4 no. 7 (p. 4.1-4.10)
historical data, 11-210
participation, employee-sponsored pension plans, pension adjustments, 75-001E vol. 2 no. 4 (p. 9-20)
recent data, 11-010
revenue and expenditures
by province, 13-213
annual data, 1961-1986, 13-213S
national accounts, 13-001, 13-201
trusted pension funds, rates of returns, nominal and real, by sector, 75-001E vol. 2 no. 1 (p. 42-51)
worker's compensation, 86-501

Peppers*See also*

Vegetables

production, area, farm value, by province, 22-003

Performing arts*See also*

Arts

activities, synopsis, 87-001, 87-004
companies and performances
revenue and expenditures, by province, **87-209**
youth, expenditure, private and public sectors, government share in revenues, sources of companies' revenues by discipline, 11-008E no. 19 (p. 25-28)
economic impact, 87-532
number of businesses, total revenue, by province, by revenue size, revenue by source, client base, expenses, part-time/full-time employment, 63-233

Perfumes*See*

Toilet preparations

Periodicals*See*

Newspapers and periodicals

Persian lamb*See also*

Furs

pelts, imports, 23-208

Personal care*See also*

Health care

consumer price index, 62-001
disabled persons, by sex and age groups, 82-615 vol. 4

Personal income*See also*

Income

1980, 1985, by sex, income group, by province, 1981-1986 census, 93-114
CAs and CTs, 1986 census, 95-102 to 95-174 (even)
annual estimates, 1926-1986, 13-531
arts and culture, economic impact, 87-532
disposable, distribution, subprovincial area, 13-216
distribution by income bracket, **13-207**
historical data, 11-210
income after tax, distribution by bracket, 13-210
income distribution, 13-208
market research handbook, 63-224
overview, 1951-1981, by age-sex distribution, 13-581E
population, by CD and CSD, for each province and territory, 1986 census, 94-102 to 94-124 (even)
postal areas, **17-202 to 17-206**
recent data, 11-010
sex, income composition and group, 95-102 to 95-174 (even)
source, age groups, schooling level, field of study, postsecondary qualifications, period of immigration, mother tongue, ethnic origin, by sex and by income group, by province, 1986 census, 93-114
sources and disposition
by province, 13-213
annual data, 1961-1986, 13-213S
national accounts, 13-001
quarterly estimates, 1947-1986, 13-533
sources of, by province, 13-201
total, from employment, families, households, low income, by province
by 1976 FED, 1986 census, 94-126
by 1987 FED, 94-134
by CMA and CA, 1986 census, 94-128
workers compensation, 86-501

Personal savings*See also*

Expenditure
Income
Personal income

historical data, 11-210
recent data, 11-010

Personal service industry*See also*

Service industries

funeral directing establishments, receipts, by province, 63-532
industries
labour force, by age group, sex, class of worker, weeks worked in 1985, by industry, by province, 1986 census, 93-113
provincial government enterprises, financial statistics, by province, 61-204
revenue, expenses, client base, full-time/part-time employment, 63-233

labour force

CMAAs, 1981, 1986 census, 93-156

by sex

by detailed industry, (1970 classification), by province,
1971, 1981, 1986 censuses, 93-152

by industry division, by province, 1951 to 1986 censuses,
93-152

number of employees, salaries and wages, by industry, by
province, monthly, 72-002

revenue, by service industry, 63-015

Personal spending

See also

Operating expenses

historical data, 11-210

market research handbook, 63-224

recent data, 11-010

Personnel suppliers

See also

Employees

establishments, number, total revenue, by province, 63-232

Persons and unincorporated businesses

See also

Small business

financial flows, recent quarterly data, 13-014, 13-214

income and expenditure accounts, 13-201

national balance sheets, 13-214

Persons living alone

See

Unattached individuals

Persons with disabilities

See

Disabled persons

Pesticides

See also

Chemicals and chemical products

industries

annual census of manufacturers, 46-250

principal statistics, employment, inventories, 46-250B

use, 1986 census, Canada, by type, by province, 96-102

for each province, by type, agricultural region and census
division, 96-103 to 96-112

Pet food

See

Dog food

Peterborough

CT, 1986 census

dwellings, by period of construction, heating fuel, 95-138

family income, by income group, 95-138

household income, by income group, 95-138

households, tenant, owner, rent and payments, 95-138

income, by sex, income composition, income group, 95-138

population, by home, official languages, ethnic origin,

citizenship, place of birth, immigrants, by period and age at
immigration, mobility status, education, labour force activity
by industry division and major occupation group, sex, class
of worker, **95-138**

population, dwellings, households, census and economic
family characteristics, **95-137**

Petrochemical plants

price indexes, quarterly, 62-007

Petroleum and natural gas industry

See also

Energy

Fossil fuels

Fuel

Gasoline

Industries

Natural gas

Oil

Oil wells

Pipelines

Propane

cash expenditures, commodity data, drilling and production,
26-213

financial statistics, quarterly, 61-008

Petroleum products

See also

Coal

Diesel fuel

Energy

Fossil fuels

Fuel

Gasoline

Industries

Pipelines

Propane

Refined petroleum

exploration, development and capital expenditures, intentions,
61-216

industries

annual census of manufacturers, 45-250

capacity utilization rates, quarterly, 31-003

consumption of containers and other packaging supplies,
31-212

destination of shipments, by province, by industry, 31-530

employment, by province, by industry, 31-203

financial statistics, quarterly, 61-003

principal statistics, by province, by industry, 31-203

shipments by major group of industries, monthly data, 31-001

stocks and shipments, by product type, monthly data, 31-001

refined, supply, sales and disposition, by type, by province,
45-004

Pharmaceuticals

See

Drugs

Pharmacies

See also

Drugs

chains, number of stores, annual sales, historical data, **63-210**

Photographers

See also

Personal service industry

rental and leasing establishments, total revenue, by province,
63-232

Physical activity

See also

Recreation
Sports

disabled persons

elderly, participation and barriers, in households, 82-615
vol. 1frequency of participation, by sex and severity of disability,
82-615 vol. 4visually impaired population, residing in households, by age
group, 82-615 vol. 3

youth, 82-545E

Physical geography, 11-402E, 11-403E**Physical health**

See also

Health
Recreation
Sports

adults, 11-612E no. 1

elderly, longevity, 89-515

fitness and activity, 82-540E

women, health profile, 82-542E

youth, 82-545E

Physicians

See also

Health care
Hospitals

number and income, 82-540

Pig iron

See also

Iron and steel

production and shipments, exports, 41-001

Pigs

See also

Livestock
Meat

by province, 21-522E

feed, shipments, by province of origin, 32-004

number on farms

1986 census, 1971 to 1986 census data, Canada, by type,

by province, 96-102

for each province, by type, agricultural region and census
division, 96-103 to 96-112

by census division, maps, p. 178

by province, quarterly, 23-008

farm values, prices, slaughtering and exports, 23-203

Pipe tobacco

See

Tobacco

Pipelines

See also

Energy
Fossil fuels
Freight
Fuel
Gasoline

Natural gas

Oil

Oil wells

Petroleum and natural gas industry

Propane

crude oil and petroleum products movements, by province,
monthly, 55-001

by commodity groups, 55-201

historical data, 11-210

industries, financial statistics, quarterly, 61-003

preliminary data, 61-003P

natural gas, distance by size, by province, 57-205

recent data, 11-010

Pipes

See also

Metals
Plastic products

concrete, industries

annual census of manufacturers, 44-250

principal statistics, employment, inventories, 44-250B

plastic, industries

annual census of manufacturers, 33-250

principal statistics, employment, inventories, 33-250B

steel

industries

annual census of manufacturers, 41-250

principal statistics, employment, inventories, 41-250B

production and shipments, 41-011

Place of birthpopulation, by CD and CSD, for each province and territory,
1986 census, 94-102 to 94-124 (even)**Planing mills**

See

Sawmills

Plants

See also

Machinery and equipment
Manufacturingand equipment, capital expenditures, price indexes, by industry,
13-211

historical data, 1936-1983, 13-568

coke, supply and disposition, 45-002

Plastic containers

See also

Containers

consumption by manufacturing industries, by industry, 31-212

Plastic products

See also

Synthetic resins

blow-moulded bottles, production and shipments, quarterly,
47-006

film and bags manufactured from resin, shipments, 47-007

household furniture, quarterly shipments, 35-007

industries

annual census of manufacturers, 33-250, 46-250

capacity utilization rates, quarterly, 31-003

consumption of containers and other packaging supplies,
31-212

destination of shipments, by province, by industry, 31-530
 employment, by province, by industry, 31-203
 orders, monthly data, 31-001
 principal statistics
 by province, by industry, 31-203
 employment, inventories, 33-250B, 46-250B
 shipments by major group of industries, monthly data, 31-001
 stocks and shipments, by product type, monthly data, 31-001

Platemaking

See also

Printing and publishing

industries

annual census of manufacturers, 36-251

principal statistics, employment, inventories, 36-251B

Plumbers

establishments, output, labour, revenue and expenditures, by province, 64-204

Plumbing

household facilities and equipment, by province, 64-601

households equipped, by province, 64-202

Plumbing fixtures

See also

Metals

Sewers

metal, industries

annual census of manufacturers, 41-251

principal statistics, employment, inventories, 41-251B

Plums

See also

Fruits

frozen, packed annually, by region, 32-023

production estimates, by province, 22-003

Plywood

See also

Forestry

Forests

Logging

Lumber

Paper and allied products

Particleboard

Pulp and paper

Sawmills

Veneer and plywood

Wood

Wood pulp

industries

annual census of manufacturers, 35-250

principal statistics, employment, inventories, 35-250B

production shipments and stocks, 35-001

Police

See also

Crimes

Justice

Law

criminal victimization, Canada, 11-612E no. 2

enforcement, impaired driving, 85-002 vol. 10 no. 17

expenditures

government, 85-002 vol. 11 no. 7

operating costs, wages, salaries and benefits, cost of policing, 85-002 vol. 10 no. 18

officers

and correctional officers killed

1989, 85-002 vol. 10 no. 14

1990, 85-002 vol. 11 no. 15

number by police force, federal, provincial, municipal levels, 85-523

number by province, education, income, expenditure, 11-008E no. 17 (p. 18-21)

personnel, by category, by gender, by level of policing, 85-002 vol. 10 no. 18

public perceptions, 85-002 vol. 11 no. 1

reported crimes, rates, by offence, by province and municipality, 85-205

services and officers, federal, provincial and municipal levels, 85-523

Pollution

See also

Environment

human activity and the environment, 11-509E

Population

See also

Births

Deaths

Demography

Fertility

Immigrants

Immigration

Mortality

CAs, 1981, national and provincial ranks, 1986 census, 92-104

CAs and CTs

1981, 1986 census, land area, density, 1986 census, 95-101 to 95-173 (odd)

1986 census, 95-102 to 95-174 (even)

age group and sex, marital status, mother tongue, dwellings, households, census family, economic family characteristics, 1986 census, 95-101 to 95-173 (odd)

home, official languages, ethnic origin, citizenship, place of birth, immigrants, by period and age at immigration, mobility status, education, labour force activity, by industry division and major occupation group, sex and class of worker, 95-102 to 95-174 (even)

CDs, by province, national and provincial rank, 1986 census, 92-101

CDs, CMAs, growth, by province, 91-212

CDs, CMAs, intercensal annual estimates

1981-1986, by province, 91-521

component method, by province, 91-212

regression method, by province, 91-211

CDs, CSDs and unincorporated localities, geographical classification, by province, 1986 census, 92-121 to 92-123

CDs, CSDs, CMAs, CAs, urban areas, rural and urban, 1981-1986, national and provincial ranks, decreasing order, dwellings, land area, population density, 1986 census, by province, 92-109 to 92-120

CMAs

12/25, demography, family and social characteristics, dwellings, employment, income, for each CMA, 1986 census, 98-101 to 98-112

age, age group, sex, marital status, mother tongue, 1986

- census, 93-156
- census families, by number of children, by family structure, 1986 census, 93-156
- ethnic origin, home and official languages, by sex, 1986 census, 93-156
- immigrants, by place of birth, sex and period of immigration, 1986 census, 93-156
- in private households, by economic family status, 1986 census, 93-156
- labour force, by education, occupation, industry group, income group, work activity, 1986 census, 93-156
- CMA and CA**
 - decreasing rank, 1986 census, 92-104
 - national and provincial ranks, 1981 and 1986 census, 92-104
- CMA and CSDs, 1981 and 1986 censuses, 98-120**
- CSDs, national and provincial rank, decreasing population order, 1986 census, 92-101**
- FEDs, 1981, 1986 census, 92-102**
- FEDs, EAs and occupied dwellings, by province, 1986 census, 92-103**
- accidents, by type of drinker and sex, 11-612E no. 3
- age-sex distribution, intercensal annual estimates, 1981-1986, by province, 91-518
- age, sex and marital status, distribution
 - by single years, age group, by province, 1986 census, 93-101
- mother tongue, census and economic families
 - by 1976 FED, 1986 census, 94-125
 - by 1987 FED, 94-133
 - by CMA and CA, 1986 census, 94-127
 - Canada and provinces, urban areas by size, farm and non-farm rural areas, CA and CMA, 1986 census, 94-129
- alcohol and drug use, by sex and main activity, 75-001E vol. 2 no. 3 (p. 30-41)
- and impaired drivers, comparison by age group, 1990, 85-002 vol. 11 no. 13
- blind persons, residing in households, by age group, type of vision limitation, province and territory, number of disabilities, nature of other types of disabilities reported, rural/urban status, family structure, education, income, marital status, 82-615 vol. 3
- Canada's north, distribution, 98-122
- CANSIM, minibase series directory, 12-569E
- census dictionary, 1986, 99-101
- census education data, 1971-1981, 13-579, 13-579S
- change, 1981-1986, by census division, by federal electoral district, maps, p. 178
- change, growth and distribution, by province, 1871-1986, 98-120
- characteristics, handbook, 63-224
- children, visible minorities, by age group and sex, Canada, 89-520
- citizenship, by sex, period of immigration, by province, 1986 census, 93-109
- counties, census divisions and urban places, 84-542
- demography
 - postal areas, 17-202 to 17-206
 - trends, 91-209
- disabled persons
 - and total population, comparison by number of persons in the household, by household structure, by sex and age groups, 82-615 vol. 4
 - blind and visually impaired, 82-615 vol. 3
 - by age, 11-008E no. 20 (p. 14-16)
 - highlights, 82-563E
- distribution and density, by census division, maps, p. 178
- drainage basins, 11-509E
- ecozones, 11-509E
- elderly, 11-519E
 - demographic characteristics, living arrangements and housing, employment, income and expenditures, health and safety, social and cultural characteristics, 89-519
- longevity, 89-515
- proportion of dependent population, Canada and selected nations, 1987 and 2030, 11-008E no. 20 (p. 3-5)
- trends, by province, 98-121
- employment income
 - 1980, 1985, by sex, income group, by province, 1981, 1986 censuses, 93-115
 - by age group, schooling level, field of study, post-secondary qualifications, mother-tongue, official languages, weeks worked in 1985, work activity, salary and wage group, by province, 1986 census, 93-115
- ethnic diversity, distribution, immigration, trends, 98-132
- ethnic origins, by sex, age group, province, 1986 census, 93-109
- families in private households, by type, number of persons, by age group of children, by province, 1986 census, 93-106
- farm operators, 1986 census, age-sex distribution, marital status, education, income, off-farm work, families, 96-114
- fertility rate, Quebec and rest of Canada, actual and projected elderly population as a proportion of total population, 1921-2011, 11-008E no. 17 (p. 5-8)
- growth
 - CDs and CMAs, births, deaths, international and interprovincial migration, final components, 91-212
 - according to three fertility hypotheses, 91-524E
 - and geographic distribution, census data, 1891-1991, 75-001E vol. 3 no. 2 (p. 8-16)
 - health status, life expectancy by age, sex, 82-543
 - implications, 71-603E
 - intercensal annual estimates, births, deaths, migration, 1981-1986, by province, 91-521
 - projections for 1989-2011, births, deaths, migration, by province, 91-520
- health perspectives, 82-540E
- historical data, 11-516E
- home and official languages, ethnicity, citizenship, birthplace, immigrants, mobility, education, occupations, households, economic and census families, income, by province
 - by 1976 FED, 1986 census, 94-126
 - by 1987 FED, 1986 census, 94-134
 - by CMA and CA, 1986 census, 94-128
- home language, by age group, sex, and province, 1986 census, 93-103
- households, by census family status, age group, sex and marital status, by province, 1986 census, 93-106
- human activity and the environment, 11-509E
- immigrant and non-immigrant, Canada, provinces and territories, age distribution by sex, marital status, level of schooling, period of immigration, 89-510
- immigration
 - between United States and Canada, age and sex by year of immigration, marital status, cohort fertility, education, language, employment, income, 91-530E
 - by place of birth, sex, by province
 - 1981, 1986 census, 93-109
 - age group, 1986 census, 93-109
- income
 - 1980, 1985, by sex, income group, by province, 1981-1986 census, 93-114

postal areas, 17-202 to 17-206
 source, age groups, schooling level, field of study,
 postsecondary qualifications, period of immigration, mother
 tongue, ethnic origin, by sex and by income group, by
 province, 1986 census, 93-114
 inner city areas, demography, households, families, ethnicity,
 socio-economic characteristics, trends, 98-123
 labour force, by province
 age, sex
 annual averages, 1981-1988, 71-529
 monthly estimates, 71-001
 survey, by economic region, 1986 census, 71-535 no. 5
 labour force activity, by sex, age group, marital status, highest
 level of schooling, by province, 1986 census, 93-111
 language, mother tongue, retention and transfer, by age group,
 sex, by province, 1986 census, 93-153
 life tables, Canada and provinces, by sex, 82-003S suppl.
 no. 13, 84-532
 living alone, 11-518E
 lone-parent, 11-520E
 longevity and historical life tables, by province, 89-506
 marital status, age-sex distribution
 growth rate, postcensal annual estimates, by province,
 91-210
 intercensal annual estimates, 1981-1986, by province,
 91-519
 mobility status
 1961, 1971, 1976, 1981, by sex and province, 1986 census,
 93-108
 sex and age groups, by province, 1986 census, 93-108
 mother tongue
 by sex, by age group, by province
 1981, 1986 census, 93-102
 1986 census, 93-103
 New Brunswick, 11-608
 occupations, by age group, sex, marital status, mother tongue,
 ethnic origin, period of immigration, schooling level, class of
 worker, industry division, employment income, family
 characteristics, by occupation, (1980 classification), 1986
 census, 93-157
 official language, by age group, sex, and province, 1986 census,
 93-103
 older workers, labour market activity survey, by province,
 71-208
 postcensal and intercensal estimations, age-sex distribution,
 marital status, migration, CDs and CMAs, families, 91-528E
 projections for 1989-2011
 by province, 91-520
 Canada, provinces and territories, 91-522
 quarterly estimates, quarterly and annual demographic statistics,
 interprovincial migrations, Canada and provinces, 91-002
 rank
 CDs and CSDs, 1986 census, 92-101
 CMAs and CAs, 1986 census, 92-104
 religions, distribution in Canada, 1985-1990, 11-008E no. 22
 (p. 21-24)
 schooling attendance by age and sex, Canada and provinces,
 1971, 1976, 1981, 13-579, 13-579S
 schooling level
 age and sex, Canada and provinces, 1971-1981, 13-579,
 13-579S
 detailed field of study, by sex, age group and province, 1986
 census, 93-110
 social and economic characteristics, by CD and CSD, for each
 province and territory, 1986 census, 94-101 to 94-124
 structure and dynamics, health status, life expectancy, 82-543

total and disabled by sex and age, Canada, provinces and
 territories, 82-602
 trends, 11-008E, 11-511E
 unemployment rate, official and based on hours, 75-001E vol. 2
 no. 1 (p. 73-77)
 unincorporated places, location, 1986 census, 92-105
 victimization rates, Canada, 11-612E no. 2
 visible minorities, in the labour force, 1986, 75-001E vol. 3 no. 2
 (p. 17-26)
 visually impaired, residing in households, by age group, type of
 vision limitation, province and territory, number of disabilities,
 nature of other types of disabilities reported, rural/urban
 status, family structure, education, income, marital status,
 82-615 vol. 3
 women
 index to data, 11-523E
 statistical report, 89-503E
 youth, trends, 89-511

Pork

See also

Animal products

Meat

frozen stocks, imports and exports, 23-203

Ports

See also

Shipping

Water transportation

federal police services, 85-523

shipping, tonnage handled, by commodity, by destination,
 54-205

Postal areas

demography and income statistics, 17-202 to 17-206
 forward sortation areas, rural and urban areas, maps,
 p. 176-177

Postal service

See also

Communications

Mail

demography, by postal area, 17-202 to 17-206

financial statistics, quarterly, 61-008

personal income, by postal area, 17-202 to 17-206

Postsecondary education, 11-008E

See also

Colleges

Education

Graduates

Students

Universities

community colleges and related institutions, enrolment and
 graduates, by institution, field and province, 81-222

degrees, population, by age group and sex, by province, by
 detailed field of study, 1986 census, 93-110

demographic profile, 1971, 1976, 1981, 13-579, 13-579S

elderly, by age group and sex, 89-519

enrolment, staff, finance, 81-002

financial statistics, by province, 81-208

French immersion programs, enrolment, 1980/81 to 1988/89,
 11-008E no. 22 (p. 8-11)

graduates, by sex, field of study, employment, income, trends,
 98-134

institutions, enrolment, graduates, professors, finances, 81-229
 nursing programs, admissions, enrolment, graduation, by
 province, 82-003S suppl. no. 22, 83-226
 qualifications

CMAAs, by sex, age group, 1986 census, 93-156
 ethnic groups, by single and multiple origins, 1986 census,
 93-154
 immigrant and non-immigrant population, by sex, number of
 children, by period of immigration, by province, 1986
 census, 93-155

universities

enrolment and degrees, **81-204**
 graduates, male-female earnings gap, 75-001E vol. 2 no. 2
 (p. 19-31)
 tuition, additional fees and living accommodation costs, by
 province, by institution, 81-219

Potash

See also

Mines
 Mining

mines, production, 26-224
 production, by province, **26-202**

Potatoes

See also

Vegetables

production, area, farm value, by province, 22-003
 supply and disposition
 consumption per capita, 32-230
 consumption per capita, data sources, conversion factors,
 32-509E

Poultry

See also

Animal products
 Eggs
 Farms
 Livestock
 Meat
 Stewing hens
 Turkeys

consumption, average annual, 1920-1988, 11-008E no. 19
 (p. 2-5)
 data collection and estimating procedures, 21-602E no. 2
 feed, shipments, by province of origin, 32-004
 frozen stocks, 32-217
 industries
 annual census of manufacturers, 32-250
 principal statistics, employment, inventories, 32-250B
 number on farms
 production, 1986 census, 1971 to 1986 census data,
 Canada, by type, by province, 96-102
 for each province, by type, agricultural region and census
 division, 96-103 to 96-112
 spatial distribution, by type, 1986 census, trends, 96-113
 supply and disposition
 by province, 23-202
 consumption per capita, 32-229
 consumption per capita, data sources, conversion factors,
 32-509E

Poverty line

See

Low income

Power plants

See also

Electric power
 Turbines

electric, inventory, 57-206
 electric power survey of capability and load, by province, 57-204

Power transmission

See also

Energy

mechanical, equipment, industries
 annual census of manufacturers, 42-250
 principal statistics, employment, inventories, 42-250B

Prairie provinces

See also

Alberta
 Manitoba
 Saskatchewan

coarse grains, 22-007

Precious metals secondary refining

Industries

annual census of manufacturers, 47-250
 principal statistics, employment, inventories, 47-250B

Prefabricated buildings

See also

Building construction

metal, industries
 annual census of manufacturers, 41-251
 principal statistics, employment, inventories, 41-251B
 wooden, industries
 annual census of manufacturers, 35-250
 principal statistics, employment, inventories, 35-250B

Pregnancies

See

Births
 Contraception
 Maternity

Preventive health practices

See also

Health care
 youth, 82-545E

Price indexes

See also

Consumer price index
 Implicit price index
 Prices

agricultural, 21-522E
 capital expenditures on plants and equipment, by industry
 goods-producing and service industries, historical data,
 1936-1983, 13-568
 manufacturing and non-manufacturing industries, 13-211
 construction price index, quarterly, 62-007
 consumer price index, **62-001**

teaching kit, 62-603E
 user guide, 62-557E
 education, 81-002
 electric power, selling, for non-residential customers, monthly, 62-011
 farm input, by region, quarterly, 62-004
 farm product price index, by province, 62-003
 industrial product
 net outflow by major group, monthly, 62-011
 price indexes
 1981 = 100, 62-556
 1986 = 100, user's guide, 62-558
 industries, by industry and industry group, monthly, **62-011**
 international trade, 65-001, 65-001P
 measurements, seasonality, variation, 62-602
 primary classification systems, 1978, 1982, comparison, 62-606E
 raw materials, monthly, 62-011
 research and development, expenditures, 88-509
 travel price index, 87-003, 87-401

Prices

See also

Consumer price index
 Farms
 Food
 Housing
 Implicit price index
 Price indexes

CANSIM, minibase series directory, 12-569E
 construction price index, quarterly, 62-007
 consumer, 62-010
 directory to microdata, 11-514E
 eggs sold for consumption, by month, 23-202
 farm input price index, 62-004
 farm products, index, 62-003
 grain trade, 22-201
 Canada/United States, 22-007, 22-201
 historical catalogue, 11-512E
 historical data, 11-210
 housing affordability, trends, 98-130
 indexes, 62-010
 industry price indexes, by industry and industry group, monthly, 62-011
 measurements, seasonality, variation, 62-602
 metals, 26-201
 passenger cars, by origin, monthly, 63-007
 questionnaires on microfiche, 12-205M
 recent data, 11-010

Primary education

See

Elementary education

Primary industries

See also

Mining
 Smelting and refining

directory to microdata, 11-514E
 historical catalogue, 11-512E
 metals
 annual census of manufacturers, 41-250
 capacity utilization rates, quarterly, 31-003
 consumption of containers and other packaging supplies, 31-212

destination of shipments, by province, by industry, 31-530
 employment, by province, by industry, 31-203
 financial statistics, quarterly, 61-003, 61-008
 preliminary data, 61-003P
 principal statistics
 by province, by industry, 31-203
 employment, inventories, 41-250B
 steel and iron, production and shipments, 41-001
 textiles
 capacity utilization rates, quarterly, 31-003
 consumption of containers and other packaging supplies, 31-212
 destination of shipments, by province, by industry, 31-530
 employment, by province, by industry, 31-203
 orders, monthly data, 31-001
 principal statistics, by province, by industry, 31-203
 shipments by major group of industries, monthly data, 31-001
 stocks and shipments, by product type, monthly data, 31-001
 value of construction work purchased, new and repair, by type of structure, 64-201

Prince Edward Island

See also

Provinces

CDs, CSDs, CMAs, CAs, urban areas, population, 1981, 1986, urban, rural, national and provincial ranks, decreasing order, dwellings, land area, population density, 1986 census, 92-110
 EAs, 1981 and 1986 equivalents, by 1981, 1986 codes, 1986 census, 99-127
 accommodation service industry, total revenue, 63-204
 adult correctional services, expenses, inmates, 85-211
 agriculture, 1986 census, farms and farm operators, crops, livestock, poultry, irrigation, machinery and equipment, by agricultural region and census division, 1971 to 1986 census, 96-104
 building permits
 annual summary, 64-203
 monthly, 64-001
 business services, total revenue, by service, 63-232
 cardiovascular diseases, mortality rates, 82-544
 census families
 husband-wife families and lone-parent families, 91-529
 postcensal estimates, 91-204
 income, by income group, by province, 1986 census, 93-117
 civil courts, 85-509
 community colleges
 related institutions, enrolment and graduates, 81-222
 vocational schools, educational staff, 81-524
 courts, 85-511E
 crimes, police reported, by offence, 85-205
 criminal injuries, compensation, 86-502
 destination of shipments, by province, by industry, 31-530
 disabled persons residing in households, demography, lifestyle, labour force participation, education, health, by subprovincial area, 82-604
 dwellings and households, 1986 census, 93-104, 93-105
 earnings
 1986 census, 93-115
 by detailed occupation, sex, activity, 1981, 1986 census, 93-116
 economic accounts
 annual data, 1961-1986, 13-213S
 annual estimates, 13-213
 preliminary estimates, 13-213P
 economic families, income, by income group, by province, 1986

- census, 93-118
- education
 - enrolment, expenditures, by type of institution, 81-220
 - financial statistics, all levels and by level of education, 81-208
 - electric power, capacity and loads, imports, exports, 57-204
 - elementary and secondary schools, enrolment, 81-210
 - energy supply and demand, by type, by sector, 57-003
 - ethnic groups, by single, multiple origins, 1986 census, 93-154
 - ethnic origins, immigration and citizenship, 1986 census, 93-109
 - expenditures on culture, by function, 87-206
 - families, 1986 census, 93-106, 93-107
 - federal expenditures on science and technology, 88-204
 - federal government, scientific and technological establishments, directory, 88-206
 - government
 - enterprises, financial statistics, 61-204
 - finances, revenue and expenditures, 68-207
 - gross domestic product, by industry, 15-203
 - historical economic data, 11-210
 - hospital directory by municipality, 82-003S suppl. no. 6
 - households, income, by income group, 1986 census, 93-119
 - housing starts and completions, 64-002
 - immigrants and non-immigrants, 1986 census, 93-155
 - impaired driving, by type of offence and persons charged, 1990, 85-002 vol. 11 no. 13
 - income, individuals, 1986 census, 93-114
 - international travellers entering the province, 66-001, 66-001P
 - juvenile courts, 85-522
 - labour force
 - activity, 1986 census, 93-111
 - annual averages, 1981-1988, 71-529
 - by sex
 - by detailed industry (1970 classification), 1971, 1981, 1986 censuses, 93-152
 - by industry division, 1951 to 1986 censuses, 93-152
 - detailed industry, 1986 census, 93-113
 - detailed occupation, 1986 census, 93-112
 - monthly estimates, 71-001
 - survey, economic regions, 71-535 no. 5
 - languages, mother tongue, bilingualism, by age group, sex, 1986 census, 93-103
 - legal aid, services and expenditure, 85-216
 - leisure and personal service industries, 63-233
 - life tables, by sex, 82-003S suppl. no. 13, 84-532
 - longevity and historic life tables, 89-506
 - manufacturing industries, principal statistics, 31-203
 - maps, census divisions and subdivisions, 1986 census, 99-115
 - men, labour market activity survey, 71-206
 - minority and second language education, elementary and secondary levels, 81-257
 - mobility and interprovincial migration, 1986 census, 93-108
 - mother tongue
 - age group, sex, 1981, 1986 census, 93-102
 - retention and transfer, 93-153
 - nurses, employment, education, demography, 82-003S suppl. no. 22, 83-226
 - occupations
 - by sex and detailed occupation, 1986 census, 93-157
 - older workers, labour market activity survey, 71-208
 - place names, reference list, by classification code, by province, population, 1986 census, 92-121
 - police services and officers, federal, provincial and municipal levels, 85-523
 - population
 - age, sex and marital status distribution, by single years, age group, by province, 1986 census, 93-101
 - age-sex distribution, intercensal annual estimates, 1981-1986, 91-518
 - demographic statistics, postcensal annual estimates, 91-210
 - detailed characteristics, home and official languages, ethnic origin, citizenship, birthplace, immigrants, mobility, education, occupations, income, by CD and CSD, 1986 census, 94-104
 - dwellings
 - period of construction, heating system and fuel, 1986 census, 94-104
 - tenure and type, by CD and CSD, 1986 census, 94-103
 - marital status, age-sex distribution, sex ratio, intercensal annual estimates, 1981-1986, 91-519
 - projections, 1989-2011, fertility, life expectancy, sex ratio, age-sex distribution, population growth, 91-520
 - quarterly and annual demographic statistics, interprovincial migration, 91-002
 - selected characteristics, density, age-sex distribution, marital status, mother tongue, census and economic families, by CDs and CSDs, 1986 census, 94-103
 - private and public investments, intentions, 61-205
 - recent economic data, 11-010
 - reference list
 - EAs, by CSD, CD, 1986 census, 99-117
 - EAs, by CSD, CD, PCT, 1986 census, 99-122
 - research and development expenditures, by activity sector, 88-001
 - retail trade
 - chain and independent stores, 63-005
 - estimated commodity sales, commodity by trade group, 1989, 63-541
 - sales and receipts, number of locations, by type, 63-223
 - schooling level, by detailed field of study, 1986 census, 93-110
 - television viewing time and distribution by origin and type of programme and origin of station, 87-208
 - universities
 - revenue and expenditures, trends, 81-260
 - tuition, additional fees and living accommodation costs, by institution, 81-219
 - value of construction work purchased, new and repair, by type of structure, 64-201
 - women, labour market activity survey, 71-205
 - workers compensation boards, 86-501
 - youth, labour market activity survey, 71-207
- Prince George**
 - CT, 1986 census
 - dwellings, by period of construction, heating fuel
 - family income, by income group
 - household income, by income group
 - households, tenant, owner, rent and payments
 - income, by sex, income composition, income group
 - population, by home, official languages, ethnic origin, citizenship, place of birth, immigrants, by period and age at immigration, mobility status, education, labour force activity by industry division and major occupation group, sex, class of worker, **95-140**
 - population, dwellings, households, census and economic family characteristics, **95-139**
- Principal statistics**
 - See also
 - Manufacturing
 - beverage industries, 32-251
 - by industry, 32-251B

campus bookstores, by province, 63-219
 census divisions or manufacturing statistical areas, by major group of industries, 31-209
 census metropolitan areas, by major group and industry, 31-402
 chemical and chemical products industries, 46-250
 by industry, 46-250B
 clothing industry, 34-252
 by industry, 34-252B
 consolidated enterprises by type, by industry and major group, 31-402
 definitions, 31-402
 economic regions, by major group of industries, 31-209
 electrical and electronic products industries, 43-250
 by industry, 43-250B
 fabricated metal products industries, 41-251
 by industry, 41-251B
 film and video producers, 63-206
 food industries, by industry, 32-250B
 funeral directing establishments, by province, 63-532
 furniture and fixtures industries, 35-251
 by industry, 35-251B
 international trade, 65-001P
 leading 4, 8, 12, 16, 20, 50 enterprises, ranked by shipment, by industry, 31-402
 leather and allied products industries, 33-251
 by industry, 33-251B
 machinery industries (except electrical machinery), 42-250
 by industry, 42-250B
 mineral industries, mines, quarries and oil wells, 26-201
 motion picture theatres and film distributors, 63-207
 non-metallic mineral products industries, 44-250
 by industry, 44-250B
 other manufacturing industries, 47-250
 by industry, 47-250B
 paper and allied products industries, 36-250
 by industry, 36-250B
 primary metal industries, 41-250
 by industry, 41-250B
 primary textile industries, 34-250
 by industry, 34-250B
 printing, publishing and allied industries, 36-251
 by industry, 36-251B
 quarries and sand pits, by industry, by province, 26-225
 refined petroleum and coal products industries, 45-250
 by industry, 45-250B
 rubber and plastic products industries, 33-250
 by industry, 33-250B
 specified census agglomerations, by major group and industry, 31-209
 specified municipalities, by province and major group of industries, 31-209
 textile products industries, 34-251
 by industry, 34-251B
 tobacco products industries, 32-251
 by industry, 32-251B
 transportation equipment industries, 42-251
 by industry, 42-251B
 trucking industry, 53-222
 wholesale trade, merchants, agents, and brokers, 63-226
 wood industries, by province, 35-250
 by industry, 35-250B

Principal trading areas

See also

International trade

international trade, 65-001

Printing and publishing

See also

Arts

Books

Newspapers and periodicals

arts and culture, statistical profile, 87-527

economic impact, 87-532

industries

annual census of manufacturers, 36-251

capacity utilization rates, quarterly, 31-003

consumption of containers and other packaging supplies, 31-212

destination of shipments, by province, by industry, 31-530

employment, by province, by industry, 31-203

financial statistics, quarterly, 61-003, 61-008

preliminary data, 61-003P

principal statistics

by province, by industry, 31-203

employment, inventories, 36-251B

shipments by major group of industries, monthly data, 31-001

stocks and shipments, by product type, monthly data, 31-001

periodicals, industries, 87-203

Probation

dispositions in youth courts, 85-002 vol. 11 no. 5

youth sentences, number and percentage of total dispositions, 85-002 vol. 10 no. 1

Producer marketing

cereals and oilseeds, 22-007

Production

See also

Gross domestic product

Industries

Shipments

aggregate measures, historical data, 15-204

automobiles

Canadian industry, 42-251

North-American, transplant production in Canada and the

United States, 11-010 vol. 4 no. 1 (p. 4.1-4.14)

costs

manufacturing industries, national and provincial areas, 31-203

grain trade, 22-201

indexes

labour historical data, 15-204

price level measurements, 62-602

industries, growth and decline in recessions, 11-010 vol. 4 no. 4 (p. 3.1-3.15)

particleboard, waferboard and hardboard, 36-003

poultry, data collection and estimating procedures, 21-602E no. 2

relation between output and employment, year-end review, 1990, 11-010 vol. 4 no. 2 (p. 3.1-3.20)

Productivity

See also

Inflation

Canada, international competitiveness, 75-001E vol. 2 no. 2 (p. 9-18)

labour market trends, by industry group, 1951-1984, 89-507E

Products

industrial product price indexes
1981 = 100, 62-556
1986 = 100, user's guide, 62-558

Professionals

by age group, sex, marital status, mother tongue, ethnic origin,
period of immigration, schooling level, class of worker,
industry division, employment income, family characteristics,
by occupation, (1980 classification), 1986 census, 93-157

Professions

See *also*
Occupations

labour force schooling level, by age and sex, Canada and
provinces, 1971, 1981, 13-579, 13-579S
occupational classification, 12-565E

Professors

See *also*
Occupations
Teachers

science and technology, 88-002

Profiles

See
Statistical profiles

Profitability

periodical publishing industry, 87-203
sound recording industry, 87-202

Profits

See *also*
Operating results

before and after taxes, for all industries, mining, manufacturing
and other, quarterly, preliminary data, 61-003P
corporation financial statistics, 61-207
industrial corporations, by major industry group, quarterly,
61-003, 61-008
periodical publishing industry, 87-203

Propane

See *also*
Energy
Fossil fuels
Fuel
Gasoline
Natural gas
Oil
Oil wells
Petroleum and natural gas industry
Petroleum products

propane mixes, supply, sales and disposition, by province,
45-004
supply of processing plant, by month, by province, 26-006

Property

See *also*
Insurance
Real estate

accounts, railways, 52-216
crimes

by location of incidents, 85-002 vol. 10 no. 10
cases heard in youth court, 85-002 vol. 10 no. 5
police reported, by province, 85-205
rate
and by major categories, 85-002 vol. 10 no. 9
and provincial comparisons, 85-002 vol. 11 no. 9
women charged, 85-002 vol. 10 no. 20
insurers, financial statistics, quarterly, 61-006, 61-008

Protection and standards

manufacturing, 11-402E

Provinces

See *also*
Names of provinces and territories

EAs, 1981 and 1986 equivalents, by 1981, 1986 codes, 1986
census, 99-127
FEDs and EAs, population and occupied dwellings, 1986
census, 92-103
accommodation service industry, total revenue, 63-204
accounts, personal income, 13-201
adult correctional services, expenses, inmates, 85-211
agriculture, 1986 census, farms and farm operators, crops,
livestock, poultry, irrigation, machinery and equipment, by
agricultural region and census division, 1971 to 1986 census,
96-103 to 96-112
alcohol and drug use, comparison, 75-001E vol. 2 no. 3
(p. 30-41)
book publishers, sales, 87-210
building permits
annual summary, 64-203
monthly, 64-001
business services, total revenue, by service, 63-232
cardiovascular diseases, mortality rates, 82-544
census families
husband-wife families and lone-parent families, 91-529
postcensal estimates, 91-204
income, by income group, by province, 1986 census, 93-117
civil courts, 85-509
community colleges
related institutions, enrolment and graduates, 81-222
vocational schools, educational staff, 81-254
computer
service industry, revenue, 63-222
use in the workplace and at home, 75-001E vol. 3 no. 2
(p. 38-50)
consumer price index, all items, 62-533
corrections system, female offenders, 85-002 vol. 11 no. 6
courts, 85-511E
crimes, police reported, by offence, 85-205
criminal injuries compensation, by province, 86-502
destinations of manufacturing shipments, by industry, by
province, 31-530
disabled persons residing in households, demography, lifestyle,
labour force participation, education, health, 82-603 to
82-612
domestic travels of Canadians, 87-504
dwellings and households, 1986 census, 93-104, 93-105
economic accounts
annual data, 1961-1986, 13-213S
annual estimates, 13-213
economic families, income, by income group, by province, 1986
census, 93-118
education
data, 13-579, 13-579S

- enrolment, expenditures, by type of institution, 81-220
- financial statistics, all levels and by level of education, 81-208
- elderly, trends, 98-121
- electric power, capacity and loads, imports, exports, 57-204
- elementary and secondary schools, enrolment, 81-210
- employment
 - by industry, unemployment, by sex, 71-001P
 - changes, by enterprise, 18-501E
 - earnings, by industry, monthly, 72-002
 - year-end review, 1990, 11-010 vol. 4 no. 2 (p. 3.1-3.20)
- employment income
 - 1986 census, 93-115
 - by detailed occupation, sex, activity, 1981, 1986 census, 93-116
- energy supply and demand, by type, by sector, 57-003
- ethnic groups, by single and multiple origins, 1986 census, 93-154
- ethnic origins, immigration and citizenship, 1986 census, 93-109
- expenditures, on culture
 - by function and province, 87-206
 - overview, 87-517
- families
 - 1986 census, 93-106, 93-107
 - and households, projections, 1989-2011, fertility, migration, sex ratio, age-sex distribution, 91-522
- federal expenditures on science and technology, 88-204
- federal government
 - employment
 - and payroll, monthly data, 72-004
 - and remuneration, 72-209
 - scientific and technological establishments, directory, 88-206E
- finance, 68-209
- French immersion programs, enrolment, 1980/81 to 1988/89, 11-008E no. 22 (p. 8-11)
- fur farming, fox and mink, 23-208
- fur production, imports, exports, 23-207
- government
 - enterprises, financial statistics, 61-204
 - finances, revenue and expenditures, 68-207
- gross domestic product
 - by industry, 15-203
 - preliminary estimates, 13-213P
- historical economic data, 11-210
- hospital directory by municipality, 82-003S suppl. no. 6
- households
 - and families, projections, 1989-2011, fertility, migration, sex ratio, age-sex distribution, 91-522
 - income by income group, 1986 census, 93-119
- housing starts and completions, 64-002
- immigrants and non-immigrants, 1986 census, 93-155
- impaired driving, by type of offence and persons charged, 1990, 85-002 vol. 11 no. 13
- income
 - estimates for subprovincial areas, 13-216
 - individuals, 1986 census, 93-114
- international trade, 65-001
- interprovincial migration, 71-603E
- investment, private and public, capital and repair expenditures, 61-206
- justice, statistics and information, history, needs and resources, 85-506E
- juvenile courts, offences, charges, by age and sex, by province, 85-522
- labour force
 - activity, 1986 census, 93-111
 - annual averages, 1981-1988, 71-529
 - by sex
 - by detailed industry, (1970 classification), by province, 1971, 1981, 1986 censuses, 93-152
 - by industry division, by province, 1951 to 1986 censuses, 93-152
 - detailed industry, 1986 census, 93-113
 - detailed occupation, 1986 census, 93-112
 - historical data, 71-201
 - monthly estimates, 71-001
 - survey, by province and economic region, 1986 census, 71-535 no. 5
 - visible minorities, 1986, 75-001E vol. 3 no. 2 (p. 17-26)
- languages, mother tongue, bilingualism, by age group, sex, 1986 census, 93-103
- legal aid, services and expenditures, 85-216
- leisure and personal service industries, 63-233
- literacy and numeracy skills, adult, results of a national study, 89-525E
- local area population, CDs and CMAs, postcensal and intercensal estimates, 91-528E
- longevity and historical life tables, 89-506
- manufacturing industries, principal statistics, major groups, by industry, 31-203
- maps, census divisions and subdivisions, 1986 census, 99-115
- men, labour market activity survey, by province, 71-206
- metal mines, production, 26-223
- mineral production, 26-202
- minority and second language education, elementary and secondary levels, 81-257
- mobility and interprovincial migration, 1986 census, 93-108
- monthly sales, department stores, 63-004
- mother tongue
 - by age group, sex, 1981, 1986 census, 93-102
 - retention and transfer, 1986 census, 93-153
- motor vehicles, new, monthly sales, by type and origin, 63-007
- non-metal mines, production, 26-224
- nurses, employment, education, demography, 82-003S suppl. no. 22, 83-226
- nursing programs, admission, enrolment, graduation, 82-003S suppl. no. 22
- occupations, by sex and detailed occupation, 1986 census, 93-157
- older workers, labour market activity survey, by province, 71-208
- place names, reference list, by classification code, by province, population, 1986 census, 92-121 to 92-123
- police services and officers, federal, provincial and municipal levels, 85-523
- population
 - age-sex distribution, intercensal annual estimates, 1981-1986, 91-518
 - demographic statistics, postcensal annual estimates, 91-210
 - detailed characteristics, home and official languages, ethnic origin, citizenship, birthplace, immigrants, mobility, education, occupations, income, by CD and CSD, for each province and territory, 1986 census, 94-102 to 94-124 (even)
- dwellings
 - period of construction, private, occupied, heating system and fuel, for each province and territory, 1986 census, 94-102 to 94-124 (even)
 - private, occupied, tenure and type, by CD and CSD, for each province and territory, 1986 census, 94-101 to 94-123 (odd)
 - selected characteristics, urban areas, by size, farm and

non-farm rural areas, CA and CMA, 1986 census, 94-129

dwellings, selected characteristics
by 1976 FED, 1986 census, 94-125
by 1987 FED, 94-133
by CMA and CA, 1986 census, 94-127
by age, sex and marital status distribution, by single years, age group, 1986 census, 93-101

marital status, age-sex distribution, sex ratio, intercensal annual estimates, 1981-1986, 91-519

projections, 1989-2011, fertility, life expectancy, sex ratio, age-sex distribution, population growth, 91-520

quarterly and annual demographic statistics, interprovincial migration, 91-002

selected characteristics, density, age-sex distribution, marital status, mother tongue, census and economic families, by CD and CSD, for each province and territory, 1986 census, 94-101 to 94-123 (odd)

private and public investments, intentions, 61-205

recent economic data, 11-010

reference list of EAs, by CSD, CD, 1986 census, by province
Atlantic provinces, 99-117
Ontario, 99-119
Quebec, 99-118
western provinces, 99-120

reference list of EAs, by CSD, CD, PCTs, 1986 census, 99-122 to 99-125

refined petroleum products, supply, sales and disposition, 45-004

religious attendance, 1985-1990, 11-008E no. 22 (p. 21-24)

research and development, expenditures, by activity sector, 88-001

residents travelling abroad, trips, expenses, 66-201

restaurants, caterers and taverns, receipts, monthly, 63-011

retail trade
chain and independent stores, 63-005
drug stores, operating results, 63-607
estimated commodity sales, commodity by trade group, 1989, 63-541
florists, operating results, 63-608
jewellery stores, operating results, 63-609
men's clothing stores, operating results, 63-603
sales and receipts, number of locations, by type, 63-223

schooling level by detailed field of study, 1986 census, 93-110

seasonal variations in retail trade, 1972-1982, 16-502

self-employment, trends, 71-536

stocks of food commodities in cold storage, 32-217

television viewing time and distribution by origin and type of programme and origin of station, by anglophones, francophones, 87-208

tourism, accommodation, 87-401

travellers entering Canada, 66-001, 66-001P

unemployment rate, 1980 and 1989, 75-001E vol. 3 no. 1 (p. 37-45)

universities
graduates, interprovincial movement for employment, 89-501E
tuition, additional fees and living accommodation costs, by institution, 81-219

unpaid family work, trends, 71-535 no. 2

value of construction work purchased, new and repair, by type of structure, 64-201

vocational training, apprenticeship programs, drop-out rates, 75-001E vol. 3 no. 1 (p. 7-15)

women
labour market activity survey, 71-205

offenders in the corrections systems, 85-002 vol. 11 no. 6

work injuries, number, by sex and age group, by industry, 72-208

workers compensation boards, 86-501

youth, labour market activity survey, 71-207

Provincial census tracts

reference list

EAs, by CMA, CSD, 1986 census, 99-126

EAs, by CSD and CD, 1986 census, by province
Atlantic provinces, 99-122
Ontario, 99-124
Quebec, 99-123
western provinces and the territories, 99-125

Provincial government

See also

Government

employment

and payroll, monthly, 72-007

and remuneration, 72-209

distribution by component, 1986-1990, 72-209

enterprises, financial statistics, 61-204

expenditures, on culture

by function and province, 87-206

heritage institutions, 87-207

overview, 87-517

performing arts companies, 87-209

statistical profile, 87-527

finance, by province, 68-209

financial flows, recent quarterly data, 13-014, 13-214

national balance sheets, 13-214

remuneration, 72-209

revenue and expenditures, 68-207

by province, 13-213

annual data, 1961-1986, 13-213S

national accounts, 13-201

value of construction work purchased, new and repair, by type of structure, 64-201

Prunes

See also

Fruits

production estimates, by province, 22-003

Psychiatric hospitals

See also

Hospitals

administrative and support services and finances, 82-003S suppl. no. 20 vol. 5, no. 21 vol. 3

beds and patient movement, by province, 82-003S suppl. no. 20 vol. 1

diagnostic and therapeutic services, 82-003S suppl. no. 20 vol. 3, no. 21 vol. 2

finances, 82-003S suppl. no. 21 vol. 4

long term and short term, 82-003S suppl. no. 4, no. 5

nursing units, 82-003S suppl. no. 21 vol. 1

outpatient services, 82-003S suppl. no. 20 vol. 2

personnel, paid-hours, full-time and part-time nursing staff, 82-003S suppl. no. 20 vol. 4

separations, by sex and age group, 82-003S suppl. no. 3

Public administration

adult correctional services, expenses, 85-211

federal, employment

- and payroll, by department, agency, by occupational category, by province, monthly data, 72-004
- and remuneration, by province or territory, 72-209
- income and expenditures, 13-201
- labour force
 - CMAs, 1981, 1986 census, 93-156
 - by sex
 - by detailed industry, (1970 classification), by province, 1971, 1981, 1986 censuses, 93-152
 - by industry division, by province, 1951 to 1986 censuses, 93-152
- labour unions, 71-202
- local, employment and payroll, monthly, 72-009
 - number of employees, salaries and wages, by industry, by province, monthly, 72-002
- provincial and territorial, employment and payroll, monthly, 72-007
 - and remuneration, 72-209
- revenue and expenditures
 - by province, 13-213
 - national accounts, 13-001

Public finance

- See
- Government finance

Public institutions

- See also
- Government
- Public administration
- Public service

- financial flows, recent quarterly data, 13-014

Public libraries

- See also
- Archives
- National archives

- number, personnel, language of book stock, circulation, revenue, expenses, 87-205, 87-205S

Public revenue

- See
- Government revenue

Public service

- See also
- Federal government
- Local government
- Provincial government
- Public administration

- occupational classification, 12-565E

Public spending

- See
- Government spending

Public trade schools

- See also
- Education
- Schools
- Vocational training

- educational staff, number and salaries, by staff position, field, sex and province, 81-254

Publications

- See also

- Books
- Newspapers and periodicals

- 1986 census catalogue
 - final edition, 99-103E
 - preliminary edition, 99-102E
- guide to managing Statistics Canada publications, 11-208E
- new releases, 11-001E, 11-002E
- price list, 11-209E
- Statistics Canada, research papers, technical reports, etc., bibliography, 11-207

Publishers

- See also

- Books
- Bookstores

- books, sales, titles published, authors, financial aid, employees, 87-210
- financial control, 87-210

Publishing

- See
- Printing and publishing

Pulmonary function

- See also
- Health care

- laboratories, workload measurement system, 83-603

Pulp and paper

- See also

- Forestry
- Forests
- Logging
- Lumber
- Paper and allied products
- Particleboard
- Plywood
- Sawmills
- Wood

- industries
 - annual census of manufacturers, 36-250
 - capital and repair expenditures, 25-202
 - definitions and classification index, 12-570E
 - principal statistics, employment, inventories, 36-250B
 - mills, capital and repair expenditures, 25-202

Pulpwood

- See also

- Wood pulp
 - exports of wood chips, 25-202
 - production, by province, 25-201
 - production, consumption, inventories, by province, 25-001

Pumping stations

- See also

- Pipelines
 - oil pipeline transport, number, by province, 55-201

Pumpkins and squash

- See also
- Vegetables

canned and frozen
 pack and stocks, 32-240
 monthly, 32-011
 packed annually, by region, 32-023

Pumps

See also
 Machinery and equipment
 industries
 annual census of manufacturers, 42-250
 principal statistics, employment, inventories, 42-250B

Purchasing power

See also
 Price indexes
 Prices
 consumer price index, 62-001, 62-010

Purses

See
 Luggage, purses and handbags

Q

Quality of life, 11-511E

See also
 Health
 Lifestyle
 Physical health

Quarries

See also
 Mines
 Mining
 consumption of fuel and electricity, by industry, by province, 26-225
 employees, numbers and earnings, by industry, by province, 26-225
 federal government enterprises, financial statistics, 61-203
 materials, supplies, selected contract services and value of production, by industry, by province, 26-225
 principal statistics, by industry, by province, 26-225
 provincial government enterprises, financial statistics, by province, 61-204

Quarry workers

See also
 Occupations
 occupational mortality, by cause, British Columbia, 84-544

Quarrying

See also
 Mines
 Mining
 industrial classification, 12-501E
 industries
 labour force, by age group, sex, class of worker, weeks worked in 1985, by industry, by province, 1986 census, 93-113
 number of employees, salaries and wages, by industry, by province, monthly, 72-002
 labour force, by sex
 by detailed industry, (1970 classification), by province, 1971,

1981, 1986 censuses, 93-152
 by industry division, by province, 1951 to 1986 censuses, 93-152
 occupational classification, 12-565E
 real gross domestic product, 26-201

Quebec

See also
 Provinces
 CDs, CSDs, CMAs, CAs, urban areas, population, 1981, 1986, urban, rural, national and provincial ranks, decreasing order, dwellings, land area, population density, 1986 census, 92-113
 EAs, 1981 and 1986 equivalents, by 1981, 1986 codes, 1986 census, 99-127
 accommodation service industry, total revenue, 63-204
 adult correctional services, expenses, inmates, 85-211
 agriculture, 1986 census, farms and farm operators, crops, livestock, poultry, irrigation, machinery and equipment, by agricultural region and census division, 1971 to 1986 census, 96-107
 building permits
 annual summary, 64-203
 monthly, 64-001
 business services, total revenue, by service, 63-232
 capital and repair expenditures, revised intentions, 61-206
 cardiovascular diseases, mortality rates, 82-544
 census families
 husband-wife families and lone-parent families, 91-529
 postcensal estimates, 91-204
 income, by income group, by province, 1986 census, 93-117
 civil courts, 85-509
 community colleges
 related institutions, enrolment and graduates, 81-222
 vocational schools, educational staff, 81-524
 courts, 85-511E
 crimes, police reported, by offence, 85-205
 criminal injuries, compensation, 86-502
 destination of shipments, by province, by industry, 31-530
 disabled persons residing in households, demography, lifestyle, labour force participation, education, health, by subprovincial area and metropolitan area, 82-607
 dwellings and households, 1986 census, 93-104, 93-105
 earnings
 1986 census, 93-115
 by detailed occupation, sex, activity, 1981, 1986 census, 93-116
 economic accounts
 annual data, 1961-1986, 13-213S
 annual estimates, 13-213
 preliminary estimates, 13-213P
 economic families, income, by income group, by province, 1986 census, 93-118
 education
 enrolment, expenditures, by type of institution, 81-220
 financial statistics, all levels and by level of education, 81-208
 electric power, capacity and loads, imports, exports, 57-204
 elementary and secondary schools, enrolment, 81-210
 energy supply and demand, by type, by sector, 57-003
 ethnic groups, by single, multiple origins, 1986 census, 93-154
 ethnic origins, immigration and citizenship, 1986 census, 93-109
 expenditures on culture, by function, 87-206
 families, 1986 census, 93-106, 93-107
 federal expenditures on science and technology, 88-204
 federal government, scientific and technological establishments, directory, 88-206

government

- enterprises, financial statistics, 61-204
- finances, revenue and expenditures, 68-207

gross domestic product, by industry, 15-203

historical economic data, 11-210

hospital directory, by municipality, 82-003S suppl. no. 6

households, income, by income group, 1986 census, 93-119

housing starts and completions, 64-002

immigrants and non-immigrants, 1986 census, 93-155

impaired driving, by type of offence and persons charged, 1990, 85-002 vol. 11 no. 13

income, individuals, 1986 census, 93-114

international travellers entering the province, 66-001, 66-001P

juvenile courts, 85-522

labour force

- activity, 1986 census, 93-111

- annual averages, 1981-1988, 71-529

- by sex

- by detailed industry (1970 classification), 1971, 1981, 1986 censuses, 93-152

- by industry division, 1951 to 1986 censuses, 93-152

- detailed industry, 1986 census, 93-113

- detailed occupation, 1986 census, 93-112

- monthly estimates, 71-001

- survey, by economic region, 71-535 no. 5

languages, mother tongue, bilingualism, by age group, sex, 1986 census, 93-103

legal aid, services and expenditures, 85-216

leisure and personal service industries, 63-233

life tables, by sex, 82-003S suppl. no. 13, 84-532

longevity and historic life tables, 89-506

manufacturing industries, principal statistics, 31-203

maps, census divisions and subdivisions, 1986 census, 99-115

men, labour market activity survey, 71-206

minority and second language education, elementary and secondary levels, 81-257

mobility and interprovincial migration, 1986 census, 93-108

mother tongue

- by age group, sex, 1981, 1986 census, 93-102

- retention and transfer, 93-153

nurses, employment, education, demography, 82-003S suppl. no. 22, 83-226

occupations

- by sex and detailed occupation, 1986 census, 93-157

older workers, labour market activity survey, 71-208

place names, reference list, by classification code, by province, population, 1986 census, 92-122

police services and officers, federal, provincial and municipal levels, 85-523

population

- age, sex and marital status distribution, by single years, age group, by province, 1986 census, 93-101

- age-sex distribution, intercensal annual estimates, 1981-1986, 91-518

- demographic statistics, postcensal annual estimates, 91-210

- detailed characteristics, home and official languages, ethnic origin, citizenship, birthplace, immigrants, mobility, education, occupations, income, by CD and CSD, 1986 census, 94-110

dwellings

- period of construction, heating system and fuel, 1986 census, 94-110

- tenure and type, by CD and CSD, 1986 census, 94-109

- marital status, age-sex distribution, sex ratio, intercensal annual estimates, 1981-1986, 91-519

- projections, 1989-2011, fertility, life expectancy, sex ratio,

- age-sex distribution, population growth, 91-520

- quarterly and annual demographic statistics, interprovincial migration, 91-002

- selected characteristics, density, age-sex distribution, marital status, mother tongue, census and economic families, by

- CD and CSD, 1986 census, 94-109

private and public investments, intentions, 61-205

recent economic data, 11-010

reference list

- EAs, by CSD, CD, 1986 census, 99-118

- EAs, by CSD, CD, PCT, 1986 census, 99-123

research and development expenditures, by activity sector, 88-001

retail trade

- chain and independent stores, 63-005

- estimated commodity sales, commodity by trade group, 1989, 63-541

- sales and receipts, number of locations, by type, 63-223

schooling level, by detailed field of study, 1986 census, 93-110

television viewing time and distribution by origin and type of programme and origin of station, by anglophones, francophones, 87-208

universities

- revenue and expenditures, trends, 81-260

- tuition, additional fees and living accommodation costs, by institution, 81-219

value of construction work purchased, new and repair, by type of structure, 64-201

women, labour market activity survey, 71-205

workers compensation boards, 86-501

youth, labour market activity survey, 71-207

Quebec city

CT, 1986 census

- dwellings, by period of construction, heating fuel, 95-142

- family income, by income group, 95-142

- household income, by income group, 95-142

- households, tenant, owner, rent and payments, 95-142

- income, by sex, income composition, income group, 95-142

- population, by home, official languages, ethnic origin, citizenship, place of birth, immigrants, by period and age at immigration, mobility status, education, labour force activity by industry division and major occupation group, sex, class of worker, 95-142

- population, dwellings, households, census and economic

- family characteristics, 95-141

atlas, demography, education, ethnic origin, lone-parent families, dwellings, employment, income, 1986 census, 98-103

historical overview, 11-606E

map, CMA, 1986 census, 99-116

population, CMAs

- age, age group, sex, marital status, mother tongue, 1986 census, 93-156

- census families, by number of children, by family structure, 1986 census, 93-156

- ethnic origin, home and official languages, by sex, 1986 census, 93-156

- immigrants, by place of birth, sex and period of immigration, 1986 census, 93-156

- in private households, by economic family status, 1986 census, 93-156

- labour force, by education, occupation, industry group, income group, work activity, 1986 census, 93-156

Quebec Pension Plan

See also
Pensions
Retirement
Social security

elderly receiving benefits, percentage, by sex and by age, 1977 and 1988, 11-008E no. 22 (p. 16-20)
general perspective, 74-401
revenue and expenditures, contributors and beneficiaries, 86-507

Questionnaires

See
Survey questionnaires

R**Rabbits**

See also
Furs

feed, shipments, by province of origin, 32-004
pelts, imports and exports, 23-208

Raccoon

See also
Furs

pelts, imports, 23-208

Radio

See also
Broadcasting

households equipped, by province, 64-202, 64-601
industries
annual census of manufacturers, 43-250
principal statistics, employment, inventories, 43-250B
synopsis, 87-001, 87-004

Radishes

See also
Vegetables

production, area, farm value, by province, 22-003

Rail transportation, 50-002

and truck transportation comparison, 52-216
financial, operating, fuel, freight, statistics, 52-216
historical data, 11-210
recent data, 11-010
traffic, 52-003

Railways

See also
Freight
Transportation

electric, industry and establishments, revenue and expenses, by province, 53-215
federal police services, 85-523
freight loadings, by commodity, 52-001
operating statistics, revenues and expenses, monthly, 52-003
rolling stock, industries
annual census of manufacturers, 42-251
principal statistics, employment, inventories, 42-251B

Ranges

See
Stoves

Rape

See
Sexual assaults

Rapeseed

See
Canola

Raspberries

See also
Fruits

frozen

and canned, pack and stocks, monthly, 32-011
and fresh, pack and acquisitions, 32-234
packed annually, by region, 32-023
production estimates, by province, 22-003

Raw materials

See also
Materials and supplies

price indexes, monthly, 62-011
shipped by Canadian manufacturers, value and volume, 31-211

RCMP

See
Royal Canadian Mounted Police

RD

See
Research and development

Reading

See also
Books
Literacy
Numeracy

consumer price index, 62-001
skills

adult, by migration status, by language, by labour market activity, by industry, by occupation, 89-525E
and education, 11-008E no. 19 (p. 22-24)
proficiency and limited ability, by age group, language and province, 75-001E vol. 2 no. 4 (p. 32-40)

Real estate

See also
Capital

federal government enterprises, financial statistics, 61-203
industries

financial statistics, quarterly, 61-003, 61-008
preliminary data, 61-003P

industrial classification, 12-501E

labour force, by age group, sex, class of worker, weeks worked in 1985, by industry, by province, 1986 census, 93-113

number of employees, salaries and wages, by industry, by province, monthly, 72-002

labour force

CMAs, 1981, 1986 census, 93-156

by sex

- by detailed industry, (1970 classification), by province, 1971, 1981, 1986 censuses, 93-152
- by industry division, by province, 1951 to 1986 censuses, 93-152

private and public investments, intentions, by province, 61-205
 provincial government enterprises, financial statistics, by province, 61-204

Receipts and dispositions

- crude oil
 - equivalent, by source, 55-201
 - liquid hydrocarbon, by source, monthly, 55-001
- funeral directing establishments, by province, 63-532
- international transfer of technology, 88-502

Record players

- See also
- Sound equipment

households equipped, by province, 64-601

Records

- See also
- Audiovisual materials
- Sound recording

sales, by format, size, origin of financial control and province, 87-202

Recreation

- See also
- Physical activity
- Tourism
- Vacation homes

arts and culture, statistical profile, 87-527
 consumer price index, 62-001
 cultural activities, statistical profile, 87-527
 disabled persons

- cultural and physical activities, 82-615 vol. 4
- residing in households, Canada, provinces and territories, 82-602

 elderly

- activities, 11-008E no. 22 (p. 16-20)
- time spent on major activities, involvement in selected organizations, by sex, 89-519

 equipment, ownership and utilization, 87-401
 expenditures, discretionary income families, 11-010 vol. 4 no. 3 (p. 4.1-4.14), 75-001E vol. 3 no. 1 (p. 27-36)
 families and unattached individuals, expenditures, 62-555
 industries

- number of businesses, total revenue, by province, by revenue size, revenue by source, client base, expenses, part-time/full-time employment, 63-233

 outdoor, participation, households' equipment, campgrounds, 87-401
 revenue, by service industry, 63-015
 time spent and participation rates by gender, 11-612E no. 4
 tourism, 87-003
 visually impaired population, residing in households, by age group, 82-615 vol. 3

Refined petroleum

- See also
- Diesel fuel
- Energy
- Natural gas

- Petroleum products
- Pipelines
- Propane

industries

- annual census of manufacturers, 45-250
- principal statistics, employment, inventories, 45-250B

Refractories

- See also
- Construction
- Mineral products

industries

- annual census of manufacturers, 44-250
- principal statistics, employment, inventories, 44-250B

Refrigeration equipment

- See also
- Freezers

contractors, establishments, output, labour, revenue and expenditures, by province, 64-204

industries

- annual census of manufacturers, 42-250
- principal statistics, employment, inventories, 42-250B

Refrigerators

- See also
- Electrical appliances

households equipped, number per household, by province, 64-202
 production, sales, stocks, exports, monthly, 43-010

Refugees

- See also
- Immigrants
- Immigration

total admitted to Canada, type of sponsorship, year of landing and province of destination, major country of birth, 89-510

Regina

CT, 1986 census

- dwellings, by period of construction, heating fuel, 95-144
- family income, by income group, 95-144
- household income, by income group, 95-144
- households, tenant, owner, rent and payments, 95-144
- income, by sex, income composition, income group, 95-144
- population, by home, official languages, ethnic origin, citizenship, place of birth, immigrants, by period and age at immigration, mobility status, education, labour force activity by industry division and major occupation group, sex, class of worker, 95-144
- population, dwellings, households, census and economic family characteristics, 95-143

 atlas, demography, education, ethnic origin, lone-parent families, dwellings, employment, income, 1986 census, 98-109
 map, CMA, 1986 census, 99-116
 population, CMAs

- age, age group, sex, marital status, mother tongue, 1986 census, 93-156
- census families, by number of children, by family structure, 1986 census, 93-156
- ethnic origin, home and official languages, by sex, 1986 census, 93-156
- immigrants, by place of birth, sex and period of immigration,

1986 census, 93-156

- in private households, by economic family status, 1986 census, 93-156
- labour force, by education, occupation, industry group, income group, work activity, 1986 census, 93-156

Regional analysis

See also

Methodology

recent data on key economic indicators, 11-010

Registrations

See also

Motor vehicles

road motor vehicles, number, by province, 53-219

Regulations

civil aviation, 51-501E

Religion

See also

Churches

church attendance, percentage, by age, 1985-1990, 11-008E no. 22 (p. 21-24)

distribution, 1985-1990, 11-008E no. 22 (p. 21-24)

Remarriage

See also

Marital status

life table analysis, by sex, 84-536E

trends, 89-509, 89-517E

Remuneration

See

Salaries and wages

Rent

farm accounts, 21-601E no. 10

Rentals and leasing

See also

Automobiles

establishments, automobiles and trucks, machinery and equipment, total revenue, by province, 63-232

Renters

See

Tenants

Repairs

homeowner repairs and renovations, 11-008E no. 17 (p. 2-4)

expenditures, by province, 62-201

services, rental and leasing establishments, total revenue, by province, 63-232

Research

See also

Agriculture

Diseases

Hospitals

Industries

Science

Technology

funding

Canada, 11-402E

institutes, federal government scientific and technological establishments, directory, 88-206E

organizations

expenditures, by activity sector, 88-001

papers and scientific journals, bibliometrics, 88-501E

summary report, 88-507E

universities, revenue and expenditures, trends, 81-260

Research and development

See also

Patents

Science

Technology

expenditures

activity sector, 88-001

high technology industries, 75-001E vol. 2 no. 1 (p. 17-28)

industry, 88-509

measurement, 88-506E

output, 88-002

federal government expenditures, science and technology, 88-204

industrial

funds, expenditures, by industry, 88-202

productivity and technological changes, 88-505E

Residential care

See

Special care

Residential care facilities

See also

Hospitals

elderly, income and expenditures of establishments, 82-003S suppl. no. 18, 83-237

mental disorders, income and expenditures of establishments, 82-003S suppl. no. 19, 83-238

Resources

See

Natural resources

Respiratory technology

See also

Health care

laboratories, workload measurement system, 83-603

Restaurants

See also

Food

family food expenditures, 62-554

industries

financial statistics, quarterly, 61-003

preliminary data, 61-003P

receipts

by kind of business, by province, 87-401

by province, monthly, 63-011

Retail trade

See also

Advertising services

Department stores

Small business

Stores

Vending machines
Wholesale merchants
Wholesale trade

chain stores

and department, sales, by kind of business, by department,
63-210

and independent stores, by province and selected
metropolitan area, by kind of business, 63-005

stocks, stock-sales ratios, by department, monthly, 63-014

clothing, men's, operating results, by province, 63-603

drug stores, operating results, by province, 63-607

estimated commodity sales, by province, by trade group, 1989,
63-541

florists, operating results, by province, 63-608

industries

financial statistics, quarterly, 61-003

preliminary data, 61-003P

industrial classification, 12-501E

jewellery stores, operating results, by province, 63-609

sales

alcoholic beverages, 63-202

and receipts, number of locations, by type, by province,
63-223

direct selling, by method and by commodity group, by
commodity, 63-218

occupational classification, 12-565E

seasonal variations, regional breakdowns, 1972-1982, 16-502

Retirement

See also

Canada Pension Plan

Insurance

Old age security

Pensions

Quebec Pension Plan

Unemployment insurance

Canada and Quebec pension plans, 86-507

pensions

expenditures, discretionary income families, 11-010 vol. 4
no. 3 (p. 4.1-4.14), 75-001E vol. 3 no. 1 (p. 27-36)

private

by sex and by age, 1977 and 1988, 11-008E no. 22
(p. 16-20)

Canada Pension Plan, Quebec Pension Plan, 1971-1985,
13-588 no. 2

savings plans

contributors/contributions, group retirement saving plans,
tax-assisted retirement savings, 75-001E vol. 2 no. 4
(p. 9-20)

financial activity tables, quarterly, 61-006

trusteed pension funds, rates of returns, nominal and real, by
sector, 75-001E vol. 2 no. 1 (p. 42-51)

Revenue

See also

Income

accommodation service industry, by province, 63-204
and expenditures

beverage and tobacco industries, 32-251

business

enterprises, annual report, 11-201

personal and leisure services, by service industry, 63-015

cable television, 56-205

Canada and Quebec pension plans, 86-507

chemical and chemical products industries, 46-250

clothing industry, 34-252

computer service industry, 63-222

construction

non-residential, general contractors and developers, 64-207

residential, general contractors, 64-208

credit unions, by province, financial statistics, 61-209

education, all levels and by level of education, 81-208

electrical and electronic products industries, 43-250

electrical contractors, 64-205

engineers, consulting, by field of specialization and by type of

service, by region and by revenue size group, 63-234

fabricated metal products industries, 41-251

federal government, by major sources, 1966/67 to 1990/91,
11-010 vol. 4 no. 6 (p. 3.1-3.18)

film industry, 87-204

furniture and fixtures industries, 35-251

government

alcoholic beverages, control and sales, 63-202

federal

by major sources, 1966/67 to 1990/91, 11-010 vol. 4
no. 6 (p. 3.1-3.18)

finance, 68-211

financial management statistics, operations manual, 68-507E

local

distribution, historical summary, 68-204

hospital

historical data, 11-210

recent data, 11-010

provincial

by major source, 68-207

gross general, 68-207

historical summary, 68-207

heavy engineering contractors, 64-209

heritage institutions, by province, 87-207

highway construction contractors, 64-206

hospital, distribution of gross income from patient services,

grants and other income, by type of hospital, number of beds,
and province, 82-003S suppl. no. 20 vol. 5

industrial corporations, by industry sector, quarterly, 61-008

preliminary data, 61-003P

leather and allied products industries, 33-251

legal aid, by source, 85-002 vol. 11 no. 11

leisure and personal services, 63-233

logging industry, by province, 25-201

machinery industries (except electrical machinery), 42-250

mechanical contractors, 64-204

motion picture

theatres and film distributors, 63-207

videotape producers, 63-206

national accounts, recent quarterly data, 13-001

non-metallic mineral products, 44-250

oil pipeline transport industry, 55-201

other manufacturing industries, 47-250

paper and allied products industries, 36-250

passenger bus and urban transit, by province, 53-003

performing arts companies, 87-209

periodical publishing industry, 87-203

primary metal industries, 41-250

primary textile industries, 34-250

printing, publishing and allied industries, 36-251

provincial economic accounts

annual data, 1961-1986, 13-213S

annual estimates, 13-213

public, 11-402E

public libraries, 87-205, 87-205S
 radio and television broadcasting, 56-204
 rail, 52-216
 rail transport, 52-003
 refined petroleum and coal products industries, 45-250
 rubber and plastic products industries, 33-250
 scientific and technical services, by field of specialization, by region and by revenue size group, 63-234
 shipping industry, 54-205
 small business, distribution by industry group, 61-231
 sound recording industry, 87-202
 special trade contractors, 64-210
 telecommunications, 56-001
 textile products industries, 34-251
 transportation equipment industries, 42-251
 trucking industry, 53-222
 universities, trends, by province, 81-260
 wood industries, by province, 35-250

Rigid insulating board

See also
 Insulating materials

 wood fibre, production and shipments, 36-002

Road transport, 53-222

See also
 Automobiles
 Bridges
 Transportation
 Urban transit

 freight and passengers, carriers, trucking, 50-002
 fuel consumption, passenger cars, by province, quarterly, 53-226
 fuel sales, 53-218
 motor vehicles, registrations, by province, 53-219

Robbery

motor vehicles, rates, 85-002 vol. 11 no. 9
 Canada and the United States, 1980-1989 and by province/territory, 85-002 vol. 11 no. 2
 number and proportion of youth charged, 85-002 vol. 10 no. 12
 rates, 85-002 vol. 11 no. 9
 1962-1989, 85-002 vol. 10 no. 15
 residential incidents and occupancy status, 85-002 vol. 10 no. 10
 violent offences, number of cases heard in youth court, 85-002 vol. 10 no. 5

Roll type siding

production and shipments, monthly, by province, 45-001

Rolling stock

railways, 52-216

Roofing

See also
 Construction
 Paper products
 Shingles and shakes

 asphalt
 industries
 annual census of manufacturers, 36-250
 principal statistics, employment, inventories, 36-250B
 production and shipments of shingles, monthly, by province, 45-001

Royal Canadian Mounted Police

See also
 Police

 drugs
 persons charged with importation, 85-002 vol. 10 no. 6
 trafficking, traffickers investigated, 85-002 vol. 10 no. 4
 officers
 by province, federal, provincial and municipal levels, 85-523
 expenditures, by level of policing and province/territory, 85-002 vol. 10 no. 18

Rubber hose and belting

See also
 Tire cord fabrics

industry
 annual census of manufacturers, 33-250
 principal statistics, employment, inventories, 33-250B

Rubber products

See also
 Tires and tubes

industries
 annual census of manufacturers, 33-250
 capacity utilization rates, quarterly, 31-003
 consumption of containers and other packaging supplies, 31-212
 destination of shipments, by province, by industry, 31-530
 employment, by province, by industry, 31-203
 financial statistics, quarterly, 61-003
 preliminary data, 61-003P
 principal statistics
 by province, by industry, 31-203
 employment, inventories, 33-250B
 shipments by major group of industries, monthly data, 31-001

Rugs

See
 Carpets, mats and rugs

Rural areas

See also
 Urban areas

 comparison, 1981, 1986 census, 99-106E
 families and unattached individuals, expenditures, 62-555
 farm and non-farm, population and dwellings, selected characteristics, Canada and provinces, 1986 census, 94-129
 forward sortation area maps, p. 177
 geographical classification, 12-571 to 12-573
 growth rates and migration, 11-008E no. 21 (p. 23-27)
 literacy and numeracy skills, adult, 89-525E
 population
 1981-1986, urban and rural areas, national and provincial ranks, decreasing order, land area, population density, 1986 census, by province, 92-109 to 92-120
 1986 census, 98-120
 vital statistics, 84-542

Rutabagas

See also
 Vegetables

 production, area, farm value, by province, 22-003

Rye

See also
Grains

supply and disposition, marketing exports, 22-007

S**Safety regulations and standards**

See also
Accidents

civil aviation, 51-501E

St. Catharines-Niagara

CT, 1986 census

dwellings, by period of construction, heating fuel, 95-148
family income, by income group, 95-148
household income, by income group, 95-148
households, tenant, owner, rent and payments, 95-148
income, by sex, income composition, income group, 95-148
population, by home, official languages, ethnic origin, citizenship, place of birth, immigrants, by period and age at immigration, mobility status, education, labour force activity by industry division and major occupation group, sex, class of worker, 95-148

population, dwellings, households, census and economic family characteristics, 95-147

map, CMA, 1986 census, 99-116

population, CMAs

age, age group, sex, marital status, mother tongue, 1986 census, 93-156
census families, by number of children, by family structure, 1986 census, 93-156
ethnic origin, home and official languages, by sex, 1986 census, 93-156
immigrants, by place of birth, sex and period of immigration, 1986 census, 93-156
labour force, by education, occupation, industry group, income group, work activity, 1986 census, 93-156
private households, by economic family status, 1986 census, 93-156

Saint John

CT, 1986 census

dwellings, by period of construction, heating fuel, 95-146
family income, by income group, 95-146
household income, by income group, 95-146
households, tenant, owner, rent and payments, 95-146
income, by sex, income composition, income group, 95-146
population, by home, official languages, ethnic origin, citizenship, place of birth, immigrants, by period and age at immigration, mobility status, education, labour force activity by industry division and major occupation group, sex, class of worker, 95-146

population, dwellings, households, census and economic family characteristics, 95-145

map, CMA, 1986 census, 99-116

population, CMAs

age, age group, sex, marital status, mother tongue, 1986 census, 93-156
census families, by number of children, by family structure, 1986 census, 93-156
ethnic origin, home and official languages, by sex, 1986 census, 93-156
immigrants, by place of birth, sex and period of immigration,

1986 census, 93-156

in private households, by economic family status, 1986 census, 93-156

labour force, by education, occupation, industry group, income group, work activity, 1986 census, 93-156

St. John's

atlas, demography, education, ethnic origin, lone-parent families, dwellings, employment, income, 1986 census, 98-101

CT, 1986 census

dwellings, by period of construction, heating fuel, 95-150

family income, by income group, 95-150

household income, by income group, 95-150

households, tenant, owner, rent and payments, 95-150

income, by sex, income composition, income group, 95-150

population, by home, official languages, ethnic origin, citizenship, place of birth, immigrants, by period and age at immigration, mobility status, education, labour force activity by industry division and major occupation group, sex, class of worker, 95-150

population, dwellings, households, census and economic family characteristics, 95-149

map, CMA, 1986 census, 99-116

population, CMAs

age, age group, sex, marital status, mother tongue, 1986 census, 93-156

census families, by number of children, by family structure, 1986 census, 93-156

ethnic origin, home and official languages, by sex, 1986 census, 93-156

immigrants, by place of birth, sex and period of immigration, 1986 census, 93-156

labour force, by education, occupation, industry group, income group, work activity, 1986 census, 93-156

private households, by economic family status, 1986 census, 93-156

Salaries and wages, 72-002

See also

Earnings
Employment
Income
Occupations

average hourly, by firm size, by union status, by sex and by age, 11-010 vol. 4 no. 7 (p. 4.1-4.10)

employment income

by detailed occupation, sex

activity, by province, 1981 census, 93-116

schooling level, age group, 1986 census, 93-116

by sex and income group, by province, 1986 census, 93-115

expenditures in residential care facilities

elderly, 82-003S suppl. no. 18, 83-237

mental disorders, 82-003S suppl. no. 19, 83-238

farmers, 21-602E no. 4

federal government, employees, by province or territory, 72-209

food industries, 32-250

geographical distribution, 13-201

income source, individuals and aggregate income, by income groups and province, 1986 census, 93-114

industry groups and province, monthly, 72-005

labour unions, 71-202

men and women, 13-217

oil pipeline transport industry, 55-201

provincial and territorial governments, employees, 72-209
rates

increase by industry and by region, 75-001E vol. 2 no. 4 (p. 41-50)
 postsecondary graduates, labour market, 89-518
 year-end review, 1990, 11-010 vol. 4 no. 2 (p. 3.1-3.20)
 teaching staff, full-time, at Canadian universities and colleges, by institution, 81-258, 81-258P, 81-258S
 union wage rates for major construction, trades, quarterly, 62-007
 universities
 expenditures, trends, by province, 81-260
 graduates, male-female earnings gap, 75-001E vol. 2 no. 2 (p. 19-31)

Sales

See also

Retail trade
 Wholesale trade

alcoholic beverages, value and volume, 63-202
 audiovisual products, sound recordings, 87-202
 automobiles, North-American and imported, 11-010 vol. 4 no. 1 (p. 4.1-4.14)
 campus bookstores, by province, by commodity, 63-219
 cement, 44-001
 chain and independent stores, by province and selected metropolitan area, 63-005
 corporation financial statistics, 61-207
 department stores, by province, department, selected metropolitan area, 63-002
 direct selling, by method and by commodity group, by commodity, 63-218
 electric power, residential and agriculture, 57-202
 factory, electric storage batteries, monthly, 43-005
 industrial corporations, by major industry group, quarterly, 61-003
 industries, mining, manufacturing and other, quarterly, preliminary data, 61-003P
 motor vehicles, new, by province, by origin, monthly, 63-007
 natural gas
 category of service, by province, monthly, 57-205
 type of end use, by province, 55-002
 oils and fats, 32-006
 petroleum products, by type, by province, 45-004
 retail trade
 drug stores, by province, 63-607
 florists, by province, 63-608
 jewellery stores, by province, 63-609
 men's clothing, by province, 63-603
 number of locations, by type, by province, 63-223
 through vending machines, by type, by province, 63-213
 tobacco products, ships and air stores, embassies, 32-022
 wholesale trade
 major trade groups and regions, percentage changes, 63-008
 merchants, agents and brokers, 63-226

Sales, retail

See

Retail trade

Salt

See also

Mines
 Mining

mines, production and shipments, 26-224

Sampling

See also

Surveys

1986 census, user guide, 99-136E
 guide, non-mathematical, 12-602E
 survey methodology, 12-001

Sand and gravel

See also

Mines
 Mining
 Quarries
 Quarrying

shipments, treatment and consumption, by province, 26-225

Sand pits

See

Quarries

Sarnia

CT, 1986 census

dwellings, by period of construction, heating fuel, **95-152**
 family income, by income group, 95-152
 household income, by income group, 95-152
 households, tenant, owner, rent and payments, 95-152
 income, by sex, income composition, income group, 95-152
 population, by home, official languages, ethnic origin, citizenship, place of birth, immigrants, by period and age at immigration, mobility status, education, labour force activity by industry division and major occupation group, sex, class of worker, 95-152
 population, dwellings, households, census and economic family characteristics, **95-151**

Saskatchewan

See also

Provinces

CDs, CSDs, CMAs, CAs, urban areas, population, 1981, 1986, urban, rural, national and provincial ranks, decreasing order, dwellings, land area, population density, 1986 census, 92-116
 EAs, 1981 and 1986 equivalents, by 1981, 1986 codes, 1986 census, 99-127
 accommodation service industry, total revenue, 63-204
 adult correctional services, expenses, inmates, 85-211
 agriculture, 1986 census, farms and farm operators, crops, livestock, poultry, irrigation, machinery and equipment, by agricultural region and census division, 1971 to 1986 census, 96-110
 building permits
 annual summary, 64-203
 monthly, 64-001
 business services, total revenue, by service, 63-232
 capital and repair expenditures, revised intentions, 61-206
 cardiovascular diseases, mortality rates, 82-544
 census families
 husband-wife families and lone-parent families, 91-529
 postcensal estimates, 91-204
 income, by income group, by province, 1986 census, 93-117
 cereals and oilseeds review, 22-007
 civil courts, 85-509
 community colleges
 related institutions, enrolment and graduates, 81-222
 vocational schools, educational staff, 81-524
 courts, 85-511E

- crimes, police reported, by offence, 85-205
 - criminal injuries, compensation, 86-502
 - destination of shipments, by province, by industry, 31-530
 - disabled persons residing in households, demography, lifestyle, labour force participation, education, health, by subprovincial area and metropolitan area, 82-610
 - dwellings and households, 1986 census, 93-104, 93-105
 - earnings
 - 1986 census, 93-115
 - by detailed occupation, sex, activity, 1981, 1986 census, 93-116
 - economic accounts
 - annual data, 1961-1986, 13-213S
 - annual estimates, 13-213
 - preliminary estimates, 13-213P
 - economic families, income, by income group, by province, 1986 census, 93-118
 - education
 - enrolment, expenditures, by type of institution, 81-220
 - financial statistics, all levels and by level of education, 81-208
 - electric power, capacity and loads, imports, exports, 57-204
 - elementary and secondary schools, enrolment, 81-210
 - energy supply and demand, by type, by sector, 57-003
 - ethnic groups, by single, multiple origins, 1986 census, 93-154
 - ethnic origins, immigration and citizenship, 1986 census, 93-109
 - expenditures on culture, by function, 87-206
 - families, 1986 census, 93-106, 93-107
 - federal expenditures on science and technology, 88-204
 - federal government, scientific and technological establishments, directory, 88-206
 - government
 - enterprises, financial statistics, 61-204
 - finances, revenue and expenditures, 68-207
 - grain trade, 22-201
 - gross domestic product, by industry, 15-203
 - historical economic data, 11-210
 - hospital directory, by municipality, 82-003S suppl. no. 6
 - households, income, by income group, 1986 census, 93-119
 - housing starts and completion, 64-002
 - immigrants and non-immigrants, 1986 census, 93-155
 - impaired driving, by type of offence and persons charged, 1990, 85-002 vol. 11 no. 13
 - income, individuals, 1986 census, 93-114
 - international travellers entering the province, 66-001, 66-001P
 - juvenile courts, 85-522
 - labour force
 - activity, 1986 census, 93-111
 - annual averages, 1981-1988, 71-529
 - by sex
 - by detailed industry (1970 classification), 1971, 1981, 1986 censuses, 93-152
 - by industry division, 1951 to 1986 censuses, 93-152
 - detailed industry, 1986 census, 93-113
 - detailed occupation, 1986 census, 93-112
 - monthly estimates, 71-001
 - survey, by economic region, 71-535 no. 5
 - languages, mother tongue, bilingualism, by age group, sex, 1986 census, 93-103
 - legal aid, services and expenditures, 85-216
 - leisure and personal service industries, 63-233
 - life tables, by sex, 82-003S suppl. no. 13, 84-532
 - longevity and historic life tables, 89-506
 - manufacturing industries, principal statistics, 31-203
 - maps, census divisions and subdivisions, 1986 census, 99-115
 - men, labour market activity survey, 71-206
 - minority and second language education, elementary and secondary levels, 81-257
 - mobility and interprovincial migration, 1986 census, 93-108
 - mother tongue
 - by age group, sex, 1981, 1986 census, 93-102
 - retention and transfer, 93-153
 - nurses, employment, education, demography, 82-003S suppl. no. 22, 83-226
 - occupations
 - by sex and detailed occupation, 1986 census, 93-157
 - older workers, labour market activity survey, 71-208
 - place names, reference list, by classification code, province, population, 1986 census, 92-123
 - population
 - age, sex and marital status distribution, by single years, age group, by province, 1986 census, 93-101
 - age-sex distribution, intercensal annual estimates, 1981-1986, 91-518
 - demographic statistics, postcensal annual estimates, 91-210
 - detailed characteristics, home and official languages, ethnic origin, citizenship, birthplace, immigrants, mobility, education, occupations, income, by CD and CSD, 1986 census, 94-116
 - dwellings
 - period of construction, heating system and fuel, 1986 census, 94-116
 - tenure and type, by CD and CSD, 1986 census, 94-115
 - marital status, age-sex distribution, sex ratio, intercensal annual estimates, 1981-1986, 91-519
 - projections, 1989-2011, fertility, life expectancy, sex ratio, age-sex distribution, population growth, 91-520
 - quarterly and annual demographic statistics, interprovincial migration, 91-002
 - selected characteristics, density, age-sex distribution, marital status, mother tongue, census and economic families, by CD and CSD, 1986 census, 94-115
 - private and public investments, intentions, 61-205
 - recent economic data, 11-010
 - reference list
 - EAs, by CSD, CD, 1986 census, 99-120
 - EAs, by CSD, CD, PCT, 1986 census, 99-125
 - research and development expenditures, by activity sector, 88-001
 - retail trade
 - chain and independent stores, 63-005
 - estimated commodity sales, commodity by trade group, 1989, 63-541
 - sales and receipts, number of locations, by type, 63-223
 - schooling level, by detailed field of study, 1986 census, 93-110
 - television viewing time and distribution by origin and type of programme and origin of station, 87-208
 - universities
 - revenue and expenditures, trends, 81-260
 - tuition, additional fees and living accommodation costs, by institution, 81-219
 - value of construction work purchased, new and repair, by type of structure, 64-201
 - women, labour market activity survey, 71-205
 - workers compensation boards, 86-501
 - youth, labour market activity survey, 71-207
- Saskatoon**
- CT, 1986 census
 - dwellings, by period of construction, heating fuel, 95-154
 - family income, by income group, 95-154
 - household income, by income group, 95-154
 - households, tenant, owner, rent and payments, 95-154

income, by sex, income composition, income group, 95-154
 population, by home, official languages, ethnic origin, citizenship, place of birth, immigrants, by period and age at immigration, mobility status, education, labour force activity by industry division and major occupation group, sex, class of worker, **95-154**

population, dwellings, households, census and economic family characteristics, **95-153**

map, CMA, 1986 census, 99-116

population, CMAs

age, age group, sex, marital status, mother tongue, 1986 census, 93-156

census families, by number of children, by family structure, 1986 census, 93-156

ethnic origin, home and official languages, by sex, 1986 census, 93-156

immigrants, by place of birth, sex and period of immigration, 1986 census, 93-156

in private households, by economic family status, 1986 census, 93-156

labour force, by education, occupation, industry group, income group, work activity, 1986 census, 93-156

Sault Ste. Marie

CT, 1986 census

dwellings, by period of construction, heating fuel, 95-156

family income, by income group, 95-156

household income, by income group, 95-156

households, tenant, owner, rent and payments, 95-156

income, by sex, income composition, income group, 95-156

population, by home, official languages, ethnic origin, citizenship, place of birth, immigrants, by period and age at immigration, mobility status, education, labour force activity by industry division and major occupation group, sex, class of worker, **95-156**

population, dwellings, households, census and economic family characteristics, **95-155**

Savings

See also

Income

Investments

Retirement

Wealth

deposits, financial activity tables, quarterly, 61-006

historical data, 11-210

recent data, 11-010

sources and disposition, national accounts, 13-001

Savings, personal

See

Personal savings

Sawmills

See also

Forestry

Forests

Logging

Paper and allied products

Particleboard

Plywood

Pulp and paper

Wood

machinery, industries

annual census of manufacturers, 42-250

principal statistics, employment, inventories, 42-250B

planing mills

capital and repair expenditures, 25-202

industries, 25-202

annual census of manufacturers, 35-250

principal statistics, employment, inventories, 35-250B

production, by province, 25-202

production, export and domestic shipments, stocks of hardwood and softwood lumber

British Columbia, 35-003

east of the Rockies, (excluding Newfoundland and Prince Edward Island), 35-002

School attendance

See also

Education

age and sex, Canada and provinces, 1971, 1976, 1981, 13-579, 13-579S

disabled children, 98-126

School buses

See also

Buses

industries and establishments, operating and income accounts, employment, traffic statistics, by province, 53-215

Schooling level

See also

Degrees

Education

CAs and CTs, 1986 census, 95-102 to 95-174 (even)

CMAs, population, by age group and sex, 1986 census, 93-156 age and sex

by province, 1951 to 1986 censuses, 93-110

Canada and provinces, 1971, 1976, 1981, 13-579, 13-579S

census families

heads, labour force activity, income, dwellings, children at

home, by province, 1986 census, 93-107

income, by income group, by province, 1986 census, 93-117

degrees, certificates and diplomas, by age group, sex, province, 1986 census, 93-110

detailed, by sex, by province, 1986 census, 93-110

economic families, income, by income group, by province, 1986 census, 93-118

employment income

by detailed occupation, sex

activity, by province, 1981 census, 93-116

schooling level, age group, 1986 census, 93-116

by sex

income group, by province, 1986 census, 93-115

marital status, 1985, 98-129

ethnic groups, by single and multiple origins, 1986 census, 93-154

farm operators, 1986 census, 96-114

spatial distribution, 96-113

households, income by income group, by province, 1986 census, 93-119

immigrant and non-immigrant population, by sex, period of immigration, province, 1986 census, 93-155

labour force activity

by sex, age group, province, 1986 census, 93-111

visible minorities, 1986, 75-001E vol. 3 no. 2 (p. 17-26)

literacy and numeracy skills, adult, 89-525E

mobility and interprovincial migration, by age group, sex and

province, 1986 census, 93-108
 occupations, by sex and detailed occupation, 1986 census, 93-157
 population, by CD and CSD, for each province and territory, 1986 census, 94-102 to 94-124 (even)
 postsecondary degrees, by detailed field of study, by province, 1986 census, 93-110
 province
 by 1976 FED, 1986 census, 94-126
 by 1987 FED, 94-134
 by CMA and CA, 1986 census, 94-128
 total income, by sex and income group, by province, 1986 census, 93-114
 trends, by sex, field of study, employment income, 98-134
 women, labour force participation, trends, 98-125
 youth, trends, 1981-1986, 98-124

Schools

See also

Education
 Elementary education
 Postsecondary education
 Secondary education
 Teachers

elementary and secondary enrolment, by grade, age, sex, by province, 81-210
 enrolment, graduates, teachers, finance, educational attainment, by province, **81-229**
 French immersion programs, by province, 1988-89, 11-008E no. 22 (p. 8-11)
 minority and second language education, by province and level, 81-257
 number and enrolment, teaching staff, by type of school, expense, by province, 81-220
 private and public, enrolment, staff, finance, 81-002

Science

See also

Research
 Scientists
 Technology

and technology, questionnaires on microfiche, 12-205M index, 12-205S
 federal government
 expenditures, 88-204
 scientific and technological establishments, directory, 88-206E
 human resources, 88-508E
 indicators of science and technology, 88-002
 institutes, research organizations, subsidies and expenditures, by activity sector, 88-001
 journals, research papers, bibliometrics, 88-501E
 summary report, 88-507E
 natural, research 11-402E
 patents, 88-504E
 research and development
 expenditures, measurements, 88-506E
 expenditure price indexes, by industry, 88-509

Scientific and technical services

See also

Technology

category of client, revenue by field of specialization, employment categories, operating expenses, by province, by revenue size

group, by industry segment, 63-234
 establishments, number, total revenue, by province, 63-232
 revenue, employment, operating expenses, by province, by revenue size, 63-537

Scientists

See also

Research
 Research and development

age group, sex, marital status, mother tongue, ethnic origin, period of immigration, schooling level, class of worker, industry division, employment income, family characteristics, by occupation, (1980 classification), 1986 census, 93-157
 employment
 education, 88-002
 in research and development, 88-508E
 occupational classification, 12-565E

Sea-buses

See also

Shipping
 Water transportation

passengers, operation, monthly, 53-003

Seal

See also

Furs

pelts, exports, 23-208

Seasonality

See also

Methodology

price level measurements, 62-602
 retail trade, 16-502

Second language programs

See also

Education

elementary and secondary levels, by province, 81-257

Secondary education

See also

Education
 Schools

enrolment
 private, public schools, by grade, age, sex, by province, **81-210**
 staff, finance, 81-002
 financial statistics, by province, 81-208
 graduates, by sex
 age group, by province, 1986 census, 93-110
 field of study, employment, income, trends, 98-134
 institutions, enrolment, graduates, professors, finances, **81-229**
 minority and second language, by province, 81-257

Secretaries

and other women in the labour force, educational attainment, mother tongue, 11-008E no. 17 (p. 25-27)

Sector flows

quarterly and annual, 13-014

Securities

See also

Investments
Stocks

transactions with non-residents, 67-002

Sedative-hypnotic drugs

See also

Drug use
Drugs

use, by age and sex, by area and region, by marital status, by educational status, by family income group, by employment status, 82-003 vol. 3 no. 1 (p. 33-57)

Self-employment

See also

Small business

detailed industry, by sex, by province, 1986 census, 93-113
detailed occupation, by industry, sex, province, 1986 census, 93-112
earnings, hours worked, job tenure, trends, 71-536
graduates, 75-001E vol. 2 no. 1 (p. 52-63)
income, as an income source, individuals and aggregate income, by income groups and province, 1986 census, 93-114
overview and trends, 71-601 no. 45
survey of employers and owners, 71-535 no. 3
visible minorities, 1986, 75-001E vol. 3 no. 2 (p. 17-26)
vocational training, graduates and drop-outs, comparison, 75-001E vol. 3 no. 1 (p. 7-15)

Self-help

movements and giving assistance to others, strategy to promote organizations, volunteer movement versus self-help movement, role of professionals, life cycle of a self-help group, measuring psychological needs, 89-514E

Senior citizens

See

Elderly

Sentences

See

Dispositions

Sentencing

young offenders, by age, 85-002 vol. 10 no. 1

Separations, hospital

See

Hospital separations

Septic systems

See also

Sewers

contractors, establishments, output, labour, revenue and expenditures, by province, 64-210

Service industries

See also

Consumer goods and services
Industries

definitions and classification index, 12-570E
film industry, production, 87-204
financial statistics, quarterly, 61-003

preliminary data, 61-003P

gross domestic product, by industry, monthly data, 15-001

heritage institutions, 87-207

industrial classification, 12-501E

international trade, 67-203

by category, 1969-1984, 67-510

labour force

by age group, sex, class of worker, weeks worked in 1985, by

industry, by province, 1986 census, 93-113

by detailed industry, sex, age group and class of worker, by

province, 1986 census, 93-113

by type of occupation, Canada, Montreal, Toronto,

Vancouver, trends, 98-135

labour market, trends, by industry group, 1951-1984, 89-507E

occupations, by sex and detailed occupation, 1986 census,

93-157

persons who worked in 1985, by detailed industry, by sex,

labour force activity, weeks worked, total and mostly full-time,

by province, 1986 census, 93-113

revenue, expenses, client base, employment

by service, 63-232

full-time/part-time, 63-233

sound recording, market, new recordings, sales, revenue,

profitability, employment, 87-202

value of construction work purchased, new and repair, by type of structure, 64-201

Services

architectural design

by region, 63-234

establishments, 63-537

computer service industry, revenue, 63-222

engineering consultants

by region, 63-234

establishments, 63-537

fixed capital flows and stocks, 13-211

by industry, historical data, 1936-1983, 13-568

funeral directors, industry, by province, 63-532

labour force

CMAAs, 1981, 1986 census, 93-156

by sex

by detailed industry, (1970 classification), by province,

1971, 1981, 1986 censuses, 93-152

by industry division, by province, 1951 to 1986 censuses,

93-152

by type of occupation, Canada, Montreal, Toronto,

Vancouver, trends, 98-135

market research handbook, 63-224

New Brunswick, 11-608

occupational classification, 12-565E

paid workers and self-employed, 71-536

questionnaires on microfiche, 12-205M

index, 12-205S

scientific

and technical, firms, 63-234

establishments, 63-537

Sewers

See also

Plumbing

Wastes

Water supply

heavy engineering contractors, 64-209

Sex distribution

See

Age-sex distribution

Sex ratio

age group, intercensal annual estimates, 1981-1986, by province, 91-518
 intercensal annual estimates, 1981-1986, by province, 91-519
 projections for 1989-2011
 by province, 91-520
 Canada, provinces and territories, 91-522

Sexual assaults

See also

Crimes

Violence

cases heard in youth court, 85-002 vol. 10 no. 5
 children, as victims, by age group and by sex and relationship to the accused, 85-002 vol. 11 no. 8
 conjugal violence, reported and not reported to the police, 85-002 vol. 10 no. 7
 number and proportion of youth charged, 85-002 vol. 10 no. 12
 police reported, by province, 85-205
 rates, 85-002 vol. 11 no. 9
 1962-1989, 85-002 vol. 10 no. 15
 reported to the police, 85-002 vol. 10 no. 9
 residential incidents and occupancy status, 85-002 vol. 10 no. 10

Sexuality

youth, contraception, fertility, birth, abortions, sexually transmitted diseases, 82-545E

Sexually transmitted diseases

See also

Diseases

youth, 82-545E

Shakes

See

Shingles and shakes

Sheathings

See also

Roofing

tar and asphalt, production and shipments, monthly, by province, 45-001

Sheep

See also

Animal products

Meat

Wool

feed, shipments, by province of origin, 32-004
 number on farms
 1986 census, 1971 to 1986 census data, Canada, by type, by province, 96-102
 for each province, by type, agricultural region and census division, 96-103 to 96-112
 by province, bi-annually, 23-008
 farm values, prices, slaughtering, exports and imports, 23-203

Sheeting

plastic, industry

principal statistics, employment, inventories, 33-250B

Sheets

See also

Veneer and plywood

laminates, decorative and backing, factory shipments, 47-005

Shellfish

See

Fish and shellfish

Sherbrooke

CT, 1986 census

dwellings, by period of construction, heating fuel, 95-158
 family income, by income group, 95-158
 household income, by income group, 95-158
 households, tenant, owner, rent and payments, 95-158
 income, by sex, by income composition, by income group, 95-158
 population, by home, official languages, ethnic origin, citizenship, place of birth, immigrants, by period and age at immigration, mobility status, education, labour force activity by industry division and major occupation group, sex, class of worker, 95-158
 population, dwellings, households, census and economic family characteristics, 95-157
 map, CMA, 1986 census, 99-116
 population, CMAs
 age, age group, sex, marital status, mother tongue, 1986 census, 93-156
 census families, by number of children, by family structure, 1986 census, 93-156
 ethnic origin, home and official languages, by sex, 1986 census, 93-156
 immigrants, by place of birth, sex and period of immigration, 1986 census, 93-156
 labour force, by education, occupation, industry group, income group, work activity, 1986 census, 93-156
 private households, by economic family status, 1986 census, 93-156

Shingles and shakes

See also

Roofing

asphalt roofing, production and shipments, monthly, by province, 45-001
 industries, 25-202
 annual census of manufacturers, 35-250
 principal statistics, employment, inventories, 35-250B

Shipbuilding

See also

Industries

Vessels

repair, industries
 annual census of manufacturers, 42-251
 principal statistics, employment, inventories, 42-251B

Shipments

See also

Cargo

Freight

beverage and tobacco industries, 32-251
 cement, 44-001

chemical and chemical products industries, 46-250
 clothing industry, 34-252
 construction type plywood, by province, domestic, 35-001
 corrugated boxes and wrappers, shipments by province of destination, 36-004
 electrical and electronic products industries, 43-250
 fabricated metal products industries, 41-251
 feeds, animal and poultry, by province of origin, 32-004
 fertilizer materials, imports and exports, by province, 46-504
 food industries, 32-250
 furniture and fixtures industries, 35-251
 household, quarterly shipments, 35-007
 grains, by province, crop year, 22-201
 gypsum products and joint filler, monthly, 44-003
 historical data, 11-210
 leather and allied products industries, 33-251
 logging industry, by province, 25-201
 lumber at sawmills
 British Columbia, 35-003
 east of the Rockies (excluding Newfoundland and Prince Edward Island), 35-002
 machinery industries (except electrical machinery), 42-250
 manufacturing, by major group, by industries, monthly data, 31-001
 manufacturing industries
 destinations, by industry, by province, 31-530
 national and provincial areas, major group, by industry, 31-203
 mineral wool, fibreglass, 44-004
 mines
 metal, 26-223
 non-metal, 26-224
 non-metallic mineral products industries, 44-250
 other manufacturing industries, 47-250
 paper and allied products industries, 36-250
 particleboard, waferboard and hardboard, 36-003
 plastic bottles, blow-moulded, by type, by use, quarterly, 47-006
 plastic film and bags manufactured from resin, 47-007
 primary iron and steel, Canada and exports, 41-001
 primary metal industries, 41-250
 primary textile industries, 34-250
 printing, publishing and allied industries, 36-251
 products shipped by Canadian manufacturers, value and volume, 31-211
 recent data, 11-010
 refined petroleum and coal products industries, 45-250
 rigid insulating board, wood fibre, production and shipments, 36-002
 rubber and plastic products industries, 33-250
 solid fuel burning heating products, 25-002
 steel pipes and tubing, Canada and exports, 41-011
 steel wire and wire products, Canada and exports, 41-006
 sugar, raw and refined, domestic and exports, monthly, 32-013
 textile products industries, 34-251
 transportation equipment industries, 42-251
 trucking industry, 53-222
 wood industries, by province, 35-250

Shipping

See also

Freight
 Ports
 Water transportation

domestic and international, 54-205
 international, balance of payments, 67-203

international trade and freight, by category, 1969-1984, 67-510

Shirts

See also

Clothing
 Men's clothing

industries

annual census of manufacturers, 34-252
 principal statistics, employment, inventories, 34-252B

Shoes

See

Footwear

Shoe stores

See also

Footwear
 Retail trade
 Stores

annual sales, chains, number of stores, 63-210
 retail trade, estimated commodity sales, commodity by trade group, by province, 1989, 63-541

Shortening

See also

Oils and fats

sales and stocks, monthly, 32-006

Silver

See also

Mines
 Mining

mineral production, by province, 26-202
 mines, production and shipment, 26-223
 prices, in Canadian and U.S. dollars, 26-201

Silverware

See

Jewellery and silverware

Single-parents

See

Lone-parent families

Single persons

See

Unattached individuals

Skates

See

Footwear

Skiing facilities

See also

Recreation
 Sports

number of businesses, total revenue, by province, by revenue size, revenue by source, client base, expenses, part-time/full-time employment, 63-233

Skis

See also

Sporting goods

households equipped, by province, 64-202, 64-601

Slaughtering

See also

Livestock

cattle and calves, pigs, sheep and lambs, by province, monthly, 23-203

Slippers

See

Footwear

Small business

See also

Commerce

Persons and unincorporated businesses

Self-employment

distribution by industry group and revenue bracket, 61-231

Smelting and refining

See also

Primary industries

industries

annual census of manufacturers, 41-250

principal statistics, employment, inventories, 41-250B

Smoking

See also

Tobacco

adults, 11-612E no. 1

and alcohol use, disabled persons residing in households,

Canada, provinces and territories, 82-602

disabled persons, by type of smoker, age groups, sex, severity of disability, education level, total income groups, 82-615 vol. 4

elderly, by age group and sex, 89-519

health

perspectives, average annual consumption, 82-540E

status, life expectancy, by age, sex, 82-543

women, health profile, 82-542E

youth, 82-545E

Snack foods

See also

Food

potato chips, popcorn and pretzel industries

annual census of manufacturers, 32-250

principal statistics, employment, inventories, 32-250B

Snowmobiles

See also

Motor vehicles

households equipped, by province, 64-202

Soaps

See also

Chemicals and chemical products

industries

annual census of manufacturers, 46-250

principal statistics, employment, inventories, 46-250B

Social assistance

See also

Welfare

residential care facilities

elderly, 82-003S suppl. no. 18, 83-237

mental disorders, 82-003S suppl. no. 19, 83-238

Social conditions, 11-511E, 11-008

See also

Economic conditions

trends, 11-008E

women, index to data, 11-523E

Social indicators, 11-001E, 11-002E, 11-008E

See also

Economic indicators

Social sciences

See also

Education

research, 11-402E

Social security, 11-511E, 86-510

See also

Health insurance

Pensions

Unemployment insurance

allowances to the blind, disabled and the elderly, welfare, 86-510

Canada and Quebec pension plans, 86-507

criminal injuries compensation, by province, 86-502

family allowances and related programs, 86-508

funds

financial flows, recent quarterly data, 13-014, 13-214

national balance sheets, 13-214

historical data, 11-516E

national programs, 86-511

old age security, guaranteed income supplement, spouse's allowance, 86-509

trends, 11-008E

unemployment insurance costs, benefits, contributions, by age, sex, province, 86-506

worker's compensation, claims, benefits, 86-501

Social services

See also

Community services

Welfare

criminal victimization, Canada, 11-612E no. 2

elderly, disabled persons, level of independence, services provided, in households and in institutions, 82-615 vol. 1

federal government finances, transfers to provinces, 68-211

industries

industrial classification, 12-501E

volunteer activities and time spent, 75-001E vol. 2 no. 2 (p. 41-49)

Social support

See also

Elderly

adults, 11-612E no. 1

disabled persons, residing in households, Canada, provinces and territories, 82-602

elderly, to and from, 89-508

focus on the human dimension, patterns of needs for and usage of supports, public attitudes and opinions regarding

development and delivery of community supports, harnessing and integrating human and financial resources, 89-514E
proceedings of a symposium, 89-514E

Sod

1986 census, Canada, by type, by province, 96-102
for each province, by type, agricultural region and census division, 96-103 to 96-112
industry, by region, 22-203

Soft drinks

See also
Beverages

industries
annual census of manufacturers, 32-251
principal statistics, employment, inventories, 32-251B
monthly production estimates, 32-001

Softwood lumber

See
Lumber

Sound equipment

See also
Electrical and electronic products
Record players
Tapes

industries
annual census of manufacturers, 43-250
principal statistics, employment, inventories, 43-250B

Sound recording

See also
Arts
Music
Sound equipment

arts and culture, statistical profile, 87-527
economic impact, 87-532
industries
annual census of manufacturers, 47-250
market, new recordings, sales, revenue, profitability, employment, 87-202
principal statistics, employment, inventories, 47-250B
synopsis, 87-001, 87-004

Soybeans

See also
Dry beans
Grains
Oilseeds
production, crushing, exports of oil and meal, 21-601E no. 4

Special care

See also
Disabled persons
Health care
Hospitals
Institutions
disabled persons, residing in health care institutions, by severity of disability, 82-615 vol. 6
elderly
population, trends, by province, 98-121
residential care facilities, income and expenditures of

establishments, 82-003S suppl. no. 18, 83-237
facilities, directory, by province, 82-003S suppl. no. 7
mental disorders, residential care, income and expenditures of establishments, 82-003S suppl. no. 19, 83-238

Spending, personal

See
Personal spending

Spending, public

See
Government spending

Spinach

See also
Vegetables

production, area, farm value, by province, 22-003

Spirits

See also
Alcoholic beverages
Beverages

control and sales, imports, exports, government revenue, 63-202
industries
annual census of manufacturers, 32-251
principal statistics, employment, inventories, 32-251B

Sporting goods

See also
Sports

industries
annual census of manufacturers, 47-250
principal statistics, employment, inventories, 47-250B

Sports

See also
Physical activity
Recreation

accident rates, by age group and sex, 11-612E no. 3
amateur, 11-402E
commercial spectator, number of businesses, total revenue, by province, by revenue size, revenue by source, client base, expenses, part-time/full-time employment, 63-233
time spent and participation rates by gender, 11-612E no. 4

Sportswear

See also
Clothing

industries
annual census of manufacturers, 34-252
principal statistics, employment, inventories, 34-252B

Spouse's allowance, 86-509

See also
Old age security

Springs

See also
Mattresses
Wire

upholstery and coil, industries
annual census of manufacturers, 41-251
principal statistics, employment, inventories, 41-251B

Sprinkler systems*See also*

Agriculture

contractors, establishments, output, labour, revenue and expenditures, by province, 64-204

Squash*See*

Pumpkins and squash

Squirrel*See also*

Furs

pelts, exports, 23-208

Stadacona, 11-606E*See also*

Quebec (city)

Stamped metal*See also*

Metals

industries

annual census of manufacturers, 41-251

principal statistics, employment, inventories, 41-251B

Standard industrial classification

1986 census user's guide, 99-110E

concordance between Canada and the United States, 12-574E

manual, 12-501E

Standard occupational classification

1986 census user's guide, 99-109E

manual, 12-565E

Staples*See also*

Wire

production and shipments, 41-006

Stationery*See also*

Paper products

campus book store sales, by province, 63-219

industries

annual census of manufacturers, 36-250

principal statistics, employment, inventories, 36-250

Statistical methods*See*

Methodology

Statistical profiles*See also*

Methodology

Canada, 11-511E

human activity and the environment, 11-509E

Toronto, 11-605E

Trois-Rivières, 11-607E

Steel*See also*

Pipes

Structural metal

castings, disposition of shipments, by product, 41-001

industries

annual census of manufacturers, 41-250

principal statistics, employment, inventories, 41-250B

mineral production, by province, 26-202

pipe and tubing, production and shipments, 41-011

plate, industries

annual census of manufacturers, 41-251

principal statistics, employment, inventories, 41-251B

primary forms, production, 41-001

rolled, disposition of shipments, by product, 41-001

wire, production and shipments, 41-006

Stewing hens*See also*

Poultry

production, disposition and farm value, by province, 23-202

Stillbirths*See also*

Births

Mortality

by local areas, 84-542

by month, 82-003S suppl. no. 14

Stock exchange*See also*

Markets

historical data, 11-210

recent data, 11-010

Stocks

and shares, Canada and the United States, comparison,

75-001E vol. 2 no. 1 (p. 29-41)

international transactions, balance of payments, 67-001

historical statistics, 67-508

transactions with non residents, 67-002

Stone*See also*

Quarries

Quarrying

from quarries, shipments by kind and purpose, by province,

26-225

Storage*See also*

Inventories

federal government enterprises, financial statistics, 61-203

industries, financial statistics, quarterly, 61-003

preliminary data, 61-003P

Stores*See also*

Department stores

Retail trade

chain and independent, sales, by province and selected metropolitan area, 63-005

department

monthly sales, by province and metropolitan area, 63-004

sales and stocks, monthly, 63-002

family food expenditures, 62-554
 general merchandise, retail trade, estimated commodity sales,
 commodity by trade group, by province, 1989, 63-541
 merchandising inventories, stocks, stock-sales ratios, 63-014
 number of locations, sales and receipts, by type, by province,
 63-223
 retail trade
 jewellery stores, operating results, by province, 63-609
 men's clothing, operating results, by province, 63-603

Stoves

See also
 Electrical appliances

heating and cooking, volume and value of shipments, 25-002
 production, sales, stocks, exports, monthly, 43-010

Strawberries

See also
 Fruits

frozen
 and canned, pack and stocks, monthly, 32-011
 and fresh, pack and acquisitions, 32-234
 annually, by region, 32-023
 production estimates, by province, 22-003

Streetcars

See also
 Commuters
 Urban transit

passengers, operation, monthly, 53-003

Structural metal

See also
 Steel

industries
 annual census of manufacturers, 41-251
 principal statistics, employment, inventories, 41-251B
 steel
 price index, quarterly, 62-007

Student aid

See also
 Education
 Tuition fees
 Universities

international students studying in Canada, 81-261

Students

See also
 Colleges
 Education
 Graduates
 Postsecondary education
 Universities

full-time, labour force annual averages, by age and sex, 71-220
 international, university, by field and level of study, by province,
 81-261
 labour force, by age, sex, province
 annual averages, 1981-1988, 71-529
 monthly estimates, 71-001
 non-university postsecondary education, community colleges and
 related institutions, enrolment and graduates, by institution,

field, province, 81-222
 postsecondary, science, by field of study, 88-508E
 universities
 enrolment, by province, field of study, registration status, sex,
 81-204
 tuition, additional fees and living accommodation costs, by
 province, by institution, 81-219
 youth, labour market activity survey, by province, 71-207

Subprovincial areas

disabled persons residing in households, demography, lifestyle,
 labour force participation, education, health, 82-603 to
 82-614

Subsidies

See also
 Government transfer payments

federal government
 enterprises, by industry division, 61-203
 national accounts, 13-201
 to industries, allocation by industry, commodity and
 non-commodity subsidies, 11-010 vol. 4 no. 5 (p. 3.1-3.7)
 performing arts companies, 87-209
 publishers, amount and source, 87-210
 research and development, by activity sector, 88-001

Subways

See also
 Commuters
 Urban transit

industry and establishments, revenue and expenses, by
 province, 53-215
 passengers, operation, monthly, 53-003

Sudbury

CT, 1986 census
 dwellings, by period of construction, heating fuel, 95-160
 family income, by income group, 95-160
 household income, by income group, 95-160
 households, tenant, owner, rent and payments, 95-160
 income, by sex, income composition, income group, 95-160
 population, by home, official languages, ethnic origin,
 citizenship, place of birth, immigrants, by period and age at
 immigration, mobility status, education, labour force activity
 by industry division and major occupation group, sex, class
 of worker, 95-160
 population, dwellings, households, census and economic
 family characteristics, 95-159
 map, CMA, 1986 census, 99-116
 population, CMAs
 age, age group, sex, marital status, mother tongue, 1986
 census, 93-156
 census families, by number of children, by family structure,
 1986 census, 93-156
 ethnic origin, home and official languages, by sex, 1986
 census, 93-156
 immigrants, by place of birth, sex and period of immigration,
 1986 census, 93-156
 labour force, by education, occupation, industry group,
 income group, work activity, 1986 census, 93-156
 private households, by economic family status, 1986 census,
 93-156

Sugar

See also
 Food

industries

- annual census of manufacturers, 32-250
- principal statistics, employment, inventories, 32-250B
- raw, acquisitions, stocks, shipments, exports, monthly, **32-013**
- refined, acquisitions, stocks, production, shipments, exports, monthly, 32-013

Sugars and syrups

- See also
- Food
- supply and disposition
 - consumption per capita, 32-229
 - consumption per capita, data sources, conversion factors, 32-509E

Suicides

- See also
- Crimes
- Deaths
- causes, by age, sex and province, 82-003S suppl. no. 11
- women, health profile, 82-542E

Suits

- See also
- Clothing
- Men's clothing

industries

- annual census of manufacturers, 34-252
- principal statistics, employment, inventories, 34-252B

Sulphur

- See also
- Mines
- Mining
- Natural gas
- production, by province, 26-202
- supply of processing plant, by month, by province, 26-006

Summerfallow

- areas, by census division, maps, p. 178

Supermarkets

- See also
- Food
- Retail trade
- Stores
- chains, number of stores, annual sales, historical data, 63-210
- retail trade, estimated commodity sales, commodity by trade group, by province, 1989, 63-541

Supplies

- See also
- Materials and supplies
- Canadian automobile industry, 42-251

Supply and disposition

- See also
- Inventories
- cereals and oilseeds, 22-007
- coke plants, monthly, 45-002
- electric energy, by province, 57-202
- grain trade, 22-201

- fur farms, mink and fox, by province, 23-208
- natural gas, by source province, 57-205
- petroleum products, by type, by province, 45-004
- wheat, oilseeds, coarse grains, 22-007

Support groups

- elderly, 11-612E no. 1, 89-508

Supreme Court of Canada, 85-511E

- See also
- Courts
- Justice
- Law

Surgery

- See also
- Hospitals
- Operations
- classification, 82-562E
- elderly, separations by age and sex, 11-008E no. 21 (p. 11-13)
- hospital treatments, by sex, age group and province, 82-003S suppl. no. 2
- youth, utilization, 82-545E

Survey methodology

- See
- Methodology

Survey questionnaires

- See also
- Methodology

- census handbook, 99-104
- design, development and production, 12-519E
- evaluation, 12-519E
- inventory index, **12-205S**
- on microfiche, inventory, **12-205M**

Surveys

- See also
- Methodology
- Sampling
- directory of survey research organizations, 11-610
- fuel consumption, passenger cars, personal use, by province, quarterly, 53-226
- general social, 11-612E no. 1
- guide, non-mathematical, 12-602E
- health and disability, highlights, 82-563E
- labour force survey, by province and economic region, 1986
 - census, 71-535 no. 5
- men, labour market activity survey, by province, 71-206
- older workers, labour market activity survey, by province, 71-208
- retail commodity, 1989, 63-541
- women, labour market activity survey, by province, 71-205
- youth, labour market activity survey, by province, 71-207

Surviving spouses

- See also
- Deaths
- Unattached individuals
- Widows

- Canada and Quebec pension plans, benefits, 86-507

Survivors pensions*See also*

Pensions

general perspective, 74-401

Suspects, 85-002*See also*

Crimes

Sweaters*See also*

Clothing

industries

annual census of manufacturers, 34-252

principal statistics, employment, inventories, 34-252B

Swimming pools*See also*

Recreation

in owner occupied dwellings, by province, 64-202

Synthetic resins*See also*

Plastic products

industries

annual census of manufacturers, 46-250

principal statistics, employment, inventories, 46-250B

production, 46-002

Syrups*See*

Sugars and syrups

System of national accounts*See*

National accounts

T**Tanks***See also*

Metals

metal, industries

annual census of manufacturers, 41-251

principal statistics, employment, inventories, 41-251B

Tanneries*See also*

Leather and allied products

leather and allied products industries

annual census of manufacturers, 33-251

principal statistics, employment, inventories, 33-251B

Tape recorders*See also*

Sound equipment

households equipped, by province, 64-601

Tapes, 47-250*See also*

Videos

sales, by format, size, origin of financial control and province, 87-202

Tar*See also*

Roofing

Shingles and shakes

roofing, production and shipments of shingles, monthly, by province, 45-001

Target groups*See also*

Elderly

Native peoples

women, statistical report, 89-503E

youth, trends, 89-511

Taverns*See also*

Alcoholic beverages

receipts, by province, monthly, 63-011

Tax Court of Canada, 85-511E**Taxes***See also*

Income tax

annual data, 1961-1986, 13-213S

corporation taxation statistics, by major industry group, **61-208**, 61-208P

electric utilities, 57-202

family income distribution, impact, 1980-1989, 11-010 vol. 4 no. 9 (p. 4.1-4.13)

federal government finances, gross general revenue, 68-211 households, rural and urban areas, 75-001E vol. 2 no. 3 (p. 23-29)

national accounts, 13-201

province, 13-213

regional

disparities, 75-001E vol. 2 no. 4 (p. 51-61)

per capita, high and low, relation to transfer payments, 75-001E vol. 2 no. 4 (p. 51-61)

Tea*See also*

Beverages

industries

annual census of manufacturers, 32-250

principal statistics, employment, inventories, 32-250B

production and stocks, **32-025****Teachers***See also*

Colleges

Education

all levels of education, 81-002

full-time, by level, type of institution, by sex, by province, **81-229**

music, 87-530

occupational classification, 12-565E

post-secondary, science, by field of teaching, 88-508E

universities, full-time, number, age, citizenship and salaries, by rank, sex, field, highest degree earned, by region, **81-241**

university and college full-time, salaries and salary scales, by institution, **81-258**, 81-258P, 81-258S

Teaching kits

See also

Audiovisual materials

Canada's consumer price index, 62-603E

elderly, 11-519E

living alone, 11-518E

lone-parent families, 11-520E

young family home owners, 11-517E

Technicians

See also

Occupations

Technology

employment in research and development, 88-508E

Technologists

See also

Technology

employment, education, 88-002

Technology

See also

Research

changes and increases in industrial productivity, 88-505E

federal government

expenditures, 88-204

scientific and technological establishments, directory, 88-206E

high technology products, international trade, 88-503E

human resources, 88-508E

indicators of science and technology, 88-002

industrial research and development, by industry, 88-202

institutes, research organizations, subsidies and expenditures, by activity sector, 88-001

international payments and receipts, 88-502E

journals, research papers, bibliometrics, 88-501E

summary report, 88-507E

patents, 88-504E

research and development

expenditure price indexes, by industry, 88-509

expenditures, measurements, 88-506E

transfers and flows, 88-502E

Teenagers

See also

Crimes

Youth

offences, charges, by age and sex, by province, 85-522

television viewing time, anglophones, francophones, by province, age groups, 87-208

Telecommunications

See also

Broadcasting

Communications

carriers

and postal and courier services, financial statistics, quarterly, 61-008

finances, operations, employment, construction, **56-201**

industries, **56-001**

annual census of manufacturers, 43-250

principal statistics, employment, inventories, 43-250B

installation, price indexes, quarterly, 62-007

telephone service industry, **56-203**

telephone, services, systems, monthly, **56-002**

Telephones

See also

Telecommunications

historical data, 11-210

households equipped, by province, 64-601

networks, employment and financial statistics, **56-001**

recent data, 11-010

systems, services, operating revenue and expenses

by province, **56-203**

monthly, **56-002**

Television, 56-204

See also

Broadcasting

Videos

cable, operating and financial statements, **56-001**, **56-205**

equipment, industries

annual census of manufacturers, 43-250

principal statistics, employment, inventories, 43-250B

households equipped, by province, 64-202, 64-601

industry, synopsis, 87-001, 87-004

sets, industries

annual census of manufacturers, 43-250

principal statistics, employment, inventories, 43-250B

viewing time

age-sex group, by province, 87-208

children, 11-008E no. 21 (p. 4)

elderly, by age group and sex, 89-519

origin and type of program and origin of station, by province, 87-208

Tenants

See also

Dwellings

housing affordability, trends, 98-130

principal accommodation expenditures, by type of dwelling, **62-555**

Territorial government

employment

and payroll, 72-007

and remuneration, 72-209

Territories

See

Northwest Territories

Yukon

Textbooks

See also

Books

campus bookstore sales, by province, **63-219**

publishers, titles published, sales, 87-210

Textile industries

See also

Clothing

Dyeing and finishing

Industries

definitions and classification index, 12-570E
 financial statistics, quarterly, 61-003, 61-008
 preliminary data, 61-003P
 primary
 annual census of manufacturers, 34-250
 principal statistics, employment, inventories, 34-250

Textile products

industries
 annual census of manufacturers, 34-251
 capacity utilization rates, quarterly, 31-003
 consumption of containers and other packaging supplies, 31-212
 destination of shipments, by province, by industry, 31-530
 employment, by province, by industry, 31-203
 principal statistics
 by province, by industry, 31-203
 employment, inventories, 34-251B
 shipments by major group of industries, monthly data, 31-001
 stocks and shipments, by product type, monthly data, 31-001

Theatre

See also
 Performing arts

 companies, performances, revenue and expenditures, by province, 87-209
 number of businesses, total revenue, by province, by revenue size, revenue by source, client base, expenses, part-time/full-time employment, 63-233

Theft

See
 Robbery

Therapeutic abortions, 82-601

See also
 Abortions
 Contraception

by province, 1970-1988, by age group, 1975-1988, by gestation period, by American state for Canadian residents, by marital status, 82-003S suppl. no. 9
 rates per 100 live births, by province, 82-546
 single women, by age, Canada, 91-535E

Therapy

See also
 Health care

 classification procedures, 82-562E
 respiratory technology, pulmonary function, workload measurement, 83-603

Thermal insulation

See also
 Insulating materials

contractors, establishments, output, labour, revenue and expenditures, by province, 64-204

Thunder Bay

CT, 1986 census
 dwellings, by period of construction, heating fuel, 95-162
 family income, by income group, 95-162
 household income, by income group, 95-162
 households, tenant, owner, rent and payments, 95-162
 income, by sex, income composition, income group, 95-162

population, by home, official languages, ethnic origin, citizenship, place of birth, immigrants, by period and age at immigration, mobility status, education, labour force activity by industry division and major occupation group, sex, class of worker, 95-162
 population, dwellings, households, census and economic family characteristics, 95-161
 map, CMA, 1986 census, 99-116
 population, CMAs
 age, age group, sex, marital status, mother tongue, 1986 census, 93-156
 census families, by number of children, by family structure, 1986 census, 93-156
 ethnic origin, home and official languages, by sex, 1986 census, 93-156
 immigrants, by place of birth, sex and period of immigration, 1986 census, 93-156
 labour force, by education, occupation, industry group, income group, work activity, 1986 census, 93-156
 private households, by economic family status, 1986 census, 93-156

Tiles

See
 Floor, tile, linoleum and coated fabric

Time use

of the elderly, by sex and age group, 11-008E no. 17 (p. 28-30)
 overview, productive activity, paid work, education, domestic activities, shopping and services, child care, personal care, free time, 11-612E no.4

Tin

See also
 Metals
 Mines
 Mining

 mineral production, by province, 26-202

Tire cord fabrics

See also
 Textile products

industries
 annual census of manufacturers, 34-251
 principal statistics, employment, inventories, 34-251B

Tires and tubes

See also
 Rubber products

industries, 33-350

Tobacco

See also
 Field crops
 Smoking

products
 consumer price index, 62-001
 industries
 annual census of manufacturers, 32-251
 capacity utilization rates, quarterly, 31-003
 consumption of containers and other packaging supplies, 31-212
 destination of shipments, by province, by industry, 31-530
 employment, by province, by industry, 31-203

- financial statistics, quarterly, 61-003, 61-008
- preliminary data, 61-003P
- principal statistics
 - by province, by industry, 31-203
 - employment, inventories, 32-251B
- shipments by major group of industries, monthly data, 31-001
- production and disposition, monthly, **32-022**
- shipped by Canadian manufacturers, value and volume, 31-211

Toilet preparations

See also

Chemicals and chemical products

industries

- annual census of manufacturers, 46-250
- principal statistics, employment, inventories, 46-250B

Tomatoes

See also

Vegetables

- field and greenhouse production, area and farm value, by province, 22-003
- supply and disposition
 - consumption per capita, 32-230
 - consumption per capita, data sources, conversion factors, 32-509E
- tomato products, canned
 - pack and stocks, 32-237
 - packed annually, by region, 32-023

Tools

See also

Machinery and equipment

- hand and implements, industries
 - annual census of manufacturers, 41-251
 - principal statistics, employment, inventories, 41-251B

Toronto

- CT, 1986 census
 - dwelling, by period of construction, heating fuel, 95-164
 - family income, by income group, 95-164
 - household income, by income group, 95-164
 - households, tenant, owner, rent and payments, 95-164
 - income, by sex, income composition, income group, 95-164
 - population, by home, official languages, ethnic origin, citizenship, place of birth, immigrants, by period and age at immigration, mobility status, education, labour force activity by industry division and major occupation group, sex, class of worker, 95-164
 - population, dwellings, households, census and economic family characteristics, 95-163
- atlas, demography, education, ethnic origin, lone-parent families, dwellings, employment, income, 1986 census, 98-106
- ethnic groups, by single and multiple origins, 1986 census, 93-154
- federal government scientific and technological establishments, directory, 88-206E
- historical overview, 11-605E
- labour force, by industry division, by occupation type, 1971, 1981, 1986 census, 98-135
- manufacturing, private and public investments, intentions, by province, 61-205
- map, CMA, 1986 census, 99-116
- mother tongue, population, 1986 census, 98-131

population, CMAs

- age, age group, sex, marital status, mother tongue, 1986 census, 93-156
- census families, by number of children, by family structure, 1986 census, 93-156
- ethnic origin, home and official languages, by sex, 1986 census, 93-156
- immigrants, by place of birth, sex and period of immigration, 1986 census, 93-156
- labour force, by education, occupation, industry group, income group, work activity, 1986 census, 93-156
- private households, by economic family status, 1986 census, 93-156

Tourism

See also

Hotels
Industries
Recreation
Travellers
Visitors

- economic impact, **87-401**
- questionnaires on microfiche, 12-205M
- index, 12-205S
- trends, overview, **87-003**

Toys and games

industries

- annual census of manufacturers, 47-250
- principal statistics, employment, inventories, 47-250B

TPI

See

Travel price index

Trade

See also

Domestic trade
International trade
Merchandising
Retail trade
Wholesale trade

- and services, New Brunswick, 11-608
- arts and culture, economic impact, 87-532
- automobiles, production and import sales, 11-010 vol. 4 no. 1 (p. 4.1-4.14)
- automotive, Canadian, imports, exports, 42-251
- capital and repair expenditures, revised intentions, 61-206
- energy, interprovincial transfers, 57-003
- groups, wholesale merchants, sales, percentage changes, 63-008
- historical data, 11-210, 11-516
- industries
 - labour force, by age group, sex, class of worker, weeks worked in 1985, by industry, by province, 1986 census, 93-113
 - number of employees, salaries and wages, by industry, by province, monthly, 72-002
- international, market research handbook, 63-224
- interprovincial
 - destinations of manufacturing shipments, by industry, by province, 31-530
 - electric power, by province, 57-204
- interprovincial, international, trucking industry, 53-222
- labour force

CMAAs, 1981, 1986 census, 93-156

by sex

by detailed industry, (1970 classification), by province,
1971, 1981, 1986 censuses, 93-152

by industry division, by province, 1951 to 1986 censuses,
93-152

merchandising inventories, 63-014

natural gas, with United States, 55-002

occupations, by sex and detailed occupation, 1986 census,
93-157

private and public investments, intentions, by province, 61-205

provincial government enterprises, financial statistics, by

province, 61-204

recent data, 11-010

retail, sales and receipts, number of locations, by type, by
province, 63-223

Trade balance

See also

Inventories

Sales

high technology products, 88-503E

monthly summary, 65-001

overview, 65-503

Trade contractors

See

Contractors

Trade schools

graduates, by sex, field of study, employment, income, trends,
98-134

Trade unions

See

Labour unions

Trading partners, 11-010

Traffickers

See also

Drugs

investigated by RCMP, 85-002 vol. 10 no. 4

Trailers

See also

Dwellings

industries

annual census of manufacturers, 42-251

principal statistics, employment, inventories, 42-251B

Training, vocational

See

Vocational training

Transactions

direct investments, bonds and stocks, balance of payments,
67-001

government, financial management statistics, operations manual,
68-507E

international, current and capital accounts, non-merchandise

transactions, services transactions, investment income,

transfers, assets, liabilities, historical statistics, 67-508

securities with non-residents, 67-002

with non-residents, balance of payments, historical statistics,
67-508

Transborder journeys

See also

Travel

number of air passengers, by city, by city-pair, 51-205

Transfer payments

See

Government transfer payments

Transmission lines

See also

Electricity

Energy

electric energy, by province, 57-202

Transmissions

See also

Motor vehicles

number of passenger cars operated, personal use, distance
travelled, by type, 53-226

Transparent film

See also

Containers

packaging supplies, consumption by manufacturing industries, by
industry, 31-212

Transportation

See also

Air transportation

Freight

Rail transportation

Urban transit

Utilities

CANSIM, minibase series directory, 12-569E

commodity classification, 12-580E

consumer price index, 62-001

directory to microdata, 11-514E

disabled persons, 82-555E

elderly, access to public transportation, use of specialized

vans, problems with long distance travel, 82-615 vol. 1

domestic travels of Canadians, 87-504

energy demand, by province, 57-003

equipment

industries

annual census of manufacturers, 42-251

capacity utilization rates, quarterly, 31-003

consumption of containers and other packaging supplies,
31-212

definitions and classification index, 12-570E

destination of shipments, by province, by industry, 31-530

employment, by province, by industry, 31-203

financial statistics, quarterly, 61-003, 61-008

preliminary data, 61-003P

orders, monthly data, 31-001

principal statistics

by province, by industry, 31-203

employment, inventories, 42-251B

shipments by major group of industries, monthly data,
31-001

stocks and shipments, by product type, monthly data, 31-001

expenditures

by household, number of automobiles or trucks, 62-555
 comparison between Canadian and American households, 75-001E vol. 2 no. 3 (p. 9-22)
 discretionary income families, 11-010 vol. 4 no. 3 (p. 4.1-4.14), 75-001E vol. 3 no. 1 (p. 27-36)
 rural and urban households, 75-001E vol. 2 no. 3 (p. 23-29)

federal government enterprises, financial statistics, 61-203

historical catalogue, 11-512E

historical data, 11-516E

human activity and the environment, 11-509E

industrial research and development, expenditures, 88-202

industries

definitions and classification index, 12-570E

industrial classification, 12-501E

labour force, by age group, sex, class of worker, weeks worked in 1985, by industry, by province, 1986 census, 93-113

number of employees, salaries and wages, by industry, by province, monthly, 72-002

international travellers entering Canada, **66-001**

labour force

CMAAs, 1981, 1986 census, 93-156

by sex

by detailed industry, (1970 classification), by province, 1971, 1981, 1986 censuses, 93-152

by industry division, by province, 1951 to 1986 censuses, 93-152

marine transport, 50-002

occupational classification, 12-565E

occupations, by sex and detailed occupation, 1986 census, 93-157

oil pipeline, by province, monthly, 55-001

passenger bus

urban transit, monthly, **53-003**

urban transit services, **53-215**

pipelines, crude oil and petroleum products, 55-201

private and public

consumer price index, 62-533

investments, intentions, by province, 61-205

provincial government enterprises, financial statistics, by province, 61-204

questionnaires on microfiche, 12-205M

index, 12-205S

rail, **52-216**

railway carloadings, monthly, **52-001**

research and development, expenditure price indexes, 88-509

road motor vehicles

fuel sales, **53-218**

registrations, by province, **53-219**

road transport, fuel consumption, passenger cars, by province, quarterly, **53-226**

surface transport, **50-002**

traffic accidents, health services, 82-540E

trucking industry, **53-222**

water, shipping industry, **54-205**

Trapping

See

Fishing and trapping

Travel

See also

Tourism

Transborder journeys

barriers, disabled persons residing in households, Canada, provinces and territories, 82-602

commuting time, population who commute, distribution of travel time, 11-008E no. 19 (p. 29-30)

deficits and surpluses, 11-008E no. 22 (p. 2-7)

domestic

Canadians and foreign visitors, **87-003**

decline in leisure travel, 11-008E no. 22 (p. 2-7)

province of origin and of destination, by mode of transport, purpose, distance travelled, duration, expenses, overnight, **87-504**

residents and visitors, accommodations, mode of transportation, **87-401**

international

balance of payments, 67-203

between Canada and other countries, 66-201

Canadians and foreign visitors, **87-003**

foreigners, other than American, entering Canada, by country of origin, 66-001P

growth in travelling to the U.S. and overseas, 11-008E no. 22 (p. 2-7)

mode of transport, United States or other countries, 66-001P

number, receipts and payment, 66-001

residents and visitors, accommodation, mode of transportation, **87-401**

services, rental and leasing establishments, total revenue, by province, 63-232

Travel price index, 87-003, 87-401

See also

Indexes

Travellers

See also

Passengers

Tourism

Canadian and foreign, **87-003**

in Canada and other countries, by mode of transport, **87-401**

Canadian residents

destinations, trips, expenses, by province of residence, 66-201

returning, by type of transportation and province of entry, 66-001

domestic travels of Canadians, demographic characteristics, **87-504**

foreign, in Canada

trips, expenses, by type of transportation, by country of origin, 66-201

type of transportation, by country of origin and province of entry, 66-001

non-resident, and returning resident, one or more night trips, by province of entry, by mode of transport, United States or other countries, 66-001P

Trends

apparent per capita meat consumption, 23-203

cancer mortality in British Columbia, by sex, 82-565

cattle, number on farms, 23-203

divorce, life table analysis, by sex, 84-536E

egg feed ratio indexes, 23-202

elderly, 11-519E

electric power generation, 57-204

employment, 71-601 no. 33

by industry group, 1951-1984, 89-507E

grain milling industry, 22-502
 health and health services, 82-540E
 labour and income, 75-001E
 labour force, 71-001P
 by industry division, by occupation type, Canada, Montreal, Toronto, Vancouver, trends, 98-135
 labour market, 71-601 no. 33
 by sex
 by detailed industry, (1970 classification), by province, 1971, 1981, 1986 censuses, 93-152
 by industry division, by province, 1951 to 1986 censuses, 93-152
 for postsecondary graduates, 89-518
 living alone, 11-518E
 lone-parent families, 11-520
 manufacturers inventories, shipments and unfilled orders, 31-001
 manufacturing industries, durable and total capacity utilization rates, 31-003
 marriage
 divorce, international trends, 89-517E
 life table analysis, by sex, 84-536E
 mortality, life table analysis, by sex, 84-536E
 net income, provincial government enterprises, by province, by industry, 61-204
 oilseed production, exports, stocks, canola/rapeseed, soybeans, 21-601E no. 4
 retail trade, seasonal variations, 1972-1982, 16-502
 sales and profit after taxes, industrial corporations, quarterly, 61-003
 social trends, 11-008E
 supply and demand of natural gas, 57-205
 trucking industry, 53-222
 universities
 finances, by province, 81-260
 graduates, employment, by occupation and industry sector, by educational attainment, 89-501E
 unpaid family work, trends, 71-535 no. 2
 wealth distribution, 1970-1984, 13-588 no. 1
 young family home owners, 11-517E

Trois-Rivières

CT, 1986 census
 dwellings, by period of construction, heating fuel, 95-166
 family income, by income group, 95-166
 household income, by income group, 95-166
 households, tenant, owner, rent and payments, 95-166
 income, by sex, income composition, income group, 95-166
 population, by home, official languages, ethnic origin, citizenship, place of birth, immigrants, by period and age at immigration, mobility status, education, labour force activity by industry division and major occupation group, sex, class of worker, 95-166
 population, dwellings, households, census and economic family characteristics, 95-165
 map, CMA, 1986 census, 99-116
 population, CMAs
 age, age group, sex, marital status, mother tongue, 1986 census, 93-156
 census families, by number of children, by family structure, 1986 census, 93-156
 ethnic origin, home and official languages, by sex, 1986 census, 93-156
 immigrants, by place of birth, sex and period of immigration, 1986 census, 93-156
 labour force, by education, occupation, industry group, income group, work activity, 1986 census, 93-156

private households, by economic family status, 1986 census, 93-156
 statistical profile, 11-607E

Trucking

See also
 Transportation
 industry, 53-222
 operating revenue and expenses, shipments, 50-002

Trucks

See also
 Motor vehicles
 Vans
 and rail, transportation comparison, 52-216
 rental and leasing establishments, total revenue, by province, 63-232
 road motor vehicle registrations, by place of residence or by place of issuance of licence, 53-219
 truck bodies, industries
 annual census of manufacturers, 42-251
 principal statistics, employment, inventories, 42-251B

Trust companies

See also
 Financial institutions
 financial statistics, quarterly, 61-006, 61-008

Trusteed pension funds

See also
 Pensions
 financial statistics, 74-201
 quarterly, 74-001
 rates of return, nominal and real, by sector, 75-001E vol. 2 no. 1 (p. 42-51)

Tuberculosis

See also
 Diseases
 active and reactivated cases
 1978-1988, by age group, resulting in death, by sex and age group, 1960-1988, 82-003S suppl. no. 10
 Indian and Inuit children, Canada, 89-520

Tubes

See also
 Pipes
 electric lighting, sales including imports, monthly, 43-009
 steel, production and shipments, 41-011

Tuition fees

See also
 Education
 Universities
 international students, full time, 81-261
 universities
 full-time and foreign students, graduate and undergraduate, by province, by institution, 81-219
 revenue and expenditures, trends, by province, 81-260

Turbines

See also
 Electric power

Machinery and equipment**Power plants****machinery, industries**

annual census of manufacturers, 42-250

principal statistics, employment, inventories, 42-250B

Turbo fuel*See also***Aviation**

aviation, supply, sales and disposition, by province, 45-004

Turkeys*See also***Meat****Poultry**

production, disposition and farm value, by province, 23-202

Typesetting*See also***Printing and publishing****industries**

annual census of manufacturers, 36-251

principal statistics, employment, inventories, 36-251B

U**Unattached individuals***See also***Children****Divorces****Families****Lone-parent families****Marital status****Marriages****Widows**

age, sex and marital status distribution, by single years, age group, by province, 1986 census, 93-101

as percentage of the population in specified age groups, Canada, 91-535E

census families, income, by income group, by province, 1986 census, 93-117

distribution of wealth, 13-580

drug use, sedative-hypnotic drugs, comparison with those living in families, 82-003 vol. 3 no. 1 (p. 33-57)

economic families, income, by income group, by province, 1986 census, 93-118

elderly

by age group and sex, 89-519

low income incidence, by age and sex of head, 1983 and 1988, 11-008E no. 22 (p. 16-20)

support groups, 89-508

trends, by province, 98-121

expenditures, by income, by province, by city, 62-555

food expenditures, by income, by age and sex, 62-554

government transfer payments, dependency, 1971 and 1989, 75-001E vol. 3 no. 2 (p. 51-67)

in private households, by age group and living arrangements, sex and marital status, by province, 1986 census, 93-106

income

after tax, distribution by bracket, 13-210

distribution, 13-208

by income bracket, 13-207

trends, 98-128

inner city areas, trends, 98-123

labour force

characteristics, by province, 1977-1984, 71-533

historical data, 71-201

life table analysis, by sex, 84-536E

lifestyle, teaching kit, 11-518E

men, labour market activity survey, by province, 71-206

older workers, labour market activity survey, by province, 71-208

population structure and dynamics, health status, life expectancy, 82-543

single, divorced, widowed, trends, 89-517E

wealth distribution, 1970-1984, 13-588 no. 1

women

labour market activity survey, by province, 71-205

statistical report, 89-503E

youth, labour market activity survey, by province, 71-207

Undergraduate degree*See also***Education****Postsecondary education****Universities**

enrolment, by province, field of study, registration status, sex, 81-204

Underwear*See also***Clothing****industries**

annual census of manufacturers, 34-252

principal statistics, employment, inventories, 34-252B

Unearned revenue*See also***Revenue**

performing arts companies, 87-209

Unemployment*See also***Employment****Labour****Unemployment insurance**

all year and part of the year, by pension plan coverage, 71-217

and population ratio, 75-001E vol. 2 no. 4 (p. 62-70)

disabled adults, by work limitation status, 98-126

duration, by age and sex

1980 and 1989, 75-001E vol. 3 no. 1 (p. 37-45)

and type of work sought, province

annual averages, 1981-1988, 71-529

monthly estimates, 71-001

family status, 75-001E vol. 3 no. 1 (p. 37-45)

historical data, 11-210

inequality in distribution, 75-001E vol. 2 no. 3 (p. 61-66)

labour force

activity, by sex, age group, marital status, highest level of schooling, by province, 1986 census, 93-111

annual averages

by reason of leaving last job, type of work sought and

methods of job search, by age and sex, 71-220

duration, activity prior to unemployment by age and sex, 71-220

by province, by sex, 71-001P

men

- and women, international comparison, 1965 and 1987, 75-001E vol. 2 no. 4 (p. 62-70)
- labour market activity survey, by province, 71-206

older workers, labour market activity survey, by province, 71-208

pension plan coverage, 71-217

rates, 11-002E

- and level, average duration, 75-001E vol. 2 no. 1 (p. 8-16)
- annual average by quartile of region, 75-001E vol. 2 no. 3 (p. 61-66)
- by age and sex, 1980 and 1989, 75-001E vol. 3 no. 1 (p. 37-45)
- by province, 11-008E no. 18 (p. 16-19)
- labour markets, year-end review, 75-001E vol. 3 no. 1 (suppl.)
- 1990, 11-010 vol. 4 no. 2 (p. 3.1-3.20)
- methodology, supplementary measures, 71-601 no. 41
- official and based on hours, 75-001E vol. 2 no. 1 (p. 73-77)
- population, by sex, participation rates, age group, education, by province, 1986 census, 93-110
- women as primary earners, 75-001E vol. 2 no. 1 (p. 64-72)

recent data, 11-010

- postsecondary graduates, 89-518

regional, 11-008E no. 16 (p. 24-26)

seasonally adjusted estimates

- age-sex distribution, by metropolitan and economic areas, 71-001P
- seasonal factors, historical data, 71-201

unemployment insurance statistics, claims, benefits, beneficiaries

- entrance requirements, by age, by sex, by province, monthly, 73-001
- contributions, by sex, by province, by type of benefit, monthly, annual series, 73-202S

women

- 1986, 98-125
- by province, 71-534
- labour market activity survey, by province, 71-205

year-end review, 1990, 11-010 vol. 4 no. 2 (p. 3.1-3.20)

youth

- labour market activity survey, by province, 71-207
- trends, 1981-1986, 98-124

Unemployment insurance

See also

- Employee benefits
- Insurance
- Retirement
- Social security
- Unemployment

absent workers, compensations, 71-601 no. 32

as an income source

- government transfer payments, 75-001E vol. 2 no. 3 (p. 50-60)
- individuals and aggregate income, by income group and province, 1986 census, 93-114

beneficiaries, by postal areas, 17-202 to 17-206

benefit periods, beneficiaries, contributors and contributions, 73-201

claims, benefits, beneficiaries

- contributions, by sex, by province, monthly, annual series, 73-202S
- entrance requirements, by age, by sex, by province, monthly, 73-001

cost, benefits, contributions, 86-506

Unfilled orders

See also

- Inventories
- Sales

historical data, 11-210

recent data, 11-010

Unincorporated businesses

See

- Persons and unincorporated businesses

Unincorporated places

geographical classification, place names, reference list, population, by classification code, by province, 1986 census, 92-121 to 92-123

population, location, 1986 census, 92-105

Unions

See

- Labour unions

Unit labour cost

See also

- Labour

indexes by industry, historical data, 15-204

manufacturing sector, Canada's international competitiveness, 75-001E vol. 2 no. 2 (p. 9-18)

United States

agriculture, grain production, commodity programs, summary, 21-601E no. 7

balance of payments, technology, 88-502E

Canadian imports by foreign controlled enterprises, by commodity, 67-509

CANSIM, minibase series directory, 12-569E

high technology products, trade balance, 88-503E

tourism travellers

- expenditures, outdoor recreation, 87-401
- increase of Canadians travelling to the U.S., 11-008E no. 22 (p. 2-7)

United States/Canada

air traffic, passenger origin and destination, 51-205

farm account comparison, 21-602E no. 4

household expenditures, comparison, 75-001E vol. 2 no. 3 (p. 9-22)

imports, by province of clearance, by U.S. State and mode of transport, 65-203

industrial classification, concordance tables, 12-574E

international trade, by region, 65-503

international travellers

- by mode of transport, 66-001P
- trips and expenses, 66-201

migration, demographic, social, labour force, employment and income characteristics, 91-530E

overview comparison, 11-511E

scientific research papers, world shares, 88-501E

trucking industry, 53-222

wealth distribution, comparison, 75-001E vol. 2 no. 1 (p. 29-41)

Universities

See also

- Education
- Employment

Graduates

Post-secondary education

Students

Tuition fees

accommodations, residence and institution's housing, single and married students, room and board, by province, by institution,

81-219elderly, full-time and part-time enrolment, by level and age group, **89-519**employed persons in science, by occupation, by educational attainment, **88-508E**

enrolment

degrees, **81-204**graduates, professors, finance, educational attainment, by province, **81-229**staff, finance, **81-002**federal government payments, science and technology, **88-204**

graduates

by sex, field of study, employment, income, trends, **98-134**

employment by occupation and industry sector, by

educational attainment, 1971-1978, **89-501E**labour market, **89-518**number, enrolment, expenses, degrees, by province, **81-220**nursing programs, **83-226**admission, enrolment, graduation, **82-003S** suppl. no. 22revenue and expenditures, trends, by province, **81-260**schooling level, by detailed field of study, by sex, age group and province, **1986** census, **93-110**science and technology, professors, scientists, technologists, **88-002**

teachers

full-time, number, age, citizenship and salaries, by rank, sex,

field, highest degree earned, by region, **81-241**

salaries and salary scales of full-time staff, by institution,

81-258, **81-258P**, **81-258S**tuition, additional fees and living accommodation costs, by province, by institution, **81-219****University schools of nursing**

See also

Nurses

admission, enrolment, graduation, by province, **82-003S** suppl. no. 22, **83-226****Unpaid family workers**by detailed industry, sex, by province, **1986** census, **93-113**by detailed occupation, industry, sex, province, **1986** census, **93-112****Uranium**

See

Fuel

Metals

Mines

Mining

Urban areas

See also

Census agglomerations

Census metropolitan areas

Cities

Geographical classification

comparison, 1981, **1986** census, **99-106E**dual-earner families, **13-588** no. 3elderly, by province, **98-121**families and unattached individuals, expenditures, **62-555**family food expenditures, **62-554**

forward sortation area maps, p. 176-177

geographical classification, **12-571** to **12-573**growth rates, migration and international comparison **11-008E** no. 21 (p. 23-27)inner cities in transition, **11-008E** no. 16 (p. 27-30)inner city, population, demography, households and families, ethnicity, socio-economic characteristics, trends, **98-123**literacy and numeracy skills, adult, **89-525E**maps, CMAs, CAs, **1986** census, **99-116**

population

1981-1986, urban and rural areas, national and provincial

ranks, decreasing order, land area, population density,

1986 census, by province, **92-109** to **92-120****1986** census, **98-120**reference list of EAs, by CSD, CD, **1986** census, by provinceAtlantic provinces, **99-117**Ontario, **99-119**Quebec, **99-118**western provinces and territories, **99-120**size, population and dwellings, selected characteristics, Canada and provinces, **1986** census, **94-129**statistical profile, **11-511E**vital statistics, **84-542****Urban geography**

See also

Urban areas

CMAs, **12/25**, demography, family and social characteristics,dwellings, employment, income, for each CMA, **1986** census,**98-101** to **98-112**Toronto, **11-605E**Trois-Rivières, **11-607E****Urban transit**

See also

Automobiles

Buses

Commuters

Road transport

Transportation

establishments, revenue and expenses, by province, **53-215**fare passengers, monthly, by province, **53-003**historical data, **11-210**motor carrier passenger industry, principal statistics, **53-215**recent data, **11-010****Utilities**

See also

Communications

Electric power

Natural gas

Transportation

Water supply

capital and repair expenditures, by utility, revised intentions, **61-206**directory to microdata, **11-514E**electric power, revenue and expenses, taxes, **57-202**expenditures, intentions, by region, by province, **61-205**federal government enterprises, financial statistics, **61-203**

gas

receipts, sales, dispositions, by province, monthly, **55-002**

transport and distribution systems, sales and revenue,
storage, financial statistics, 57-205
historical catalogue, 11-512E
industries
financial statistics, quarterly, 61-003
preliminary data, 61-003P
industrial classification, 12-501E
labour force, by age group, sex, class of worker, weeks
worked in 1985, by industry, by province, 1986 census,
93-113
labour force, by sex
by detailed industry, (1970 classification), by province, 1971,
1981, 1986 censuses, 93-152
by industry division, by province, 1951 to 1986 censuses,
93-152
New Brunswick, 11-608
provincial government enterprises, financial statistics, by
province, 61-204

V

Vacation homes

See also
Dwelling
Recreation

households owning, by province, 64-202, 64-601

Vacuum cleaners

See also
Electrical appliances

domestic, production and factory shipments, 43-003

Valves

See also
Metals

metal, industries
annual census of manufacturers, 41-251
principal statistics, employment, inventories, 41-251B

Vancouver

CT, 1986 census
dwellings, by period of construction, heating fuel, 95-168
family income, by income group, 95-168
household income, by income group, 95-168
households, tenant, owner, rent and payments, 95-168
income, by sex, income composition, income group, 95-168
population, by home, official languages, ethnic origin,
citizenship, place of birth, immigrants, by period and age at
immigration, mobility status, education, labour force activity
by industry division and major occupation group, sex, class
of worker, 95-168
population, dwellings, households, census and economic
family characteristics, 95-167
atlas, demography, education, ethnic origin, lone-parent families,
dwellings, employment, income, 1986 census, 98-112
ethnic groups, by single and multiple origins, 1986 census,
93-154
labour force, by industry division, by occupation type, 1971,
1981, 1986, 98-135
manufacturing, private and public investments, intentions, by
province, 61-205
map, CMA, 1986 census, 99-116
mother tongue, population, 1986, 98-131

population, CMAs
age, age group, sex, marital status, mother tongue, 1986
census, 93-156
census families, by number of children, by family structure,
1986 census, 93-156
ethnic origin, home and official languages, by sex, 1986
census, 93-156
immigrants, by place of birth, sex and period of immigration,
1986 census, 93-156
labour force, by education, occupation, industry group,
income group, work activity, 1986 census, 93-156
private households, by economic family status, 1986 census,

Vans

See also
Motor vehicles
Trucks

fuel consumption survey, 53-007
number operated, kilometres driven, fuel consumed, fuel
consumption ratio, 53-007

Varnish

See
Paint

Veal

See also
Cattle
Meat

frozen stocks, imports and exports, 23-203

Vegetable oils

See also
Oils and fats
Oilseeds

production, sales and stocks, monthly, 32-006

Vegetables

See also
Crops
Farms
Food
Horticulture
Names of vegetables

1986 census, 1971 to 1986 census data, Canada, by type, by
province, 96-102
for each province, by type, agricultural region and census
division, 96-103 to 96-112
canned and frozen
industry, by region, 32-023
pack and stocks, 32-011
commercial and processing, production, area, farm value, by
province, 22-003
consumption, average annual, 1967-1988, 11-008E no. 19
(p.2-5)
crops, areas, spatial distribution, 1986 census, 96-113
greenhouse grown
value and production, by province, 22-202
industries
annual census of manufacturers, 32-250
principal statistics, employment, inventories, 32-250B
mixed, canned and frozen
pack and stocks, 32-240
monthly, 32-011

- packed annually, by region, 32-023
- production, by type, by province, 21-522E
- supply and disposition
 - consumption per capita, 32-230
 - consumption per capita, data sources, conversion factors, 32-509E

Vending machines

- See also*
- Retail trade

- operators, types, numbers and sales, distribution, by province, 63-213

Veneer and plywood

- See also*
- Forestry
- Forests
- Logging
- Lumber
- Paper and allied products
- Particleboard
- Plywood
- Pulp and paper
- Sawmills
- Wood

- industries
 - annual census of manufacturers, 35-250
 - mills, capital and repair expenditures, 25-202
 - principal statistics, employment, inventories, 35-250B

Vessels

- See also*
- Boats
- Cargo
- Shipbuilding
- Shipping
- Water transportation

- domestic and international, activity by port, 54-205

Veterans

- See also*
- Disabled persons

- pensions and allowances, 86-511

Victimization, 11-612E no. 2

- criminal, rates
 - by 1,000 population, Canada, 11-612E no. 2
 - perception of risk, 85-002 vol. 11 no. 1
- elderly, by urban/rural area and sex, frequency of victimization, defensive behaviours, by age group, 89-519

Victims

- See also*
- Crimes

- children, as victims of homicides and assaults, by age group and by sex and relationship to the accused, 85-002 vol. 11 no. 8
- criminal
 - injuries compensation, 86-502
 - victimization rates by 1,000 population, Canada, 11-612E no. 2
- homicides, by age, sex and marital status
 - 1989, 85-002 vol. 10 no. 14
 - 1990, 85-002 vol. 11 no. 15

- of household
 - and of personal crimes, 85-002 vol. 10 no. 16
 - property crimes, 11-008E no. 16 (p. 15-17)
- of violence
 - by age and sex, by victim/accused relationship, 85-002 vol. 10 no. 10
 - rates
 - 1962-1989, 85-002 vol. 10 no. 15
 - by region and sex, relationship between assailants and victims, reasons for not reporting violent incidents to police, 11-008E no. 17 (p. 10-13)
- of wife assaults, 85-002 vol. 10 no. 7
- reasons for reporting or not reporting victimization to the police, 85-002 vol. 10 no. 16
- services, 11-008E no. 19 (p. 11)

Victoria

- CT, 1986 census
 - dwellings, by period of construction, heating fuel, 95-170
 - family income, by income group, 95-170
 - household income, by income group, 95-170
 - households, tenant, owner, rent and payments, 95-170
 - income, by sex, income composition, income group, 95-170
 - population, by home, official languages, ethnic origin, citizenship, place of birth, immigrants, by period and age at immigration, mobility status, education, labour force activity by industry division and major occupation group, sex, class of worker, 95-170
 - population, dwellings, households, census and economic family characteristics, 95-169
- map, CMA, 1986 census, 99-116
- population, CMAs
 - age, age group, sex, marital status, mother tongue, 1986 census, 93-156
 - census families, by number of children, by family structure, 1986 census, 93-156
 - ethnic origin, home and official languages, by sex, 1986 census, 93-156
 - immigrants, by place of birth, sex and period of immigration, 1986 census, 93-156
 - labour force, by education, occupation, industry group, income group, work activity, 1986 census, 93-156
 - private households, by economic family status, 1986 census, 93-156

Videos

- See also*
- Audiovisual materials
- Films
- Tapes
- Television

- distribution, 63-207
- economic impact, 87-532
- municipal, provincial and federal expenditures
 - by province, 87-206
 - overview, 87-517
- production
 - and distribution industries, number of businesses, total revenue, by province, by revenue size, revenue by source, client base, expenses, part-time/full-time employment, 63-233
 - film industry, 87-204
 - principal statistics of establishments, revenue, 63-206
 - recorders, households equipped, by province, 64-202

Violence

See also

Crimes
Offences

against women, rates of wife assaults, extent of injuries suffered, psychological consequences, reported to the police, reasons for not reporting to the police, 85-002 vol. 10 no. 7
crimes

police reported, by province, by offence type, **85-205**
rates and by major categories, 85-002 vol. 10 no. 9
residential incidents and occupancy status, 85-002 vol. 10 no. 10

health services, 82-540E

personal and household victimization, Canada, 11-612E no. 2

victimization, rates by region and sex, 11-008E no. 17
(p. 10-13)

young offenders, 85-002 vol. 10 no. 5

Visitors

See also

Tourism

heritage institutions, by province, 87-207

Visual arts

See also

Arts

arts and culture, statistical profile, 87-527

Visually impaired

See

Blind persons

Vital statistics

See also

Births
Demography
Divorces
Fertility
Life expectancy
Marriages
Mortality
Population

births, 82-003S suppl. no. 14

deaths

by age, sex and province, 82-003S suppl. no. 15
causes

by age and sex, province
detailed category, 82-003S suppl. no. 11
summary list, 82-003S suppl. no. 12
leading, by age group, 82-003S vol. 1 no. 1

divorces, by age, province, year of marriage, grounds for divorce, number of children, 82-003S suppl. no. 17

marriages, by age, marital status, province, religious denomination, 82-003S suppl. no. 16

population

births, deaths and marriages, by local areas, 84-542
structure and dynamics, health status, life expectancy, 82-543

Vocational rehabilitation

social allowances and welfare, 86-510

Vocational schools

See also

Education

educational staff, number and salaries, by staff position, field, sex, by province, 81-254
enrolment, staff, finance, 81-002

Vocational training

See also

Colleges
Occupations
Postsecondary education

apprenticeship programs, graduates and drop-outs, 75-001E vol. 3 no. 1 (p. 7-15)

financial statistics, by province, 81-208

industries and government, participation and expenditures, 75-001E vol. 2 no. 4 (p. 21-31)

Volunteers, 71-534 no. 4

See also

Labour force

elderly

proceedings of a symposium on social supports, 89-514E

report on volunteer work and unpaid help to others, volunteer

movement versus self-help movement, need to provide a structure for activities, 89-514E

support groups, 89-508

profile, organizations, activities, time spent, 75-001E vol. 2 no. 2 (p. 41-49)

time spent and participation rates by gender, 11-612E no. 4

W**Waterboard**

See also

Building board
Wood

industries

annual census of manufacturers, **35-250**

principal statistics, employment, inventories, 35-250B

production, stocks and shipments, 36-003

Wages

See

Salaries and wages

Wales/England/Canada

farm account comparison, 21-602E no. 4

Washing machines

See also

Electrical appliances

households equipped, by province, 64-202, 64-601

production, sales, stocks, exports, monthly, **43-010**

Wastes

See also

Sewers

human activity and the environment, 11-509E

Watches

See

Clocks and watches

Water facilities

See also

Water supply

drilling, contractors, establishments, output, labour, revenue and expenditures, by province, 64-210
heavy engineering contractors, 64-209

Water supply

See also

Households
Sewers
Utilities

household facilities and equipment, by province, 64-601
single dwellings, by province, 64-202

Water transportation

See also

Carriers
Ports
Shipping
Transportation

shipping industry, **54-205**
water carriers, cargo shipments, ports, 50-002

Wealth

See also

Assets
Capital
Debt
Finance
High income families
Homeownership
Income
Income distribution
Investments
Low income
Personal savings

distribution

changes, 1970-1984, 13-588 no. 1
composition, holdings and assets, comparison between
Canada and the United States, 75-001E vol. 2 no. 1
(p. 29-41)

dual-earner families, 13-588 no. 3

families

and unattached individuals, **13-580**

with working wives, 13-578

pensions and incomes of the elderly, 1971-1985, 13-588 no. 2

Weapons

violent offences, number of cases heard in youth court, 85-002
vol. 10 no. 5

Welfare

See also

Health and welfare
Social assistance
Social services

social allowances, **86-510**

Wheat and wheat flour

See also

Farms
Flour
Grains

area seeded

by census division, maps, p. 178

by type, spatial distribution, 1986 census, trends, 96-113
production and stocks, by province, 22-002

exports, **22-201**, 22-522E

milling industry, overview, 22-502

supply and disposition, marketing exports, 22-007

White collar workers

See also

Workers

occupational classification, 12-565E

Wholesale merchants

See also

Retail trade

levels of stocks, stock sales ratios, by major trade group,
monthly, 63-014

number of establishments, sales, principal statistics, by type of
business, **63-226**

Wholesale trade

See also

Commerce
Retail trade

arts and culture, economic impact, 87-532

federal government enterprises, financial statistics, 61-203

industries

financial statistics, quarterly, 61-003

preliminary data, 61-003P

industrial classification, 12-501E

provincial government enterprises, financial statistics, by
province, 61-204

sales, by major trade group and region, percentage changes,
63-008

wholesale merchants, agents and brokers, number of
establishments, sales, principal statistics, by type of business,
63-226

Widows

See also

Deaths
Unattached individuals

age, sex and marital status distribution, by single years, age
group, by province, 1986 census, 93-101

Canada and Quebec pension plans, 86-507

elderly, trends, by province, **98-121**

life table analysis, 84-536E

trends, 89-509, 89-517E

Wildlife

See also

Zoos

furs, 11-402E

human activity and the environment, 11-509E

Wildpelts

See also

Fishing and trapping
Furs

production, imports, exports, 23-207, 23-208

Windows

metal, industries

annual census of manufacturers, 41-251

principal statistics, employment, inventories, 41-251B

wooden, industries

- annual census of manufacturers, 35-250
- principal statistics, employment, inventories, 35-250B

Windsor

CT, 1986 census

- dwellings, by period of construction, heating fuel, 95-172
- family income, by income group, 95-172
- household income, by income group, 95-172
- households, tenant, owner, rent and payments, 95-172
- income, by sex, income composition, income group, 95-172
- population, by home, official languages, ethnic origin, citizenship, place of birth, immigrants, by period and age at immigration, mobility status, education, labour force activity by industry division and major occupation group, sex, class of worker, 95-172
- population, dwellings, households, census and economic family characteristics, 95-171

map, CMA, 1986 census, 99-116

population, CMAs

- age, age group, sex, marital status, mother tongue, 1986 census, 93-156
- census families, by number of children, by family structure, 1986 census, 93-156
- ethnic origin, home and official languages, by sex, 1986 census, 93-156
- immigrants, by place of birth, sex and period of immigration, 1986 census, 93-156
- labour force, by education, occupation, industry group, income group, work activity, 1986 census, 93-156
- private households, by economic family status, 1986 census, 93-156

Wines

See also

Alcoholic beverages

- control, sales, imports, exports, government revenue, 63-202
- industries

- annual census of manufacturers, 32-251
- principal statistics, employment, inventories, 32-251B

Winnipeg

1986 census highlights, 11-008E no. 16 (p. 31-33)

CT, 1986 census

- dwellings, by period of construction, heating fuel, 95-174
- family income, by income group, 95-174
- household income, by income group, 95-174
- households, tenant, owner, rent and payments, 95-174
- income, by sex, income composition, income group, 95-174
- population, by home, official languages, ethnic origin, citizenship, place of birth, immigrants, by period and age at immigration, mobility status, education, labour force activity by industry division and major occupation group, sex, class of worker, 95-174

- population, dwellings, households, census and economic family characteristics, 95-173

atlas, demography, education, ethnic origin, lone-parent families, dwellings, employment, income, 1986 census, 98-108

map, CMA, 1986 census, 99-116

population, CMAs

- age, age group, sex, marital status, mother tongue, 1986 census, 93-156
- census families, by number of children, by family structure, 1986 census, 93-156
- ethnic origin, home and official languages, by sex, 1986 census, 93-156

- immigrants, by place of birth, sex and period of immigration, 1986 census, 93-156

- labour force, by education, occupation, industry group, income group, work activity, 1986 census, 93-156

- private households, by economic family status, 1986 census, 93-156

Wire

See also

Fencing

Metals

Steel

industries

- annual census of manufacturers, 41-251
- principal statistics, employment, inventories, 41-251B

products

industries

- annual census of manufacturers, 41-251
- principal statistics, employment, inventories, 41-251B
- production and shipments, 41-006
- wires and cables, industries
- annual census of manufacturers, 43-250
- principal statistics, employment, inventories, 43-250B

- steel and specified wire products, production and shipments, 41-006

Wives

See also

Employment

Families

Women

- families, 1986 census, 93-107

- income, ratio of wife's earnings on dual-earner families, 13-215

- labour force characteristics, by province, 1977-1984, 71-533

- low income, effect of wife's earnings, by age of wife and earnings status of spouses, 13-215

- with children aged 5 or under, labour force participation, 98-127

Wolf

See also

Furs

- pelts, exports, 23-208

Women, 89-503E

See also

Maternity benefits

- abortions, by province, 1970-1988, by age group, 1975-1988,

- by gestation period, by American state for Canadian residents, by marital status, 82-003S suppl. no. 9

- alcohol and drug use, 75-001E vol. 2 no. 3 (p. 30-41)

- births, low income and unfavourable outcome, by income quintile, by age, parity, marital status, country of birth, 1986, 82-003 vol. 3 no. 1 (p. 7-31)

- child care arrangements, 71-601 no. 31, 75-001E vol. 3 no. 2 (p. 68-76)

- computer use, in the workplace and at home, by age, by education and by occupation, 75-001E vol. 3 no. 2 (p. 38-50)

- conjugal violence, rates of wife assaults, extent of injuries suffered, psychological consequences, reported to the police, reasons for not reporting to the police, 85-002 vol. 10 no. 7

- criminal activity

- and victimization, youth, adults, 89-503E

- as suspects charged and admitted to corrections, 85-002 vol. 10 no. 20
- disabled persons
 - activity, by educational attainment, 71-535 no. 1
 - in households by education, nature of disability, income, labour force, 82-615 vol. 2
- drug use, sedative-hypnotic drugs, working and non-working women, 82-003 vol. 3 no. 1 (p. 33-57)
- earnings, **13-217**
 - and family incomes, 75-001E vol. 3 no. 2 (p. 27-37)
 - hourly, by age group and educational attainment, 71-601 no. 38
- education, universities, community colleges, trade and vocational schools, enrolment and degrees, 89-503E
- educational staff
 - community colleges and public trade schools, by staff position, field and province, 81-254
 - school administration, full-time staff in the public school by sex, 11-008E no. 18 (p. 24-25)
- elderly, 11-519E
 - longevity, health, 89-515
- employment
 - by firm size, 11-010 vol. 4 no. 7 (p. 4.1-4.10)
 - by occupational group, 11-008E no. 18 (p. 21-23)
 - equity, 11-008E no. 22 (p. 26-28)
 - federal government, 72-209
 - growth in labour force, 75-001E vol. 2 no. 2 (p. 58-68)
 - metal mines, 26-223
 - non-metal mines, 26-224
- enrolment in universities, part-time, full-time, by level, by province, 81-204
- family, marriages, divorces, births, fertility rates, child care, 89-503E
- farm operators, 1986 census, 96-113
- health
 - life expectancy, death rates, alcohol consumption, smoking, drugs, physical activity, 89-503E
 - profile, 82-542E
- housing and households, 89-503E
- immigrant and non-immigrant population, by sex, by period of immigration, by province, 1986 census, 93-155
- income
 - as primary earners, 75-001E vol. 2 no. 1 (p. 64-72)
 - overview 1951-1981, 13-581E
 - sources, by family type, unattached individuals, by age group, **89-503E**
- index to data, 11-523E
 - annual averages, 1981-1988, 71-529
 - by province, by industry, 71-201
 - characteristics, by province, 1977-1984, 71-533
 - monthly estimates, 71-001
- labour force
 - activity, population, by age group, marital status, by presence of children, by province, 1981, 1986 census, 93-111
 - employment, by industry and occupation, unemployment, earnings, 89-503E
 - inner city areas, trends, 98-123
 - participation
 - by industry division, by occupation type
 - Canada, Montreal, Toronto, Vancouver, trends, 98-135
 - marital status, trends, 98-125
 - educational attainment, employment income, 75-001E vol. 2 no. 2 (p. 58-68)
 - international comparison, 1965 and 1987, 75-001E vol. 2 no. 4 (p. 62-70)
 - rate increase, 75-001E vol. 2 no. 1 (p. 8-16)
 - rates, employment, unemployment, earnings and income, **71-534**
 - wives with children aged 5 or under, 98-127
 - labour market activity survey, by province, 71-205
 - labour union memberships, 71-202
 - life tables, Canada and provinces, 82-003S suppl. no. 13, 84-532
 - living
 - alone, 11-518E
 - in common-law families, by age groups, Canada and selected European countries, 91-535E
 - marital status, life table analysis, 84-536E
 - minority groups, aboriginal, immigrants, disabled persons, ethnicity, education, labour force, 89-503E
 - occupations
 - by age group, sex, marital status, mother tongue, ethnic origin, period of immigration, schooling level, class of worker, industry division, employment income, family characteristics, by occupation, (1980 classification), 1986 census, 93-157
 - census data, 1891-1991, 75-001E vol. 3 no. 2 (p. 8-16)
 - non-traditional, 1971 and 1986 censuses, 75-001E vol. 2 no. 2 (p. 58-68)
 - offences, number and rate charged by selected offences and comparison with males, 85-002 vol. 10 no. 20
 - offenders
 - admissions, offender and offence characteristics, sentences, 85-002 vol. 11 no. 6
 - in the provincial/territorial corrections systems, 85-002 vol. 11 no. 6
 - paid workers and self-employed, 71-536
 - pension plans, growth in contributions to retirement pension plans, 75-001E vol. 2 no. 4 (p. 9-20)
 - population
 - marital status, by age, 89-503E
 - structure and dynamics, health status, life expectancy, 82-543
 - relationship of multiple roles and employment to physical health, 89-514E
 - schooling level, field of study, employment, income, trends, 98-134
 - single and married, fertility, 91-524E
 - sleep patterns, 11-008E no. 19 (p. 16-17)
 - television viewing time, anglophones, francophones, by province, age group, 87-208
 - therapeutic abortions, 82-546, 82-601
 - unemployment
 - insurance contributions and benefits, by age, province, 86-506
 - rate, 1980 and 1989, 75-001E vol. 3 no. 1 (p. 37-45)
 - university teachers, full-time, number, age, citizenship and salaries, by rank, field, highest degree earned, by region, 81-241
 - unpaid family work, trends, 71-535 no. 2
 - vocational training, apprenticeship programs, 75-001E vol. 3 no. 1 (p. 7-15)
 - with children, labour force participation, 71-534

Women's clothing

 - See also
 - Clothing
 - Men's clothing
 - chains, number of stores, annual sales, historical data, 63-210
 - industries
 - annual census of manufacturers, 34-252
 - principal statistics, employment, inventories, 34-252B

retail trade, estimated commodity sales, commodity by trade group, by province, 1989, 63-541

Wood

See also

Forestry
Forests
Logging
Lumber
Paper and allied products
Particleboard
Plywood
Pulp and paper
Pulpwood
Sawmills
Waferboard
Woodpulp

fibre products, rigid insulating board, production and shipments, 36-002

industries

annual census of manufacturers, **35-250**
capacity utilization rates, quarterly, 31-003
capital and repair expenditures, 25-202
consumption of containers and other packaging supplies, 31-212
destination of shipments, by province, by industry, 31-530
employment, by province, by industry, 31-203
financial statistics, quarterly, 61-003, 61-008
preliminary data, 61-003P
furniture and fixtures industries
annual census of manufacturers, 35-251
household, quarterly shipments, 35-007
principal statistics, employment, inventories, **35-251B**
preservations, 35-250
principal statistics, by province, by industry, 31-203
employment, inventories, 35-250B
shipments by major group of industries, monthly data, 31-001
stocks and shipments, by product type, monthly data, 31-001
residue received by domestic mills, by province, 25-001

Wood and paper industries

See

Pulp and paper

Wood pulp

See also

Forestry
Forests
Logging
Lumber
Paper and allied products
Particleboard
Plywood
Pulp and paper
Pulpwood
Sawmills
Veneer and plywood
Wood

industries

annual census of manufacturers, **36-250**
principal statistics, employment, inventories, 36-250B
production and shipments by kind, by province, 25-202

Woodworkers

See also

Occupations

occupational mortality, by cause, British Columbia, 84-544

Woodworking machinery

See also

Machinery and equipment

industries

annual census of manufacturers, 42-250
principal statistics, employment, inventories, 42-250B

Wool

See also

Sheep

production and supply, farm values, exports, imports, **23-203**

yarn and cloth industry, 34-250

principal statistics, employment, inventories, 34-250B

Work

See

Employment

Work force

See

Labour force

Work injuries

See also

Accidents
Employment
Worker's compensation

accident rates, by age group and sex, 11-612E no. 3

by sex and age group, nature, industry, province, 72-208

Workers

See also

Employment
Labour force
Occupations

1985, weeks worked

by detailed

industry, sex, province, 1986 census, 93-113

occupation, sex, by province, 1986 census, 93-112

age group, sex, marital status, mother tongue, ethnic origin, period of immigration, schooling level, class of worker, industry division, employment income, family characteristics, by occupation, (1980 classification), 1986 census, 93-157
by occupation, minor groups, sex and occupation reported and imputed, Canada, user's guide, 1986 census, 99-109E
compensation boards, administration, funding, coverage, benefits, 86-501

detailed industry, by sex, age groups, by province, 1986 census, 93-113

employment

income

by detailed occupation, sex

activity, by province, 1981 census, 93-116

schooling level, age group, 1986 census, 93-116

by sex, schooling level, marital status, 1985, 93-112, 98-129

lay-offs, pensions, unions, by firm size, 11-010 vol. 4 no. 7 (p. 4.1-4.10)

high technology industries, proportion, 75-001E vol. 2 no. 1 (p. 17-28)
 labour force
 annual averages, employment by class of workers, industry and sex, 71-220
 by detailed occupation, industry, sex, age group, province, 1986 census, 93-112
 paid and self-employed, 71-536
 paid, by sex, industry and work schedule, maximum and minimum employment, 71-535 no. 3
 unemployment insurance contributions, benefits, by age, sex, province, 86-506
 unpaid family work, trends, 71-535 no. 2

Workers compensation, 71-601 no. 32

See also

Work injuries

claims, benefits, by province, 86-501

Working conditions

New Brunswick, 11-608

Working wives

See also

Employment

Families

Women

child care arrangements, 71-601 no. 31
 employment income, 75-001E vol. 3 no. 2 (p. 27-37)
 family
 income, 13-215, 13-217, 13-588 no. 3
 wealth, 13-578
 labour market activity survey, by province, 71-205

Workload measurements

See also

Methodology

respiratory technology, pulmonary function, Canadian system, 83-603

Wrapping supplies

See also

Containers

cardboard, shipments, by province of destination, 36-004

Wrecking and demolition

See also

Construction

contractors, establishments, output, labour, revenue and expenditures, by province, 64-210

Y

Yarn

See also

Wool

wool, cotton, filament, industries, 34-250
 principal statistics, employment, inventories, 34-250B

Yearbook

Canada, 11-402E

Young offenders

See also

Crimes

appearing in youth court by province, age and sex, major disposition and principal charge, 11-008E no. 18 (p. 11-14)
 charged with criminal code offences, rates, 85-002 vol. 10 no. 9
 charges, by age and sex, by province, 85-522
 first-time and recidivists, 85-002 vol. 10 no. 8
 profile, 85-002 vol. 10 no. 1
 rates, 85-002 vol. 11 no. 9
 violent offences, overview, 85-002 vol. 10 no. 5

Young Offenders Act

applications of dispositions, 85-002 vol. 11 no. 5

youth courts, legislative provisions, 85-002 vol. 11 no. 10

Youth, 89-511

See also

Children

Education

Teenagers

allowances, 86-508

courts

decisions and dispositions, 1986/87 to 1989/90, 85-002 vol. 10 no. 19

number and rates of cases heard, by selected provinces, 85-002 vol. 11 no. 10

preliminary statistics

1989-90, 85-002 vol. 10 no. 13

1990-91, 85-002 vol. 11 no. 14

processing time, time from first court appearance to decision, longer cases, court decisions, most serious offence, 85-002 vol. 11 no. 4

recidivists, 85-002 vol. 10 no. 8

sentencing, by age and sex, 85-002 vol. 10 no. 1

workload overview, by selected provinces, 85-002 vol. 11 no. 10

Young Offenders Act, custodial and non-custodial dispositions, breach of disposition, pre-disposition report, reviews, 85-002 vol. 11 no. 5

crimes, by type of offence, 85-002 vol. 10 no. 12

criminality, trends, 89-511

cultural characteristics, trends, 89-511

demography

living arrangements, education, work activity, income, trends, 1981-1986, 98-124

trends, 89-511

education, trends, 89-511

employment, trends, 89-511

families, government transfer payments, dependency, 1971 and 1989, 75-001E vol. 3 no. 2 (p. 51-67)

health

lifestyle, sexuality, illness, physical and mental health, 82-545E

trends, 89-511

households, expenditures, comparison between Canada and the United States, 75-001E vol. 2 no. 3 (p. 9-22)

justice

alternative measures services, criteria for participation, 85-002 vol. 10 no. 2

offences, charges, by age and sex, by province, 85-522

labour market activity survey, by province, 71-207

lifestyle, trends, 89-511

living alone, 11-518E

selected demographic and socio-economic characteristics, 89-511
 unemployment rate and part-time employment, 1980 and 1989, 75-001E vol. 3 no. 1 (p. 37-45)
 women, statistical report, 89-503E

Yukon

- See also
 Provinces
 Territorial government
- CDs, CSDs, urban areas, population, 1981, 1986, urban, rural, national and territorial ranks, decreasing order, dwellings, land area, population density, 1986 census, 92-119
 EAs, 1981 and 1986 equivalents, by 1981, 1986 codes, 1986 census, 99-127
 accommodation service industry, total revenue, 63-204
 adult correctional services, expenses, inmates, 85-211
 agriculture, 1986 census, farms, areas, crops, livestock and poultry, vegetables, greenhouses, capital, vehicles, expenses, 1971 to 1986 census, 96-102
 building permits
 annual summary, 64-203
 monthly, 64-001
 business services, total revenue, by service, 63-232
 capital and repair expenditures, revised intentions, 61-206
 census families, income, by income group, by province, 1986 census, 93-117
 civil courts, 85-509
 community colleges and related institutions, enrolment and graduates, 81-222
 corrections system, female offenders, 85-002 vol. 11 no. 6
 courts, 85-511E
 criminal injuries, compensation, 86-502
 disabled persons residing in households, demography, lifestyle, labour force participation, education, health, by subprovincial areas, 82-613
 dwellings and households, 1986 census, 93-104, 93-105
 earnings
 1986 census, 93-115
 by detailed occupation, sex, activity, 1981, 1986 census, 93-116
 economic accounts
 annual data, 1961-1986, 13-213S
 annual estimates, 13-213
 preliminary estimates, 13-213P
 economic families, income, by income group, by province, 1986 census, 93-118
 education
 enrolment, expenditures, by type of institution, 81-220
 financial statistics, all levels and by level of education, 81-208
 electric power, capacity and loads, imports, exports, 57-204
 elementary and secondary schools, enrolment, 81-210
 energy supply and demand, by type, by sector, 57-003
 ethnic groups, by single, multiple origins, 1986 census, 93-154
 ethnic origins, immigration and citizenship, 1986 census, 93-109
 expenditures on culture, by function, 87-206
 families, 1986 census, 93-106, 93-107
 federal expenditures on science and technology, 88-204
 government
 enterprises, financial statistics, 61-204
 finances, revenue and expenditures, 68-207
 gross domestic product, by industry, 15-203
 historical economic data, 11-210
 hospital directory, by municipality, 82-003S suppl. no. 6
 households, income, by income group, 1986 census, 93-119
 immigrants and non-immigrants, 1986 census, 93-155
 impaired driving, by type of offence and persons charged, 1990, 85-002 vol. 11 no. 13
 income, individuals, 1986 census, 93-114
 international travellers entering the province, 66-001, 66-001P
 juvenile courts, 85-522
 labour force
 activity, 1986 census, 93-111
 by detailed industry, 1986 census, 93-113
 by detailed occupation, 1986 census, 93-112
 by sex
 by detailed industry (1970 classification), 1971, 1981, 1986 censuses, 93-152
 by industry division, 1951 to 1986 censuses, 93-152
 languages, mother tongue, bilingualism, by age group, sex, 1986 census, 93-103
 legal aid, services and expenditures, 85-216
 leisure and personal service industries, 63-233
 maps, census divisions and subdivisions, 1986 census, 99-115
 minority and second language education, elementary and secondary levels, 81-257
 mobility and interprovincial migration, 1986 census, 93-108
 mother tongue
 by age group, sex, 1981, 1986 census, 93-102
 retention and transfer, 93-153
 nurses, employment, education, demography, 82-003S suppl. no. 22, 83-226
 occupations
 by sex and detailed occupation, 1986 census, 93-157
 place names, reference list, by classification code, by province, population, 1986 census, 92-123
 police services and officers, territorial and municipal levels, 85-523
 population
 age, sex and marital status distribution, by single years, age group, by province, 1986 census, 93-101
 age-sex distribution, intercensal annual estimates, 1981-1986, 91-518
 demographic statistics, postcensal annual estimates, 91-210
 detailed characteristics, home and official languages, ethnic origin, citizenship, birthplace, immigrants, mobility, education, occupations, income, by CD and CSD, 1986 census, 94-122
 dwellings
 period of construction, heating system and fuel, 1986 census, 94-122
 tenure and type, by CD and CSD, 1986 census, 94-121
 marital status, age-sex distribution, sex ratio, intercensal annual estimates, 1981-1986, 91-519
 projections, 1989-2011, fertility, life expectancy, sex ratio, age-sex distribution, population growth, 91-520
 quarterly and annual demographic statistics, interprovincial migration, 91-002
 selected characteristics, density, age-sex distribution, marital status, mother tongue, census and economic families, by CD and CSD, 1986 census, 94-121
 private and public investments, intentions, 61-205
 recent economic data, 11-010
 reference list
 EAs, by CSD, CD, 1986 census, 99-120
 EAs, by CSD, CD, PCT, 1986 census, 99-125
 retail trade
 chain and independent stores, 63-005
 estimated commodity sales, commodity by trade group, 1989, 63-541
 sales and receipts, number of locations, by type, 63-223

schooling level, by detailed field of study, 1986 census, 93-110
women offenders in the corrections systems, 85-002 vol. 11
no. 6
workers compensation boards, 86-501

Z

Zinc

See also

Mines

Mining

mineral production, by province, 26-202
mines, production and shipment, 26-223
prices, in Canadian and U.S. dollars, 26-201

Zoos

See also

Recreation

Tourism

Wildlife

revenue, expenses, employment, visitors, by province, by
governing authorities, 87-207

AUTHOR/TITLE INDEX

A

Ableson, J., 82-540E
 Accidents, 11-008E no. 17 (p. 22-24)
 Accidents in Canada, 11-612E no. 3
 Adams, O., 11-008E no. 17 (p. 22-24), 11-612E no. 3, 82-615 no. 6, 84-536E
 Adler, H., 11-511E
 Adult correctional services in Canada, 85-211
 Adult female offenders in the provincial/territorial corrections systems, 1989-90, 85-002 vol. 11 no. 6
 Adult literacy in Canada: results of a national study, 89-525E
 Advance statistics of education, 81-220
 Affordability of housing in Canada, 1986 census, 98-130
 Age, sex and marital status, 1986 census, 93-101
 Aggregate productivity measures, 15-204E
 An aging society: another viewpoint, dependency ratios, 11-008E no. 20 (p. 2-5)
 An aging society: another viewpoint, implications of an aging society, 11-008E no. 20 (p. 6-8)
 Agriculture, 1986 census, 96-102 to 96-112
 Agriculture economic statistics, 21-603E
 Agriculture methodology papers, 21-602E
 Agriculture working papers, 21-601E
 Air carrier operations in Canada, 51-002
 Air carrier traffic at Canadian airports, 51-005
 Air charter statistics, 51-207
 Air passenger origin and destination, Canada-United States report, 51-205
 Air passenger origin and destination, domestic report, 51-204
 Akyeampong, E., 75-001E vol. 2 no. 1 (p. 52-63), vol. 2 no. 3 (p. 23-29), vol. 3 no. 1 (p. 7-15)
 Alcohol and drug use, 11-008E no. 20 (p. 19-26)
 Allen, R., 85-002 vol. 11 no. 9
 Alter, H., 75-001E vol. 2 no. 4 (p. 51-61)
 Annual report, benefit periods established and terminated under the Unemployment Insurance Act, 73-201
 The annual report of Statistics Canada, 11-201
 Annual report of the Minister of Industry, Science and Technology under the Corporations and Labour Unions Returns Act. Part I, Corporations, 61-210
 Annual report of the Minister of Regional Industrial Expansion under the Corporations and Labour Unions Returns Act. Part II, Labour unions, 71-202
 Annual retail trade, 63-223
 Apparent per capita food consumption in Canada, part I, 32-229
 Apparent per capita food consumption in Canada, part II, 32-230
 Apparent per capita food consumption in Canada: reference manual for catalogue 32-229 and 32-230, 32-509E
 The application of dispositions under the Young Offenders Act, 85-002 vol. 11 no. 5
 Apprentices: graduate and drop-out labour market performances, 75-001E vol. 3 no. 1 (p. 7-15)
 Architectural, engineering and scientific services, 1986, 63-537
 Architectural, engineering and scientific services in Canada, 63-234
 Arts and culture: a statistical profile, 87-527
 Asphalt roofing, 45-001
 Atlas of cancer mortality in British Columbia, 1956-1983, 82-565
 Aviation in Canada: historical and statistical perspectives on civil aviation, 51-501E
 Aviation: service bulletin, 51-004
 Aylwin, H., 82-545E

B

Baker, F., 11-208E
 Band, P., 82-565, 84-544
 Baril, A., 11-008E no. 20 (p. 17-18), no. 22 (p. 21-24), 99-130E
 Barriers confronting seniors with disabilities in Canada, 82-615 vol. 1
 Basavarajappa, K., 91-527E
 Beaujol, R., 91-527E
 Beerstecher, P., 21-602E no. 2
 Bernstein, J., 88-509
 Best, P., 82-003 vol. 3 no. 1 (p. 7-31)
 Beverage and tobacco products industries, 32-251, 32-251B
 Beyrouti, M., 96-114, 98-133
 Big is beautiful too - wages and worker characteristics in large and small firms, 11-010 vol. 4 no. 7 (p. 4.1-4.10)
 Biggs, B., 11-008E no. 21 (p. 23-27)
 Bird, T., 11-008E no. 16 (p. 6-10)
 Birth outcomes and infant mortality by income in urban Canada, 1986, 82-003 vol. 3 no. 1 (p. 7-31)
 Births, 82-003S suppl. no. 14
 Blindness and visual impairment in Canada, 82-615 vol. 3
 Bloskie, C., 11-010 vol. 4 no. 4 (p. 3.1-3.15)
 Bollman, R., 11-008E no. 21 (p. 23-27)
 Book publishing, 87-210
 Boudreau, J.-R., 99-135E
 Bourbeau, R., 98-131
 Boxhill, W., 99-113E
 Brusegard, D., 11-511E
 Building permits, 64-001
 Building permits, annual summary, 64-203
 Bunting, T., 98-130
 Burch, T., 98-127
 Burke, B., 11-008E no. 17 (p. 32-33), 98-134, 99-130E
 Burke, M. A., 11-008E no. 16 (p. 11-14), no. 18 (p. 32-34), no. 20 (p. 6-8), no. 22 (p. 12-15)
 Business services, 63-232

C

Cable television, 56-205
 Campbell, G., 85-002 vol. 10 no. 20
 Campus book stores, 63-219
 Canada, a linguistic profile, 1986 census, 98-131
 Canada: a portrait, 11-403E
 Canada year book, 11-402E
 Canada's balance of international payments, 67-001, 67-001P
 Canada's balance of international payments, historical statistics 1926 to 1990, 67-508
 Canada's children, 11-008E no. 21
 Canada's Consumer Price Index, 62-603E
 Canada's farm population, 1986 census, 98-133
 Canada's industries, growth in jobs over three decades: a review of the changing industrial mix of employment, 1951-1984, 89-507E
 Canada's international investment position, 67-202
 Canada's international trade in services, 1969 to 1984, 67-510
 Canada's international transactions in securities, 67-002
 Canada's international transactions in services, 67-203
 Canada's lone-parent families: a family studies teaching kit, 11-520E
 Canada's men, 71-206

AUTHOR/TITLE INDEX

- Canada's mineral production, preliminary estimates, 26-202
- Canada's north, a profile, 1986 census, 98-122
- Canada's older workers, 71-208
- Canada's population from ocean to ocean, 1986 census, 98-120
- Canada's seniors, 11-008E no. 22 (p. 16-20)
- Canada's seniors, 1986 census, 98-121
- Canada's unionized workers, 71-214
- Canada's women, 71-205
- Canada's young family home-owners: a family studies teaching kit, 11-517E
- Canada's youth, 71-207
- Canada's youth, 1986 census, 98-124
- Canadian civil aviation, 51-206
- Canadian classification of diagnostic, therapeutic and surgical procedures, 82-562E
- Canadian crime statistics, 85-205
- Canadian economic observer, 11-010
- Canadian economic observer. Historical statistical supplement, 11-210
- Canadian export classification (based on the Harmonized System), 12-578E
- Canadian export-import alphabetical index (based on the Harmonized System), 12-579E
- Canadian forestry statistics, 25-202
- Canadian imports by domestic and foreign controlled enterprises, 67-509
- Canadian international trading patterns, 65-503
- Canadian social trends, 11-008E
- Canadian standard industrial classification for companies and enterprises, 1980, 12-570E
- Canadian women, a profile of their health, 82-542E
- Canadian workload measurement system - respiratory technology/pulmonary function, 83-603
- Canadian youth: perspectives on their health, 82-545E
- Canadians and their occupations, a profile, 1986 census, 93-157
- Canadians travelling abroad, 11-008E no. 22 (p. 2-7)
- Cancer in Canada, 82-003S suppl. no. 8
- Canned and frozen fruits and vegetables, 32-011
- CANSIM, Canadian Socio-economic Information Management System, mini base series directory, 12-569E
- Capacity utilization rates in Canadian manufacturing, 31-003
- Capital and repair expenditures, manufacturing sub-industries, intentions, 61-214
- Caputo, T., 11-008E no. 19 (p. 2-5)
- Cardio-vascular disease in Canada, 82-544
- Caribbean immigrants: a demo-economic analysis, 91-536E
- Caring communities: proceedings of the symposium on social supports, 89-514E
- Caring for children, 11-008E no. 22 (p. 12-15)
- Causes of death, 82-003S suppl. 11
- Cement, 44-001
- Census divisions and subdivisions, 1986 census, 92-101, 99-117 to 99-120
- Census handbook, 1986 census, 99-104E
- Census metropolitan areas, 1986 census, 93-156
- Census metropolitan areas and census agglomerations, 1986 census, 92-104, 99-126
- Census metropolitan areas and census agglomerations: a 1986 and 1981 comparison, 1986 census, 99-105E
- Census metropolitan areas and census agglomerations, part 1, 1986 census, 94-127
- Census metropolitan areas and census agglomerations, part 2, 1986 census, 94-128
- The census: one hundred years ago, 75-001E vol. 3 no. 2 (p. 8-16)
- Census tracts, 1986 census, 95-101 to 95-174, 99-121
- Cereals and oilseeds review, 22-007
- Changes in educational attainment, 11-008E no. 17 (p. 32-33)
- Changes in the distribution of wealth in Canada, 1970-1984, 13-588 no. 1
- Changes in women's occupations, 11-008E no. 18 (p. 21-23)
- The changing labour market for postsecondary graduates, 1975-1984, 89-518
- The changing profile of Canadian families with low incomes, 1970-1985, 13-588 no. 4
- The changing workload in youth courts, 85-002 vol. 11 no. 10
- Characteristics of dual-earner families, 13-215
- The characteristics of dual-earner families, 13-588 no. 3
- Characteristics of farm entrants and their enterprises in Southern Ontario for the years 1966-1976, 21-601E no. 6
- Characteristics of high income families, 1980, 13-584
- Charting Canadian incomes, 1951-1981, 13-581E
- Chawla, R., 11-008E no. 20 (p. 3-5), 75-001E vol. 2 no. 1 (p. 17-28), vol. 2 no. 2 (p. 32-40 and 50-57), vol. 2 no. 3 (p. 9-22), vol. 2 no. 4 (p. 62-70), vol. 3 no. 2 (p. 51-67)
- Che-Alford, J., 11-008E no. 16 (p. 2-5), no. 17 (p. 2-4)
- Chemical and chemical products industries, 46-250, 46-250B
- Children as victims of violent crime, 85-002 vol. 11 no. 8
- Children with disabilities, 11-008E no. 19 (p. 18-20)
- Civil courts in Canada, 85-509
- Clothing industries, 34-252, 34-252B
- Coal and coke statistics, 45-002
- Coal mines, 26-206
- Cohen, G., 71-535 no. 3, 71-536, 75-001E vol. 3 no. 1 (p. 37-45)
- Coldman, A., 82-565, 84-544
- Communications, 56-001
- Community colleges and related institutions, postsecondary enrolment and graduates, 81-222
- Commuting time, 11-008E no. 19 (p. 29-30)
- Computer literacy, 11-008E no. 19 (p. 13-15)
- Computer service industry, 63-222
- Computers in the workplace, 75-001E vol. 3 no. 2 (p. 38-50)
- Concordance between the Standard Industrial Classifications of Canada and the United States, 1980 Canadian SIC - 1987 United States SIC, 12-574E
- Conjugal violence against women, 85-002 vol. 10 no. 7
- Connelly, P., 98-125
- Construction in Canada, 64-201
- Construction price statistics, 62-007
- Construction type plywood, 35-001
- The consumer price index, 62-001
- The Consumer Price Index for Canada: a comparison of the 1978 and the 1982 primary classification systems, 62-606E
- The consumer price index reference paper: updating based on 1986 expenditures, 62-553
- Consumer prices and price indexes, 62-010
- Consumer spending in urban and rural Canada, 75-001E vol. 2 no. 3 (p. 23-29)
- Consumption of containers and other packaging supplies by the manufacturing industries, 31-212
- The control and sale of alcoholic beverages in Canada, 63-202
- Cook Johnson, Gail, speaks out on human resources issues,

AUTHOR/TITLE INDEX

75-001E vol. 3 no. 1 (p. 16-26)
 Co-operative housing: a third tenure form, 11-008E no. 16
 (p. 11-14)
 Corporation financial statistics, 61-207
 Corporation taxation statistics, 61-208
 Corporation taxation statistics, preliminary data for income taxes
 and provincial allocation of taxable income, 61-208P
 Corrugated boxes and wrappers, 36-004
 Côté, M., 75-001E vol. 2 no. 1 (p. 8-16), vol. 3 no. 2 (p. 17-26)
 Court services in Canada, 85-002 vol. 11 no. 3
 Credit unions, 61-209
 Crégheur, A., 11-008E no. 21 (p. 2-5)
 Criminal injuries compensation, 86-502
 Criminal victimization in Canada: the findings of a survey, 85-002
 vol. 10 no. 16
 Cromie, M., 11-008E no. 19 (p. 25-28)
 Crompton, S., 11-008E no. 22 (p. 12-15), 75-001E vol. 3 no. 2
 (p. 68-76)
 Cross, P., 11-010 vol. 4 no. 2 (p. 3.1-3.20), vol. 4 no. 6
 (p. 3.1-3.18), 75-001E vol. 3 no. 1 (suppl.)
 The crude petroleum and natural gas industry, 26-213
 Crude petroleum and natural gas production, 26-006
 Culture communiqué, 87-001
 Culture statistics, performing musicians and composers, 1982,
 87-530
 Culture statistics, the economic impact of the arts and culture
 sector, 87-532
 Cusson, S., 11-008E no. 18 (p. 24-25)

D

D'Arcy, C., 82-003 vol. 3 no. 1 (p. 33-57)
 The daily, 11-001E
 The dairy review, 23-001
 Data collection and estimating procedures of the Animal Products
 Unit, 21-602E no. 2
 Deaths, 82-003S suppl. no. 15
 Decade of education finance, 81-560
 Decisions and dispositions in youth court, 1986/87 to 1989/90,
 85-002 vol. 10 no. 19
 Decline in the number of children, 11-008E no. 18 (p. 32-34)
 The decline of unpaid family work in Canada, 71-535 no. 2
 Demographic and income statistics for postal areas, 17-202 to
 17-206
 The demographic future, 11-008E no. 17 (p. 5-8)
 Department store monthly sales by province and metropolitan area,
 63-004
 Department store sales and stocks, 63-002
 Dependence on government transfer payments, 1971-1989,
 75-001E vol. 3 no. 2 (p. 51-67)
 Dependency ratios: an international comparison, 75-001E vol. 2
 no. 2 (p. 50-57)
 Desranleau, C., 88-510
 Destination of shipments of manufacturers, 31-530
 Developing a longitudinal database on businesses in the Canadian
 economy: an approach to the study of employment, 18-501E
 Development and design of survey questionnaires, 12-519E
 Devereaux, M. S., 11-008E no. 18 (p. 32-34), no. 21 (p. 2-5)
 Dictionary, 1986 census, 99-101E
 Dietrich, K., 11-008E no. 22 (p. 8-11)
 Diewert, W., 62-602

Dion, M., 96-114, 98-133
 Direct selling in Canada, 63-218
 Directory of federal government scientific & technological
 establishments, 88-206E
 Directory of survey organizations, 11-610
 Directory to microdata and special tabulations, 1983, 11-514E
 The distribution of wealth in Canada, 1984, 13-580
 The distribution of wealth in Canada and the United States,
 75-001E vol. 2 no. 1 (p. 29-41)
 Divorce: law and the family in Canada, 89-502E
 Divorces, 82-003S suppl. no. 17
 Doige, D., 11-008E no. 18 (p. 11-14)
 Domestic and foreign control of manufacturing, mining and logging
 establishments in Canada, 31-401, 31-401P
 Domestic travel, Canadians travelling in Canada, 87-504
 Down, J., 21-601E no. 6
 Drug crimes, 11-008E no. 20 (p. 27-29)
 Drug possession offences in Canada, 85-002 vol. 10 no. 11
 Drug trafficking, 1988, 85-002 vol. 10 no. 4
 Duchesne, D., 71-535 no. 2, no. 4, 75-001E vol. 3 no. 1 (p. 16-26)
 Dunn, P., 82-615 vol. 1
 Dwellings and households, part 1, 1986 census, 93-104
 Dwellings and households, part 2, 1986 census, 93-105

E

Early childhood mortality, 1926-1986, 11-008E no. 21
 Earnings of men and women, 13-217
 Education in Canada, a statistical review, 81-229
 Education statistics bulletin, 81-002
 Educational attainment of Canadians, 1986 census, 98-134
 Educational attainment of linguistic groups in Canada, 11-008E
 no. 20 (p. 17-18)
 Educational staff of community colleges and vocational schools,
 81-254
 The elderly in Canada: a family studies teaching kit, 11-519E
 Electric lamps, light bulbs and tubes, 43-009
 Electric power statistics, 57-001
 Electric power statistics. Volume I, annual electric power survey of
 capability and load, 57-204
 Electric power statistics. Volume II, annual statistics, 57-202
 Electric power statistics. Volume III, inventory of prime mover and
 electric generating equipment, 57-206
 Electrical and electronic products industries, 43-250, 43-250B
 Electrical trade contractors, 64-205
 Elementary-secondary school enrolment, 81-210
 Eliany, M., 11-008E no. 20 (p. 19-26)
 Employment, earnings and hours, preliminary data, 72-002
 Employment equity, 11-008E no. 22 (p. 26-28)
 Employment income, 1986 census, 98-129
 Employment income by occupation, 1986 census, 93-116
 Employment income: individuals, 1986 census, 93-115
 Enterprising Canadians: the self-employed in Canada, 71-536
 Equivalent enumeration areas, 1986 and 1981, 1986 census,
 99-127
 Estimates of labour income, 72-005
 Ethnic diversity in Canada, 1986 census, 98-132
 Ethnicity, immigration and citizenship, 1986 census, 93-109
 Evans, J., 75-001E vol. 2 no. 2 (p. 32-40)
 Ewins, J., 11-008E no. 17 (p. 18-21)
 Exploration, development and capital expenditures for mining and

AUTHOR/TITLE INDEX

petroleum and natural gas wells, intentions, 61-216
 Exports by commodity, 65-004
 Exports by country, 65-003
 Exports, merchandise trade, 65-202

F

Fabricated metal products industries, 41-251, 41-251B
 Factory sales of electric storage batteries, 43-005
 Factory shipments of high pressure decorative laminate sheet, 47-005
 Families in Canada, 1986 census, 98-127
 Families, part 1, 1986 census, 93-106
 Families, part 2, 1986 census, 93-107
 Family and friendship ties among Canada's seniors: an introductory report of findings from the General Social Survey, 89-508
 Family characteristics and labour force activity, annual averages, 1977-1984, 71-533
 Family courts in Canada, 85-002 vol. 10 no. 3
 Family expenditure in Canada, 62-555
 Family food expenditure in Canada, 62-554
 The family in Canada: selected highlights, 89-509
 Family income, 1986 census, 98-128
 Family income, census families, 1986 census, 93-117
 Family income, economic families, 1986 census, 93-118
 Family income inequality in the 1980s, 11-010 vol. 4 no. 9 (p. 4.1-4.13)
 Family incomes, census families, 13-208
 Farm cash receipts, 21-001
 The farm community, 11-008E no. 16 (p. 20-23)
 Farm input price index, 62-004
 Farm operating expenses and depreciation charges: data sources, concepts and methods, 21-602E no. 4
 Farm product price index, 62-003
 Farming facts, 21-522E
 Federal electoral districts, 1986 census, 92-102
 Federal electoral districts: 1987 representation order: part 1, 1986 census, 94-133
 Federal electoral districts: 1987 representation order: part 2, 1986 census, 94-134
 Federal electoral districts and census enumeration areas, 1986 census, 92-103
 Federal electoral districts, part 1, 1986 census, 94-125
 Federal electoral districts, part 2, 1986 census, 94-126
 Federal government employment, 72-004
 Federal government enterprise finance, income and expenditure, assets, liabilities and net worth, 61-203
 Federal government finance, revenue and expenditure, assets and liabilities, 68-211
 Federal scientific activities, 88-204
 Fertility in Canada: from baby-boom to baby-bust, 91-524E
 Field crop reporting series, 22-002
 Fillion, P., 98-130
 Film and video, 87-204
 Financial flow accounts, 13-014
 Financial flow and national balance sheet accounts, 13-214
 Financial institutions, financial statistics, 61-006
 Financial statistics of education, 81-208
 Fixed capital flows and stocks, 13-211
 Fixed capital flows and stocks, historical, 1936-1983, 13-568
 Fletcher, S., 89-515

Focus on culture, 87-004
 Food industries, 32-250, 32-250B
 Footwear statistics, 33-002
 Foreign investment in the Canadian bond market, 1978 to 1990, 11-010 vol. 4 no. 6 (p. 3.19-3.34)
 A framework for measuring research and development expenditures in Canada, 88-506E
 Frederick, J., 11-008E no. 19 (p. 29-30), 11-612E no. 4
 French immersion programs, 11-008E no. 22 (p. 8-11)
 Frenken, H., 75-001E vol. 2 no. 4 (p. 9-20), 89-508, 98-121
 Fruit and vegetable preservation, 32-023
 Fruit and vegetable production, 22-003
 Fuel consumption survey, annual report, special surveys program, 53-226
 Fuel consumption survey, passenger cars, 53-007
 Funeral directors, 63-532
 Fur production, 23-207
 Furniture and fixture industries, 35-251, 35-251B
 The future of crime statistics from the UCR survey, 85-002 vol. 10 no. 10
 Future of national justice statistics and information in Canada: report from the Work Group of the National Project on Resource Coordination for Justice Statistics and Information (NPRC), 85-506E

G

Gail Cook Johnson speaks out on human resource issues, 75-001E vol. 3 no. 1 (p. 16-26)
 Galarneau, D., 75-001E vol. 2 no. 1 (p. 42-51)
 Gallagher, R., 82-565, 84-544
 Gardner, A., 99-110E
 Gartrell, J., 11-008E no. 21 (p. 6-10)
 Gas utilities, 55-002
 Gas utilities, transport and distribution systems, 57-205
 Gauthier, L., 21-601 no. 5
 Gauthier, P., 11-008E no. 22 (p. 16-20)
 General review of the 1986 census, 99-137E
 General review of the mineral industries, mines, quarries and oil wells, 26-201
 The General Social Survey, 11-008E no. 19 (p. 7)
 Germain, M.-F., 99-135E
 The gift of time, 75-001E vol. 2 no. 2 (p. 41-49)
 Giving freely: volunteers in Canada, 71-535 no. 4
 Government expenditures on culture in Canada, 87-206, 85-517
 Government spending on justice services, 85-002 vol. 11 no. 7
 Government subsidies to industry, 11-010 vol. 4 no. 5 (p. 3.1-3.7)
 Government transfer payments and family income, 75-001E vol. 2 no. 3 (p. 50-60)
 Gower, D., 11-008E no. 16 (p. 24-26), 71-535 no. 1, 75-001E vol. 2 no. 1 (p. 73-77), vol. 2 no. 3 (p. 30-41 and 61-66)
 The graduates of '82: where are they?, 75-001E vol. 2 no. 1 (p. 52-63)
 Grain trade of Canada, 22-201
 Grainger, P., 75-001E vol. 3 no. 2 (p. 8-16), 99-109E
 Greenberg, P., 85-002 vol. 11 no. 3
 Greenberg, T., 75-001E vol. 2 no. 4 (p. 51-61)
 Greenhouse industry, 22-202
 Gross domestic product by industry (1981 = 100), 1961-1980, 15-512
 Gross domestic product by industry, 15-001

AUTHOR/TITLE INDEX

The growth of the federal debt, 1975 to 1990, 11-010 vol. 4 no. 6 (p. 3.1-3.18)
 Guide to managing Statistics Canada publications in libraries, 11-208E
 Guide to Statistics Canada data on women, 11-523E
 A guide to the financial flow and national balance sheet accounts, 13-585E
 Guide to the income and expenditure accounts, 13-603E no. 1
 Gunderson, M., 98-129
 Gypsum products, 44-003

H

Hamm, B., 99-113E
 Harvey, A., 11-612E no. 4
 Harvey, E., 82-615 vol. 2
 Hawkes, D. C., 98-122
 Health and social support, 1985, 11-612E no. 1
 Health reports, 82-003
 Heavy engineering contractors, 64-209
 Hendrick, D., 85-002 vol. 11 nos. 4, 10, 14
 Heritage institutions, 87-207
 Hickson, A., 21-601E no. 7
 High technology at work, 75-001E vol. 2 no. 1 (p. 17-28)
 Highlights: disabled persons in Canada, 82-602
 Highlights from the Canadian Health and Disability Survey, 1983-1984, 82-563E
 Highway, road, street and bridge contractors, 64-206
 Hislop, G., 82-565
 Historical catalogue of Statistics Canada publications, 1918-1980, 11-512E
 Historical labour force statistics, 71-201
 Historical statistics of Canada, 11-516E
 Historical statistics of New Brunswick, 11-608
 Historical tables for census education data 1971, 1976, and 1981: Canada, regions, provinces, 13-579
 Historical trends in public general hospitals, 82-003 vol. 3 no. 1 (p. 59-78)
 Holbein, M., 21-602E no. 4
 Home improvement, 11-008E no. 17 (p. 2-4)
 Home ownership, 11-008E no. 16 (p. 2-5)
 Homeowner repair and renovation expenditure in Canada, 62-201
 Homicide, 11-008E no. 17 (p. 14-17)
 Homicide in Canada, 1989, 85-002 vol. 10 no. 14
 Homicide in Canada, 1990, 85-002 vol. 11 no. 15
 Hospital annual statistics, administrative and support services, operating expenses and income, 82-003S suppl. no. 20 vol. 5
 Hospital annual statistics, beds and patient movement, 82-003S suppl. no. 20 vol. 1
 Hospital annual statistics, diagnostic and therapeutic, 82-003S suppl. no. 20 vol. 3
 Hospital annual statistics, outpatient services, 82-003S suppl. no. 20 vol. 2
 Hospital annual statistics, personnel, 82-003S suppl. no. 20 vol. 4
 Hospital indicators, administration and supportive, 82-003S suppl. no. 21 vol. 3
 Hospital indicators, diagnostic and therapeutic, 82-003S suppl. no. 21 vol. 2
 Hospital indicators, finances, 82-003S suppl. no. 21 vol. 4
 Hospital indicators, nursing units, 82-003S suppl. no. 21 vol. 1
 Hospital morbidity, 82-003S suppl. no. 1

Hospital statistics preliminary annual report, 82-003S suppl. no. 5
 Hourly earnings data from the survey of 1981 work history, 71-601 no. 38
 Household chores, 11-008E no. 16 (p. 18-19)
 Household facilities and equipment, 64-202
 Household facilities and equipment, 1977-1981 (revised estimates), 64-601
 Household facilities by income and other characteristics, 13-218
 Household income: private households, 1986 census, 93-119
 Household property crime, 11-008E no. 16 (p. 15-17)
 Housing starts and completions, 64-002
 Hughes, K., 75-001E vol. 2 no. 2 (p. 58-68)
 Human activity and the environment 1991, 11-509E
 Human resource training and development survey results, 1987, 81-574E
 Human resources for science and technology, 88-508E

I

Immigrants in Canada, selected highlights, 89-510
 Immigration during the 1980s, 11-008E no. 20 (p. 10-13)
 Impaired driving statistics, 1989, 85-002 vol. 10 no. 17
 Imports by commodity, 65-007
 Imports by country, 65-006
 Imports, merchandise trade, 65-203
 In the footsteps of Jacques Cartier: 450 years later: a statistical portrait, 11-606E
 Income after tax, distributions by size in Canada, 13-210
 Income distributions by size in Canada, 13-207
 Income estimates for subprovincial areas, 13-216
 Income of immigrants in Canada: a census data analysis, 91-527E
 Index to municipal data, 1982, 11-515
 Index to Statistics Canada surveys and questionnaires, 12-205S
 An indicator of excellence in Canadian science, 88-501E
 An indicator of excellence in Canadian science: summary report, 88-507E
 Indicators of science and technology, 88-002
 The individual Canadian inventor, 88-510
 The Indo-Chinese in Canada, 11-008E no. 18 (p. 7-10)
 Industrial chemicals and synthetic resins, 46-002
 Industrial corporations, financial statistics, 61-003
 Industrial corporations, financial statistics, preliminary data, 61-003P
 Industrial organization and concentration in the manufacturing, mining and logging industries, 31-402, 31-402P
 Industrial product price indexes, 1981 = 100: concepts and methods, 62-556
 Industrial productivity and research and development indicators, 88-505E
 Industrial research and development statistics (with estimates), 88-202
 Industry, 1986 census, 93-113
 Industry output in recessions, 11-010 vol. 4 no. 4 (p. 3.1-3.15)
 Industry price indexes, 62-011
 Industry price indexes, 1986 = 100: user's guide, 62-558
 Industry trends, 1951-1986, 1986 census, 93-152
 Infomat, a weekly review, 11-002E
 Initial results from the 1981 survey of child care arrangements, 71-601 no. 31
 The inner city in transition, 11-008E no. 16 (p. 27-30)
 Inner city in transition, 1986 census, 98-123

AUTHOR/TITLE INDEX

The input-output structure of the Canadian economy, 15-201
 The input-output structure of the Canadian economy, 1961-1981 (revised data), 15-510
 The input-output structure of the Canadian economy in constant prices, 1961-1981 (revised data), 15-511
 Inter-corporate ownership, 61-517
 Intercensal annual estimates of population by marital status, age and sex for Canada, provinces and territories, 1981-1986, 91-519
 Intercensal annual estimates of population by sex and age for Canada, provinces and territories, 1981-1986, 91-518
 Intercensal annual estimates of population for census divisions and census metropolitan areas, 1981-1986, 91-521
 Intercensal estimates of families, Canada and provinces, 1981-1986, 91-529
 International payments and receipts for technology, 88-502E
 International student participation in Canadian education, 81-261
 International travel, 66-001
 International travel, advance information, 66-001P
 International travel, travel between Canada and other countries, 66-201
 Inventory of Statistics Canada questionnaires on microfiche, 12-205M

J

Johnson, H., 11-008E no. 16 (p. 15-17), no. 17 (p. 10-13), no. 19 (p. 8-11), 11-612E no. 2, 85-002 vol. 11 no. 1
 Jones, A., 11-008E no. 22 (p. 12-15)
 Jones, M., 11-008E no. 17 (p. 28-30)
 Jones, S., 75-001E vol. 2 no. 4 (p. 32-40)
 Juristat, 85-002
 Juvenile court statistics, 85-522

K

King, M., 11-008E no. 21 (p. 6-10)
 Knighton, T., 11-008E no. 19 (p. 16-17)

L

Labour and income, Perspectives on, 75-001E
 The labour force, 71-001
 Labour force activity, 1986 census, 93-111
 Labour force annual averages, 71-220
 Labour force annual averages, 1981-1988, 71-529
 Labour force information, 71-001P
 The labour force: into the '90s, 75-001E vol. 2 no. 1 (p. 8-16)
 Labour force participation: an international comparison, 75-001E vol. 2 no. 4 (p. 62-70)
 Labour force research series, 71-601
 Labour Force Survey economic regions, 1986 Census, 71-535 no. 5
 Labour force trends: two decades in review, 11-008E no. 18 (p. 16-19)
 Labour market activity of disabled persons in Canada, 71-535 no. 1
 Laliberté, L., 11-010 vol. 4 no. 6 (p. 3.19:3.34)
 Lalonde, E., 99-130E
 Lander, E., 85-002 vol. 11 no. 5
 Language, part 1, 1986 census, 93-102
 Language, part 2, 1986 census, 93-103

Language retention and transfer, 1986 census, 93-153
 Lapierre, L., 82-542E, 82-545E
 Larrivée, D., 91-522
 Lavigne, M., 82-615 vol. 4
 Leacy, F., 11-516E
 The leading causes of death at different ages, 82-003S vol. 1 no. 1
 Leather and allied products industries, 33-251, 33-251B
 Leaving the fold: declining church attendance, 11-008E no. 22 (p. 21-24)
 Leckie, E., 21-602E no. 2
 Legal aid in Canada, 85-216
 Legal aid in Canada: the 1980's in review, 85-002 vol. 11 no. 11
 Leisure and lifestyles of persons with disabilities in Canada, 82-615 vol. 4
 Leisure and personal services, 63-233
 Lennox, G., 21-601E no. 4
 Leroux, J.-P., 85-002 vol. 11 no. 8
 Life tables, Canada and provinces, 82-003S suppl. no. 13, 84-532
 Lindsay, C., 11-511E
 Lipinski, S., 85-002 vol. 11 no. 6
 List of Canadian hospitals, 82-003S suppl. no. 6
 List of residential care facilities in Canada, 82-003S suppl. no. 7
 Listing of supplementary documents, 11-207
 Listing of supplementary documents, supplement, 11-207S
 Livestock and animal products statistics, 23-203
 Livestock report, 23-008
 Living alone: a family studies teaching kit, 11-518E
 Local government employment, 72-009
 Local government finance, revenue and expenditure, assets and liabilities, actual, 68-204
 Locke, D., 85-002 vol. 11 no. 13
 Logan, R., 11-008E no. 20 (p. 10-13)
 Logging industry, 25-201
 Longevity and historical life tables, 1921-1981 (abridged): Canada and the provinces, 89-506
 Love, R., 11-010 vol. 4 no. 9 (p. 4.1-4.13), 13-588 no. 2
 Lowe, G., 11-008E no. 19 (p. 13-15), 75-001E vol. 3 no. 2 (p. 38-50)
 Lynd, D., 89-518

M

MacAulay, J., 88-501E, 88-507E
 MacDonald, M., 98-125
 Machinery industries, except electrical machinery, 42-250, 42-250B
 Maclean, M. B., 11-008E no. 21 (p. 11-13)
 MacWilliam, L., 82-544
 Male-female earnings gap among recent university graduates, 75-001E vol. 2 no. 2 (p. 19-31)
 Manufacturing industries of Canada, national and provincial areas, 31-203
 Manufacturing industries of Canada, sub-provincial areas, 31-209
 Mao, Y., 82-544
 Maps, census divisions and subdivisions, 1986 census, 99-115
 Maps, census metropolitan areas and census agglomerations, 1986 census, 99-116
 Market research handbook, 63-224
 Marriage, divorce and mortality: a life table analysis for Canada and regions, 1980-1982, 84-536E
 Marriages, 82-003S suppl. no. 16

AUTHOR/TITLE INDEX

Married and unmarried couples: the tax question, 11-008E no. 21
 Marrying and divorcing: a status report for Canada, 89-517E
 Marshall, K., 11-008E no. 16 (p. 18-19), 11-612E no. 4
 Maslove, A., 98-122
 McBride, M., 82-565
 McKie, C., 89-502E
 McLaughlin, N., 99-111E
 McMillan, G., 89-517E
 McSkimmings, J., 11-008E no. 16 (p. 20-23)
 Measuring Canada's international competitiveness, 75-001E vol. 2 no. 2 (p. 9-18)
 Mechanical trade contractors, 64-204
 Mental health statistics, 82-003S suppl. no. 3
 Merchandising inventories, 63-014
 Metal mines, 26-223
 Metropolitan atlas series, 1986 census, 98-101 to 98-112
 Migration between the United States and Canada, 91-530E
 Millar, W., 11-008E no. 17, 11-612E no. 3
 Mimoto, H., 11-010 vol. 4 no. 6 (p. 3.1-3.18)
 Mineral wool including fibrous glass insulation, 44-004
 Minority and second language education, elementary and secondary levels, 81-257
 Mitchell, R., 98-120
 Mix, P., 82-003 vol. 3 no. 1 (p. 59-78)
 Mobility status and interprovincial migration, 1986 census, 93-108
 Moen, J., 82-544
 Monthly production of soft drinks, 32-001
 Monthly survey of manufacturing, 31-001
 Montigny, G., 11-008E no. 19 (p. 22-24), 75-001E vol. 2 no. 4 (p. 32-40)
 Montmarquette, C., 62-602
 Moore, M., 13-588 no. 3, 75-001E vol. 2 no. 1 (p. 64-72)
 Moreau, J., 11-008E no. 22 (p. 26-28)
 Mori, G., 11-008E no. 17 (p. 32-33), no. 20 (p. 17-18), no. 22 (p. 21-24), 98-134, 99-130E
 Morin, J.-P., 82-615 vol. 4
 Morissette, R., 11-010 vol. 4 no. 7 (p. 4.1-4.10)
 Morrison, P., 85-002 vol. 11 no. 2
 Morrison, R., 11-008E no. 21 (p. 15-20)
 Mortality, summary list of causes, 82-003S suppl. no. 12
 Motion picture production, 63-206
 Motion picture theatres and film distributors, 63-207
 Motor vehicle theft and vehicle vandalism, 85-002 vol. 11 no. 2
 Murty, K., 11-010 vol. 4 no. 5 (p. 3.1-3.7)

N

1986 Census geography: a historical comparison, 99-106E
 Naeyaert, K., 82-615 vol. 3
 Nagpur, D., 84-536E, 89-506
 Nair, C., 82-544
 National income and expenditure accounts, 13-001
 National income and expenditure accounts, annual estimates, 13-201
 National income and expenditure accounts: annual estimates, 1926-1986, 13-531
 National income and expenditure accounts: quarterly estimates, 1947-1986, 13-533
 National summary of alternative measures services for young persons, 85-002 vol. 10 no. 2
 Nessner, K., 11-008E no. 18 (p. 2-5), no. 19 (p. 18-20), no. 22

(p. 12-15)

New motor vehicle sales, 63-007
 New trends in the family: demographic facts and figures, 91-535E
 Ng, E., 89-508
 Ng, V., 82-565
 Nicholls, E., 82-544
 Nijhowne, S., 12-574E
 Non-metal mines, 26-224
 Non-metallic mineral products industries, 44-250, 44-250B
 Non-residential general contractors and developers, 64-207
 Norris, M., 98-123
 Nursing in Canada, 83-226
 Nursing in Canada: nursing education program, 82-003S suppl. no. 22

O

Occupation, 1986 census, 93-112
 Occupational mortality in British Columbia, 1950-1978, 84-544
 Occupational trends, 1961-1986, 1986 census, 93-151
 Oederkirk, J., 11-008E no. 21 (p. 11-13) (p. 15-20), no. 22 (p. 2-7)
 Oil pipe line transport, 55-001, 55-201
 Oils and fats, 32-006
 Oja, G., 13-588 nos. 1, 2
 Operating results, men's retail clothing stores, 63-603
 Operating results, retail drug stores, 63-607
 Operating results, retail florists, 63-608
 Operating results, retail jewellery stores, 63-609
 Other manufacturing industries, 47-250, 47-250B
 An overview of Canadian grain milling, 22-502
 An overview of employment developments, 1980-1982, 71-601 no. 33
 Overview of literacy skills in Canada, 75-001E vol. 2 no. 4 (p. 32-40)
 An overview of the Canadian oilseed industry, 21-601E no. 4
 Owens, D., 11-010 vol. 4 no. 3 (p. 4.1-4.14), 75-001E vol. 3 no. 1 (p. 27-36)

P

Pack of apples and apple products, 32-241
 Pack of canned tomatoes and tomato products, 32-237
 Pack of processed asparagus, 32-233
 Pack of processed beans, green and wax, 32-238
 Pack of processed carrots, 32-239
 Pack of processed corn, 32-236
 Pack of processed peas, 32-235
 Pack of processed vegetables, 32-240
 Pack of selected processed fruits (excl. apples), 32-234
 Paddon, P., 82-540E
 Paper and allied products industries, 36-250, 36-250B
 Parliament, J.-A., 11-008E no. 18 (p. 16-19)
 Particleboard, waferboard and fibreboard, 36-003
 Passenger bus and urban transit statistics, 53-003, 53-215
 Patents as indicators of invention, 88-504E
 Patterns of criminal victimization in Canada, 11-612E no. 2
 Pender, S., 85-002 vol. 11 no. 11
 Pension plan coverage in Canada, 71-217
 Pension plans in Canada, 74-401
 Pensions and incomes of the elderly in Canada, 1971-1985, 13-588 no. 2

AUTHOR/TITLE INDEX

- People in co-operative housing, 11-008E no. 18 (p. 27-31)
 Perceptions of the justice system, 11-008E no. 19 (p. 8-11)
 The performance of trustee pension funds, 75-001E vol. 2 no. 1 (p. 42-51)
 Performing arts, 11-008E no. 19 (p. 25-28), 87-209
 Periodical publishing, 87-203
 Peron, Y., 82-543E
 Perreault, J., 91-520
 Perspectives Canada III, 11-511E
 Perspectives on health, 82-540E
 Perspectives on labour and income, 75-001E
 Picot, G., 89-501E, 89-507E, 89-518
 Pierre-Pierre, F., 12-519E
 Place name reference lists, 1986 census, 92-121 to 92-123
 Platek, R., 12-519E
 Pold, H., 75-001E vol. 2 no. 2 (p. 41-49), vol. 2 no. 3 (p. 42-49)
 Police personnel and expenditures in Canada, 1989, 85-002 vol. 10 no. 18
 Policing in Canada, 11-008E no. 17 (p. 18-21)
 Policing in Canada, 1986, 85-523
 Population and dwelling characteristics, census divisions and subdivisions, 1986 census, 94-101 to 94-124
 Population and dwelling counts, Canada, 1986 census, 92-101 to 92-104
 Population and dwelling counts, provinces and territories, 1986 census, 92-109 to 92-120
 Population estimation methods, Canada, 91-528E
 Population projections for Canada, provinces and territories, 1989-2011, 91-520
 A portrait of children in Canada, 89-520
 A portrait of seniors in Canada, 89-519
 Postcensal annual estimates of population by marital status, age, sex and components of growth for Canada, provinces and territories, 91-210
 Postcensal annual estimates of population for census divisions and census metropolitan areas, (component method), 91-212
 Postcensal annual estimates of population for census divisions and census metropolitan areas, (regression method), 91-211
 Postcensal estimates of families, Canada, provinces and territories, 91-204
 Poulin, S., 11-010 vol. 4 no. 9 (p. 4.1-4.13)
 Poutanen, N., 11-008E no. 19 (p. 2-5)
 Preliminary analysis of the contribution of direct government payments to realized net farm income, 21-601 no. 5
 Preliminary crime statistics, 85-002 vol. 10 no. 9, vol. 11 no. 9
 Preliminary statement of Canadian international trade, 65-001P
 Prentice, B., 89-502E
 Price indexes for Canadian industrial research and development expenditures, 88-509
 Price level measurement: proceedings from a conference sponsored by Statistics Canada, 62-602
 The price of labour, 75-001E vol. 2 no. 3 (p. 42-49)
 Priest, G., 11-008E no. 17 (p. 5-8)
 Primary iron and steel, 41-001
 Primary metal industries, 41-250, 41-250B
 Primary textile industries, 34-250, 34-250B
 Principal vital statistics by local areas, 84-542
 Printing, publishing and allied industries, 36-251, 36-251B
 Private and public investment in Canada, intentions, 61-205
 Private and public investment in Canada, revised intentions, 61-206
 Proceedings of a Workshop on Demographic Trends and their Impact on the Canadian Labour Market, 71-603E
 Processing time in youth courts, 1986-87 to 1989-90, 85-002 vol. 11 no. 4
 Production and disposition of tobacco products, 32-022
 Production and inventories of process cheese and instant skim milk powder, 32-024
 Production and shipments of blow-moulded plastic bottles, 47-006
 Production and shipments of steel pipe and tubing, 41-011
 Production and stocks of tea, coffee and cocoa, 32-025
 Production of poultry and eggs, 23-202
 Production of selected biscuits, 32-026
 Production, sales and stocks of major appliances, 43-010
 Production, shipments and stocks on hand of sawmills east of the Rockies (excluding Newfoundland and Prince Edward Island), 35-002
 Production, shipments and stocks on hand of sawmills in British Columbia, 35-003
 Products and services, 1986 census, 99-102E, 99-103E
 Products shipped by Canadian manufacturers, 31-211
 A Profile of Canadian agriculture, 1986 census, 96-113
 Profile of Canadians with disabilities, 11-008E no. 18 (p. 2-5)
 Profile of courts in Canada, 1987-1988, 85-511E
 Profile of ethnic groups, 1986 census, 93-154
 Profile of persons with disabilities residing in health care institutions in Canada, 82-615 vol. 6
 A Profile of the disabled in Canada, 1986 census, 98-126
 Profile of the immigrant population, 1986 census, 93-155
 Projections of households and families for Canada, provinces and territories, 1989-2011, 91-522
 Provincial and territorial government employment, 72-007
 Provincial census tracts, 1986 census, 99-122 to 99-125
 Provincial economic accounts, annual estimates, 13-213
 Provincial economic accounts: historical issue, 1961-1986, 13-213S
 Provincial economic accounts, preliminary estimates, 13-213P
 Provincial government enterprise finance, 61-204
 Provincial government finance, assets, liabilities, source and application of funds, 68-209
 Provincial government finance, revenue and expenditure, 68-207
 Provincial gross domestic product by industry, 15-203
 Pryor, E., 91-530E
 Public libraries, 87-205
 Public libraries in Canada: a three year digest, 1982-1984, 87-205S
 Public perceptions of crime and the criminal justice system, 85-002 vol. 11 no. 1
 Public sector employment and remuneration, 72-209
 Pulpwood and wood residue statistics, 25-001
- Q**
- Quarries and sand pits, 26-225
 Quarterly demographic statistics, 91-002
 Quarterly estimates of trustee pension funds, 74-001
 Quarterly financial statistics for enterprises, 61-008
 Quarterly hospital information system, 82-003S suppl. no. 4
 Quarterly report on energy supply-demand in Canada, 57-003
 Quarterly shipments of household furniture products, 35-007
 Quarterly shipments of office furniture products, 35-006

AUTHOR/TITLE INDEX

R

- Radio and television broadcasting, 56-204
 Rail in Canada, 52-216
 Railway carloadings, 52-001
 Railway operating statistics, 52-003
 Ram, B., 91-535E, 98-123
 Randall, J., 13-589E
 Rashid, A., 13-578, 13-584, 13-588 no. 4, 75-001E vol. 2 no. 3 (p. 50-60), vol. 3 no. 2 (p. 27-37), 98-128
 Rathwell, S., 99-136E
 Rawson, N., 82-003 vol. 3 no. 1 (p. 33-57)
 Reading skills, 11-008E no. 19 (p. 22-24)
 Recent trends in the automotive industry, 11-010 vol. 4 no. 1 (p. 4.1-4.14)
 Recent trends in wages, 75-001E vol. 2 no. 4 (p. 41-50)
 Rechnitzer, E., 81-574E
 Recidivists in youth court: an examination of repeat young offenders convicted in 1988-89, 85-002 vol. 10 no. 8
 Reed, P., 89-502E
 Refined petroleum and coal products industries, 45-250, 45-250B
 Refined petroleum products, 45-004
 Regional unemployment, 11-008E no. 16 (p. 24-26)
 Report of the Canadian Health and Disability Survey, 1983-1984, 82-555E
 Report on fur farms, 23-208
 Report on the demographic situation in Canada, 91-209E
 Residential care facilities, aged, 82-003S suppl. no. 18
 Residential care facilities for mental disorders, 83-238
 Residential care facilities for the aged, 83-237
 Residential care facilities, mental disorders, 82-003S suppl. no. 19
 Residential general contractors and developers, 64-208
 Restaurant, caterer and tavern statistics, 63-011
 Results from a special survey of employers, 71-535 no. 3
 Results from the absence from work surveys, 1978 to 1981, 71-601 no. 32
 Retail chain and department stores, 63-210
 Retail commodity survey, 1989, 63-541
 Retail trade, 63-005
 Revisions to the treatment of imputed house rents in the Canadian farm accounts, 1926-1979, 21-601E no. 10
 Richmond, A., 91-536E
 Rigid insulating board, 36-002
 Road motor vehicles, fuel sales, 53-218
 Road motor vehicles, registrations, 53-219
 Romaniuc, A., 91-524E
 Ross, L., 98-124
 Roy, F., 11-010 vol. 4 no. 1 (p. 4.1-4.14)
 RRSPs: tax-assisted retirement savings, 75-001E vol. 2 no. 4 (p. 9-20)
 Rubber and plastic products industries, 33-250, 33-250B

S

- Sacco, V., 11-008E no. 16 (p. 15-17), no. 17 (p. 10-13), no. 19 (p. 8-11), 11-612E no. 2
 Salaries and salary scales of full-time teaching staff at Canadian universities, 81-258, 81-258P, 81-258S
 Satin, A., 12-602E
 Schooling and major field of study, 1986 census, 93-110
 Science statistics, 88-001
 Seasonal variations in the Canadian economy: retail trade, 16-502

- Secretaries, 11-008E no. 17 (p. 25-27)
 Sedative-hypnotic drug use in Canada, 82-003 vol. 3 no. 1 (p. 33-57)
 Séguin-Dulude, L., 88-510
 Selected socio-economic consequences of disability for women in Canada, 82-615 vol. 2
 Self-employment in Canada, 71-601 no. 45
 The seniors boom: dramatic increases in longevity and prospects for better health, 89-515
 Seniors with disabilities, 11-008E no. 20 (p. 14-16)
 Sentencing in youth courts, 1984-85 to 1988-89, 85-002 vol. 10 no. 1
 Service industry bulletin, 63-015
 Sharpe, A., 75-001E vol. 2 no. 2 (p. 9-18), vol. 2 no. 4 (p. 21-31)
 Shastry, W., 12-602E
 Shea, C., 11-008E no. 18 (p. 21-23)
 Shelter costs, 11-008E no. 16 (p. 6-10)
 Sherman, G., 82-003 vol. 3 no. 1 (p. 7-31)
 Shifting patterns of unemployment distribution since the 1960s, 75-001E vol. 2 no. 3 (p. 61-66)
 Shipments of animal and poultry feeds, 32-004
 Shipments of plastic film and bags manufactured from resin, 47-007
 Shipments of solid fuel burning heating products, 25-002
 Shipping in Canada, 54-205
 Siddiqi, Y., 11-010 vol. 4 no. 5 (p. 3.1-3.7)
 Silver, I., 98-135
 Skof, K., 98-123
 Sleep patterns, 11-008E no. 19 (p. 16-17)
 Small business in Canada, a statistical profile, 61-231
 Smith, P., 75-001E vol. 2 no. 4 (p. 41-50)
 Social security, national programs. Volume 2, Unemployment insurance, 1984, 86-506
 Social security, national programs. Volume 3, Canada and Quebec pension plans, 1984, 86-507
 Social security, national programs. Volume 4, Family allowances and related programs, 1982, 86-508
 Social security, national programs. Volume 5, Old age security, guaranteed income supplement and spouse's allowance, 1982, 86-509
 Social security, national programs. Volume 6, Social allowances and services, 1982, 86-510
 Social security, national programs. Volume 7, Other programs, 1982, 86-511
 Socio-economic characteristics of the farm population, 1986 census, 96-114
 Some facts about therapeutic abortions in Canada, 1970-1982, 82-601
 Sound recording, 87-202
 Special trade contractors, 64-210
 Specified domestic electrical appliances, 43-003
 Spinelli, J., 82-565, 84-544
 Standard classification of goods, 1988: based on the Harmonized Commodity Description and Coding System, 12-580E
 Standard geographical classification: SGC, 1986, 12-571 to 12-573
 Standard industrial classification, 1980, 12-501E
 Standard occupational classification, 1980, 12-565E
 Statistics Canada catalogue, 11-204E
 Statistics Canada publication list, 11-209E
 Steel wire and specified wire products, 41-006

AUTHOR/TITLE INDEX

Stevens, P., 12-519E
 Stocks of food commodities in cold storage and other warehouses, 32-217
 Stone, L., 89-508, 89-515, 98-121
 Strike, C., 11-008E no. 17 (p. 25-27)
 Strohmenger, C., 82-540E, 82-543E
 Subprovincial data for Alberta, 82-611
 Subprovincial data for British Columbia, 82-612
 Subprovincial data for Manitoba, 82-609
 Subprovincial data for New Brunswick, 82-606
 Subprovincial data for Newfoundland, 82-603
 Subprovincial data for Nova Scotia, 82-605
 Subprovincial data for Ontario, 82-608
 Subprovincial data for Prince Edward Island, 82-604
 Subprovincial data for Quebec, 82-607
 Subprovincial data for Saskatchewan, 82-610
 Subterritorial data for Northwest Territories, 82-614
 Subterritorial data for Yukon, 82-613
 The sugar situation, 32-013
 Summary of Canadian international trade, 65-001
 A summary of commodity programs in the United States, 21-601E no. 7
 Supplement to "Historical tables for census education data 1971, 1976 and 1981", 13-579S
 Supplementary documents, Listing of, 11-207
 Supplementary measures of unemployment, an update, 71-601 no. 41
 The supply of illicit drugs in Canada, 85-002 vol. 10 no. 6
 Surface and marine transport, 50-002
 Surgery among elderly people, 11-008E no. 21
 Surgical procedures and treatments, 82-003S suppl. no. 2
 Survey methodology, 12-001
 Survey of Canadian nursery trades industry, 22-203
 Survey sampling: a non-mathematical guide, 12-602E
 Swain, S., 99-109E
 The system of government financial management statistics, 68-507E

T

Taxes, transfers and regional disparities, 75-001E vol. 2 no. 4 (p. 51-61)
 Teachers in universities, 81-241
 Technology and commodity trade, 88-503E
 Telecommunications statistics, 56-201
 Telephone statistics, 56-002, 56-203
 Television viewing, 87-208
 Tepperman, L., 82-615 vol. 2
 Textile products industries, 34-251, 34-251B
 Then and now: the changing face of unemployment, 75-001E vol. 3 no. 1 (p. 37-45)
 Therapeutic abortions, 82-003S suppl. no. 9
 Therapeutic abortions, Canada, 82-546
 Threlfall, W., 82-565, 84-544
 Time lost: an alternative view of unemployment, 75-001E vol. 2 no. 1 (p. 73-77)
 Time use of the elderly, 11-008E no. 17 (p. 28-30)
 Toronto 150: portrait of a changing city, 11-605E
 Total income: individuals, 1986 census, 93-114
 Tourism in Canada, 87-401
 Tracking down discretionary income, 11-010 vol. 4 no. 3

(p. 4.1-4.14), 75-001E vol. 3 no. 1 (p. 27-36)
 Trading places: men and women in non-traditional occupations, 1971-86, 75-001E vol. 2 no. 2 (p. 58-68)
 Training the work force: a challenge facing Canada in the 90s, 75-001E vol. 2 no. 4 (p. 21-31)
 Transportation equipment industries, 42-251, 42-251B
 Trant, M., 21-601E no. 10
 Travel-log, 87-003
 Traveller accommodation statistics, 63-204
 Trends in impaired driving statistics, 1990, 85-002 vol. 11 no. 13
 Trends in occupation and industry, 1986 census, 98-135
 Trois-Rivières: a metropolitan profile, 11-607E
 Trovato, F., 11-008E no. 21 (p. 6-10)
 Trucking in Canada, 53-222
 Trusteed pension funds, financial statistics, 74-201
 Tuberculosis statistics, 82-003S suppl. no. 10
 Tuition and living accommodation costs at Canadian universities, 81-219

U

Under the influence, 75-001E vol. 2 no. 3 (p. 30-41)
 Unemployment insurance statistics, 73-001
 Unemployment insurance statistics, annual supplement, 73-202S
 Unincorporated places, 1986 census, 92-105
 Universities, enrolment and degrees, 81-204
 University finance, trend analysis, 81-260
 University graduates and jobs: changes during the 1970s: a comparison of the occupations and industrial sectors entered by university graduates in 1971 and 1978, 89-501E
 Urban and rural areas, Canada, provinces and territories, part 1, 1986 census, 94-129
 Urbanization in Canada, 11-008E no. 21
 Usage of fertilizer materials, 1984, 46-504
 A user guide to the Canadian system of national accounts, 13-589E
 User's guide, 1986 census, 96-101
 User's guide to 1986 census data on families, 1986 census, 99-113E
 User's guide to 1986 census data on industry, 99-110E
 User's guide to 1986 census data on labour force activity, 1986 census, 99-111E
 User's guide to 1986 census data on major field of study, 1986 census, 99-130E
 User's guide to 1986 census data on occupation, 1986 census, 99-109E
 User's guide to the quality of 1986 census data: coverage, 1986 census, 99-135E
 Users' guide to the quality of 1986 census data: sampling and weighting, 99-136E

V

Vending machine operators, 63-213
 Verma, R., 91-527E
 Violent crime in Canada, 85-002 vol. 10 no. 15
 Violent offences by young offenders, 1986-87 to 1988-89, 85-002 vol. 10 no. 5
 Violent victimization, 11-008E no. 17 (p. 10-13)
 Visible minorities in the Canadian labour force, 75-001E vol. 3 no. 2 (p. 17-26)

AUTHOR/TITLE INDEX

W

- Wannell, T., 75-001E vol. 2 no. 2 (p. 19-31), 89-518
 Wealth of families with working wives, 1977, 13-578
 Welsh, S., 96-114
 What Canadians are eating, 11-008E no. 19 (p. 2-5)
 Where does time go? 11-612E no. 4
 Where the money goes: spending patterns in Canada and the U.S.,
 75-001E vol. 2 no. 3 (p. 9-22)
 White, P., 11-008E no. 18 (p. 7-10), 98-132
 Who's looking after the kids? Child care arrangements of working
 mothers, 75-001E vol. 3 no. 2 (p. 68-76)
 Wholesale trade, 63-008
 Wholesale trade statistics, wholesale merchants, agents and
 brokers, 63-226
 Wilkins, R., 82-003 vol. 3 no. 1 (p. 7-31)
 Winnipeg, 11-008E no. 16 (p. 31-33)
 Wives as primary breadwinners, 75-001E vol. 2 no. 1 (p. 64-72)
 Wolff, L., 11-008E no. 20 (p. 27-29), 85-002 vol. 11 no. 7
 Women and crime, 85-002 vol. 10 no. 20
 Women in Canada: a statistical report, 89-503E
 Women in school administration, 11-008E no. 18 (p. 24-25)
 Women in the labour force, 98-125
 Women in the workplace: selected data, 71-534
 Women's earnings and family incomes, 75-001E vol. 3 no. 2
 (p. 27-37)
 Wong, F., 75-001E vol. 2 no. 1 (p. 17-28), vol. 2 no. 3 (p. 42-49)
 Wood industries, 35-250, 35-250B
 Work and relative poverty, 75-001E vol. 2 no. 2 (p. 32-40)
 Work injuries, 72-208
 Workmen's/workers' compensation, social security, provincial
 programs, 1980, 86-501
 Wright, C., 85-002 vol. 11 nos. 8, 15

Y

- Year-end review of labour markets, 11-010 vol. 4 no. 2
 (p. 3.1-3.20), 75-001E vol. 3 no. 1 (suppl.)
 Young, S., 99-109E
 Young offenders, 11-008E no. 18 (p. 11-14)
 Your guide to the Consumer Price Index, 62-557E
 Youth court statistics preliminary data, 1989-90 highlights, 85-002
 vol. 10 no. 13
 Youth court statistics preliminary data, 1990-91 highlights, 85-002
 vol. 11 no. 14
 Youth crime in Canada, 1986-1988, 85-002 vol. 10 no. 12
 Youth in Canada: selected highlights, 89-511

Numbers To Count On

**Statistics Canada data bases compact enough
for your pocket. Numeric information on
CD-ROM for research and business applications.**



- **StatCan: 1991 CANSIM Disc** - Canadian information about economic conditions, businesses, institutions and the social environment.
- **StatCan: 1991 CANSIM Directory Disc** - A key-word searchable directory to Statistics Canada's CANSIM data base.
- **Canada 1986 Census Profiles CD-ROM** - Data describing the demographic, housing, family, cultural and economic characteristics of Canadians. Available for thousands of sub-provincial areas.
- **Software to retrieve, manipulate and display data in table or chart form.** Also allows export of data for use with commercial software packages.
- **Substantial discounts to educational institutions.**
- **A network of commercial distributors for sales and product support.**

More Details?

**ELECTRONIC DATA DISSEMINATION DIVISION
STATISTICS CANADA**

Tel: (613) 951-8200 Fax: (613) 951-1134



Statistics Canada
Statistique Canada

ELECTRONIC PRODUCTS

Contents	Page
Electronic Products	
<i>Microdata Files</i>	349
<i>Mapping Services</i>	379
<i>Cansim Databases</i>	380
<i>Data in Microform</i>	382
<i>Special Request Tabulations</i>	382
<i>Trade Databases</i>	382
<i>Environmental Information System</i>	383
<i>Small Area and Administrative Data Databases</i>	384
<i>Health Indicators Database</i>	385
<i>Small Business Statistics</i>	385
<i>Index</i>	387

MICRODATA FILES

Microdata files consist of unaggregated records of individual responses to Agency surveys, which have been carefully screened to ensure complete confidentiality (i.e. all records are non-identifiable). Selected data sets in this form have been assembled to be used, along with necessary documentation, on users' own computer systems.

The file descriptions were supplied by project managers in various divisions throughout the Agency. The descriptions may vary somewhat in consistency of content and presentation. However, users should find the descriptive material adequate as a first step in the identification of data related to their needs.

The file descriptions are in the form of information profiles. Each heading provides information on an important aspect of the file. Although not detailed, the profile information is designed to permit a prospective client to decide if information from a particular file is likely to meet his or her need. However, before ordering, it is advised that the address or telephone number provided under the heading "Contact" be used to obtain information on availability as well as quality, confidentiality, delivery dates, or other conditions or restrictions which may apply.

MDF-3121

Survey of Financial Statistics of Universities and Colleges. 1972/1973 -

Summary

This annual survey collects financial statistics on Canadian universities in conjunction with the Canadian Association of University and Business Officers (C.A.U.B.O.) to provide consolidated statistics on total revenue and expenses.

Frequency

Annual, first survey conducted in 1972

Reference period

Fiscal year

Universe

All degree granting institutions

Geographic coverage

Canada, all provinces

Sample size

95 approximately

Collection method

100% self-completion, mail out/mail back

Collection period

From July 1 to October 15

Related publications

81-002, 81-208, 81-220, 81-229, 81-260, 81-560

Price

\$200.00 per file

Contact

Bernard Bourgoin
Education, Culture and Tourism Division
(613) 951-1506

MDF-3135

National Graduate Survey. 1978-

Summary

The survey was designed to determine the employment experience of university and college graduates and provide information on rates of unemployment, under-employment, career expectations, and the relationship between post-secondary education and occupational experience. Information is given on fields of study, employment 2 or 5 years after graduation (occupations and industries), relationships between study and employment, annual salaries, percentage working/not working, and job satisfaction.

Frequency

First survey conducted in 1978 for 1976 graduates; update conducted in 1984 for 1982 graduates; 1987 for 1982 graduates; 1988 for 1986 graduates

Reference period

1976 to 1978; 1982; 1986

ELECTRONIC PRODUCTS – MICRODATA FILES

Universe

All graduates of university, college, and trade vocational programs (trade vocational programs were not covered in 1978)

Geographic coverage

All provinces except Quebec for 1978

Sample size

1978: 29,609; 1984: 35,717; 1987: 35,717; 1988: 40,814

Collection method

Telephone interview

Collection period

June/July 1978 ; June 1984, 1987, 1988

Related publications

81-572

Price

\$1,000.00 per file

Contact

Doug Lynd
Education, Culture and Tourism Division
(613) 951-1524

Ray Lortie
Education, Culture and Tourism Division
(613) 951-1525

MDF-3217

Canada Health Survey. 1978/79

Summary

This sample survey provides data on the lifestyle and health of Canadians, and was conducted jointly by Statistics Canada and Health and Welfare Canada. Persons in households are the basic sampling units. 352 variables including weighting factors are available. Briefly, these variables measure 1) risk factors: lifestyle, bio-medical and environmental; 2) health status: physical and emotional health and health problems; and 3) health status consequences: medical care utilization and health problem impact. Extensive demographic and some household characteristic information is available.

Universe

Non-institutionalized population of Canada, excluding residents of the Territories, Indian reserves, and remote areas as defined by the Labour Force Survey

Geographic coverage

Regions

Sample size

31,668; approximately 12,000 households

Collection method

Personal interview; physical measures (fitness tests and blood samples)

Collection period

Survey conducted May 1978 to March 1979; only data for July 1978 to March 1979 are available for public use

Related publications

82-538

Price

\$300.00

Contact

Diane Muralt
Canadian Centre for Health Information
(613) 951-8575

Lise Lafleur
Canadian Centre for Health Information
(613) 951-1636

MDF-3221a

Health and Activity Limitation Survey (HALS): Adults in Households. 1986

Summary

This post-censal survey identifies numbers and distribution of disabled adults in households, and the barriers experienced by them in such areas as employment, education, transportation, community support, housing, and leisure activities. Includes selected demographic data from the 1986 Census as well as information on the nature and severity of disability, the type of aids used or needed, and income and expenses resulting from a health problem or condition. Records are also included for non-disabled persons, giving census data only.

Universe

Persons 15 years of age and over living in Canadian households at the time of the 1986 Census

Geographic coverage

Canada; provinces; territories; and the following census metropolitan areas (CMAs): St. John's, Halifax, Montreal, Toronto, Winnipeg, Edmonton, Calgary, Vancouver

ELECTRONIC PRODUCTS – MICRODATA FILES

Sample size

Total respondents (disabled and non-disabled): 132,337;
Disabled: 71,900

Collection method

Personal/telephone interview

Collection period

August to October 1986

Related publications

82-602 to 82-615

Price

\$3,000.00

Contact

Janet Pantalone
Post-Censal Surveys Program
(613) 951-2050
(Bilingual)

Adele Furrie
Post-Censal Surveys Program
(613) 951-4531
(English only)

MDF-3221b

**Health and Activity Limitation Survey (HALS):
Children in Households. 1986**

Summary

This post-censal survey identifies numbers and distribution of disabled children in households, and the barriers experienced by them in such areas as education, transportation and housing. Includes selected demographic data from the 1986 Census as well as information on the nature and severity of disability, long-term conditions or health problems, the type of aids used, and expenses resulting from a health problem or condition. Records are also included for non-disabled children, giving census data only.

Universe

Persons 14 years of age and under, living in Canadian households at the time of the 1986 Census

Geographic Coverage

Canada and the following four regions: East, Quebec, Ontario and West (including Yukon and Northwest Territories)

Sample size

Total respondents (disabled and non-disabled): 35,160;
Disabled: 10,240

Collection method

Personal/telephone interview

Collection period

August to October 1986

Related publications

82-602 and 82-615

Price

\$1,000.00

Contact

Janet Pantalone
Post-Censal Surveys Program
(613) 951-2050
(Bilingual)

Adele Furrie
Post-Censal Surveys Program
(613) 951-4531
(English only)

MDF-3222

**Health and Activity Limitation Survey (HALS):
Disabled Adults in Health-Related Institutions.
1987**

Summary

This post-censal survey identifies numbers and distribution of disabled adults in institutions, and the barriers experienced by them. Types of institutions include special care homes and institutions for the elderly and chronically ill, general hospitals, psychiatric institutions, and treatment centres and institutions for the physically handicapped. Data includes nature and severity of disability, type of aids used or needed, and out-of-pocket expenses resulting from a health problem or condition.

Universe

Disabled adults aged 15 and over, who as of March 1, 1987 had been residing in a health-related institution for a continuous period of at least 6 months

Geographic coverage

Canada (excluding the Yukon and Northwest Territories); provinces

ELECTRONIC PRODUCTS – MICRODATA FILES

Sample size

Approximately 17,434 persons from 1100 institutions

Collection method

Personal interview

Collection period

March to April 1987

Related publications

82-602 to 82-615

Price

\$1,500.00

Contact

Janet Pantalone
Post-Censal Surveys Program
(613) 951-2050
(Bilingual)

Adele Furrie
Post-Censal Surveys Program
(613) 951-4531
(English only)

MDF-3502a

Census Families: Income. 1971-

Summary

This file contains data collected in the Survey of Consumer Finances. Census family variables include detailed income by source and family characteristics. With this file users may identify, for analysis, specific family types such as two-parent and lone-parent families. Information is also provided on earnings, transfers, and total income for the head and the spouse of the census family unit, as well as personal and labour-related characteristics.

Frequency

Biennial (1971 to 1981), 1982; annual (1984-)

Reference period

Calendar year; the year in the title of the file is the income year

Universe

Census families and persons not in families living in private dwellings in Canada; excludes the Yukon, Northwest Territories, and Indian reserves

Geographic coverage

Codes are given for provinces, areas with population 500,000 +; 100,000 to 499,999; 30,000 to 99,999; urban areas less than 30,000; and rural areas

Sample size

43,424 Census families (1990)

Collection method

Mail out/telephone interview

Collection period

April following the reference year

Related publications

13-208

Price

\$1,000.00 per file

Contact

Peter Hewer
Household Surveys Division
(613) 951-9775
(613) 951-9778

MDF-3502b

Economic Families: Income. 1973-

Summary

This file contains data collected in the Survey of Consumer Finances. Economic family variables include detailed income by source and family characteristics. With this file users may identify, for analysis, specific family types such as dual-earner families and lone-parent families. Information is also provided on earnings, transfers, and total income for the head and spouse of the economic family unit, as well as personal and labour-related characteristics.

Frequency

Biennial (1973 to 1981), 1982; annual (1984-)

Reference period

Calendar year; the year in the title of the file is the income year

Universe

Economic families and unattached individuals living in private dwellings in Canada; excludes the Yukon, Northwest Territories and Indian reserves

ELECTRONIC PRODUCTS – MICRODATA FILES

Geographic coverage

Codes are given for provinces, areas with population 500,000+; 100,000 to 499,999; 30,000 to 99,999; urban areas less than 30,000; and rural areas

Sample size

41,406 Economic families (1990)

Collection method

Mail out/telephone interview

Collection period

April following the reference year

Related publications

13-207; 13-210; 13-217

Price

\$1,000.00 per file

Contact

Peter Hewer
Household Surveys Division
(613) 951-9775
(613) 951-9778

MDF-3502c

Income, Assets and Debt. 1977, 1984

Summary

This file contains data collected in the Survey of Consumer Finances. Information is provided for eleven component sources of family assets, nine component sources of family income, and three component sources of family debt. Family characteristics, personal and labour-related characteristics of family head and spouse, and data on total net worth are also included.

Reference period

Income for previous calendar year; assets and debts at time of survey; the year in the title of the file is the survey year

Universe

Economic families and unattached individuals living in private dwellings in Canada; excludes the Yukon, Northwest Territories, and Indian reserves

Geographic coverage

Codes are given for regions, and areas with population 500,000+; 30,000 to 99,999; 100,000 to 499,999; urban areas less than 30,000; and rural areas

Sample size

14,029 Economic families (1984)

Collection method

Personal interview

Collection period

April/May

Related publications

13-570; 13-572; 13-578; 13-580

Price

\$1,000.00 per file

Contact

Peter Hewer
Household Surveys Division
(613) 951-9775
(613) 951-9778

MDF-3502d

Individuals Aged 15 and Over, With and Without Income. 1981-

Summary

This file contains data collected in the Survey of Consumer Finances. Information is provided on income as well as personal and labour-related characteristics of individuals 15 and over. A limited number of characteristics of the individual's economic and census families are also included.

Frequency

Annual (no file for 1983 income)

Reference period

Calendar year; the year in the title of the file is the income year

Universe

Individuals 15 years and over living in private dwellings in Canada; excludes the Yukon, Northwest Territories, and Indian reserves

Geographic coverage

Codes are given for provinces, areas with population 500,000+; 100,000 to 499,999; 30,000 to 99,999; urban areas less than 30,000; and rural areas

Sample size

81,696 Individuals (1990)

ELECTRONIC PRODUCTS – MICRODATA FILES

Collection method

Mail out/telephone interview

Collection period

April following the reference year

Related publications

13-207; 13-210; 13-217

Price

\$1,000.00 per file

Contact

Peter Hewer
Household Surveys Division
(613) 951-9775
(613) 951-9778

MDF-3502e

Key File. 1987-

Summary

The purpose of this file is to enable users to combine the Survey of Consumer Finances and Household Income Facilities and Equipment (HIFE) files into custom-tailored household and sub-household units. This file consists of one record for each child and adult in the survey's samples. Each record has the household economic family, census family and individual 15 years and over individual microdata tape identification numbers.

Reference period

Income for previous calendar year and household facilities and equipment at the time of survey; the year in the title of the Key File is the survey date - eg, the 1990 Key File allows linkage of HIFE file containing May 1990 HFE data and income files containing 1989 income

Universe

Economic families and unattached individuals living in private dwellings in Canada; excludes the Yukon, Northwest Territories, and Indian reserves

Geographic coverage

Codes on linked files are given for regions, and areas with population 500,000 +; 100,000 to 499,999; 30,000 to 99,999; urban areas less than 30,000; and rural areas

Sample size

105,597 records (1990)

Collection method

Mail out/telephone interview

Collection period

April-May

Related publications

13-207; 13-208; 13-210; 13-217; 13-218; 64-202

Price

\$1,000.00 per file

Contact

Peter Hewer
Household Surveys Division
(613) 951-9775
(613) 951-9778

MDF-3503

Family Food Expenditure Survey. 1984-

Summary

This is a sample survey providing estimates of food expenditures and quantities purchased by spending units (families and unattached individuals) living in private households. Throughout the year people were asked to record their expenditure on food and other selected items for a period of 2 weeks. Topics include: composition of spending unit; characteristics of head and spouse and dwelling; food and beverages while away from home; personal income in past 12 months; food and beverages purchased from stores by type of store; and food and beverages from restaurants by type of restaurant.

Frequency

Biennial

Reference period

Two weeks following initial contact

Universe

Families and unattached individuals living in private households

Geographic coverage

1984: 15 major cities; 1986: urban and rural areas of all provinces

Sample size

1984: 5,500 households; 1986: 11,000 households

Collection method

Personal interview

ELECTRONIC PRODUCTS – MICRODATA FILES

Collection period

January to December

Related publications

62-554

Price

\$800.00 per file

Contact

Ulysse Nevraumont
Household Surveys Division
(613) 951-4645

MDF-3504

Survey of Family Expenditures. 1978-

Summary

This sample survey provides estimates of expenditures by spending units (families and unattached individuals) living in private households, as well as their budgets for the year, including all expenditures, income, and changes in assets and debts. Topics include: composition of spending unit, characteristics of dwelling, shelter expenses, furnishings and equipment, running the home, food and alcohol, clothing, medical and health care, travel and transportation, recreation and education, tobacco and miscellaneous expenses.

Frequency

Biennial

Reference period

Calendar year

Universe

Families and unattached individuals living in private households

Geographic coverage

1984: 15 major cities; 1978, 1982, 1986: urban and rural areas of all provinces

Sample size

1978: 9356 families; 1982: 10,938 families; 1984: 4792 families; 1986: 10,356 families; (the survey was not conducted for 1988); data for the 1990 survey will be released mid 1992

Collection method

Personal interview

Collection period

January to March following the reference year

Related publications

62-555

Price

\$800.00

Contact

Ulysse Nevraumont
Household Surveys Division
(613) 951-4645

MDF-3506

Household Income, Facilities and Equipment (HIFE). 1972-

Summary

This file combines data from the Survey of Consumer Finances (SCF) and the Household Facilities and Equipment Survey (HFE). It relates household facilities and equipment data to the level of household income received in the preceding year. Data items include: dwelling characteristics, household facilities and equipment, recreational equipment, household and family income, and personal and labour-related characteristics. The file for 1988 also includes data from the Shelter Cost Survey.

Frequency

Biennial: (1972 to 1982), 1983; annual: (1985-)

Reference period

Income data is for previous calendar year; household facilities and equipment are those present at time of survey; the year in the title of the file is the survey year - eg. 1989 HIFE file contains HFE data from May 1989 and 1988 income data from the SCF

Universe

Private households in Canada; excludes the Yukon, Northwest Territories, and Indian reserves

Geographic coverage

Codes are given for provinces, areas with population 500,000+; 100,000 to 499,999; 30,000 to 99,999; urban areas less than 30,000; and rural areas

Sample size

38,882 households (1990)

ELECTRONIC PRODUCTS – MICRODATA FILES

Collection method

Mail out/telephone interview

Collection period

April/May

Related publications

13-218; 13-560; 13-565; 13-567; 64-202

Price

\$1000.00 per file

Contact

Peter Hewer
Household Surveys Division
(613) 951-9775
(613) 951-9778

MDF-3507

Shelter Cost Survey. 1987-

Summary

This household survey provides estimates of shelter expenditures, including details on housing repair and renovation.

Frequency

Occasional

Reference period

Calendar year

Universe

All households, excluding Territories, Indian reserves and crown lands, inmates of institutions. For tabulation purposes, military camps, collective households and private households in "other" dwellings (motor homes, boats, tents, railroad cars, etc.) are excluded. The 1988 HRRS only covered homeowner households

Geographic coverage

Provinces

Sample size

48,000 households

Collection method

100% telephone interviews, but some personal interviews as per Labour Force Survey field methods

Collection period

2 weeks following the start of the March Labour Force Survey week

Related publications

62-201

Price

\$1000.00

Contact

Cynthia Silver
Household Surveys Division
(613) 951-4726

MDF-3701

Labour force survey (LFS). 1976-

Summary

The Labour Force Survey (LFS) is a household sample survey which collects data on the labour market activities of the working age population of Canada. It generates a wide range of estimates relating to the employed, the unemployed, and persons not in labour force.

Frequency

Monthly

Reference period

Week containing the 15th day of the month

Universe

Population aged 15 years and older, excluding inmates of institutions, full-time members of the Armed Forces and resident of Indian reserves

Geographic coverage

Provinces

Sample size

63,200 reporting units (households)

Collection method

80% telephone interview, 20% face to face interview

Collection period

Week containing the 22nd day of the month (the week following the reference week)

Related publications

71-001, 71-001P, 71-201, 71-220, 71-526, 71-528, 71-529

ELECTRONIC PRODUCTS – MICRODATA FILES

Price

\$125.00 for data covering one particular month; \$110.00 for data covering two months and over

Contact

Doug Drew
Household Surveys Division
(613) 951-4720
(English)

Jean-Marc Levesque
Household Surveys Division
(613) 951-2301
(French)

MDF-3801

Survey of Annual Work Patterns. 1979-1985

Summary

The survey provides information on persons employed all year, those not employed all year, those looking for work while unemployed, those who did not work at all, and students working sometime during the year.

Frequency

Irregular; for the year 1981, replaced by Survey of 1981 Work History; from 1986, replaced by Labour Market Activity Survey

Reference period

Calendar year

Universe

Civilian, non-institutionalized population 15 years of age and over, excluding residents of the Yukon, Northwest Territories, and Indian reserves

Geographic coverage

Provinces; major metropolitan areas

Sample size

40,000 (1985)

Collection method

Personal telephone interview

Collection period

December (1982 to 1985)

Related publications

71-531

Price

\$500.00 per file

Contact

Denis Lefebvre
Household Surveys Division
(613) 951-4600

MDF-3802

Fuel Consumption Survey. 1987, 1988

Summary

The purpose of the survey is to establish a database on personal use vehicles, containing the following information: total distance travelled, total amount of fuel consumed, average distance per unit of fuel, total expenditures on fuel, seasonal fluctuations in fuel consumption, and distance travelled by province.

Frequency

Annual

Reference period

Calendar year

Universe

1987: Personal use passenger cars, light trucks and vans
1988: Personal use passenger cars

Geographic coverage

10 provinces

Sample size

1987: 2559 cars, 1632 trucks; 1988: 2223 cars

Collection method

Telephone screening interview followed by mail out/mailback diary covering a one month period

Collection period

January to December 1987; January to December 1988

Sponsor

Road Safety and Motor Vehicle Regulation, Transport Canada

Related publications

53-007; 53-226

Price

\$300.00 per file (3 files)

ELECTRONIC PRODUCTS - MICRODATA FILES

Contact

Stephen Arrowsmith
Household Surveys Division
(613) 951-4646
(English)

Cynthia Silver
Household Surveys Division
(613) 951-4726
(French)

MDF-3804

Survey of 1981 Work History.

Summary

This survey was conducted as a supplement to the monthly Labour Force Survey, and provides detailed information on all jobs (up to a maximum of four) held by respondents over the course of 1981. For each job, data are shown for the industry, occupation, class of worker (paid, unpaid or self-employed) and months worked. For paid workers, data are presented on work schedule, wage rate, reasons for working variable hours, union membership, and desire for additional hours (part-time employees only). Standard demographic variables and annual income from all sources are shown for all respondents. Work history data for later years is collected in Survey of Annual Work Patterns and Labour Market Activity Survey.

Reference period

January to December 1981

Universe

Civilian, non-institutionalized population of Canada, 15 years and over, excluding residents of the Yukon, Northwest Territories and Indian reserves

Geographic coverage

Provinces

Sample size

33,733

Collection method

Personal/telephone interview

Collection period

January 1982

Sponsors

Labour Canada and Canada Employment and Immigration Commission

Related publications

71-002 (Oct.1982); 71-601 no. 38

Price

\$500.00

Contact

Mike Sivyier
Household Surveys Division
(613) 951-4598

MDF-3805

Survey of Absence from Work. 1976-1990

Summary

The survey is conducted as a supplement to the Labour Force Survey and provides information on absences from work by paid employees due to illness, accident or pregnancy. It includes number of hours worked, number of absences and duration, reasons for absence, and type of compensation received.

Frequency

Annual

Reference period

Calendar year

Universe

Civilian, non-institutionalized population of Canada, 15 years of age and over, excluding residents of the Yukon, Northwest Territories, and Indian reserves

Geographic coverage

Provinces

Sample size

26,000

Collection method

Personal/telephone interview

Collection period

February following the reference year

Sponsor

Actuarial Services Branch, Employment and Immigration Canada

Related publications

71-001; 71-601 no. 32

ELECTRONIC PRODUCTS – MICRODATA FILES

Price

\$500.00 per file

Contact

Denis Lefebvre
Household Surveys Division
(613) 951-4600

MDF-3806

Survey of Volunteer Workers. 1980

Summary

Conducted as a supplement to the Labour Force Survey, the Survey of Volunteer Workers contains basic information on volunteer workers in general rather than focusing on any particular group of workers. Topics include: quality, hours, and type of work, types of organization served, reasons for volunteering or not volunteering, and details of past volunteer activities.

Reference period

Past 12 months

Universe

Civilian, non-institutionalized population of Canada, 15 years of age and over, excluding residents of the Yukon, Northwest Territories, and Indian reserves

Geographic coverage

Provinces

Sample size

43,000 individuals in 18,745 households

Collection method

Personal interview

Collection period

February 1980

Related publications

71-601 no. 26

Price

\$500.00

Contact

Mike Sivyier
Household Surveys Division
(613) 951-4598

MDF-3807

Survey of Child Care. 1981

Summary

The survey was conducted as a supplement to the Labour Force Survey and provides detailed information on the type, quantity and cost of non-parental care received by pre-school and school-age children. Parents' reasons for choosing a particular type of care, their satisfaction with the arrangements, and their income range, are also presented. Standard demographic and labour market variables are shown for each child, and for each responsible adult (usually the mother) and spouse.

Universe

Civilian, non-institutionalized population of Canada, excluding residents of the Yukon, Northwest Territories, and Indian reserves

Geographic coverage

Provinces

Sample size

18,666

Collection method

Personal interview

Collection period

February 1981

Related publications

71-601 no. 31

Price

\$500.00

Contact

Mike Sivyier
Household Surveys Division
(613) 951-4598

MDF-3808a

Survey on the Importance of Wildlife to Canadians. 1988

Summary

The major objective of the survey is to collect information on watching, feeding, attracting, photographing, and hunting wildlife, and what these activities contribute to the Canadian economy. Information is provided on individuals' participation in and expenditure on wildlife activities under the following headings: general information, wildlife activities around residence or cottage, activities away from residence or cottage, and hunting wildlife.

ELECTRONIC PRODUCTS – MICRODATA FILES

Frequency

Occasional; conducted in 1982 under title: Survey on the Value of Wildlife to Canadians

Reference period

January to December 1987

Geographic coverage

Provinces

Sample size

68,000

Collection method

Mail out/mailback

Collection period

February 1988

Sponsor

Canadian Wildlife Service

Price

\$500.00

Contact

Anne Haining
Household Surveys Division
(613) 951-4592

MDF-3808b

Survey on the Value of Wildlife to Canadians, 1982

Summary

The major objective of the survey is to collect information on watching, feeding, attracting, photographing, and hunting wildlife, and what these activities contribute to the Canadian economy. Information is provided on individuals' participation in and expenditure on wildlife activities under the following headings: general information, wildlife activities around residence or cottage, activities away from residence or cottage, and hunting wildlife.

Frequency

Occasional; conducted in 1988 under title: Survey on the Importance of Wildlife to Canadians

Reference period

January to December 1981

Geographic coverage

Provinces

Sample size

68,000

Collection method

Personal/telephone interview

Collection period

February 1982

Sponsor

Canadian Wildlife Service

Price

\$500.00

Contact

Anne Haining
Household Surveys Division
(613) 951-4592

MDF-3810

Canadian Travel Survey, 1978-

Summary

Conducted as a supplement to the Labour Force Survey, the Canadian Travel Survey provides information on the characteristics of trips made by Canadians, including duration of trip, origin, destination, type of accommodation, reason for trip, mode of transportation, etc. In addition, socio-demographic characteristics of respondents are provided from the Labour Force Survey.

Frequency

Biennial (1982-)

Reference period

Previous quarter

Universe

Canadian population 15 years of age and over living in households, excluding residents of the Yukon, Northwest Territories, and Indian reserves

Geographic coverage

Provinces (origin and destination), selected census metropolitan areas (the 10 largest), tourism regions (destination only), and census economic regions (origin and destination)

ELECTRONIC PRODUCTS – MICRODATA FILES

Sample size

Varies between 7,000 and 25,000 households

Collection method

Personal/telephone interview

Collection period

January, April, July, October (every second year)

Sponsor

Tourism Canada

Related publications

87-504

Price

\$500.00 per file

Contact

Denis Lefebvre
Household Surveys Division
(613) 951-4600

MDF-3812

Travel to Work Survey, 1978-1984

Summary

As a supplement to the Labour Force Survey, the Travel to Work Survey is used to assist in the formulation of transportation policies and planning. Questions include: distance to place of work, time required to get to work, method of transportation used, perceived availability and use of public transportation, availability and use of automobiles, number of persons travelling together by car, and model and year of car.

Reference period

Previous week

Universe

Canadian employed population 15 years and over, excluding residents of the Yukon, Northwest Territories, and Indian reserves

Geographic coverage

Canada; provinces; 10 largest census metropolitan areas (CMAs); CMA total/non-CMA total

Sample size

40,000 (1984)

Collection method

Personal/telephone interview

Collection period

November

Sponsors

Transport Canada and Energy, Mines and Resources Canada

Related publications

87-502; 87-503

Price

\$500.00 per file

Contact

Denis Lefebvre
Household Surveys Division
(613) 951-4600

MDF-3813

Survey of Smoking Habits, 1972-

Summary

Conducted as a supplement to the Canadian Labour Force Survey, the Survey of Smoking Habits examines trends in the smoking behaviour of the Canadian population. The primary focus is on three specific groups: non-smokers, regular cigarette smokers, and occasional cigarette smokers.

Frequency

Irregular

Reference period

Calendar year

Universe

Persons 15 years and over from households across Canada, excluding the Yukon, Northwest Territories, and Indian reserves

Sample size

Approximately 32,500 persons from 18,600 households (1986)

Collection method

Telephone personal interview

Collection period

December

ELECTRONIC PRODUCTS – MICRODATA FILES

Sponsor

Health Promotion Directorate, Health and Welfare
Canada

Price

\$600.00 per file

Contact

Anne Haining
Household Surveys Division
(613) 951-4592

MDF-3814a

Current Population Profile. 1980

Summary

Conducted as a supplement to the Labour Force Survey, the 1980 Current Population Profile was designed to collect information about migrants coming to British Columbia and Alberta from other provinces since June 1, 1976. It contains data on language, education, migration history, and work experience before and after the most recent move.

Frequency

One time only; Canada update 1982

Reference period

June 1976 to December 1980

Universe

Civilian, non-institutionalized individuals 15 years of age and older, excluding residents of Indian reserves

Geographic coverage

British Columbia and Alberta

Sample size

22,000

Collection method

Personal interview

Collection period

December 1980

Related publications

71-601 no. 28

Price

\$500.00

Contact

Mike Sivyer
Household Surveys Division
(613) 951-4598

MDF-3814b

Current Population Profile. 1982, 1984

Summary

Conducted as a supplement to the Labour Force Survey, the Current Population Profile is designed to collect information on the numbers and characteristics of recent migrants in order to allow provinces to better assess their impact on social programs, and to improve the accuracy of intercensal migration data and population estimates. Topics include language, education, migration history, and work experience before and after the most recent move.

Frequency

Originally conducted in 1980 (British Columbia and Alberta only); update for Canada 1987

Universe

All household members aged 00 to 99, excluding residents of the Yukon, Northwest Territories, and Indian reserves

Geographic coverage

Provinces

Sample size

96,175 (1982)

Collection method

Personal/telephone interview

Collection period

August (1982)

Price

\$500.00

Contact

Mike Sivyer
Household Surveys Division
(613) 951-4598

ELECTRONIC PRODUCTS – MICRODATA FILES

MDF-3815

Survey of Leisure Time Activities and Reading Habits. 1978

Summary

The survey is aimed at determining directly who reads, how much reading is done, and what is read, including types of material and subject matter. It also updates general leisure-time activity data.

Reference period

Previous month

Universe

Individuals 15 years of age and older

Geographic coverage

Provinces

Sample size

9,333

Collection period

February 1978

Price

\$500.00

Contact

Mike Sivyer
Household Surveys Division
(613) 951-4598

MDF-3820

Labour Market Comparison Study. 1979

Summary

The survey was designed to answer questions on the structure and characteristics of employment and unemployment in Newfoundland. Ontario is used as the control group to compare and define differences. Topics include: search for work, type of work, earnings, choice of location, province, distance to work, past employment, training, attitudes towards unemployment insurance and work, cost of living comparison, receipt of unemployment insurance benefits, and income.

Reference period

Calendar year

Universe

Individuals 15 years of age and older

Geographic coverage

Newfoundland and Ontario

Sample size

3,200

Sponsor

Economic Council of Canada

Price

\$500.00

Contact

Mike Sivyer
Household Surveys Division
(613) 951-4598

MDF-3821

Survey of Job Opportunities. 1978-1989

Summary

Conducted as a supplement to the Labour Force Survey, the Survey of Job Opportunities collects information on persons not in the labour force who say they want and are available for work but who are not currently seeking employment. The purpose is to identify 1) persons inactive due to labour market conditions or their own preference, and the participation patterns and type of work desired by such individuals; 2) persons who have become discouraged looking for work and believe no suitable jobs are available; and 3) persons who know that work will not be available in their community until some future time, due to seasonal or economic conditions. Standard demographic variables are shown for each respondent.

Frequency

Annual

Reference period

Previous week

Universe

Civilian, non-institutionalized residents of Canada, 15 years and over, excluding residents of the Yukon, Northwest Territories, and Indian reserves

Geographic coverage

Provinces

Sample size

All Labour Force Survey rotation groups

ELECTRONIC PRODUCTS – MICRODATA FILES

Collection method

Telephone/personal interview

Collection period

March; September 1981, 1984

Related publications

71-001; 71-601 nos. 21, 23, 25, 27, 30

Price

\$500.00

Contact

Denis Lefebvre
Household Surveys Division
(613) 951-4600

MDF-3822a

Ontario Tourism Attitude and Motivation Study. 1986

Summary

Conducted in conjunction with the Labour Force Survey, the Ontario Tourism Attitude and Motivation Study was designed to discover not only the reason why trips were taken, but what motivated the traveller in the first place. The answers are an indication of how important people, places and things are to each trip, how pleased or displeased the person is with the trip, and what people look for and/or expect when they travel. The data can be used for the purpose of improving service to travellers.

Reference period

October 1985 to September 1986

Universe

Civilian household members 18 years of age and older

Geographic coverage

Ontario and Montreal

Sample size

Approximately 9,000

Collection method

Personal/telephone interview

Collection period

September 1986

Sponsor

Ontario Ministry of Tourism and Recreation

Price

\$500.00

Contact

Mike Sheridan
Household Surveys Division
(613) 951-9480

MDF-3822b

Tourism Attitude and Motivation Study. 1983

Summary

The Tourism Attitude and Motivation Study was designed to discover not only the reasons why trips were taken, but what motivated the traveller in the first place. The answers are an indication of how important people, places and things are to each trip, how pleased or displeased the person is with the trip, and what they look for and/or expect when they travel. The data can be used for the purpose of improving services to travellers.

Reference period

October 1982 to September 1983

Universe

Civilian household members 18 years of age and older

Geographic coverage

Provinces

Sample size

18,266

Collection method

Personal/telephone interview

Collection period

September 1983

Sponsor

Tourism Canada

Price

\$500.00

Contact

Mike Sheridan
Household Surveys Division
(613) 951-9480

ELECTRONIC PRODUCTS – MICRODATA FILES

MDF-3823

Postsecondary Student Survey. 1984

Summary

The survey was designed to address: 1) access to postsecondary education; 2) part-time and full-time study and employment; 3) students' income and expenditures; and 4) issues such as mobility, language and Canadian studies.

Reference period

1983 to 1984

Universe

Students enrolled in postsecondary study across Canada in the fall term of 1983

Geographic coverage

National

Sample size

63,838

Collection method

Mail out/mailback with telephone follow-up

Collection period

March 1984

Sponsor

Department of the Secretary of State

Price

\$500.00

Contact

Mike Sivyer
Household Surveys Division
(613) 951-4598

MDF-3826

Canadian Health and Disability Survey. 1983/84

Summary

The survey, a supplement to the Labour Force Survey, was conducted in response to the recommendation of the Special Parliamentary Committee on the Disabled and the Handicapped to generate comprehensive data on disabled persons in Canada. The file is composed of two separate databases: one for adults and one for

children under 15. Topics include nature of disability, use and need of aids and prostheses, education, accommodation, transportation, employment, and economic characteristics. Demographic and labour-related information from the Labour Force Survey are also included.

Frequency

One time only; evolved into the Health and Activity Limitation Survey (HALS)

Universe

Disabled persons in Canadian households, excluding residents of the Yukon, Northwest Territories and Indian reserves

Geographic coverage

Provinces

Sample size

Total sample: 126,698 adults, 59,195 children, 65,800 households; disabled: 15,854 adults, 3,382 children

Collection method

Personal interview

Collection period

October 1983 and June 1984

Related publications

82-555; 82-563

Price

\$1,000.00

Contact

Diane Muralt
Canadian Centre for Health Information
(613) 951-8575

Lise Lafleur
Canadian Centre for Health Information
(613) 951-1636

MDF-3828

Health Promotion Survey. 1985, 1990

Summary

The survey collected information on the knowledge, attitudes and behaviour of Canadians about health

ELECTRONIC PRODUCTS – MICRODATA FILES

issues. The purpose was to assist the Department of Health and Welfare in planning programs to promote healthy lifestyles. Topics include alcohol and drug use, smoking, exercise, safety, nutrition, dental health and sexually transmitted diseases.

Universe

Non-institutionalized persons 15 years and over

Geographic coverage

Canada, excluding the Northwest Territories and the Yukon

Sample size

Total sample: 13,941, proportionally distributed among provinces based on their population

Collection method

Telephone interview (Random Digit Dialling)

Collection period

June 1985, 1990

Sponsor

Health and Welfare Canada

Price

\$1,000.00

Contact

Jeanine Bustros
Household Surveys Division
(613) 951-6802

MDF-3830

Survey of Union Membership. 1984

Summary

The survey was designed to examine the number of paid workers covered by collective agreements, the number of workers who are union members, the most highly unionized industries and provinces, and the differences in wage and pension plans between unionized and non-unionized workers.

Reference period

1984

Universe

Civilian, non-institutionalized persons 15 years and over, excluding residents of the Yukon, Northwest Territories and Indian reserves

Geographic coverage

Provinces

Sample size

Approximately 84,000

Collection method

Personal/telephone interview

Collection period

December 1984

Sponsor

Labour Canada

Related publications

71-001 (December 1985)

Price

\$1,000.00

Contact

Mike Sivyer
Household Surveys Division
(613) 951-4598

MDF-3831

Survey on Work Reduction. 1985

Summary

Supplement to the Labour Force Survey designed to estimate the hours of work that would be made available from voluntary work reduction, and to determine the preference for various reduced work time patterns. The data were used by the Conference Board of Canada to determine whether unemployment could be reduced if some employed people would work fewer hours.

Universe

Civilian household members 18 years or over in paid employment

Geographic coverage

Canada, excluding residents of the Yukon, Northwest Territories, and Indian reserves

Sample size

25,000, lowered by non-response to 15,830

Collection method

Mail out/mailback

ELECTRONIC PRODUCTS – MICRODATA FILES

Collection period

June 1985

Sponsors

Finance Canada, Labour Canada, and Employment and Immigration Canada

Price

\$500.00

Contact

Anne Haining
Household Surveys Division
(613) 951-4592

MDF-3836

General Social Survey, cycle 1: Health and Social Support. 1985

Summary

The first General Social Survey was designed to monitor changes in the health of Canadians and to examine social support for persons 55 years and older. Topics include: barriers and bridges to improving health status (smoking, alcohol use, physical activity, etc.); current health status (happiness, activity limitation, health problems, etc.); and support networks and social participation of the elderly.

Frequency

Quinquennial

Universe

Non-institutionalized population 15 years and older in the 10 provinces

Geographic coverage

Provinces

Sample size

11,200

Collection method

Telephone interview using Random Digit Dialling for persons aged 15 to 64; personal interview for those 65 and over

Collection period

September/October 1985

Related publications

11-612 no. 1; 89-508

Price

\$750.00

Contact

Ed Praught
Housing, Family and Social Statistics Division
(613) 951-9180

MDF-3837a

Edmonton Crime Survey. 1985

Summary

From a random sample of households, data was collected about crime and victims in the city of Edmonton. The data will be used by the Department of the Solicitor General for the purpose of evaluating and planning crime prevention programs. Topics include: opinions on crime, local crime, personal characteristics, and victimization incidents.

Reference period

January to December 1984

Universe

Individuals 15 years and over

Geographic coverage

Edmonton, Alberta

Sample size

20,000 telephone numbers

Collection method

Telephone Interview (Random Digit Dialling)

Collection period

January 12 to February 9, 1985

Sponsor

Solicitor General of Canada

Price

\$500.00

Contact

Mike Sivyer
Household Surveys Division
(613) 951-4598

ELECTRONIC PRODUCTS – MICRODATA FILES

MDF-3837b

Canadian Urban Victimization Survey, 1982

Summary

Victimization surveys are able to collect information about crimes not reported to the police, and provide more detailed information than police records for those crimes which are reported. Data are provided on the extent, distribution and impact of selected crimes, the risk of criminal victimization, and the functioning of the criminal justice system.

Reference period

January to December 1981

Universe

Households in selected census metropolitan areas

Geographic coverage

Vancouver, Edmonton, Winnipeg, Toronto, Montreal, Halifax/Dartmouth, St. John's

Sample size

Approximately 8,000 to 10,000 persons per city

Collection period

January 1982

Sponsor

Department of the Solicitor General

Price

\$1,000.00

Contact

Mike Sivyer
Household Surveys Division
(613) 951-4598

MDF-3839

Family History Survey, 1984

Summary

The survey was conducted as a supplement to the Labour Force Survey in response to increasing demand for longitudinal data on the formation and dissolution of families. Respondents were asked to provide detailed information on marriages, common-law partnerships, children they had or had raised, and work patterns. Demographic and labour market related information from the Labour Force Survey are included for each respondent in addition to the family history data.

Universe

Persons 18 to 65 years of age living in households

Geographic coverage

Canada, excluding the Yukon, Northwest Territories, and Indian reserves

Sample size

16,000 individuals, lowered by non-response to 14,004

Collection method

Telephone interview

Collection period

February 1984

Related publications

1981 Census publications 99-955; 99-96; 99-962; 99-963

Price

\$750.00

Contact

Doug Norris
Housing, Family & Social Statistics Division
(613) 951-2572

MDF-3842

Alberta Survey of Apprentices and Journeymen, 1985-1990

Summary

Identifies the number of Alberta registered apprentices and certified journeymen by trade, as well as the number not working in their trade.

Frequency

Annual

Reference period

Employment data for previous week and past 12 months

Universe

Household members 16 to 65 years of age, excluding residents of Indian reserves

Geographic coverage

Alberta

Sample size

13,000 individuals in 6,250 households

ELECTRONIC PRODUCTS – MICRODATA FILES

Collection method

Telephone personal interview

Collection period

October

Sponsor

Alberta Career Development and Employment

Price

\$500.00

Contact

Denis Lefebvre
Household Surveys Division
(613) 951-4600

MDF-3845

Survey of Displaced Workers. 1986

Summary

Conducted as a supplement to the Labour Force Survey. Provides information on workers displaced from jobs during the period 1980-85 for reasons of permanent lay-off, plant closures, work shortages, etc. Specifically, data are provided on the number and characteristics of workers affected, reasons for job cutbacks or elimination of shifts, the pattern of employment stability within certain industries and occupations, the impact of job displacement (e.g. how long a person remains without work and whether relocation is necessary to find work), and insurance benefits and training following job displacements.

Reference period

1980 to 1985

Universe

Civilian, non-institutionalized population 20 years of age and older, excluding residents of the Yukon, Northwest Territories and Indian reserves

Sample size

Labour force survey rotation groups 2,3,4,5, and 6

Geographic coverage

Provinces

Collection method

Personal telephone interview

Collection period

January 1986

Sponsor

Employment and Immigration Canada

Related publications

71-001

Price

\$500.00

Contact

Mike Sheridan
Household Surveys Division
(613) 951-9480

MDF-3846

Adult Training Survey. 1986

Summary

Conducted as a supplement to the Labour Force Survey, the Adult Training Survey was designed to: 1) estimate the number of persons who took training and educational courses in 1984 and 1985 in order to improve career opportunities, maintain or learn new skills related to their

job, or for personal interest; 2) determine the accessibility of such education and training; 3) estimate the number of persons being served by Adult Education and Training programs; 4) determine the length of the Adult Training program or course.

Reference period

January 1984 to December 1985

Universe

Civilian household members 17 to 65 years of age, excluding residents of the Yukon, Northwest Territories, and Indian reserves

Geographic coverage

Provinces

Sample size

75,000

Collection method

Personal/telephone interview

Collection period

February 1986

ELECTRONIC PRODUCTS – MICRODATA FILES

Sponsor

Employment and Immigration Canada

Price

\$500.00

Contact

Mike Sheridan
Household Surveys Division
(613) 951-9480

MDF-3849

Adult Education Survey. 1984

Summary

Conducted as a supplement to the Labour Force Survey, the Adult Education Survey was designed to: 1) estimate the number of people being served by adult education; 2) determine the level of participation in adult education by region and socio-economic characteristics; and 3) estimate the number of people taking second language training through adult education.

Reference period

January to December 1983

Universe

Civilian, non-institutionalized population 17 years of age and over

Geographic coverage

Canada, excluding residents of the Yukon, Northwest Territories, and Indian reserves

Sample size

Approximately 92,000 individuals from 46,000 households

Collection method

Personal/telephone interview

Collection period

January 1984

Sponsor

Education Support Branch, Department of the Secretary of State

Related publications

Devereaux, M.S. *One in Every Five: a Survey of Adult Education in Canada*. (Ottawa: Secretary of State and Statistics Canada, 1985)

Price

\$500.00

Contact

Mike Sheridan
Household Surveys Division
(613) 951-9480

MDF-3851

Survey of Maternity Leave. 1985

Summary

The survey was taken to find out 1) how the work patterns of pregnant women have been affected; and 2) how adequate are the income support systems for women (private and public) both before and after the birth of their child. Have these women experienced any difficulties in return to work afterwards? For women who have chosen not to return to the workforce, what are the reasons for their choice?

Reference period

1984

Universe

Women aged 15 to 50

Geographic coverage

Canada

Sample size

50,000 households

Collection method

Telephone/personal interview

Collection period

February 1985

Sponsor

Employment and Immigration Canada

Price

\$500.00

Contact

Mike Sivyer
Household Surveys Division
(613) 951-4598

ELECTRONIC PRODUCTS – MICRODATA FILES

MDF-3852

Survey of Educational Attainment (Alberta). 1985

Summary

The survey provides information on post-secondary educational attainment in Alberta. This data is useful to the Alberta government in manpower planning and in forecasting future demands on universities and community colleges in that province. The government needs to determine how skilled the workforce is in order to assess the potential population to be served by universities and colleges.

Universe

Persons 15 years and over living in households

Geographic coverage

Alberta

Sample size

6,200

Collection method

Personal/telephone interview

Collection period

March 1985

Sponsor

Province of Alberta

Price

\$500.00

Contact

Mike Sivyer
Household Surveys Division
(613) 951-4598

MDF-3853

Labour Market Activity Survey. 1986-

Summary

Objectives of the survey are: 1) to measure the frequency and number of job changes in the Canadian labour market over one and two year periods; 2) to provide information on the characteristics of jobs held during this period; 3) to develop socio-economic/demographic profiles of groups of people who would benefit from Employment and Immigration Canada (EIC) programs; and 4) to identify participants of specific EIC programs. Topics include: periods of employment and

unemployment; job search activities; unionization; pension plan coverage; wage rates; work schedules; inter- and intra-employer occupational mobility; and financial compensation during absences from work. Data is presented in 3 files: persons, jobs, and spells of labour market activity.

Frequency

Annual; continues selected elements of the Survey of Annual Work Patterns

Reference period

Information is collected for a 12 month period. Cross-sectional data are available for the years 1986-1989; longitudinal data, drawn from separate panels, are available for 1986-87 and 1988-89.

Universe

Civilian, non-institutionalized population aged 16 to 69, excluding residents of the Yukon, Northwest Territories, and Indian reserves

Geographic coverage

Provinces; selected estimates for economic regions and census metropolitan areas

Sample size

66,934 individuals (1986 cross-sectional); 77,802 (1987 cross-sectional); 63,432 (1986-87 longitudinal); 63,804 (1988 cross-sectional); 63,660 (1989 cross-sectional); 57,244 (1988-89 longitudinal)

Collection method

Telephone/personal interview

Collection period

January/February following the reference year

Sponsor

Employment and Immigration Canada

Related publications

71-205; 71-206; 71-207; 71-208

Price

\$1,000.00 per year

Contact

Mike Sivyer
Household Surveys Division
(613) 951-4598

ELECTRONIC PRODUCTS – MICRODATA FILES

MDF-3865

Survey of Volunteer Activity. 1987

Summary

The survey, conducted as a supplement to the Labour Force Survey, profiles the characteristics of individual volunteers. It provides information on: activities of volunteers and the organizational settings in which they take place; reasons for volunteering; cost and amount of time spent volunteering; and opinions of volunteers on various aspects of their experience. Data is contained in three separate files: the Person File, containing information provided by the 37,426 respondents to the screening questionnaire; the Volunteer File, containing information provided by the 11,023 formal volunteers responding to the follow-up questionnaire, plus 15,734 individuals who were not formal volunteers; and the Organization File, containing information for 19,535 organizations reported by the formal volunteers.

Reference period

November 1986 to October 1987

Universe

Civilian, non-institutionalized population aged 15 or over, excluding residents of the Yukon, Northwest Territories, and Indian reserves

Geographic coverage

Provinces

Sample size

37,426

Collection method

Personal and telephone interview (screening); mail out/mailback (follow-up)

Collection period

October 1987 to January 1988

Sponsor

Department of the Secretary of State

Related publications

71-535 no. 4

Price

\$500.00

Contact

Mike Sivyer
Household Surveys Division
(613)-951-4598

MDF-3869

Survey on Drinking and Driving. 1988

Summary

The objectives of the survey were: 1) to collect etiological, attitudinal, cognitive and behavioural information regarding drinking and driving; 2) to collect information useful at both provincial and national levels; 3) to collect baseline data which can be used to assess trends and changes in variables over time. The goal of the overall program, of which the national survey is a part, is to change the prevailing social acceptability of drinking and driving at the community level. Questions cover personal behaviour, drinking habits, drinking and driving situations, and demographic characteristics.

Frequency

Follow-up planned in several years

Reference period

Varies from past 30 days to past 3 years

Universe

Persons aged 16 to 69

Geographic coverage

Provinces, excluding residents of the Yukon and Northwest Territories and full-time residents of institutions

Sample size

Approximately 10,000 interviews (1,000 per province)

Collection method

Telephone interview (Random Digit Dialling)

Collection period

March 1988

Sponsor

Health and Welfare Canada

Price

\$750.00

ELECTRONIC PRODUCTS – MICRODATA FILES

Contact

Anne Haining
Household Surveys Division
(613)-951-4592

MDF-3870

Current Population Profile. 1987

Summary

Conducted as a supplement to the Labour Force Survey, the Current Population Profile is designed to answer one basic question about migration in Canada: who are the migrants? For persons who have lived in another province, territory or country since June 3, 1981, data are given on when and from which province they moved, as well as demographic, educational and employment characteristics.

Frequency

1980 (British Columbia and Alberta only); 1982 and 1984 (Canada)

Reference period

June 1981 to November 1987

Universe

Household members 15 years and over

Geographic coverage

Provinces, excluding residents of the Yukon, Northwest Territories and Indian reserves

Sample size

99,467

Collection method

Telephone/personal interview

Collection period

November 1987

Sponsors

Alberta Manpower Information and Planning Commission

Price

\$500.00

Contact

Mike Sivyer
Household Surveys Division
(613)-951-4598

MDF-3873

National Alcohol and Drug Survey. 1989

Summary

The main objective of the survey is to collect data on the negative consequences associated with drug and alcohol use. It provides information on: 1) attitudes and beliefs concerning the consequences of drug and alcohol use; 2) individuals' experiences and behaviour in relation to their own use of alcohol, medications and illegal drugs; 3) others' use of the above substances and the effect on the respondent; 4) demographic characteristics.

Universe

Persons 15 years of age and over

Geographic coverage

Provinces, excluding residents of the Yukon and Northwest Territories

Sample size

11,634

Collection method

Telephone interview (Random Digit Dialling)

Collection period

March 1989

Sponsor

Health Promotion Studies Unit, Health and Welfare Canada

Price

\$750.00

Contact

Anne Haining
Household Surveys Division
(613)-951-4592

MDF-3874

Survey of Literacy Skills Used in Daily Activities. 1989

Summary

The principal objective of the survey was the development of a detailed literacy profile of Canada's adult population. Translated into specific data requirements, it was determined that the final database should provide: 1) a direct multi-dimensional assessment of the literacy skills of the Canadian population aged 16-69 for each official language; 2) a self-assessment of

ELECTRONIC PRODUCTS – MICRODATA FILES

the literacy skills and associated literacy needs for persons whose mother tongue is other than English or French; 3) a self-assessment of the literacy skills and associated needs for those at work, for those looking for work and for those outside of the labour force; 4) data allowing the analysis of the link between assessed literacy levels and other socio-economic indicators such as educational attainment and labour force participation. The central element of the survey was the direct assessment of the skills of Canadians using commonplace tasks of varying difficulty drawn from a range of topic and knowledge areas. This central element was supported by the collection of background information on respondents. In addition to collecting standard demographic characteristics, the background questionnaire included questions on the self-assessed literacy skills of respondents (in one of the official languages and in their mother tongue), on the perceived barriers to realizing enhanced literacy skill levels and on training which would facilitate such skill enhancement.

Frequency

One time only

Reference period

October 1989

Universe

Canadian population 16 to 69 years of age excluding residents of the Yukon and Northwest Territories, residents of Indian reserves, full time members of the Canadian Armed Forces and inmates of institutions

Geographic coverage

Provinces

Sample size

13,571

Collection method

100% personal interviews

Collection period

From October 2 to October 21, 1989

Related publications

89-525

Price

\$1,000

Contact

Gilles Montigny
Household Surveys Division
(613) 951-9731

MDF-3879

Adult Education and Training Survey, 1990

Summary

Conducted as a supplement to the Labour Force Survey, the Adult Education and Training Survey was designed to: 1) estimate the number of persons who took training and educational courses between December 1989 and November 1990 in order to improve career opportunities, to improve job related skills, to increase earnings, or for personal interest; 2) determine the accessibility of such education and training; 3) determine the length of the adult training and education courses or programs; 4) identify barriers to participation in adult education and training courses and programs.

Reference period

December 1989 to November 1990

Universe

Civilian household members 17 years of age and over, excluding residents of the Yukon, Northwest Territories and Indian reserves

Geographic coverage

Canada, excluding residents of the Yukon, Northwest Territories and Indian reserves

Sample size

5 rotation groups of the Labour Force Survey; approximately 93,000 individuals from approximately 51,000 households

Collection method

Telephone/personal interview

Collection period

November 19-24, 1990

Sponsor

Labour Market Outlook and Analysis Branch,
Employment and Immigration Canada

Price

\$600.00

ELECTRONIC PRODUCTS – MICRODATA FILES

Contact

Stephen Arrowsmith
Household Surveys Division
(613)-951-0566
English

Gilles Montigny
Household Surveys Division
(613) 951-9731
(French)

MDF-3890

General Social Survey, cycle 2: Time use, Social Mobility, and Language use. 1986

Summary

This survey monitors changes in the social mobility and time use of Canadians, and examines language knowledge and use. Topics include occupation, education of Canadians and their parents, language knowledge and use, activities over a 24-hour period, and data for each episode of time use.

Frequency

Quinquennial

Universe

Non-institutionalized population 15 years and over in the 10 provinces

Geographic coverage

Provinces

Sample size

16,390 for social mobility and language component;
9,946 for time use component

Collection method

Telephone interview (Random Digit Dialling)

Collection period

November/December 1986

Price

\$750.00

Contact

Ghislaine Villeneuve
Housing, Family and Social Statistics Division
(613)-951-4995

MDF-3891

General Social Survey, cycle 3: Personal Risk. 1988

Summary

The third annual cycle of the General Social Survey concentrated on the personal risk of crime victimization and accidents. The following types of information were collected: attitudes to various components of the justice system; awareness of victim services; perception of risk with regard to accidents and crime incidents; and information on the kind and number of times the respondent had been involved in an accident or crime incident. Only accidents which occurred during 1987 and interrupted the respondent's normal activities for at least half a day, or caused expenses of \$200.00 or more, were reported. Similarly, only crime incidents which occurred between January 1st and December 31st 1987 were in scope. Each time an accident or criminal victimization was reported, a report was completed collecting details about the incident - month of year of occurrence, time of day, location, and the resulting financial and health impacts.

Frequency

Quinquennial

Universe

Non-institutionalized population 15 years and older in the 10 provinces

Geographic coverage

Provinces

Sample size

9,870 persons; 2,404 accident incident reports; 3,808 crime incident reports

Collection method

Telephone interview using Random Digit Dialling

Collection period

January/February 1988

Related publications

11-612 no. 2; 11-612 no. 3

Price

\$750.00

Contact

Ed Praught
Housing, Family and Social Statistics
(613) 951-9180

ELECTRONIC PRODUCTS – MICRODATA FILES

MDF-3893

General Social Survey, cycle 5: Family and Friends. 1990

Summary

The survey collected data on aspects of the respondent's relationship with parents, grandparents, brothers, sisters, children and friends; birth history of their children, type of childcare provided and contact with children living outside the household; fertility intentions; household help and support; marriage and common-law history; satisfaction measures and background socio-economic questions for classification purposes.

Frequency

Quinquennial

Universe

Non-institutionalized population 15 years and older

Geographic coverage

10 provinces

Sample size

13,495

Collection method

Telephone interview using Random Digit Dialling

Collection period

January to March 1990

Price

\$750.00

Contact

Josephine Stanic
Housing, Family and Social Statistics
(613) 951-8644

MDF-3901a

1986 Census Public Use Microdata File on Families

Summary

The file contains data based on a sample of 67,000 families and 36,000 non-family persons representing approximately 1% of those enumerated during 1986

Census. Extensive demographic, social and economic information such as age, schooling, ethno-cultural and income characteristics are provided, for families and their members, as well as for non-family persons. The file allows users to return to the base unit of the census, enabling them to group data to suit their own requirements.

Universe

Families in private households excluding Indian reserves who partially or totally refused to be enumerated in 1986 Census

Geographic coverage

Canada; provinces and territories (Yukon and Northwest Territories combined); 15 census metropolitan areas

Sample size

1% (103,000 records)

Collection period

June 1986

Related publications

99-101; 99-103; 99-104; 99-105; 99-106

Price

\$2000.00

Contact

Jonathan Ellison
Census Operations Division
(613) 951-3928

Ordering

Electronic Data Dissemination Division
(613) 951-8200

MDF-3901b

1986 Census Public Use Microdata File on Individuals.

Summary

The file contains data based on a sample of 500,000 individuals, representing approximately 2% of the population enumerated during 1986 Census. Extensive demographic, social and economic information, such as income, age, schooling, and ethno-cultural characteristics are provided. The file allows users to return to the base unit of the census, enabling them to group data to suit their own requirements.

ELECTRONIC PRODUCTS - MICRODATA FILES

Universe

All individuals except residents of institutions and incompletely enumerated Indian reserves

Geographic coverage

Canada's provinces and territories (Yukon and Northwest Territories combined); 12 census metropolitan areas

Sample size

2% (500,000 individuals)

Collection period

June 1986

Related publications

99-101; 99-103; 99-104; 99-105; 99-106

Price

\$4,000.00

Contact

Jonathan Ellison
Census Operations Division
(613)-951-3928

Ordering

Electronic Data Dissemination Division
(613)-951-8200

MDF-3901c

1986 Census Public Use Microdata File on Households and Housing.

Summary

The file contains data based on a sample of 115,000 households, representing approximately 1% of all households in Canada, enumerated during 1986 Census. Information is given on households per se, such as total income of household members, and on the dwellings they occupy, such as date of construction. Extensive demographic, social and economic information about the household maintainer, his/her spouse and economic family, are also provided. The file allows users to return to the base unit of the census, enabling them to group data to suit their own needs.

Universe

All private households in occupied private dwellings outside Indian reserves

Geographic coverage

Canada; provinces and Territories (Yukon and Northwest Territories combined); 21 census metropolitan areas

Sample size

1 % (115,000 households)

Collection period

June 1986

Related publications

99-101; 99-103; 99-104; 99-105; 99-106

Price

\$2,000.00

Contact

Jonathan Ellison
Census Operations Division
(613)-951-3928

Ordering

Electronic Data Dissemination Division
(613)-951-8200

MDF-3901d

1981 Census of Canada Public Use Sample Tapes.

Summary

The data have been organized into two files: Individual, and Household/Family. To create each of these basic files an independent stratified sample was taken from 1981 Census records. The Individual file contains detailed demographic and economic data, along with selected family and household characteristics, for each individual in the sample. In the Household/Family file, each record consists of two parts: the household part contains detailed information on the occupants of the household, as well as some information on housing; the family part gives detailed information on each census family and non-family person within the household.

Universe

All private households in occupied dwellings outside Indian reserves

Geographic coverage

To meet confidentiality criteria, geographic areas identified are restricted to provinces and census metropolitan areas with population 250,000 +; PEI, Yukon and Northwest Territories are combined

Sample size

Individual file: 1 in 50; Household/family file: 1 in 100

ELECTRONIC PRODUCTS - MICRODATA FILES

Collection period

June 1981

Related publications

1981 Census reference publication, 99-901

Price

Individual file: \$300.00; Household/Family file: \$600.00

Contact

Jonathan Ellison
Census Operations Division
(613)-951-3928

Ordering

Electronic Data Dissemination Division
(613)-951-8200

MDF-3901e

1976 Census of Canada Public Use Sample Tapes.

Summary

The public use sample is a representative sample of individual records from the 1976 Census. Data have been organized into three files: the Individual File contains detailed demographic and economic data, along with a few family and household characteristics, for each individual in the sample; the Household File contains detailed demographic information on the occupants of the household, as well as some information on housing; the Family File gives detailed information on the husband/male lone parent and wife/female lone parent in the census family, as well as grouped data on the other members of the family.

Universe

All private households in Canada outside Indian reserves

Geographic coverage

To meet confidentiality criteria, geographic areas identified are restricted to areas with population 250,000+ (9 provinces and 3 census metropolitan areas: Montreal, Toronto and Vancouver)

Sample size

1 in 100

Collection period

June 1976

Price

\$300.00 per file

Contact

Jonathan Ellison
Census Operations Division
(613)-951-3928

Ordering

Electronic Data Dissemination Division
(613)-951-8200

MDF-3901f

1971 Census of Canada Public Use Sample Tapes.

Summary

The public use sample is a representative sample of individual records from the 1971 Census. Data have been organized into 3 files: the Individual File contains detailed demographic and economic data, along with a few family and household characteristics, for each individual in the sample; the Household File contains detailed housing data as well as basic demographic information on the occupants of the household; the Family File gives detailed information on the head and spouse of the census family, as well as grouped data on the other members of the family.

Universe

All households in Canada

Geographic coverage

Geographic information is limited to meet confidentiality criteria; areas identified are restricted to areas with population 250,000+ (9 provinces and 2 census metropolitan areas: Montreal and Toronto)

Sample size

1 in 100

Collection period

June 1971

Price

\$100.00 per reel

Contact

Jonathan Ellison
Census Operations Division
(613)-951-3928

Ordering

Electronic Data Dissemination Division
(613)-951-8200

ELECTRONIC PRODUCTS

MAPPING SERVICES

The Geography Division offers a wide variety of map products described in the Map Products Section. Digital files and special services are described below. **For further information or to order any of these products, please contact your local Statistics Canada Regional Reference Centre (listed in Appendix B), or Marketing and Client Liaison, Geography Division (613) 951-3889.**

DIGITAL FILES

The **digital files** consist of data linkage files and geographic files. These products can be easily integrated into most computer systems, thereby allowing users to build databases. The files are available on diskette or magnetic tape and where indicated are available in special formats. Prices vary from \$350 to several thousand dollars depending on size and complexity of the request. Prices are available upon request and can change without notice.

A. Geographic Files

When used with a mapping software package, these files provide visual representation of geographic areas and the various geostatistical units.

Area Master Files (AMFs):

An Area Master File (AMF) contains a logical representation of all streets and other features such as railroad tracks, rivers and municipal boundaries for a given geographic area (usually a municipality) in machine-readable form. An AMF geographically references every street, address range, block-face and centroid coordinate in the coverage area. AMFs are available for most urban centres with a population of 50,000 or more.

Cartographic Boundary Files (CARTLIBs):

CARTLIBs are digital cartographic libraries of the boundaries and related features of various geostatistical areas. CARTLIBs can be used in conjunction with computer mapping programs to map statistical data. They are available in a variety of popular formats, including ARC/INFO, GIMMS, ATLAS*GRAPHICS, SAS/GRAPH, MAPINFO, and MAPANALYST.

B. Data Linkage Files

These files provide linkages of specific units or place names to the Census geographic codes and names, geographic locations and associated attributes.

Geography Tape File (GTF):

The Geography Tape File assigns to each 1986 Census

enumeration area (the basic geographic unit of census data collection) all higher geographic levels by codes and names. It includes all standard geographic codes, and also locates each enumeration area centroid according to Universal Transverse Mercator (UTM) coordinates and Lambert coordinates, as well as by latitude and longitude. The final 1986 population counts and occupied private dwelling counts for all enumeration areas are also presented.

Postal Code Conversion File (PCCF):

This file matches six-character postal codes to geographic codes used by the Census, and also locates each postal code according to Universal Transverse Mercator (UTM) coordinates and latitude/longitude coordinates. The file contains one or more records for each postal code.

Place Name Master File (PNMF):

The 1986 Place Name Master File lists census divisions, census subdivisions and unincorporated places for which population was reported by the 1986 Census. (Unincorporated place refers to any cluster of five or more permanently occupied dwellings, in rural areas, locally known by a specific name but not having a local government or legal limits.) Information given on the PNMF includes Standard Geographical Classification codes, census codes, type of place, location in latitude and longitude, census map number and population. For unincorporated places, a breakdown of population by enumeration areas is also given.

Street Index:

The 1986 Street Index links address ranges to census enumeration area (EA), census tract (CT), census subdivision (CSD) and federal electoral district (FED) levels of the census geographic hierarchy. Street Indexes generally cover urban centres having 50,000 or more in population and are available for 13 census agglomerations (CAs) and 25 census metropolitan areas (CMAs), of which a portion only may be covered. The data contained in each Street Index consist of street data and geographic data: the former include street name, type, direction, odd and even address ranges; the latter include census enumeration area, census tract, census division, census subdivision and federal district.

SPECIAL SERVICES

The **special services** offered by Geography Division allow users to specify their own geographic base for data retrieval and custom map production. Consultative services are also offered to meet special user needs. Prices are based on specific client requirements.

Geocoding:

The Geographically Referenced Data Storage and

ELECTRONIC PRODUCTS

Retrieval (GRDSR), or Geocoding System is used to geographically code and store census data. It assigns geographic coordinates (centroids) at the population centres of every enumeration area in Canada and at the geographic centre of each block-face in most large urban areas. This system permits the retrieval of census data for user-defined areas.

Custom Maps:

Customized maps and atlases for national, regional, provincial and urban areas can be produced on paper, mylar, film, transparency or slide for standard census areas, or client-supplied areas.

Special Population Compilation:

Population compilations are available from the current and previous censuses. Counts are based on compilations from census collection documents.

CANSIM DATA BASES

Delivery mechanisms other than print products are also available from Statistics Canada. These include CANSIM, CD-ROM products and microform.

CANSIM

The Electronic Data Dissemination Division (EDDD) is responsible for CANSIM, Statistics Canada's computerized data base network and information retrieval service. CANSIM, which stands for Canadian Socio-economic Information Management System, provides public access to current and historical statistics in various forms, as well as specialized data manipulation and analysis packages, graphics facilities, and a bibliographic search service.

CROSS-CLASSIFIED DATA BASE

The Cross-Classified Data Base, a component of the CANSIM system, was originally designed as a broad-based electronic repository of social statistics; it is also used increasingly to store detailed economic statistics. Data on the Cross-Classified Data Base currently pertain to the following subjects: demography and migration; health and vital statistics; education and culture; justice; tourism; provincial socio-economic profiles; agriculture and food; manufacturing; science and technology; small business; public finance; international trade; input and output measures.

The CANSIM Cross-Classified Data Base is updated regularly, as new information becomes available.

The data items on the base are organized into statistical tables. A Cross-Classified table is composed of the following elements:

Descriptor: - titles, footnotes

Dimension: - data characteristics

Category: - value definitions of a dimension

Quantifier: - numerical representation(s) of the data

Period: - reference time frame

A table providing data on mortality in each province, according to the causes of death and the ages and sexes of the deceased, would be a four-dimensional table which could pertain to various time periods.

This structural approach to data storage offers great flexibility in data retrieval, as users can select the data items for the dimensions or the time periods they desire, perform calculations, and display the results in the fashion which best suits their needs.

Access to CANSIM Cross-Classified Data

Public access to data in the CANSIM Cross-Classified Data Base is offered exclusively through an "over-the-counter" data retrieval service from Statistics Canada's Electronic Data Dissemination Division or its regional offices. Retrievals are performed on a full cost-recovery basis. Available output media include paper, diskette, and computer tape.

Use of CANSIM Cross-Classified Data

The *CANSIM Cross-Classified Data Base* has been designed to facilitate user access to the large blocks of interrelated data often required in the complex analyses performed by social scientists or by economists involved in structural modelling. However, the system's flexibility in data retrieval allows the easy selection of small groupings of data for less extensive analyses such as trends or shares.

Documentation

The *CANSIM Cross-Classified Table Directory* is a detailed guide to the data on the CANSIM Cross-Classified Data Base. It provides information on the content of each Cross-Classified table, including a complete list of all dimensions and related categories, extensive notes, and the sources of the data. A table index, alphabetically structured by major subject or topic area, provides an inventory of the data stored on the base and serves as the key in locating tables. A new Directory is issued annually and is supplemented with a set of quarterly updates.

	Price
Canada:	\$45.00
United States:	US\$54.00
Other Countries:	US\$54.00

TELICHART

TELICHART, an interactive retrieval and colour graphic display system, links the CANSIM Time Series Data Base with the colour graphics of TELIDON. Diverse

ELECTRONIC PRODUCTS

needs of time series users can be met with TELICHART, a dynamic presentation service which greatly enhances the impact of statistical information.

Access to TELICHART

The TELICHART system is made available through Statistics Canada's Regional Offices and the Electronic Data Dissemination Division, which is responsible for the CANSIM Time Series Data Base. TELICHART is an effective tool which can assist users in off-line presentations by providing them with graphs in various output media. These media include colour prints on paper, overheads, 35 mm slides or diskettes. High quality output through Video Show is also available.

Important features of TELICHART

TELICHART is very effective for trend analysis. A variety of standard time series analysis functions are available such as percentage change, moving averages, indexing and linear regressions.

TELICHART can display statistics in a wide range of colours as combinations of lines, shapes or bars.

TELICHART provides automatic scaling, rounding, user specified scales and logarithmic scaling.

TELICHART performs various calculations and can present data in a split-screen or pie chart format.

	<i>Price</i>	
<i>Colour Paper Prints</i>	<i>\$45.00 for the 1st print</i>	<i>\$5.00 for each additional print</i>
<i>Colour Overheads</i>	<i>\$30.00 per overhead</i>	
<i>Colour Slides</i>	<i>\$20.00 per 35 mm slide</i>	
<i>Diskettes</i>	<i>\$10.00 per graph</i>	

University Base

Tape or CD-ROM service available to colleges and universities; approximately 250,000 economic time series (quarterly, semi-annual or annual updates).

Online Access to CANSIM

The **CANSIM Time Series Data Base**, offers detailed and conceptually compatible sets of aggregated time series on many subjects, most pertaining to business and the economy. The Time Series Base, now comprising about 500,000 series, is available to the public at a commercial service bureau. Subsets of the complete base, are available from licensed secondary distributors who in turn offer the public a wide variety of data access services.

Documentation

The CANSIM Time Series Directory describes the contents of the CANSIM Time Series Data Base. This non-catalogued publication is available from the Electronic Data Dissemination Division. The CANSIM Time Series Directory is also available on CD-ROM.

Data Retrieval Services

CANSIM retrieval services are also offered by Statistics Canada. CANSIM time series data can be obtained in conventional tabular formats and in various colour graphic forms. This service will enhance statistical analysis and includes many ancillary options for listing and transforming retrieved data.

Further, EDDD provides retrieval services to meet specific user requirements for data on two other systems. The CANSIM Cross-Classified Data Base which features statistical tables containing a variety of social and economic data, plus the Census Summary Data System which contains 1971, 1976, 1981 and 1986 Census characteristics for various geographical areas. The Census Summary Tapes contain data from the 1961 through to 1986 Censuses.

Data on diskette

Subscribers to the CANSIM Time Series Base can download data directly to their microcomputers. Two microcomputer-oriented data formats are provided: Comma Delimited Format (CDF) and Data Interchange Format (DIF). These formats enable convenient processing and may be used with commercial spreadsheet software. EDDD can supply custom packaging of data on microcomputer diskettes and has developed utility software for IBM/PC compatible computers to access data downloaded to diskette from the CANSIM Time Series Base or Cross-Classified Data Base.

In addition to computer tapes, data from the 1986 Census have been prepackaged on diskette along with utility software for ease of use. Custom packaging is also available as a service.

Bibliographic Search Service

EDDD maintains an internal bibliographic information search service for its CANSIM Time Series Directory and can produce customized directories or special searches on a cost-recovery basis for users.

In addition to the above, EDDD also maintains a number of internal online bibliographic data bases including the Statistics Canada Inventory of Catalogued Publications. This data base, derived from the DOBIS system, has been adapted to enable flexible retrieval and production of other printed and electronic reference products including both diskette and CD-ROM based products.

ELECTRONIC PRODUCTS

Electronic Publications Directory

Diskette

EDDD has produced, in IBM/PC diskette format, an Electronic Publications Directory. This product includes search and retrieval software to access both current and historical catalogued publications. It incorporates synonyms and a thesaurus. It can display both titles and abstracts, and has an 'availability for purchase' indicator. This product provides a compact (1.5 megabytes) and easy-to-use alternative to the online services normally available only to professional researchers and libraries.

CD-ROM Products

EDDD has three compact disc products for sale.

1. **The StatCan: CANSIM Disc** contains large volumes of data on most aspects of the Canadian economy. A personal computer-searchable version of the CANSIM Time Series Directory enables researchers to identify the approximately 250,000 CANSIM time series on the disc. Data can be retrieved and displayed in tabular or graphic format, and printed or recorded to a file for further manipulation.

A thesaurus is also available as a guide to definitions and terms used by Statistics Canada, thereby helping in the search for data on the compact disc. Access to this combination of data, reference material and search and retrieval software is easy. A few key strokes at a personal computer will give information on topics ranging from farm cash receipts for livestock in Alberta to retail gasoline prices in Newfoundland.

The StatCan: CANSIM Disc can be purchased for \$1,995 on an annual basis or for \$2,995 as a semi-annual subscription. An education discount is also available: \$995 annually or \$1,495 for a semi-annual subscription.

2. This reference material is also available as a separate CD-ROM, the **StatCan: 1991 CANSIM Directory Disc**.

3. **The Canada 1986 Census Profiles CD-ROM**, incorporates more than 300 cultural, demographic, housing, family and economic characteristics for thousands of standard sub-provincial areas on a single compact disc. Easy-to-use retrieval software, featuring detailed help screens, allows users to display and manipulate data, or to transfer them to user-owned, commercial software packages.

The Canada 1986 Census Profiles CD-ROM contains three types of files: the popular profile series - 2A (data collected from 100% of the population) and 2B (data collected from a 20% sample), and a series of special-interest tables created specifically for this disc. Data files are available at a number of geographic levels, including census subdivisions, urban forward sortation areas, census tracts and enumeration areas.

The Geography Information File enables users to identify

the relationships between a number of standard political and statistical areas used in the Census. Descriptive files provide information on the content of pre-defined Census tabulations and the public-use microdata files.

Prices of the *Canada 1986 Census Profiles CD-ROM* vary between \$750 and \$5,000, depending on the level of geography subscribed to. Educational discounts of 50 percent are also available.

Further Information

More information about CANSIM services can be obtained from any Statistics Canada Regional Reference Centre, or

Electronic Data Dissemination Division
Statistics Canada
Ottawa, Ontario
K1A 0T6
Tel.: (613) 951-8200
Fax: (613) 951-1134

DATA IN MICROFORM

Statistics Canada provides data in microform. Regional Reference Centres can provide further information.

A complete collection of Statistics Canada publications is offered on microfiche by Micromedia Limited. The collection includes many rare and out-of-print items. For details, contact:

Micromedia Limited
20 Victoria Street
Toronto, Ontario
M5C 2N8
Tel.: (416) 362-5211 (ext. 2151)
or 1-800-387-2689
(in Canada only)

SPECIAL REQUEST TABULATIONS

Special request tabulations can be generated from Statistics Canada databases to meet the needs of individual users and usually involve some computer programming. Such tabulations offer an important source of information to users. For more information, please consult the Regional Reference Centre in your area.

TRADE DATABASES

TRADE INFORMATION ENQUIRY AND RETRIEVAL SYSTEM (TIERS)

The Trade Information Enquiry and Retrieval System

ELECTRONIC PRODUCTS

(TIERS) is a data and software package designed to expedite the recovery of Canadian trade information on a microcomputer. With data on over 16,000 import and 6,000 export commodities for 200 countries, its user friendly menu system includes: Harmonized System descriptions; quantity, value, province, year, country, and U.S. State code variables; and flexibility for output media.

TIERS now offers up-to-date monthly merchandise trade data from 1988; the availability of subsets of data; screen editing and ranking functions; aggregation function; and the capacity for multi-user or LAN access.

TIERS is updated monthly with data available two working days after their release. Among the many advantages **TIERS** can offer you are:

- the reduction of response time to trade requests
- the elimination of the need to receive separate metadata updates
- improved analytical ability
- the reception of more timely trade data
- the simplification of procedures related to trade data search
- the ability to produce ultra fast outputs

Now there is no need to waste time wading through cumbersome tables to get specific data. **TIERS** can guide you effortlessly through the maze of trade data with an almost instant response.

For more information, please contact:

Bansi Arora
International Trade Division
Statistics Canada
Ottawa, Ontario
K1A 0T6
Tel.: (613) 951-9798
Fax.: (613) 951-0117

WORLD TRADE DATABASE

The **World Trade Database** is a complex matrix of international trade flows created from data reported by member countries to the United Nations Statistical Office and broken down by partner country and commodity or industry. Countries are classified according to the Standard Classification of Customs areas and territories, commodities according to the Standard International Trade Classification (Revision 2) and industries according to the 1980 Canadian Standard Industrial Classification. The data are annual and the records currently extend over the period 1970 to 1989.

The database enables users to calculate market shares of anyone in any market defined in terms of geography or commodity; perform standard "constant" market share calculations as a means to measure countries' penetration in selected markets; compare the pace of change in the country and commodity structure of trade over time between different trading nations.

In constructing the World Trade Database, Statistics Canada performs a number of adjustments to alleviate inconsistencies in the data as reported to the United Nations. Generally speaking, imports are considered to be the yardsticks for measuring trade. Exports to entrepôt countries are reallocated according to what customer countries report as imports. Geographic groupings are created for which trade is comparable in cases where reporting countries group individual partner countries differently.

The information from the World Trade Database is available on tape, diskette or computer printout. The cost of each individual request is based on volume and complexity, with tabulations starting from as low as \$130.00.

Statistical information on the World Trade Database can be obtained on a cost recovery basis by contacting Roger Therrien (613) 951-6836 of the International Trade Division of Statistics Canada or by writing to:

G. Fiori
Chief
Trade Measures and Analysis Section
International Trade Division
Statistics Canada
Jean Talon Building
9th floor A2
Ottawa, Ontario
K1A 0T6
Fax: (613) 951-0117

ENVIRONMENTAL INFORMATION SYSTEM

The **Environmental Information System** contains a wide variety of Statistics Canada's socio-economic data series commonly used in the analysis of environmental issues. This information can be restructured to suit specific needs of the environmental researcher or consultant.

The system also provides the facility to combine socio-economic microdata collected by Statistics Canada with external environmental information which together provide new insights into the nature of many environmental problems. To date the system has been used by researchers to estimate pollution emission levels; analyze pollutants from agriculture; gauge

ELECTRONIC PRODUCTS

population pressures on ecosystems; assess land use change; estimate acid rain impacts; help estimate soil erosion.

Data can be readily tabulated and displayed by environmental classifications appropriate to the analysis. A number of special geographic units are available in the System for this purpose including river basins, ecological zones, soil zones, wetland regions. Other classifications are developed around environmentally relevant themes covering agricultural practices such as monocultures, crop rotations and industrial characteristics such as resource consumers, energy consumers and users of hazardous materials.

In addition, customers are able to specify their own geographic and other classifications of interest for data analysis. Clients, for example, have been provided with socio-economic data tabulated for acid rain deposition zones, endangered species habitats, air pollution monitoring areas, and forest regions, among others.

Over 1,000 demographic, agriculture and manufacturing variables collected by Statistics Canada are maintained on the Information System to serve in the analysis of environmental issues.

Examples of these data include population and population change; dwelling characteristics; household facilities; agricultural land uses; agricultural cropping practices, fertilizer and pesticide use; industrial characteristics and activities.

A selection of data on the physical characteristics of the environment are also available. In addition, clients can have their own datasets added and explore relationships with the data already in the system.

Information can be provided in the form of spreadsheets; ASCII files; micro-computer databases; tables on paper; ARC/INFO export files; maps on paper, film, or PC screen formats.

The cost of each individual request is based upon its size and complexity. A data directory/dictionary is available upon request. For more information contact:

Phillip Fong
Environment and Natural Resources Section
National Accounts and Environment Division
21-I R.H. Coats Bldg.
Statistics Canada
Ottawa, Ontario
K1A 0T6
Tel.: (613) 951-5638
Fax: (613) 951-9031

SMALL AREA AND ADMINISTRATIVE DATA DATABASES

The small Area and Administrative Data Division (SAADD) tabulates data derived from administrative records. The resulting demographic and socio-economic databases are:

Demographic and Income Statistics for Postal Areas

This database, updated annually, presents demographic and income profiles of taxfilers in 1,000 FSAs (Forward Sortation Area: the first three characters of the postal code) and 6,000 rural postal code areas in Canada. It contains up to 30 characteristics, including age, sex and income.

Demographic and Income Statistics for Postal Walks

The variables are similar to those contained in the Demographic and Income Statistics for Postal Areas database, but, however, at a geographic level corresponding to letter carriers' daily mail delivery routes in urban areas. It contains up to 28 demographic and socio-economic characteristics for over 16,000 postal walks across Canada.

Forward Sortation Area and Postal Code Databank System

This system enables the user to choose from a wide range of demographic and socio-economic characteristics of taxfilers from an array of cross-tabulations. It is updated annually.

RRSP Database

The database contains precise RRSP information for approximately 24,000 postal areas in Canada. The information included in this package pertains to the 4.1 million contributors amounting to \$13.3 billion made in 1989 and the average age and median income of the contributor.

Investment Database

The database is specially designed to identify "investors" and "savers". It is made up of three individual reports: The Report on Savers; The Report on Investors; and the Report on Investment Income. Data are available for 24,000 postal areas across Canada, ranging from units as large as Canada and the provinces to postal walks (letter carriers daily delivery routes). It is updated annually.

Family Database

The database provides a picture of husband-wife families by age, income, composition, size and labour force status for approximately 24,000 postal areas in Canada, from a set of 10 cross-tabulated tables.

Migration Estimates

These estimates, updated annually, provide annual migration data for all census divisions across Canada. Four tables are currently available: population

ELECTRONIC PRODUCTS

movements for census divisions by province of origin/destination; migration by age groups; migration by type: interprovincial, intraprovincial and international; and major migration flows by census division of origin/destination.

Charitable Donations

This databank provides demographic and socio-economic information relating to taxfilers and those taxfilers who made charitable donations. The data include the number of taxfilers, the number of donors, comparisons between the characteristics of donors and taxfilers, total and median donations as well as the median age of donors. The databank is updated annually.

Unemployment Insurance Statistics

The Unemployment Insurance Statistics database offers two types of unemployment indicators: a count of unemployment insurance beneficiaries by type of benefit, as well as a distribution of beneficiaries by age group and gender; and an unemployment insurance to population ratio (UIP). It is updated monthly.

CUSTOMIZED SERVICES

The Small Area and Administrative Data Division makes every effort to keep abreast of its clients' needs for statistical data. In addition to the products outlined above, tabulations can be tailored to meet specific needs and geographic co-ordinates.

PRICES

Within the constraints imposed by the protection of confidentiality, custom tabulations can be produced from the division's various data bases to meet very specialized needs of users. Products are developed for individual clients, according to their exact requirements in terms of content, geography, format and output medium.

Factors influencing the cost and delivery time include the number of data cells in the table and its complexity, the geographic areas to be presented, and the output medium.

OUTPUT MEDIUM

All of the above-mentioned databases are available in print and machine-readable format.

DELIVERY

The cost and delivery time is determined individually for each custom product and approved by the client before development begins.

For additional information, contact:

Customer Services
Small Area and Administrative Data Division
Statistics Canada
14th Floor, R.H. Coats Building
Ottawa, Ontario
K1A 0T6
Telephone: (613) 951-9720

or the nearest Regional Reference Centre (see appendices).

HEALTH INDICATORS DATABASE

The Canadian Centre for Health Information has developed a health indicators database to assist senior officials at the provincial and federal levels, and to meet the needs of a broad range of health professionals and interest groups. A comprehensive set of 50 indicators, selected from a wide range of existing independent health databases, have been grouped into four main categories: health determinants, health status, resources and utilization. The indicators are packaged in a binder which includes hardcopy tables and graphs as well as personal computer diskettes containing the database and software enabling the users to retrieve and analyze more than 1,000,000 data points.

Price: \$600.00

For more information or to order this product, please contact either the nearest Regional Reference Centre or

Yvon Ricard
Canadian Centre for Health Information
18-G, R.H. Coats Building
Tunney's Pasture
Ottawa
Ontario
K1A 0T6
Phone (613) 951-1654.

SMALL BUSINESS DATA

The Small Business and Special Surveys Division specialises in providing information "on" and "for" small business. The division has, since its inception in 1988, operated and been funded entirely by cost-recovery projects.

The Small Business and Special Surveys Division is also responsible for the Small Business Statistics Program which is a collaborative effort between Statistics Canada, Industry, Science and Technology Canada and all provincial and territorial governments responsible for small business.

The six products of the Program are:

- Small Business Profiles

ELECTRONIC PRODUCTS

- Employment Dynamics
- Wages and Salary Earners
- Employment and Payrolls by Business Size
- Small Business in Canada: a Statistical Summary
- Sales per Selling Area of Independent Retailers

The *Small Business Profiles* presents detailed financial expense ratios, operating ratios, balance sheet information and employment data for most industries by province and territories for the 1989 taxation year.

The *Employment Dynamics, Wages and Salary Earners* and *Employment and Payrolls by Business Size* shows the number of businesses, payrolls, labour units, male/female distribution, newly identified firms and firms no longer reporting by employment size and by industry sector for all provinces and territories.

Small Business in Canada: a Statistical Summary provides a distribution of incorporated and unincorporated small businesses by industry groups and by revenue size as well as selected operating results and balance sheet items by industry sector for all provinces and territories.

Sales per Selling Area of Independent Retailers provides selling area information for 34 kinds of independent retail businesses for all provinces and territories. The report also presents statistical information for four metropolitan areas and for the five Canadian regions. Information on single and independently operated franchises in Canada is provided in the 1989 edition.

For more information, please contact:

Small Business and Special Surveys Division
13-C8 Jean Talon Building
Statistics Canada
Ottawa, Ontario
K1A 0T6
Tel.: (613) 951-3751
Fax.: (613) 951-1572.

ELECTRONIC PRODUCTS INDEX

A

Absence from work

See also

Employment

Unemployment insurance

compensation received, survey, MDF-3853

maternity leave, MDF-3851

survey, MDF-3805

Accidents

absence from work due to, MDF-3805

perception of risks, costs, MDF-3891

prevention, attitudes, knowledge and practices, MDF-3828

Accommodation

family expenditure, MDF-3504

traveller, utilization, MDF-3810

Acid rain

deposition zones, Environmental Information System, p. 383-384

impacts, Environmental Information System, p. 383-384

Adult education and training survey, MDF-3879

Adult education survey, MDF-3849

Adult training survey, MDF-3846

Age-sex distribution

See also

Population

individuals, 1986 census, MDF-3901b

unattached individuals, food expenditures, MDF-3503,
MDF-3504

Agriculture

cross-classified data, CANSIM, p. 380

pollutant analysis, Environmental Information System,
p. 383-384

variables, Environmental Information System, p. 383-384

Air pollution

monitoring areas, Environmental Information System, p. 383-384

Alberta

migrants, profile, MDF-3814a

postsecondary educational attainment, MDF-3852

Alberta survey of apprentices and journeymen, MDF-3842

Alcoholic beverages

consumption

attitudes and behaviour, MDF-3828, MDF-3873

survey, MDF-3869

drinking and driving survey, MDF-3869

family expenditure, MDF-3504

survey, MDF-3217, MDF-3836

Apprentices

Alberta, survey, MDF-3842

Apprenticeship programs

adult training survey, MDF-3846

enrolment, duration, location and purpose, MDF-3879

Assaults, MDF-3837b

See also

Crimes

Violence

offenses, police reported, Edmonton, MDF-3837a

Assets

economic families, MDF-3502c

Atlases

customized, p. 380

Automobiles

See also

Industries

Motor vehicles

family expenditure, MDF-3504

fuel consumption, MDF-3802

travel to work survey, MDF-3812

B

Beneficiaries

unemployment insurance, by age group and gender, data base,
p. 385

Blood - bio-chemistry

cholesterol, glucose, haemoglobin, uric acid, creatinine, lead,
zinc, copper, SGOT, MDF-3217

Books

See also

Reading

reading habits, MDF-3815

Breaking and entering, MDF-3837b

Edmonton, MDF-3837a

British Columbia

migrants, profile, MDF-3814a

C

Canada health survey, 1978/79, MDF-3217

Canadian health and disability survey, MDF-3826

Canadian travel survey, MDF-3810

Canadian urban victimization survey, MDF-3837b

CANSIM

databases, p. 380-382

Note: Microdata files (MDF-) are described on pages 349-378.

ELECTRONIC PRODUCTS INDEX

CD-ROM

products

Canada 1986 Census profiles, p. 382

StatCan: CANSIM disc, p. 382

StatCan: 1991 CANSIM directory disc, p. 382

Census

See also

Population

1986, MDF-3901a, MDF-3901b, MDF-3901c

Census agglomerations

street index, mapping services, p. 379

Census divisions

place name master file, mapping services, p. 379

Census families: income, MDF-3502a

Census metropolitan areas

labour force profiles, selected data, 1981 boundaries,

MDF-3701

street index, mapping services, p. 379

Census subdivisions

place name master file, mapping services, p. 379

street index, mapping services, p. 379

Census tracts

street index, mapping services, p. 379

Charities

donations, data base, p. 385

Child care

by level of expenditure, MDF-3504

type provided, MDF-3893

Children

See also

Disabled persons

Families

Lone-parent families

birth history and contact with children living outside households,

MDF-3893

family history survey, MDF-3839

preschool and school age, non parental care, MDF-3807

Cities

family food expenditures, MDF-3503, MDF-3504

Classifications

environmental, Environmental Information System, p. 383-384

Clothing

level of expenditure, MDF-3504

Colleges

See also

Education

Employment

Postsecondary education

Students

Vocational training

capital debt repayments and specific income and expenditure items, data detail, MDF-3121

financial statistics, data detail on income or revenue and expenditures, MDF-3121

government grants and contracts from the federal government, by specific department, MDF-3121

grants, provincial government, by source, ministries, agencies, by type of fund, MDF-3121

graduates, employment experience, MDF-3135

operating income or revenue, by type of income source, by type of fund and operating expenditures, by type, by function, by type of fund, MDF-3121

statement of changes in fund balances, by data detail, MDF-3121

Commodities

import and export, Trade Information Enquiry and Retrieval System, p. 382-383

Common-law marriages

family history survey, MDF-3839

history, MDF-3983

Community colleges

See also

Colleges

Education

Universities

Vocational training

level and field of study, Alberta, MDF-3852

Commuters

survey, MDF-3812

Conservation

wildlife, economic aspects, MDF-3808a, MDF-3808b

Continuing education

See also

Education

Postsecondary education

survey, MDF-3846, MDF-3849

Contractors

apprentices and journeymen, Alberta, survey, MDF-3842

Crimes

Edmonton, survey, MDF-3837a

survey, MDF-3837b

victims, risks, costs, services for victims, MDF-3891

Crop rotation

Environmental Information System, p. 383-384

Note: Microdata files (MDF-) are described on pages 349-378.

ELECTRONIC PRODUCTS INDEX

Cropping practices

agricultural, Environmental Information System, p. 383-384

Cross-classified data base

CANSIM, demography, immigration, health, vital statistics, education, culture, justice, tourism, agriculture, food, manufacturing, science and technology, small businesses, public finance, international trade, input/output measures, p. 380

Culture

cross-classified data, CANSIM, p. 380

Current population profile, MDF-3814a

Current population profile, MDF-3814b

Current population profile, MDF-3870

D

Day care

See also

Children

family expenditure, MDF-3504
survey, MDF-3807

Debt

economic families, MDF-3502c

Demography

cross-classified data, CANSIM, p. 380

Directories

cross-classified data base, CANSIM, p. 380

Disabled persons

adults in households, MDF-3221a, MDF-3826
adults in institutions, survey, MDF-3222
children, in households, MDF-3221b, MDF-3826
nature and severity of disability, barriers experienced, aids required, expenses incurred, MDF-3221a, MDF-3221b, MDF-3222, MDF-3826
survey, MDF-3826

Diseases

See also

Health

health survey, MDF-3217

Divorces

See also

Children

Families

Lone-parent families

Unattached individuals

family history survey, MDF-3839

Donations

charitable, data base, p. 385

Drinking

and driving, attitudes, behaviour and convictions, survey, MDF-3869

Driving

experience, attitudes and behaviour, survey, MDF-3869

Drug use

attitudes and behaviour, MDF-3828, MDF-3873
prescription and non prescription, MDF-3217

Dwellings

See also

Home-ownership

1986 census, MDF-3901c
characteristics, Environmental Information System, p. 383-384
shelter costs, by dwelling characteristics, by householder characteristics, data detail, by geographic area, MDF-3507

E

Earnings

See also

Employment

Salaries and wages

census families, MDF-3502a
economic families, MDF-3502b
individuals, MDF-3502d
Newfoundland and Ontario, comparison study, MDF-3820
union and non-union workers, MDF-3830
wage rates, survey, MDF-3853

Ecological zones

classification, Environmental Information System, p. 383-384

Economic families: income, MDF-3502b

Economic regions

labour force profiles, selected data, 1981 boundaries, MDF-3701

Ecosystems

population pressures, Environmental Information System, p. 384

Edmonton

crime survey, MDF-3837a

Edmonton crime survey, MDF-3837a

Education

See also

Graduates

Post-secondary education

Students

Universities

Note: Microdata files (MDF-) are described on pages 349-378.

ELECTRONIC PRODUCTS INDEX

adult education, survey, MDF-3849
 adult training survey, MDF-3846
 and training
 adults taking courses, MDF-3879
 full-time employment related, MDF-3879
 cross-classified data, CANSIM, p.
 disabled persons, MDF-3221a, MDF-3221b, MDF-3222,
 MDF-3826
 families, 1986 census, MDF-3901a
 family expenditure, MDF-3504
 individuals, 1986 census, MDF-3901b
 migrants, MDF-3814b, MDF-3870
 British Columbia and Alberta, MDF-3814a
 postsecondary attainment, Alberta, MDF-3852
 university, expenditures
 and non university, by type of expenditure, by direct source of
 funds, Canada, provinces and territories, MDF-3121
 by function, Canada, provinces, MDF-3121
 use, social mobility, language use, MDF-3890

Educational attainment

and income potential, literacy skills, MDF-3874

Elderly

economic families, income, MDF-3502b
 expenditures, MDF-3503, MDF-3504
 income, MDF-3502a, MDF-3502d
 social support, MDF-3836

Electrical appliances

See also
 Households

family expenditure, MDF-3504
 household, MDF-3506
 key file, MDF-3502e

Emotional health

survey, MDF-3217

Employee benefits

See also
 Unemployment insurance

survey, MDF-3853
 union and non-union workers, MDF-3830

Employment

See also
 Labour force
 Occupations
 Unemployed

absence due to illness, accident and pregnancy, MDF-3805
 apprentices and journeymen, Alberta, MDF-3842
 by reason of time lost and hours lost, by sex, Canada and
 provinces, MDF-3701
 census families, head and spouse, MDF-3502a
 disabled persons, limitations, MDF-3221a, MDF-3826
 economic families, head and spouse, MDF-3502b
 family work patterns, MDF-3839

full-time

by age and sex, MDF-3701
 education and training, MDF-3879

individuals, MDF-3502d

job

characteristics and job changes, survey, MDF-3853
 displacements, MDF-3845
 tenure, by age and sex, and by industry and occupations,
 MDF-3701

labour force, by industry, occupation, class of worker and sex,
 Canada and provinces, MDF-3701

literacy skills and employment prospects, MDF-3874

maternity leave, MDF-3851

migrants, MDF-3814b, MDF-3870

men, labour market activity survey, by province, British Columbia
 and Alberta, MDF-3814a

Newfoundland and Ontario, comparison study, MDF-3820

part-time, by reason, age and sex, MDF-3701

postsecondary students, MDF-3823

travel to work survey, MDF-3812

union membership, MDF-3830

university and college graduates, MDF-3135

volunteer work, MDF-3806, MDF-3865

work

history survey, MDF-3804
 patterns, survey, MDF-3801
 reduction, survey, MDF-3831

Endangered species

habitat, Environmental Information System, p. 383-384

Enrolment

apprenticeship training programs, duration, location and purpose,
 MDF-3879

vocational training programs, full-time, selected data, by type of
 program, MDF-3879

Enumeration areas

geocoding, mapping services, p. 379-380
 geography tape files, mapping services, p. 379
 street index, mapping services, p. 379

Environment

health factors, MDF-3217

Environmental Information System, p. 383-384

Ethnicity

families, 1986 census, MDF-3901a
 individuals, 1986 census, MDF-3901b

Expenditure

See also
 Income

families and unattached individuals, MDF-3503, MDF-3504
 operating, universities, excluding sponsored research, data detail
 by type of expenditure, Canada, provinces and territories,
 MDF-3121
 postsecondary students, MDF-3823

Note: Microdata files (MDF-) are described on pages 349-378.

ELECTRONIC PRODUCTS INDEX

repair and renovation, homeowner households
 data by type of job
 by age of household head, by household income group, by
 period of construction, by year household head moved
 to dwelling, MDF-3507
 by size of area of residence, by type of dwelling, by value
 of dwelling and by geographic area, MDF-3507
 data detail, by contract and material components, by type of
 job, MDF-3507
 university, sponsored research, by type of expenditure, Canada,
 provinces and territories, MDF-3121

Exports

commodities, Trade Information Enquiry and Retrieval System,
 p. 382-383

F

Families

See also
 Income
 Unattached individuals

 1971 census, MDF-3901f
 1976 census, MDF-3901e
 1981 census, MDF-3901d
 1986 census, MDF-3901a, MDF-3901c
 expenditures, by income, by province, by city, by family size,
 MDF-3504
 family history survey, MDF-3839
 food expenditures, by province, city, income and size,
 MDF-3503
 income
 census families, MDF-3502a
 economic families, MDF-3502b
 key file, MDF-3502e
 relationships, MDF-3893
 survey of child care, MDF-3807

Family food expenditure survey, MDF-3503

Family history survey, MDF-3839

Family wealth

income, assets and debt, MDF-3502c

Federal electoral districts

street index, mapping services, p. 379

Federal government

contracts and grants, universities and colleges, by specific
 department, MDF-3121

Fertility

intentions, MDF-3893

Fertilizers

use, Environmental Information System, p. 383-384

Note: Microdata files (MDF-) are described on pages 349-378.

Fitness

See also
 Physical health

cardiovascular fitness, MDF-3217

Food

cross-classified data, CANSIM, p. 380
 expenditures, families and unattached individuals, MDF-3503,
 MDF-3504

Forests

regions, Environmental Information System, p. 383-384

Forward sortation areas

and postal code data base system, p. 384

Fuel consumption

See also
 Motor vehicles
 Transportation

passenger cars, light trucks and vans, MDF-3802

Fuel consumption survey, MDF-3802

G

Gasoline

See also
 Automobiles
 Motor vehicles

consumption, passenger cars, light trucks and vans, MDF-3802

General social survey, cycle 1: health and social support,
 MDF-3836

General social survey, cycle 2: time use, social mobility, and
language use, MDF-3890

General social survey, cycle 3: personal risk, 1988,
 MDF-3891

General social survey, cycle 5: family and friends, 1990,
 MDF-3893

Geocoding

enumeration areas, mapping services, p. 379-380

Geography

area master file and cartographic boundary files, mapping
 services, p. 379
 enumeration areas, tape files, mapping services, p. 379

Geostatistical areas

cartographic boundary files, mapping services, p. 379

ELECTRONIC PRODUCTS INDEX

Government

grants, universities and colleges, MDF-3121
rail transportation, subsidy payments, MDF-2734

Government finance

cross-classified data, CANSIM, p. 380

Government transfer payments

individuals, MDF-3502d
received by census families, MDF-3502a
received by economic families, MDF-3502b

Graduates

See also
Students
Universities

university and college, employment experience, MDF-3135

Gross Domestic Product

postsecondary education, total expenditures, by province and territory, MDF-3121

Guides

CANSIM
cross-classified data base, p. 380
time series directory, p. 381

H

Health

See also
Food

accidents, perception of risks, costs, MDF-3891
attitudes and behaviour, MDF-3828
cross-classified data, CANSIM, p. 380
determinants, status, resources and utilization, data base, p. 385
disability, survey, MDF-3826
families and unattached individuals, expenditures, MDF-3504
indicators, data base, p. 385
survey, 1978/79, MDF-3217, MDF-3836

Health and activity limitation survey (HALS): adults in households, MDF-3221a

Health and activity limitation survey (HALS): children in households, MDF-3221b

Health and activity limitation survey (HALS): disabled adults in health-related institutions, MDF-3222

Health care

utilization, MDF-3217

Health insurance

See also
Social security
benefits received for sick leave, MDF-3805

Health promotion survey, MDF-3828

Note: Microdata files (MDF-) are described on pages 349-378.

Homeownership

See also
Family wealth
Households
Housing

expenditure, MDF-3504
households, repair and renovation expenditures
data by type of job
by age of household head, by household income group, by period of construction, by year household head moved to dwelling, MDF-3507
by size of area of residence, by type of dwelling, by value of dwelling and by geographic area, MDF-3507
data detail, by contract and material components, by type of job, MDF-3507

Hours worked

See also
Earnings
Employment
Salaries and wages

employed persons, by occupation or industry of main job and by age and sex, MDF-3701
survey, MDF-3853
voluntary reduction, survey, MDF-3831
work history survey, MDF-3804

Household facilities, MDF-3506

Environmental Information System, p. 384
key file, MDF-3502e

Household income, facilities and equipment (HIFE), MDF-3506

Households

1971 census, MDF-3901f
1976 census, MDF-3901e
1981 census, MDF-3901d
1986 census, MDF-3901c
help and support, MDF-3893
homeowner, repair and renovation expenditures
data by type of job
by age of household head, by household income group, by period of construction, by year household head moved to dwelling, MDF-3507
by size of area of residence, by type of dwelling, by value of dwelling and by geographic area, MDF-3507
data detail, by contract and material components, by type of job, MDF-3507
income, MDF-3506
key file, MDF-3502e

Housing

1986 census, MDF-3901c
disabled persons, limitations, MDF-3221a, MDF-3221b, MDF-3826
families and unattached individuals, expenditures, MDF-3504

ELECTRONIC PRODUCTS INDEX

Hunting, MDF-3808a, MDF-3808b

Immunization

health survey, MDF-3217

Imports

commodities, Trade Information Enquiry and Retrieval System, p. 383-384

Income

by postal walk, data base, p. 384
 census families, MDF-3502a
 disabled persons, MDF-3221a, MDF-3826
 economic families, MDF-3502b, MDF-3502c
 families, 1986 census, MDF-3901a
 family, food expenditures, unattached individuals, MDF-3503
 for-hire trucking, operating and income accounts, by detail, MDF-2741
 household facilities and equipment, MDF-3506
 key file, MDF-3502e
 households
 1986 census, MDF-3901c
 individuals, MDF-3502d
 1986 census, MDF-3901b
 Newfoundland and Ontario, comparison study, MDF-3820
 postsecondary students, MDF-3823
 potential and educational level, literacy skills, MDF-3874
 statistics, postal areas, data base, p. 384

Income, assets and debt, MDF-3502c

Individuals

See also
 Unattached individuals

income, MDF-3502d
 key file, MDF-3502e

Individuals aged 15 and over, with and without income, MDF-3502d

Industries

See also
 Automobiles
 Tourism

displaced workers, MDF-3845
 unionized and non-unionized, MDF-3830
 work history survey, MDF-3804

Input/output measures

cross-classified data, CANSIM, p. 380

Institutions

disabled adults, survey, MDF-3222

International trade

cross-classified data, CANSIM, p. 380

Inventories

rail transportation, locomotive equipment, ties and rails, MDF-2734

Investment income

See also
 Income

census families, MDF-3502a
 data base, p. 384
 economic families, MDF-3502b
 individuals, MDF-3502d

Investments

data base, report on savers, on investors, on investment income, p. 384

J

Job search

, MDF-3801

activities, survey, MDF-3853
 Newfoundland and Ontario, comparison study, MDF-3820
 survey of unemployed not seeking employment, MDF-3821

Journeymen

Alberta, survey, MDF-3842

Justice

attitudes to justice system, MDF-3891
 cross-classified data, CANSIM, p. 380

K

Key file, MDF-3502e

L

Labour force

See also
 Occupations

activity

employment and training opportunities, MDF-3879
 migrants, MDF-3814b, MDF-3870
 British Columbia and Alberta, MDF-3814a
 survey, MDF-3853

work patterns survey, MDF-3801

characteristics, activities and attitudes, Newfoundland and Ontario, comparison study, MDF-3820

displaced workers, survey, MDF-3845

employed persons

and hours worked, by occupation or industry of main job and by age and sex, MDF-3701

by number of hours worked at all jobs, average hours worked and total hours worked, by class of worker, Canada and provinces, MDF-3701

employment, by industry, occupation, class of worker and sex, Canada and provinces, MDF-3701

Note: Microdata files (MDF-) are described on pages 349-378.

ELECTRONIC PRODUCTS INDEX

family

composition, labour force status and sex of family head, estimations, Canada, MDF-3701

status and sex, estimations, Canada and provinces, MDF-3701

persons available for work but not seeking employment, MDF-3821

postsecondary education, expenditures per capita, by province and territory, MDF-3121

profiles, selected data, by metropolitan area and by economic region, 1981 boundaries, MDF-3701

seasonally adjusted or unadjusted data, by labour force, employment, family, demographic and geographic characteristics, MDF-3701

union members, MDF-3830

volunteer workers, MDF-3806, MDF-3865

work

history, survey, MDF-3804

patterns, survey, MDF-3801

reduction, survey, MDF-3831

Labour force mobility

inter and intra-employer, survey, MDF-3853

Labour force survey (LFS), MDF-3701

Labour market

activity survey, MDF-3853

job opportunities survey, MDF-3821

Newfoundland and Ontario, comparison study, MDF-3820

Labour market activity survey, MDF-3853

Labour market comparison study, MDF-3820

Labour unions

membership, MDF-3804

membership, survey, MDF-3830, MDF-3853

Land use

agricultural, Environmental Information System, p. 383-384

change, assessment, Environmental Information System, p. 383-384

Languages

education, second language training, MDF-3849

families, MDF-3503, MDF-3504

migrants, MDF-3814b, MDF-3870

British Columbia and Alberta, MDF-3814a

social mobility and time use, MDF-3890

Liabilities

rail transportation, by class of railway, MDF-2734

Lifestyle

See also

Family wealth

Health

Households

Recreation

health

aspects, MDF-3217

survey, MDF-3836

promotion, MDF-3828

Literacy

functional skills, statistical profiles, by socio-economic characteristics, MDF-3874

skills and employment prospects, MDF-3874

training programme, requirements by type of programme, MDF-3874

Lone-parent families

See also

Children

Divorces

Families

Marriages

Unattached individuals

expenditures, MDF-3503, MDF-3504

income, MDF-3502a, MDF-3502b

Low income

See also

Income

economic families, MDF-3502b, MDF-3502c

M

Machinery and equipment

household, MDF-3506

key file, MDF-3502e

Manufacturing

cross-classified data, CANSIM, p. 380

variables, Environmental Information System, p. 383-384

Maps

customized, p. 380

Marriages

See also

Children

Families

Lone-parent families

Unattached individuals

family history survey, MDF-3839

history, MDF-3893

Maternity

absence from work due to, MDF-3805

leave, benefits, problems returning to work force, MDF-3851

Medical history

family, individual, MDF-3217

Merchandise

trade, Trade Information Enquiry and Retrieval System, p. 382-383

Note: Microdata files (MDF-) are described on pages 349-378.

ELECTRONIC PRODUCTS INDEX

Migration

- cross-classified data, CANSIM, p. 380
- estimates, by census division, data base, p. 384-385
- internal migrants, by age group, sex, province of birth by province
 - profile, MDF-3814b, MDF-3870
 - British Columbia and Alberta, MDF-3814a
- migrants, profile, MDF-3814b, MDF-3870
- British Columbia and Alberta, MDF-3814a

Monocultures

- Environmental Information System, p. 383-384

Mortgages

- See also*
- Dwellings

- amount outstanding, MDF-3504

Motor carriers

- for-hire trucking, operating and financial statistics, MDF-2741

Motor vehicles

- See also*
- Automobiles

- automobile and truck purchases, MDF-3504
- driving practices and drunk driving, MDF-3869
- personal-use, fuel consumption, MDF-3802
- theft and damage, MDF-3837b
- Edmonton, MDF-3837a

Multiple jobholders

- by industry or occupation of main job and usual hours worked,
- by age and sex, Canada and provinces, MDF-3701

N**National alcohol and drug survey, MDF-3873****National graduate survey, MDF-3135****Newfoundland**

- labour market study, MDF-3820

1971 Census of Canada public use sample tapes, MDF-3901f**1976 Census of Canada public use sample tapes, MDF-3901c****1981 Census of Canada public use sample tapes, MDF-3901d****1986 Census public use microdata file on families, MDF-3901a****1986 Census public use microdata file on households and housing, MDF-3901c****1986 Census public use microdata file on individuals, MDF-3901b****Non-profit organizations**

- volunteer workers, MDF-3806, MDF-3865

Nutrition

- attitudes and behaviour, MDF-3828

O**Occupations**

- See also*
- Employment
- Vocational training

- displaced workers, MDF-3845
- families, MDF-3504
- head of census family, MDF-3502a
- head of economic family, MDF-3502b
- individuals, MDF-3502d
- migrants, MDF-3814b, MDF-3870
- British Columbia and Alberta, MDF-3814a
- time use, social mobility, language use, MDF-3890
- work history survey, MDF-3804

Ontario

- labour market study, MDF-3820
- tourism attitude and motivation study, MDF-3822a

Ontario tourism attitude and motivation study, MDF-3822a**Operating expenses**

- rail transportation, and operating revenue, by class of railway, MDF-2734

P**Part-time employment**

- work history survey, MDF-3804
- work patterns, MDF-3801

Passengers

- intercity and rural buses, traffic statistics, fare passengers carried, revenue distance run and passenger revenue earned, by type of service provided, MDF-2744

Pension plans

- employee coverage, survey, MDF-3853
- union and non-union workers, MDF-3830
- work reduction survey, MDF-3831

Pensions

- RRSPs, average age and median income, data base, p. 384

Personal risk

- criminal victimization and accidents, MDF-3891

Pesticides

- use, Environmental Information System, p. 383-384

Physical health

- See also*
- Health
- Recreation

Note: Microdata files (MDF-) are described on pages 349-378.

ELECTRONIC PRODUCTS INDEX

attitudes and behaviour, MDF-3828
survey, MDF-3217, MDF-3836

Physical measures

height, weight, skinfold, blood pressure, MDF-3217

Physically disabled

adults in households, survey, MDF-3221a, MDF-3826
adults in institutions, survey, MDF-3222
children in households, survey, MDF-3221b, MDF-3826

Place names

master files, census divisions, census subdivisions,
unincorporated places, mapping services, p. 379

Pollution

emission levels, Environmental Information System, p. 383-384

Population

compilations, current and previous censuses, p. 380
families, 1986 census, MDF-3901a
households, 1986 census, MDF-3901c
individuals, demographic, social, economic and ethno-cultural
characteristics, 1986 census, MDF-3901b
labour force, profiles, estimates by demographic characteristics,
Canada and provinces, MDF-3701
migrants, MDF-3814b
British Columbia and Alberta, profile, MDF-3814a
profile, MDF-3870
movements, by census division, by province of origin/destination,
data base, p. 384-385
pressures on ecosystems, p. 383-384

Postal areas

demographic and income statistics, data base, p. 384
forward sortation areas, data base, p. 384
postal
code, conversion file, mapping services, p. 379
walk, demographic and income statistics, data base, p. 384

Postsecondary education

See also

Education
Students

adult education, survey, MDF-3849
adult training survey, MDF-3846
Alberta, MDF-3852
expenditures
per capita of labour force, by province and territory,
MDF-3121
total
and percentage distribution, by source of funds, federal,
provincial and municipal governments and fees, and
other sources, by province and territory, MDF-3121
as a percentage of Gross Domestic Product, by province
and territory, MDF-3121
university and non-university, by type of expenditure and
by direct source of funds, Canada, provinces and
territories, MDF-3121

graduates, employment experience, MDF-3135
non-university, expenditures, by type of expenditure and by
direct source of funds, MDF-3121
student survey, MDF-3823
university and non-university education, revenues and
expenditures, by type of postsecondary education, MDF-3121

Postsecondary student survey, MDF-3823

Preschoolers

survey of child care, MDF-3807

Property

crimes, MDF-3837b
Edmonton, MDF-3837a

Provincial government

grants, university and college, by source, ministries, agencies, by
type of fund, MDF-3121

Public finance

See
Government finance

R

Reading

and writing requirements at work and for daily activities,
MDF-3874
family expenditure, MDF-3504
survey, MDF-3815

Recreation

See also
Tourism

adult education, survey, MDF-3849
disabled persons, limitations, MDF-3221a, MDF-3221b
equipment
household, MDF-3506
key file, MDF-3502e
families and unattached individuals, expenditures, MDF-3504
leisure
activities and reading habits, survey, MDF-3815
activities, by type and time spent, MDF-3874
physical exercise
attitudes and practices, MDF-3828
survey, MDF-3217, MDF-3836
travel survey, MDF-3810
wildlife activities, MDF-3808a, MDF-3808b

Renters

See
Tenants

Repairs

homeowner, repairs and renovations, expenditures
data by type of job

Note: Microdata files (MDF-) are described on pages 349-378.

ELECTRONIC PRODUCTS INDEX

by age of household head, by household income group, by period of construction, by year household head moved to dwelling, MDF-3507
by size of area of residence, by type of dwelling, by value of dwelling and by geographic area, MDF-3507
data detail, by contract and material components, by type of job, MDF-3507

Restaurants

family food expenditures, MDF-3503, MDF-3504

Retirement

RRSP contributors, average age and median income, data base, p. 384

Revenue

operating, university, excluding sponsored research, by source, Canada, provinces and territories, MDF-3121
sponsored research, university, by source, Canada, provinces and territories, MDF-3121

River basins

classification, Environmental Information System, p. 383-384

Robbery, MDF-3837b

Edmonton, MDF-3837a

RRSPs

contributors, average age and median income, data base, p. 384

Rural areas

families and unattached individuals, expenditures, MDF-3503, MDF-3504

S

Salaries and wages

See also

Earnings
Employment
Income
Occupations

census families, MDF-3502a
economic families, MDF-3502b
individuals, MDF-3502d
rates, survey, MDF-3853
union and non-union workers, MDF-3830
university and college graduates, MDF-3135
work history survey, MDF-3804

Schooling level

See also

Education

and income potential, literacy skills, MDF-3874
families, 1986 census, MDF-3901a
individuals, 1986 census, MDF-3901b
postsecondary, Alberta, MDF-3852

Science and technology

cross-classified data, CANSIM, p. 380

Seat belts

driver/passenger, seat belt law, MDF-3217

Separations

family history survey, MDF-3839

Shelter cost survey, MDF-3507

Small businesses, p. 385-386

cross-classified data, CANSIM, p. 380

Smoking

attitudes and behaviour, MDF-3828
family expenditures, MDF-3504
survey, MDF-3217, MDF-3813, MDF-3836

Social mobility

languages, time use, MDF-3890

Social security

See also

Health insurance
Unemployment insurance

benefits received

census families, MDF-3502a
economic families, MDF-3502b
individuals, MDF-3502d

Social services

volunteer workers, MDF-3806, MDF-3865

Social support

See also

Elderly

disabled persons, MDF-3221a, MDF-3221b
elderly, MDF-3836

Soil

erosion, estimates, Environmental Information System, p. 383-384
zones, classification, Environmental Information System, p. 383-384

Special care

See also

Disabled persons
Health care

disabled adults in institutions, MDF-3222

Stores

family food expenditures, MDF-3503

Street index

enumeration areas, census tracts, census subdivisions, federal electoral districts, census agglomerations and census metropolitan areas, mapping services, p. 379

Note: Microdata files (MDF-) are described on pages 349-378.

ELECTRONIC PRODUCTS INDEX

Students

See also

Colleges
Education
Graduates
Postsecondary education
Universities

postsecondary, survey, MDF-3823
work patterns, MDF-3801

Survey of 1981 work history, MDF-3804

Survey of absence from work, MDF-3805

Survey of annual work patterns, MDF-3801

Survey of child care, MDF-3807

Survey of displaced workers, MDF-3845

Survey of educational attainment (Alberta), MDF-3852

Survey of family expenditures, MDF-3504

Survey of financial statistics of universities and colleges,
MDF-3121

Survey of job opportunities, MDF-3821

Survey of leisure time activities and reading habits,
MDF-3815

Survey of literacy skills used in daily activities, 1989,
MDF-3874

Survey of maternity leave, MDF-3851

Survey of smoking habits, MDF-3813

Survey of union membership, MDF-3830

Survey of volunteer activity, MDF-3865

Survey of volunteer workers, MDF-3806

Survey on drinking and driving, MDF-3869

Survey on the importance of wildlife to Canadians,
MDF-3808a

Survey on the value of wildlife to Canadians, MDF-3808b

Survey on work reduction, MDF-3831

T

Taxes

taxfilers
demographic and income profiles, data base, p. 384
donations, data base, p. 385

Telichart

time series data base, CANSIM, p. 380-381

Tenants

principal accommodation expenditures, by type of dwelling,
MDF-3504

Theft

motor vehicles and other property, MDF-3837b
Edmonton, MDF-3837a

TIERS

See

Trade Information Enquiry and Retrieval System

Time use

languages, social mobility, MDF-3890
leisure time activities and reading habits, MDF-3815

Tobacco

See also

Smoking

family expenditures, MDF-3504
smoking habits, survey, MDF-3813

Tourism

See also

Industries
Recreation

attitude and motivation study, MDF-3822b
cross-classified data, CANSIM, p. 380
Ontario, attitude and motivation study, MDF-3822a
trips taken, duration, destination, accommodation, transportation
and cost, MDF-3810

Tourism attitude and motivation study, MDF-3822b

Trade

by country, by province, by month tabulations, Trade Information
Enquiry and Retrieval System, p. 382-383
data base, p. 382-383
international, cross-classified data, CANSIM, p. 380

Trade Information Enquiry and Retrieval System, p. 382-383

Traffic accidents

prevention, attitudes, knowledge and practices, MDF-3869

Transportation

availability and use, travel to work survey, MDF-3812
disabled, limitations, MDF-3221a, MDF-3222, MDF-3826
expenditures, MDF-3504
utilization, travel survey, MDF-3810

Travel

family expenditures, MDF-3504
Ontario, tourism attitude and motivation study, MDF-3822a
to work, survey, MDF-3812
tourism attitude and motivation study, MDF-3822b
trips taken, reason, duration, destination, accommodation,
transportation, cost, MDF-3810

Travel to work survey, MDF-3812

Note: Microdata files (MDF-) are described on pages 349-378.

ELECTRONIC PRODUCTS INDEX

Travellers, MDF-3810

- attitudes and motivation, MDF-3822b
- Ontario, attitudes and motivation, MDF-3822a

Trucks

- See also
- Motor vehicles

personal-use, fuel consumption, MDF-3802

U

UCASS

- See
- University and college academic staff system

Unattached individuals

- See also
- Divorces
- Families
- Marriages
- 1971 census, MDF-3901f
- 1976 census, MDF-3901e
- 1981 census, MDF-3901d
- demographic, social, economic and ethno-cultural characteristics, 1986 census, MDF-3901b
- expenditures, MDF-3504
- food expenditures, MDF-3503
- income, MDF-3502b
- income, assets and debt, MDF-3502c

Unemployed

- See also
- Employment
- Labour force
- Unemployment
- displaced workers, survey, MDF-3845
- not seeking employment, MDF-3821
- work patterns survey, MDF-3801

Unemployment

- See also
- Employment
- Unemployed
- Unemployment insurance
- apprentices and journeymen, Alberta, MDF-3842
- by age and sex, Canada and provinces, by type of work sought, methods of job search, by reason for leaving last job, by activity prior to unemployment, MDF-3701
- duration, benefits, government programs and job search activities, survey, MDF-3853
- layoffs, MDF-3845
- Newfoundland and Ontario, comparison study, MDF-3820
- persons not in the labour force
 - by reason for leaving job, by age and sex, Canada and provinces, MDF-3701
 - who looked for work in the past six months, by reason for not looking in reference week, Canada and provinces, MDF-3701

reduction, MDF-3831

university and college graduates, MDF-3135

Unemployment insurance

- See also
- Social security
- Unemployment
- absence from work, benefits received, MDF-3805
- beneficiaries, by type of benefit, data base, p. 385
- benefits received and attitudes towards, Newfoundland and Ontario, comparison study, MDF-3820
- data base, p. 385
- displaced workers, MDF-3845
- maternity benefits, MDF-3851

Unincorporated places

- place name master file, mapping services, p. 379

Universities

- See also
- Education
- Post-secondary education
- Students
- capital debt repayments and specific income and expenditure items, data detail MDF-3121
- education, expenditures
 - by function, Canada, provinces, MDF-3121
 - by type of expenditure, by direct source of funds, Canada, provinces and territories, MDF-3121
- expenditures, sponsored research, by type of expenditure, Canada, provinces and territories, MDF-3121
- financial statistics, data detail on income or revenue and expenditures, MDF-3121
- government grants and contracts from the federal government, by specific department, MDF-3121
- graduates, employment experience, MDF-3135
- grants, provincial government, by source, ministries, agencies, by type of fund, MDF-3121
- level and field of study, Alberta, MDF-3852
- operating expenditures, excluding sponsored research, data detail, by type of expenditures, Canada, provinces and territories, MDF-3121
- operating income or revenue, by type of income source, by type of fund, and operating expenditures, by type, by function, by type of fund, MDF-3121
- operating revenues, excluding sponsored research, by source, Canada, provinces and territories, MDF-3121
- revenues, sponsored research, by source, Canada, provinces and territories, MDF-3121
- statement of changes in fund balances, by data detail, MDF-3121

Urban areas

- area master files, mapping services, p. 379
- families and unattached individuals, expenditures, MDF-3504
- family food expenditures, MDF-3503

Urban transit

- See also

Note: Microdata files (MDF-) are described on pages 349-378.

ELECTRONIC PRODUCTS INDEX

Automobiles
Transportation
travel to work survey, MDF-3812

V

Victimization

perception of risks, costs, services, MDF-3891

Victims

Edmonton, survey, MDF-3837a
services, costs, perception of risks, MDF-3891
survey, MDF-3837b

Violence

crimes, police reported, by province, by offence type, violent crimes, MDF-3837b
Edmonton, MDF-3837a
perception of risks of victimization, costs, MDF-3891

Vital statistics

cross-classified data, CANSIM, p. 380

Vocational training

See also
Colleges
Occupations
Postsecondary education
adult education survey, MDF-3846, MDF-3849
and education
adults taking courses, MDF-3879
full-time employment related, MDF-3879
barriers by reason, MDF-3879
displaced workers, MDF-3845
programs, full-time adult enrolment, selected data, by type of program, MDF-3879

Volunteers

See also
Labour force
survey
1980, MDF-3806
1987, MDF-3865

W

Wetland regions

classification, Environmental Information System, p. 383-384

Wildlife

participation in and expenditures on wildlife activities,
MDF-3808a, MDF-3808b

Women

maternity leave, MDF-3851

Workers compensation

benefits received, MDF-3805

Working wives

See also
Employment
Families
Women
survey of child care, MDF-3807

World trade database, p. 383

Writing

and reading, requirements at work and for daily activities,
MDF-3874

Note: Microdata files (MDF-) are described on pages 349-378.

APPENDIX A

HOW TO GET MORE HELP

Various products may help in locating needed statistics or in keeping up-to-date with new releases. In addition to the internal online bibliographic information systems maintained by Statistics Canada, two outside online information retrieval systems, DOBIS and CAN/OLE, provide valuable sources of information on Statistics Canada documents.

Descriptions of publications excluded from this catalogue, that is, out-of-print publications or those with data more than ten years old, can be found in the **Historical Catalogue of Statistics Canada Publications 1918-1980** (11-512E), **Current Publications Index, 1986** (11-204E), and the **Statistics Canada Catalogue, 1981-1985, 1987/1988, 1989 and 1990** (11-204E).

In addition, both DOBIS and CAN/OLE contain records of publications not in this catalogue.

DOBIS is the online bibliographic information system of the National Library of Canada. Used by a network of 477 government, university and special libraries across Canada, DOBIS contains descriptions of most Statistics Canada publications from 1920 on, and all census publications released since 1851. Eventually all Statistics Canada publications will be included on this system.

CAN/OLE is the retrieval system of the Canada Institute for Scientific and Technical Information, which makes accessible STATCAN, Statistics Canada's online catalogue. This catalogue is updated quarterly and contains full descriptions of most publications released since 1920 and census publications dating back to 1851. Eventually, it too will describe all historical publications of Statistics Canada. Available in more than 2000 libraries and research centres across Canada, STATCAN can produce tailored bibliographies on the topic of choice.

For more information on DOBIS or CAN/OLE, contact the Statistics Canada Library or the following addresses:

DOBIS, Search Service Coordinator
National Library of Canada
395 Wellington Street
Ottawa, Ontario K1A 0N4
Tel.: (819) 997-7227

Client Services at CAN/OLE – CAN/SDI
Canada Institute for Scientific and Technical Information
National Research Council of Canada
Ottawa, Ontario K1A 0S2
Tel.: (613) 993-1210

Other reference materials and manuals that may help in locating needed statistics or in keeping up-to-date include:

Publication release announcements

The Daily (11-001E). This vehicle for first (official) release of statistical data and publications produced by Statistics Canada, provides highlights of newly released data with source information for more detailed facts. It contains weekly and monthly schedules of upcoming major news releases and announces new non-print products and new services.

Infomat (11-002E). The weekly review highlights major Statistics Canada reports, reference papers and other releases. It contains charts, a summary of the latest monthly statistics and a complete list of publications released during the week, arranged alphabetically by originating division.

Classification manuals

Canadian export classification (based on the Harmonized System) (12-578E). This publication lists all possible export Harmonized System codes and their accompanying descriptions and is therefore an essential tool in the preparation of customs export documentation.

Canadian export-import alphabetical index (based on the Harmonized System) (12-579E). This publication facilitates the selection of the correct ten-digit import Harmonized System (H.S.) classification number and/or eight-digit export H.S. number based on the user's understanding of a commodity description.

Canadian standard industrial classification for companies and enterprises, 1980 (12-570E). This publication provides a framework for classifying Canadian companies and enterprises to 18 main industrial sectors such as energy, wood and paper, communications, 60 sub-sectors and 163 segments.

Standard industrial classification, 1980 (12-501E). This classification describes the industrial structure of the Canadian economy in terms of the principal activities of establishments. It follows the traditional sectoring of the economy into extraction, transformation and services.

Standard classification of goods, 1988: based on the Harmonized Commodity Description and Coding System (12-580E). This publication is designed to coordinate the classification of goods in all production and trade statistics. It presents a Canadian version of the international Harmonized System (HS). The number of HS classes is more than doubled by an additional level of detail and the HS code is extended from 6 to 8 digits. Amendments are produced annually.

Standard geographical classification: SGC, 1986. Volume I, The classification (12-571). Presents a system of names and codes to identify geographical areas of Canada. These areas include provinces, census divisions (counties) and subdivisions (municipalities) which form the three-tiered hierarchy of the Standard Geographical Classification (SGC) as well as other standard systems such as census metropolitan areas.

Standard geographical classification: SGC, 1986. Volume II, The reference maps (12-572). A series of 24 detailed maps showing the boundaries, names and codes of the 1986 Standard Geographical Classification covering all of Canada.

Standard geographical classification: SGC, 1986. Volume III, Changes - 1981 - 1986 (12-573). A five-year summary of the changes affecting the Standard Geographical Classification since January 1981 including details such as: type of change, effective date, population and territory affected in the case of boundary adjustments, etc.

Concordance between the Standard Industrial Classifications of Canada and the United States, 1980 Canadian SIC - 1987 United States SIC (12-574E). This publication presents a concordance that identifies the differences between the 1980 Canadian Standard Industrial Classification and the 1987 United States Standard Industrial Classification and provides a standard for relating establishment-based statistical data for the two countries. The tables show the relationship between the four levels of the two classifications. The explanatory notes describe the assignment of the activities of an industry class when it relates to more than one class of the other classification.

Standard occupational classification, 1980 (12-565E). This classification provides a systematic classification structure to identify and categorize the entire range of occupational activity in Canada.

1986 Census reference manuals

General review of the 1986 census (99-137E). This publication focuses on the planning, procedures and systems required to undertake and complete the 1986 Census. Attention is also given to changes relative to the 1981 Census.

1986 Census dictionary (99-101E). This dictionary provides alphabetically listed definitions of census variables from the four major universes: population, families, households, and dwellings and also for the geographic variables.

1986 Census handbook (99-104E). This handbook draws together census information from many sources and is a convenient "first stop" for both new and experienced data users.

1986 Census products and services (99-103E). This publication provides detailed information on the products and services available from the 1986 Census.

User's guide (96-101). This reference document is for users of the 1986 Census of Agriculture data. It details content, confidentiality procedures, geographic structure, variety of products, prices and ordering procedures.

Census metropolitan areas and census agglomerations: a 1986 and 1981 comparison (99-105E). This reference paper provides a means of comparing 1986 census metropolitan areas (CMAs) and census agglomerations (CAs) to their 1981 delineations. It indicates which census subdivisions (CSDs) have been added and which have been deleted between 1981 and 1986.

1986 Census geography: a historical comparison (99-106E). This reference paper has been prepared to aid users in the comprehension of standard and non-standard geographic terms. It is most applicable for users requiring comparison of geographic areas and terms associated with the 1986 census relative to those of previous censuses.

1986 Census user's guides. This series of guides provides more detailed information to that already made available in other census publications. They describe the collection, processing and validation processes and will help users to better understand the nature and limitations of 1986 census data. This series comprises 14 publications. Seven are regular publications, while the remainder are uncatalogued documents. They are:

User's guide to 1986 census data on:

- Occupation (99-109)
- Industry (99-110)
- Labour force activity (99-111)
- Families (99-113)
- Major field of study (99-130)
- Coverage (99-135)
- Sampling (99-136)

User's guide to 1986 census data on (uncatalogued documents):

- Age, sex, marital status

Mobility
Income
Major field of study-data processing and validation
(to be released)
Housing and household
Place of birth.

General reference manuals

Guides to using Statistics Canada data (unnumbered publication). This series of guides is a straight-forward look at "the basics": how to find the facts, electronic options for accessing data, how to get local assistance, how Statistics Canada is organized, etc. It includes a case study approach which explores ways of using statistics for marketing, economics, finance and human resources. The guides show some of the many ways data collected from specific surveys can be profitably put to use. To order the guides, contact your local Regional Reference Centre.

Historical statistics of Canada (11-516E), 1983. This is a unique compendium that depicts in text and extensive historical tables the nation's growth and development from Confederation to the modern era. The book, covering 22 topics, draws together social, economic and political time series from a wide variety of sources and provides explanatory notes on the statistics. **Out of print. Available for consultation at Regional Reference Centres.**

Index to Statistics Canada surveys and questionnaires (12-205S). This index lists all the questionnaire-based surveys of Statistics Canada and the questionnaires used in conducting the surveys, under the division of Statistics Canada that is responsible for the survey.

Listing of supplementary documents (11-207). This is a systematic inventory of supplementary Statistics Canada documents available to the public, including technical papers, conference proceedings and discussion and working papers.

Overview. This quarterly newsletter is published by the Communications Division of Statistics Canada, and is distributed free of charge to provide data users with in-depth information on products and services and on changes in departmental programs and policies. To order *Overview*, contact the Editor (613) 951-1088 or Statistics Canada, 10-J, R.H. Coats Bldg., Ottawa, Ontario, K1A 0T6.

The Guide to managing Statistics Canada publications in libraries (11-208E). This publication is available to help libraries build collections of statistics. It provides specific recommendations on current serials and monographs. It also includes notes on the history of publications and suggestions for discontinued publications. These notes are especially helpful to managers faced with space constraints and an array of publications with similar titles. These guidelines can be ordered as an entire set or in individual chapters, organized in catalogue number sequence. If further information or advice is required, contact the Statistics Canada Library at (613) 951-8219 or any of the Regional Reference Centres.

Special compendium

Compendium of public sector statistics. The Public Institutions Division has just released its first edition of the *Compendium of public sector statistics*. Whether you want to enhance your professional or business viewpoints, lobby governments, conduct research, plan programs, or you are simply curious about how the government is spending your money, the Compendium is a vital information resource, bringing you the most up-to-date data on all levels of government. The publication provides information on federal, provincial or territorial and local governments, government business enterprises, revenues and expenditures, assets and liabilities, government debt, public sector employment and remuneration, social security programs. For more information please contact Tom Caplan (613) 951-0885 or Patti Phillips (613) 951-0767. **Note:** The Compendium is not available from Publication Sales and does not have a Statistics Canada catalogue number.

APPENDIX B

STATISTICS CANADA REGIONAL REFERENCE CENTRES

Statistics Canada Regional Reference Centres are located across the country. Each centre has a collection of current publications and reference documents which can be consulted or purchased, along with microcomputer diskettes, microfiche, maps, and other products. Copying facilities for printed materials and microfiche are available, and clients also have access to CANSIM.

Each centre provides a wide range of additional services, including presentations, workshops and lectures.

For more information, users can call or visit the Centre closest to them. If you are outside the local calling area, please dial the toll-free number for your province.

Newfoundland and Labrador

Statistics Canada
Advisory Services
Viking Building, 3rd Floor
Crosbie Road
ST. JOHN'S, Newfoundland
A1B 3P2
Local calls: 772-4073
Toll-free: 1-800-563-4255

Maritime Provinces

Statistics Canada
Advisory Services
North American Life Centre
3rd Floor
1770 Market Street
HALIFAX, Nova Scotia
B3J 3M3
Local calls: 426-5331
Toll-free: 1-800-565-7192

Québec

Statistics Canada
Advisory Services
Guy Favreau Complex
Suite 408 East Tower
200 René Lévesque Boulevard West
MONTREAL, Quebec
H2Z 1X4
Local calls: 283-5725
Toll-free: 1-800-361-2831

National Capital Region

Statistics Canada
Advisory Services
Statistical Reference Centre (NCR)
R.H. Coats Building, Lobby
Holland Avenue
OTTAWA, Ontario
K1A 0T6
Local calls: 951-8116

Ontario

Statistics Canada
Advisory Services
Arthur Meighen Building
10th Floor
25 St. Clair Avenue East
TORONTO, Ontario
M4T 1M4
Local calls: 973-6586
Toll-free: 1-800-263-1136

Manitoba

Statistics Canada
Advisory Services
MacDonald Building, Suite 300
344 Edmonton Street
WINNIPEG, Manitoba
R3B 3L9
Local calls: 983-4020
Toll-free: 1-800-542-3404

Saskatchewan

Statistics Canada
Advisory Services
Avord Tower, 9th Floor
2002 Victoria Avenue
REGINA, Saskatchewan
S4P 0R7
Local calls: 780-5405
Toll-free: 1-800-667-7164

Alberta and the Northwest Territories

Statistics Canada
Advisory Services
Park Square, 8th Floor
10001 Bellamy Hill
EDMONTON, Alberta
T5J 3B6
Local calls: 495-3027
Toll-free: 1-800-282-3907
Northwest Territories:
Call collect: 495-3028

Southern Alberta

Statistics Canada
Advisory Services
First Street Plaza, Room 401
138-4th Avenue South East
CALGARY, Alberta
T2G 4Z6
Local calls: 292-6717
Toll-free: 1-800-472-9708

British Columbia and the Yukon

Statistics Canada
Advisory Services
Sinclair Centre, 3rd Floor
757 West Hastings Street
Suite 440F
VANCOUVER, British Columbia
V6C 3C9
Local calls: 666-3691
Toll-free: 1-800-663-1551 (except Atlin, B.C.)
Yukon and Atlin, B.C.: Zenith 08913

APPENDIX C

DEPOSITORY LIBRARIES

Statistics Canada Library

The Statistics Canada Library in Ottawa maintains complete current and historical records of all Statistics Canada publications, both catalogued and non-catalogued. The library staff is available to help users find the required information.

Statistics Canada Library
R.H. Coats Building, 2nd Floor
Tunney's Pasture
Ottawa, Ontario
K1A 0T6
Local calls: (613) 951-8219/20
Fax: (613) 951-0939

Depository Libraries

The following is a list of full depository libraries that receive all Statistics Canada publications and all other federal government publications.

CANADA

Newfoundland

St. John's

Memorial University of Newfoundland
Queen Elizabeth II Library
St. John's, Newfoundland
A1B 3Y1

Prince Edward Island

Charlottetown

Government Services Library
Charlottetown, P.E.I.
C1A 3T2

Nova Scotia

Halifax

Dalhousie University
Killam Memorial Library
Halifax, N.S.
B3H 4H8

Wolfville

Acadia University
Vaughan Memorial Library
Wolfville, N.S.
B0P 1X0

New Brunswick

Fredericton

Legislative Library
Fredericton, N.B.
E3B 5H1

University of New Brunswick
Harriet Irving Library
Fredericton, N.B.
E3B 5H5

Moncton

Université de Moncton
Bibliothèque Champlain
Moncton, N.B.
E1A 3E9

Sackville

Mount Allison University
Ralph Pickard Bell Library
Sackville, N.B.
E0A 3C0

Quebec

Montréal

Montréal Municipal Library
Montréal, Quebec
H2L 1L9

Services documentaires multimedia
Montréal, Quebec
H2C 1T1

Concordia University Library
Montréal, Quebec
H3G 1M8

McGill University
McLennan Library
Montréal, Quebec
H3A 1Y1

Université de Montréal
Bibliothèque des sciences humaines
et sociales
Montréal, Quebec
H3C 3T2

Université du Québec à Montréal
Bibliothèque
Montréal, Quebec
H2L 4S6

Québec

National Assembly Library
Québec, Quebec
G1A 1A5

Sherbrooke

Université de Sherbrooke
Bibliothèque générale
Cité universitaire
Sherbrooke, Quebec
J1K 2R1

Sainte-Foy

Université Laval
Bibliothèque générale
Sainte-Foy, Quebec
G1K 7P4

Ontario

Downsview

York University
Scott Library
Downsview, Ontario
M3J 2R6

Guelph

University of Guelph
Library
Guelph, Ontario
N1G 2W1

Hamilton

Hamilton Public Library
Hamilton, Ontario
L8R 3K1

McMaster University
Mills Memorial Library
Hamilton, Ontario
L8S 4L6

Kingston

Queen's University at Kingston
Douglas Library
Kingston, Ontario
K7L 3N6

London

The University of Western
Ontario
D.B. Weldon Library
London, Ontario
N6A 3K7

Ottawa

Library of Parliament
Canadian Government Information Section
Ottawa, Ontario
K1A 0A9

National Library of Canada
Ottawa, Ontario
K1A 0N4

University of Ottawa
Morisset Library
Ottawa, Ontario
K1N 9A5

Sudbury

Laurentian University of Sudbury
Library
Sudbury, Ontario
P3C 2C6

Thunder Bay

Lakehead University
Chancellor Paterson Library
Thunder Bay, Ontario
P7B 5E1

Thunder Bay Public Library
Thunder Bay, Ontario
P7E 1C2

Toronto

Legislative Library
Toronto, Ontario
M5S 1A5

Metropolitan Toronto
Reference Library
Toronto, Ontario
M4W 2G8

University of Toronto
Robarts Library
Toronto, Ontario
M5S 1A5

Waterloo

University of Waterloo
Dana Porter Arts Library
Waterloo, Ontario
N2L 3G1

Windsor

Windsor Public Library
Windsor, Ontario
N9A 4M9

Manitoba

Winnipeg

Legislative Library
Winnipeg, Manitoba
R3C 0V8

The University of Manitoba
Elizabeth Dafoe Library
Winnipeg, Manitoba
R3T 2N2

Saskatchewan

Regina

Legislative Library
Regina, Saskatchewan
S4S 0B3

Saskatoon

University of Saskatchewan
The Main Library
Saskatoon, Saskatchewan
S7N 0W0

Alberta

Calgary

The University of Calgary
MacKimmie Library
Calgary, Alberta
T2N 1N4

Edmonton

Edmonton Public Library
Edmonton, Alberta
T5J 2V4

Legislative Library
Edmonton, Alberta
T5K 2B6

The University of Alberta
Library
Edmonton, Alberta
T6G 2J8

British Columbia

Burnaby

Simon Fraser University
Library
Burnaby, B.C.
V5A 1S6

Vancouver

The University of British Columbia
Library
Vancouver, B.C.
V6T 1Y3

Vancouver Public Library
Vancouver, B.C.
V6Z 1X5

Victoria

Legislative Library
Victoria, B.C.
V8V 1X4

University of Victoria
McPherson Library
Victoria, B.C.
V8W 3H5

Northwest Territories

Yellowknife

Northwest Territories
Government Library
Yellowknife, N.W.T.
X0E 1H0

OTHER COUNTRIES**Federal Republic of Germany**

Preussischer Kulturbesitz
Staatsbibliothek
Abt. Amtsdrukchriften U. Tausch
Postfach 1407
1000 Berlin 30
Germany

United Kingdom

The British Library
London, WC1B 3DG
England, United Kingdom

Japan

National Diet Library
Tokyo, Japan

United States of America

Library of Congress
Washington, D.C. 20540
U.S.A.

APPENDIX D

SUBSCRIPTION AGENTS AND BOOKSTORES

Statistics Canada publications may be ordered through your local bookstore or subscription agent. A short selection of outlets in Canada and other countries is listed for your convenience.

Pecado Inc.
330 Labelle Blvd.
Fabreville, Quebec
H7P 2P1
Tel.: (514) 628-3568
Fax : (514) 963-0225
Fax : (418) 647-1087 (Quebec City)

Les publications fédérales
1185 Université Street
Montréal, Quebec
H3B 3A7
Tel.: (514) 954-1633
Fax : (514) 954-1635

Renouf Bookstore
211 Young Street
Toronto, Ontario
M5B 1M4
Tel.: (416) 363-3171

Canebsco Subscription Services Ltd.
70 McGriskin Road
Scarborough, Ontario
M1S 4S5
Tel.: (416) 297-8282
Fax : (416) 297-4848
Toll free : 1-800-387-5241

Federal Publications
165 University Avenue
Toronto, Ontario
M5H 3B8
Tel.: (416) 581-1552
Fax : (416) 581-1743

Statistics Marketing
P.O. Box 227, Station Q
Toronto, Ontario
M4T 2M1
Tel.: (416) 766-8228
Fax : (416) 760-8596

John Coutts Library Services Ltd.
6900 Kingsmen Court, Box 1000
Niagara Falls, Ontario
L2E 7E7
Tel.: (416) 356-6382
Fax : (416) 364-9919

FAXON/SMS – Sue Clow, Publisher Services
P.O. Box 2382
London, Ontario
N6A 5A7
Tel.: (519) 472-4860
Fax : (519) 472-1072

Britannica Learning Material
P.O. Box 2249
Britannica Place
Cambridge, Ontario
N3C 3N4
Tel.: (519) 658-4621
Fax: (519) 658-5044

Canadian Business Information
P.O. Box 891
Darien
Connecticut 06820
U.S.A.
Tel.: (203) 656-2701
Fax : (203) 655-8332

Blackwell North America
1001 Fries Mill Road
Blackwood
New Jersey 08012
U.S.A.
Tel.: (609) 629-0700

ISBS
International Specialized Book Services Inc.
5602 N.E. Hassolo Street
Portland
Oregon 97213-3640
U.S.A.
Tel.: (503) 287-3093
Toll Free: 1-800-547-7734
Fax: (503) 284-8859

Swets Subscription Service
P.O. Box 830
Lisse 2160 SZ
HOLLAND

APPENDIX E

ORDERING PUBLICATIONS

Types of Publications

Subscribing to Periodicals

You can subscribe to any Statistics Canada publication that is issued regularly. Within this catalogue, such publications are identified as daily, weekly, monthly, quarterly, semi-annual or annual.

When completing the order form, remember to list the annual subscription price and write an "S" (subscription) in the issue column.

Your subscription will start with the next issue of the periodical. (Note: for example, there may be a waiting period of up to three months before the next issue of a quarterly publication is released, and the release of a new annual may take up to 12 months, depending on the release date.)

As a continuing service to our subscription clients, we issue renewal and reminder notices as your expiry date approaches to help ensure uninterrupted delivery of your publications. You will also be advised of related publications, to allow you to update your statistical library.

Multi-year subscriptions, are available for up to three years on Statistics Canada's most popular titles. The following publications are eligible for multi-year subscriptions:

Canadian Economic Observer (10-230)
Canadian Social Trends (11-008)
Perspectives on Labour and Income (75-001)
Infomat (11-002)
Health Reports (82-003)

Multi-year subscriptions ensure that there will be no interruption in the issues sent to you, as well as reducing administrative costs. Subscription rates for the second and third year are the same as the currently listed price, so multi-year subscribers are also insulated against price increases.

When ordering, please indicate clearly the number of years for which you would like to subscribe.

Purchasing Single Issues

You may wish to order a single copy of a publication before subscribing for an entire year. To order a single copy of any publication or series, remember to list the single issue price when ordering. You will receive a copy of the most recent issue.

Many publications listed in this catalogue are issued only occasionally. When ordering these titles, simply list the applicable Canadian, U.S. or foreign price, along with the catalogue number and title. Again, you will receive a copy of the most recent issue.

Ordering Publications

You may order any Statistics Canada publication using the order form at the back of this publication.

Order by Mail

Order your Statistics Canada publications by mail from...

Statistics Canada
Publication Sales
Room 1710
Main Building
Tunney's Pasture
Ottawa, Ontario
Canada
K1A 0T6

... or from one of our Regional Reference Centres listed in Appendix B. For your convenience, bookstores and subscription agents are also listed in Appendix D.

Order by Phone or FAX

To speed your order to us, use your MasterCard or Visa and call Publications Sales at 1-800-267-6677 (in Canada) or (613) 951-7277.

Regional Reference Centres are also pleased to take your telephone orders. Their telephone numbers are listed on the inside front cover and in Appendix B.

You may also facsimile the coupon in this Catalogue to us at (613) 951-1584.

The signature of an authorized company representative is required on all orders.

Please do not send written confirmation of fax or phone orders.

Purchase in Person

You can purchase publications at any Statistics Canada Regional Reference Centre, at many local bookstores, and from authorized agents' outlets (see Appendix D).

Order Electronically

CAN/OLE users may submit their purchase or interlibrary loan orders for Statistics Canada publications electronically, using CAN/DOC. This system allows users to identify publications of their choice on STATCAN and then purchase the items by completing an online order form. Various methods of payment are indicated on the order form. Statistics Canada items not identified on STATCAN may also be requested.

Payment

Cheques or money orders should be made payable to the Receiver General for Canada/Publications. Clients may also charge orders to MasterCard or Visa. Purchase Order numbers are also acceptable from authorized company representatives. Prepayment is required for all orders, except subscriptions.

Canadian clients must pay in Canadian funds, adding 7% GST, where applicable. Clients from the United States and other countries must pay in US\$ drawn on a U.S. bank.

Renewals

For uninterrupted service, it is best to renew well in advance. Late renewal may result in missed issues that will have to be purchased separately, if available.

All customers will receive convenient renewal notices. A prompt reply to these will ensure continuous service. If you receive a renewal form after you have mailed in your payment, please disregard it.

Prices

Prices listed in the **Statistics Canada Catalogue 1992** are subject to change without notice. To check current publication prices, call 1-613-951-7277 or call any Statistics Canada Regional Reference Centre. They will gladly provide information or ordering assistance. Or call 1-800-267-6677 for ordering assistance.

Discounts

Please refer to Appendices F and G for information on Statistics Canada discounts and money-saving packages.

Returns

All returns must be authorized by Statistics Canada. Details on this policy are available from Publication Sales and Service. Call (613) 951-5078 for more information.

Only non-subscribable publications may be returned. A refund on undelivered issues of a subscription may be requested at any time.

Returns are not accepted for the Catalogue.

Change of Address

To ensure uninterrupted delivery of your subscriptions, please notify us of a change of address six to eight weeks before moving. With your notification, please include:

- * your old address;
- * your new address;
- * your client account number.

APPENDIX F

DISCOUNTS ON STATISTICS CANADA PUBLICATIONS

Please note that discounts are applied to the price of the publication and not to the total amount which might include special shipping and handling charges and the GST.

a) Educational Institutions and Public Libraries

Schools, school boards, colleges, universities and public libraries receive a 30% discount on all publications. If you're not sure whether your organization qualifies for a discount, call 1-613-951-7277 or your local regional reference centre.

b) Bookstores and Authorized Agents

Standard trade discounts and returns policies are available to bookstores and authorized agents. For more information, call Publication Sales at (613) 951-5078.

c) Subscription Agents

Subscription agents receive a 30% discount on all subscribable products.

d) Volume Discounts

Volume discounts are offered on multiple copies of the same publication that are shipped to one address. The schedule of volume discounts follows.

- 10-25 copies – 20%
- 26-50 copies – 30%
- 51-100 copies – 40%
- 100 or more copies –

call our Publication Sales personnel at 1-613-951-8926 to determine the discount that will apply to your order.

e) Back Issue Discounts

A Statistics Canada periodical is designated a back issue when it has been replaced by a more recent issue. Clients are entitled to a 70% discount and Bookstores a 82% discount off the cover price of all back issues.

Periodicals, selected occasionals and 1981 Census publications are all included in the back issues program. **The Daily, Infomat, Survey Methodology** and the four most recent editions of **Canadian Social Trends, Perspectives on Labour and Income** and **Health Reports** are excluded from the program.

Statistics Canada fills orders for back issues as inventory permits. The minimum order, which must be prepaid, is \$20.00. Please contact our Publication Sales personnel at 1-613-951-7277 to confirm price and availability.

f) Canadian Social Trends (11-008E) Discounts

Student – Students can subscribe to **Canadian Social Trends** at 30% off the regular subscription price of \$34.00 in Canada, US\$40.00 in the United States and US\$48.00 in other countries.

Multiple Subscriptions – Clients can receive five subscriptions to **Canadian Social Trends** for the price of three, provided all subscriptions have the same mailing address. This applies to any multiple of the 5 for 3 formula – a 40% discount.

APPENDIX G

PUBLICATION DISCOUNT PACKAGES AND SPECIAL OFFERS

Many publications listed in this catalogue are offered with related publications at a discount package price. To save you time when ordering, you need only list the package number (listed in brackets after the title) instead of each catalogue number in the package.

1. The Labour Force (10-003)

Clients receive a \$56.00 discount when they purchase the subscription package of **The Labour Force** (71-001), **Labour Force Information** (71-001P), and **The Labour Force Annual Averages** (71-220). The package price is \$250.00 in Canada, US\$350.00 in the United States and other countries.

2. The Labour Force (10-232)

A 20% discount is available to clients who purchase both **The Labour Force** (71-001) and **Labour Force Information** (71-001P). The package price is \$194.00 in Canada, US\$233.00 in the United States and US\$272.00 in other countries.

3. Full Publication Service (10-111)

This service automatically provides subscribers with copies of all non-census publications as they are released. To verify the price, call (613) 951-5078.

4. Index to Statistics Canada Surveys and Questionnaires (10-205)

A \$43.00 saving is available to clients who purchase both the **Index to Statistics Canada Surveys and Questionnaires** (12-205) and the **Inventory of Statistics Canada Questionnaires on Microfiche** (12-205M). The package price is \$173.00 in Canada, US\$207.00 in the United States and US\$242.00 in other countries.

5. National Income and Expenditure Accounts (10-294)

A special offer is available to clients who subscribe to **National Income and Expenditure Accounts** (13-001). Subscribers may purchase a package of the printed publication along with the PC disk. The package price is \$172.00 in Canada, US\$206.00 in the United States and US\$241.00 in other countries.

6. Provincial Economic Accounts: 1961-1986 (10-295)

A special offer is available to clients who purchase **Provincial Economic Accounts: Historical Issue, 1961-1986** (13-213S). Clients may purchase a package of the printed publication along with the PC disk. The package price is \$150.00 in Canada, US\$176.00 in the United States and US\$210.00 in other countries.

7. National Income and Expenditure Accounts: Annual Estimates (10-297)

A special offer is available to clients who purchase **National Income and Expenditure Accounts: Annual Estimates** (13-201). Clients may purchase a package of the printed publication along with the PC disk. The package price is \$117.00 in Canada, US\$140.00 in the United States and US\$164.00 in other countries.

8. Provincial Economic Accounts, Annual Estimates (10-299)

A special offer is available to clients who purchase **Provincial Economic Accounts, Annual Estimates** (13-213). Clients may purchase a package of the printed publication along with the PC disk. The package price is \$130.00 in Canada, US\$148.00 in the United States and US\$182.00 in other countries.

9. Provincial Economic Accounts (10-213)

Clients receive a 20% discount when they purchase **Provincial Economic Accounts, Annual Estimates** (13-213) and **Provincial Economic Accounts, Preliminary Estimates** (13-213P). The package price is \$53.00 in Canada and US\$74.00 in the United States and other countries.

10. Health and Activity Limitation Survey (10-601)

Clients receive a 20% discount when they purchase the 12 sub-provincial data publications from this survey. The package price is \$256.00 in Canada and US\$306.00 in the United States and US\$358.00 in other countries. The package includes catalogue numbers 82-603 through 82-614.

11. Transport (10-233)

A 20% discount is available to clients who purchase **Rail in Canada** (52-216), **Trucking in Canada** (53-222) and **Shipping in Canada** (54-205) publications. The package price is \$105.00 in Canada, US\$126.00 in the United States and US\$146.00 in other countries.

12. Canadian Economic Observer (10-230)

A special offer is available to clients who subscribe to **Canadian Economic Observer** (11-010). These subscribers receive **Canadian Economic Observer: Historical Statistical Supplement** (11-210) at no additional charge.

APPENDIX H

1992 RELEASE DATES

Produced by Communications Division (613) 951-4636

Data are available at the time of release from Statistics Canada in **The Daily** in summary form and on CANSIM Main Base in greater detail. To order **The Daily** call our National Toll Free number 1-800-267-6677 and ask for Catalogue Number 11-001E (\$120/year in Canada, US \$144/year in the United States, US \$168/year in other countries) or contact your regional Statistics Canada office.

CANSIM Main Base series directory provides a detailed description of the content of the matrices (MXXX) listed for these economic indicators. For more information call the Electronic Data Dissemination Division 1-613-951-8200 or contact your regional Statistics Canada office.

Consumer Price Index (CPI)

M2201-2230

Data for:

December 1991
January 1992
February 1992
March 1992
April 1992
May 1992
June 1992
July 1992
August 1992
September 1992
October 1992
November 1992
December 1992

Release Date:

January 21, 1992
February 21, 1992
March 20, 1992
April 16, 1992
May 21, 1992
June 19, 1992
July 16, 1992
August 20, 1992
September 18, 1992
October 15, 1992
November 19, 1992
December 18, 1992
January 21, 1993

Labour Force Survey (LFS)

M2074, 2075,
2078-2099, 2101-2107

Data for:

December 1991
January 1992
February 1992
March 1992
April 1992
May 1992
June 1992
July 1992
August 1992
September 1992
October 1992
November 1992
December 1992
January 1993

Release Date:

January 10, 1992
February 7, 1992
March 6, 1992
April 10, 1992
May 8, 1992
June 5, 1992
July 10, 1992
August 7, 1992
September 4, 1992
October 9, 1992
November 6, 1992
December 4, 1992
January 8, 1993
February 5, 1993

Preliminary Statement of Canadian International Trade

M3620-3629,
3651, 3685-3713, 3718,
3719, 3887-3913

Data for:

November 1991
December 1991
January 1992
February 1992
March 1992
April 1992
May 1992
June 1992
July 1992
August 1992
September 1992
October 1992
November 1992
December 1992

Release Date:

January 17, 1992
February 20, 1992
March 19, 1992
April 16, 1992
May 20, 1992
June 18, 1992
July 17, 1992
August 19, 1992
September 17, 1992
October 16, 1992
November 18, 1992
December 17, 1992
January 15, 1993
February 18, 1993

Field Crop Reporting Series

Data for:

December 31 Grain Stocks
Farmers' Seeding Intentions
March 31 Grain Stocks
Seeded Area, Principal Field Crops
July 31 Grain Stocks
August Crop Production Estimates
September Crop Production Estimates
November Crop Production Estimates

Release Date:

January 31, 1992
March 20, 1992
April 29, 1992
June 30, 1992
August 28, 1992
September 4, 1992
October 7, 1992
November 27, 1992

Income and Expenditure Accounts M6701-6702, 6704-6707, 6709-6716, 6718, 6720-6722, 6724-6727, 6729-6736, 6738, 6740, 6828-6839, 7420-7432

Data for:	Release Date:
Oct.-Dec., 1991	February 28, 1992
Jan.-Mar., 1992	June 22, 1992
April-June, 1992	August 31, 1992
July-Sept., 1992	November 30, 1992
Oct.-Dec., 1992	March 1, 1993

Real Gross Domestic Product by Industry at Factor Cost M4671-4674

Data for:	Release Date:
November 1991	January 31, 1992
December 1991	February 28, 1992
January 1992	March 31, 1992
February 1992	April 30, 1992
March 1992	May 29, 1992
April 1992	June 30, 1992
May 1992	July 31, 1992
June 1992	August 31, 1992
July 1992	September 30, 1992
August 1992	October 30, 1992
September 1992	November 30, 1992
October 1992	December 24, 1992
November 1992	January 29, 1993
December 1992	March 1, 1993

Financial Flow Accounts

Data for:	Release Date:
Oct.-Dec., 1991	February 28, 1992
Jan.-Mar., 1992	June 22, 1992
April-June, 1992	August 31, 1992
July-Sept., 1992	November 30, 1992
Oct.-Dec., 1992	March 1, 1993

Canadian Composite Leading Indicator M191

Data for:	Release Date:
October 1991	January 7, 1992
November 1991	February 3, 1992
December 1991	March 2, 1992
January 1992	April 2, 1992
February 1992	May 4, 1992
March 1992	June 16, 1992
April 1992	July 6, 1992
May 1992	August 4, 1992
June 1992	August 28, 1992
July 1992	October 2, 1992
August 1992	November 2, 1992
September 1992	December 1, 1992

Balance of International Payments M2343-2349, 2353-2355, 147, 1364

Data for:	Release Date:
Oct.-Dec., 1991	February 28, 1992
Jan.-Mar., 1992	June 22, 1992
April-June, 1992	August 31, 1992
July-Sept., 1992	November 30, 1992
Oct.-Dec., 1992	March 1, 1993

Canada's International Transactions in Securities

Data for:	Release date:
November 1991	January 23, 1992
December 1991	February 25, 1992
January 1992	March 25, 1992
February 1992	April 23, 1992
March 1992	May 25, 1992
April 1992	June 25, 1992
May 1992	July 23, 1992
June 1992	August 25, 1992
July 1992	September 24, 1992
August 1992	October 22, 1992
September 1992	November 25, 1992
October 1992	December 23, 1992
November 1992	January 25, 1993
December 1992	February 25, 1993

Private and Public Investment in Canada M1190-1230 by 4's, 1066-1079

Data for:	Release Date:
1990 Actual,	
1991 Preliminary Actual and	
1992 Intentions	February 27, 1992
1992 Revised Intentions	July 22, 1992

Building Permits M80, 129, 137, 443, 987, 989-992, 994, 995, 4073

Data for:	Release Date:
October 1991	January 6, 1992
November 1991	January 31, 1992
December 1991	March 2, 1992
January 1992	March 31, 1992
February 1992	April 30, 1992
March 1992	May 29, 1992
April 1992	June 30, 1992
May 1992	July 31, 1992
June 1992	August 28, 1992
July 1992	September 30, 1992
August 1992	October 30, 1992
September 1992	December 1, 1992
October 1992	January 7, 1993

**Retail
Trade**

M2398-2400

Data for:

November 1991
December 1991
January 1992
February 1992
March 1992
April 1992
May 1992
June 1992
July 1992
August 1992
September 1992
October 1992
November 1992
December 1992

Release Date:

January 21, 1992
February 21, 1992
March 23, 1992
April 21, 1992
May 21, 1992
June 23, 1992
July 21, 1992
August 21, 1992
September 21, 1992
October 21, 1992
November 23, 1992
December 21, 1992
January 21, 1993
February 22, 1993

**Monthly Survey of
Manufacturing**

M9550-9580

Data for:

November 1991
December 1991
January 1992
February 1992
March 1992
April 1992
May 1992
June 1992
July 1992
August 1992
September 1992
October 1992
November 1992
December 1992

Release Date:

January 16, 1992
February 13, 1992
March 13, 1992
April 14, 1992
June 3, 1992
June 16, 1992
July 17, 1992
August 18, 1992
September 16, 1992
October 16, 1992
November 16, 1992
December 15, 1992
January 15, 1993
February 16, 1993

**New Motor
Vehicle Sales**

M64

Data for:

November 1991
December 1991
January 1992
February 1992
March 1992
April 1992
May 1992
June 1992
July 1992
August 1992
September 1992
October 1992
November 1992
December 1992

Release Date:

January 9, 1992
February 10, 1992
March 9, 1992
April 9, 1992
May 15, 1992
June 9, 1992
July 9, 1992
August 10, 1992
September 9, 1992
October 9, 1992
November 9, 1992
December 9, 1992
January 11, 1993
February 9, 1993

**Employment, Earnings
and Hours**

(Until Feb. 1992) M8003-9000,
9584-9638
(After Feb. 1992) M4285-4492,
9639-9898

Data for:

November 1991
December 1991
January 1992
February 1992
March 1992
April 1992
May 1992
June 1992
July 1992
August 1992
September 1992
October 1992

Release Date:

January 30, 1992
February 27, 1992
March 30, 1992
April 27, 1992
May 26, 1992
June 23, 1992
July 23, 1992
August 25, 1992
September 24, 1992
October 27, 1992
November 26, 1992
January 4, 1993

**Unemployment
Insurance Statistics**

M26, 5700-5707,
5708-5717, 5735, 5736

Data for:

November 1991
December 1991
January 1992
February 1992
March 1992
April 1992
May 1992
June 1992
July 1992
August 1992
September 1992
October 1992

Release Date:

January 29, 1992
February 26, 1992
March 25, 1992
April 29, 1992
May 27, 1992
June 24, 1992
July 29, 1992
August 26, 1992
September 30, 1992
October 28, 1992
November 25, 1992
December 23, 1992

**Help-wanted
Index**

M105

Data for:

December 1991
January 1992
February 1992
March 1992
April 1992
May 1992
June 1992
July 1992
August 1992
September 1992
October 1992
November 1992

Release Date:

January 8, 1992
February 5, 1992
March 4, 1992
April 8, 1992
May 6, 1992
June 3, 1992
July 8, 1992
August 5, 1992
September 2, 1992
October 7, 1992
November 4, 1992
December 2, 1992

No other monthly report on the Canadian Economy has this much to offer

STATISTICS CANADA LIBRARY
BIBLIOTHÈQUE STATISTIQUE CANADA



1010210969

Economic Observer

Extensive and timely information source for
current objective facts and analysis on the
economy... every month.

Current economic conditions

Brief, "to the point" a current update summary of the economy's performance including trend analyses on employment, output, demand and the leading indicator.

Feature articles

In-depth research on current business and economic issues: business cycles, employment trends, personal savings, business investment plans and corporate concentration.

Statistical summary

Statistical tables, charts and graphs cover national accounts, output, demand, trade, labour and financial markets.

Regional analysis

Provincial breakdowns of key economic indicators.

International overview

Digest of economic performance of Canada's most important trading partners — Europe, Japan and the U.S.

Economic and statistical events

Each month, CEO also publishes a chronology of current events that will affect the economy, and information notes about new products from Statistics Canada.

Consult with an expert

The names and phone numbers of the most appropriate Statistics Canada contacts are provided with each data table in the statistical summary; not only can you read the data and the analysis, you can talk to the experts about it.



The Canadian Economic Observer

(Catalogue no. 11-010) is \$220 annually in Canada, US\$260 in the United States and US\$310 in other countries.

To order, write Publication Sales, Statistics Canada, Ottawa, Ontario, K1A 0T6 or contact the nearest Statistics Canada Regional Reference Centre listed in this publication.

For faster service, fax your order to 1-613-951-1584.
Or call toll free at 1-800-267-6677 and use your
VISA or MasterCard.