



C-3



Catalogue 11-204SE

Statistics Canada Catalogue 1994 – Supplement



Statistics Canada
Statistique Canada

Canada



Statistics Canada
Library Services Division

Statistics Canada Catalogue 1994 – Supplement

Published by authority of the Minister
responsible for Statistics Canada

© Minister of Industry,
Science and Technology, 1995

All rights reserved. No part of this publication may be reproduced, stored in a retrieval system or transmitted in any form or by any means, electronic, mechanical, photocopying, recording or otherwise without prior written permission from Licence Services, Marketing Division, Statistics Canada, Ottawa, Ontario, Canada K1A 0T6.

February 1995

Price: Canada, \$5.00
United States: US\$6.00
Other Countries: US\$7.00

Catalogue No. 11-204SE

ISSN 0838-4223

Ottawa

Version française de cette publication disponible sur demande
(n° 11-204SF au catalogue).

Note of Appreciation

Canada owes the success of its statistical system to a long-standing cooperation involving Statistics Canada, the citizens of Canada, its businesses, governments and other institutions. Accurate and timely statistical information could not be produced without their continued cooperation and goodwill.

ORDER NOW!

To subscribe to or purchase any of the publications listed in the **Statistics Canada Catalogue 1994 – Supplement** simply call or fax the Regional Reference Centre closest to you today!

Atlantic Provinces Halifax, Nova Scotia	Toll-free: 1-800-565-7192 Local calls: (902) 426-5331 Fax: (902) 426-9538
Quebec Montréal, Quebec	Toll-free: 1-800-361-2831 Local calls: (514) 283-5725 Fax: (514) 283-9350
National Capital Region Ottawa, Ontario	Local calls: (613) 951-8116 If outside the local calling area, please dial the Fax: (613) 951-0581 toll-free number for your area
Ontario Toronto, Ontario	Toll-free: 1-800-263-1136 Local calls: (416) 973-6586 Fax: (416) 973-7475
Manitoba Winnipeg, Manitoba	Toll-free: 1-800-661-7828 Local calls: (204) 983-4020 Fax: (204) 983-7543
Saskatchewan Regina, Saskatchewan	Toll-free: 1-800-667-7164 Local calls: (306) 780-5405 Fax: (306) 780-5403
Alberta Edmonton, Alberta	Toll-free: 1-800-563-7828 Local calls: (403) 495-3027 Fax: (403) 495-5318
Southern Alberta Calgary, Alberta	Toll-free: 1-800-882-5616 Local calls: (403) 292-6717 Fax: (403) 292-4958
British Columbia Vancouver, B.C.	Toll-free: 1-800-663-1551 Local calls: (604) 666-3691 Fax: (604) 666-4863
Telecommunications Device for the Hearing Impaired	Toll-free: 1-800-363-7629

Or contact:

Statistics Canada Marketing Division Sales and Service 120 Parkdale Ave. Ottawa, Ontario K1A 0T6	Tel: (613) 951-7277 Fax: (613) 951-1584 Toll-free: 1-800-267-6677 (toll-free order only line)
---	---

PLEASE DO NOT SEND WRITTEN CONFIRMATION OF FAX AND TELEPHONE ORDERS.

Standards of Service to the Public

To maintain quality service to the public, Statistics Canada follows established standards covering statistical products and services, delivery of statistical information, cost-recovered services and service to respondents. To obtain a copy of these service standards, please contact your nearest Statistics Canada Regional Reference Centre.

PREFACE

The ***Statistics Canada Catalogue 1994 – Supplement*** contains information about new print publications produced by Statistics Canada between January and December 1994. This edition contains also a list of titles discontinued during that time.

Your comments and questions are welcome and can be directed to:

Fay Hjartarson
Statistics Canada Library
2nd floor, R.H. Coats Building
Tunney's Pasture
Ottawa, Ontario
K1A 0T6

Telephone: (613) 951-0953
Fax: (613) 951-0939
Internet: hjartfay@statcan.ca

ACKNOWLEDGEMENTS

This edition of the Supplement was compiled and edited by Céline Gendron and Virginie Grandjean-Joyeux. We would all like to specially thank Marketing Division, Dissemination Division and the many author divisions who contributed to this product.

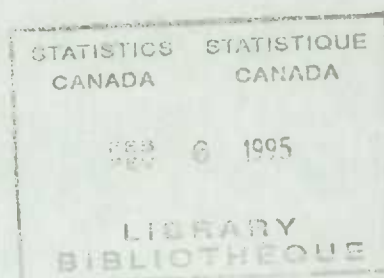
The paper used in this publication meets the minimum requirements of American National Standard for Information Sciences - Permanence of Paper for Printed Library Materials, ANSI Z39.48 - 1984.



0.3
Catalogue 11-204SE

Statistics Canada
Catalogue 1994
Supplement

February 1995



ERRATUM

Page 37 first paragraph

You can subscribe to Statistics Canada publications which are issued regularly. These included daily, weekly, monthly, quarterly or semi-annual publications. All subscribers are sent their publications on the day of release.

TABLE OF CONTENTS

Publications

Sample entries	- p. 6
General and Reference	- p. 7
Commerce, Construction, Finance and Prices	- p. 9
Employment, Unemployment and Labour Income	- p. 11
Education, Health, Culture and Social Issues	- p. 12
Demographic and Intercensal Studies	- p. 15
1991 Census	- p. 16
Discontinued Publications	- p. 31
Publications Suspended	- p. 34
Title change	- p. 35
Ordering publications	- p. 36

SAMPLE ENTRIES

SAMPLE SERIAL ENTRY

Statistics Canada Catalogue number	66-201	Language of Publication	
Title	International travel, travel between Canada and other countries. Annual. First issue 1920. Bilingual. (Touriscope).	Date of First and Last Issue Where Applicable	
Series	ISSN 0317-6738.	Frequency	
International Standard Serial Number	DDC 338.479171:0464.		
Dewey Decimal Classification Number	This report summarizes annual findings of travel to and from Canada in the form of tables, charts, maps, and an analytical review. The publication provides a profile of international travellers by province/country of residence, area of destination, mode of transportation, purpose, length of stay, expenditures, age group and sex.	Summary	
	Canada: \$34.00 per issue United States: US\$41.00 per issue Other Countries: US\$48.00 per issue	Canadian and Foreign Prices	

SAMPLE OCCASIONAL ENTRY

Statistics Canada Catalogue number	89-519	Statement of Authorship	
Title	A portrait of seniors in Canada / Target Groups Project		
Pagination	57 p. 28 cm. 1990. Bilingual.	Language of Publication	
Size	ISBN 0-660-54851-8.	Date of Publication	
	DDC 305.026/0971.		
International Standard Book Number	Seniors aged 65 years and over are profiled in this illuminating chartbook which depicts their demographic, social, cultural and economic conditions, as well as their living arrangements and aspects of their health and safety. The 35 colour charts and nine statistical tables, supported by text, present a comprehensive picture of the situation of Canada's senior population drawing from a wide array of data from the census and from numerous surveys.	Summary	
Dewey Decimal Classification Number	Canada: \$43.00 per issue United States: US\$52.00 per issue Other Countries: US\$60.00 per issue	Canadian and Foreign Prices	

GENERAL AND REFERENCE

COMPENDIA

11-509E

Human activity and the environment, 1994 / Statistics Canada, National Accounts and Environment Division, System of National Accounts. 300 p. 28 cm. 1994. E. and F.

ISBN 0-660-15439-0.

DDC 333.7/0971.

This is the fourth edition of Statistics Canada's popular environmental statistics compendium. This unique compilation brings together data from Statistics Canada and other organizations in a comprehensive look at the Canadian environmental trends and issues. New for 1994 are international and provincial environmental profiles, which allow easy comparison of varying environmental performance. Also new are sections on the economy, energy, soil erosion, air quality, contaminants and many others. **Note:** For further information, contact the Client Services Representative (613) 951-3640. **Note:** There is a supplementary diskette (11-509SD) which contains the charts and tables in Lotus 1-2-3 format. Costs \$15.00.

Per Issue

Canada:	\$35.00
United States:	US\$42.00
Other Countries:	US\$49.00

11-529E

Databases for environmental analysis: provincial and territorial governments / Statistics Canada, National Accounts and Environment Division, System of National Accounts [and] Canadian Council of Ministers of the Environment. 306 p. 28 cm. 1994. E. and F. + 1 disk.

ISBN 0-660-15399-8.

DDC 025.06/3337/0971.

This publication is a cooperative effort between Statistics Canada and the Canadian Council of Ministers of the Environment. It presents an inventory of provincial and territorial government databases of potential use in environmental reporting. The inventory is a meta-database, that is, a database of databases, and forms one of the components of Statistics Canada's Environmental Information System. It contains detailed descriptions of 833 environmental databases held by provincial and territorial government departments. An MS-DOS diskette version of the inventory is included with each publication.

Per Issue

Canada:	\$75.00
United States:	US\$90.00
Other Countries:	US\$105.00

11-612E no. 8

Health status of Canadians: report of the 1991 General Social Survey / Statistics Canada, Housing, Family and Social Statistics Division. 196 p. 28 cm. 1994. E. and F.

ISBN 0-660-15392-0.

DDC 362.1/0971.

This publication presents findings from the 1991 General Social Survey on Canadians' health, analyzing trends in their health status, their use of the health care system, and their lifestyle risk factors. Data are tabulated at the national and provincial levels. A focus of the report is the health status of people aged 65 to 74 and those aged 75 and over.

Per Issue

Canada:	\$40.00
United States:	US\$48.00
Other Countries:	US\$56.00

11-612E no. 9

Family and friends / Susan A. McDaniel with the assistance of Carol Strike. 158 p. 28 cm. 1994. E. and F.

ISBN 0-660-15354-8.

DDC 306.8/5/0971.

Canadians face many decisions concerning their relationships with family and friends. Marriage and common-law unions, child-bearing and birth intentions, sharing housework, helping family and friends, and family contacts are some of the themes addressed by this publication. One chapter focuses solely on the family structures and dynamics of older Canadians - those aged 45 to 64 and those aged 65 and over. A number of articles based on the General Social Survey data have already been published in *Canadian social trends*, *Perspectives on labour and income* and other publications. Now this report provides more extensive analyses, including detailed tabulations and some comparisons with the 1984 family history survey.

Per Issue

Canada:	\$40.00
United States:	US\$48.00
Other Countries:	US\$56.00

REFERENCE AND WORKING MANUALS

12-574RE

Concordance between the Standard Industrial Classifications of Canada and the United States : errata, 1980 Canadian SIC - 1987 United States SIC. 39 p. 28 cm. [1991].

DDC 338/02/012.

The more detailed examination of both the Canadian and American Standard Industrial Classifications undertaken during the project to concord both these classifications and the European Union (NACE) to the International Standard Industrial Classification, (ISIC Rev3), resulted in changes to the concordance between the Canadian and

GENERAL AND REFERENCE

U.S. SIC's. These errata are set up in the same format as the Canada-U.S. Concordance i.e.: tables that give the 1980 Canadian links to the 1987 U.S. SIC and the inverse in U.S. SIC order with links to the Canadian SIC. These are followed by notes which explain the partial relationships shown in the tables as indicated by asterisks. The explanatory notes are also displayed in both Canadian and U.S. SIC order. The amendments to the concordance are shown by utilizing letters. The table in Canadian SIC order gives the changes to be made to the U.S. SIC links, similarly the table in U.S. SIC order gives the changes to the Canadian links. This document contains the changes to the *Concordance between the Standard Industrial Classifications of Canada and the United States, 1980 Canadian SIC - 1987 United States SIC* (12-574) which was released in February 1991.

Note: A free copy of the addendum and free replacements of diskette versions of this publication are available upon request from JoAnn Casey, Standards Division (613) 951-3433, fax: (613) 951-8578 or from Statistics Canada's Regional Reference Centres.

Price: No charge

INCOME, NATIONAL ACCOUNTS

13-568

Fixed capital flows and stocks, 1961-1994, historical/ Statistics Canada, Investment and Capital Stock Division, National Wealth and Capital Stock Section. 303 p. 28 cm. 1994. Bilingual.

ISBN 0-660-58915-X.

DDC 332/.0414/0971.

This new historical publication features national series by industry as well as provincial and territorial totals. The series answers questions such as the size of the capital stock (fixed assets) for Canada and the provinces and territories, rates of growth, the productive capacity of individual industrial sectors and the average age of assets. The data show how technology is accelerating the obsolescence of assets. The publication also includes price indexes for capital expenditures on construction and machinery and equipment by industry, and a complete description of the methodology. More detailed industrial and provincial series are available on request.

Per Issue

Canada:	\$100.00
United States:	US\$120.00
Other Countries:	US\$140.00

STUDIES IN NATIONAL ACCOUNTING

13-603E no. 2

The size of the underground economy in Canada / Statistics Canada, System of National Accounts, National Accounts and Environment Division. 62 p. 28 cm. 1994. E. and F.

ISBN 0-660-15442-0.

DDC 336.24/16/0971.

A preliminary version of this study was presented at Laurentian University in Sudbury on February 25th. Its first part defines the underground economy, drawing a distinction between unmeasured and untaxed production. The second and third parts estimate underground transactions that are potentially escaping measurement and those that are already captured in gross domestic product. The study concludes by examining whether the resultant underestimation of gross domestic product also entails an underestimation of its growth rate. Estimates of the underground economy, as an upper limit, for 1992 are: unmeasured underground production, 2.7% of GDP; underground production already measured, 1.5%; illegal production, 1%. Thus, as an upper limit, the total value of production that may have escaped detection by the tax authorities in 1992 is 5.2%.

Per Issue

Canada:	\$38.00
United States:	US\$46.00
Other Countries:	US\$54.00

COMMERCE, CONSTRUCTION, FINANCE AND PRICES

BUSINESS CONDITIONS

61-221

Corporations: aspects of business organization, mergers and acquisitions. Annual. First issue 1991/1993. Bilingual.

ISSN 1195-9983.

DDC 338.8/3/0971.

This publication is the second in a series of three relating to CALURA-Part I, Corporations. This report provides information on mergers and acquisitions in Canada and their effect on foreign control of the Canadian economy from 1991 to 1993.

Per Issue

Canada:	\$25.00
United States:	US\$30.00
Other Countries:	US\$35.00

61-223

Capital expenditures by type of asset. Annual. First issue 1992. Bilingual.

ISSN 1201-057X.

DDC 338.4/367/0971.

How much capital did private and public firms spend on construction and on machinery and equipment in 1992? This new publication provides the answers by province and territory and by the 19 divisions of the Canadian economy. It details capital expenditures according to four types of residential construction, 95 types of non-residential construction, and 56 categories of machinery and equipment. Included are data on capital expenditures for major renovation and alteration of construction assets and for major retrofit and refurbishing of machinery and equipment assets. Trade and general construction contractors, suppliers of construction materials, and suppliers of machinery and equipment will find these data useful for market analysis. **Note:** This publication replaces the discontinued *Construction in Canada* (64-201) and *Capital expenditures on machinery and equipment by type of asset* (uncatalogued).

Per Issue

Canada:	\$40.00
United States:	US\$48.00
Other Countries:	US\$56.00

61-517

Inter-corporate ownership. Biennial. First issue 1975. Bilingual.

ISSN 0575-8823.

DDC 338.8/0971.

The directory presents information in an easy-to-read format tiered format, showing at a glance the hierarchy of subsidiaries within each enterprise structure. Entries for each corporation provide country of control and percentage of voting rights held. Inclusion of a Standard Industrial Classification (SIC) and province of head office for most Canadian resident corporations allows study on an industrial or geographical level. In addition to the

alphabetical index in each directory, indexes by country of control, province of head office, and SIC-C (company basis) are also available (\$31.95 each). (These indexes have been available since 1992.) **Note:** *Inter-corporate Ownership* is also available quarterly on a CD-ROM disk.

Per Issue

Canada:	\$350.00
United States:	US\$420.00
Other Countries:	US\$490.00

61-523E

Strategies for success: a profile of growing small and medium-sized enterprises (GSMEs) in Canada. /

John Baldwin ... [et al]. 109 p. 28 cm. 1994. E. and F.

ISBN 0-660-15401-3.

DDC 338.6/42/0971.

This publication summarizes the results of the 1992 survey of small and medium-sized businesses in Canada. The special survey profiles a group of firms that grew rapidly in the late 1980s. It focuses on their activities, business strategies and characteristics. The study summarizes the factors that were perceived by small growing firms as important to their growth. It examines strategies in which they feel they outpace their competitors. It investigates the importance attributed to new marketing: technology, input-sourcing, human-resource and management strategies. Finally, it profiles training, research and development, innovative, and export activities.

Per Issue

Canada:	\$15.00
United States:	US\$18.00
Other Countries:	US\$21.00

PRICES AND CONSUMER EXPENDITURE

62-554S

Family food expenditure in Canada, 1990: 17 metropolitan areas: list of statistical tables and user's guide /

Family Expenditure Surveys Section, Household Surveys Division, Statistics Canada. 30 p.

28 cm. [1992]. Bilingual.

DDC 339.4/863/0971.

This series of tabulations presents information on household food expenditures obtained from the Food Expenditure Survey conducted throughout 1990. These tables are detailed versions of the tables shown in *Family Food Expenditure in Canada, 17 Metropolitan areas, 1990* (62-554). They are available on paper, microfiche, microcomputer diskette and computer readable tape. Basic descriptions, notes and definitions are provided here for users of these tables. Additional information is provided in the above-mentioned catalogue publication.

Price: This publication can be obtained free of charge by contacting Réjean Lasnier, Family Expenditure Surveys Section, Household Surveys Division, (613) 951-5266.

COMMERCE, CONSTRUCTION, FINANCE AND PRICES

62-555S

Family expenditure in Canada, 1990: 17 metropolitan areas: list of statistical tables and user's guide / Family Expenditure Surveys Section, Household Surveys Division, Statistics Canada. 42 p. 28 cm. [1992]. Bilingual.

DDC 339.4/7/0971.

This series of tabulations presents information on household expenditures obtained from the Survey of Family Expenditures conducted in January, February and March of 1991. These tables are detailed versions of the tables shown in *Family expenditure in Canada, 17 metropolitan areas, 1990* (62-555). They are available on paper, microfiche, microcomputer diskette and computer readable tape. Basic descriptions, notes and definitions are provided for users of these tables. Additional information is provided in the above-mentioned catalogue publication.

Price: *This publication can be obtained free of charge by contacting Réjean Lasnier, Family Expenditure Surveys Section, Household Surveys Division, (613) 951-5266.*

63-016

Service indicators. Quarterly. First issue, 2nd quarter 1994. Bilingual.

ISSN 1195-5961.

DDC 338.7/61/0971.

This publication presents current data and analysis on a number of dynamic service industries in Canada. It draws upon a variety of sources to present an integrated picture of recent events. In addition, each issue will include an in-depth feature article. In the second quarter of 1994, employment, gross domestic product, consumer spending, prices, exports and imports of services all increased. In communications, operating revenues grew to an all-time high. The acquisitions of trust companies by banks continued to change the structure of the finance and insurance industries. Dramatic full-time job growth took place in business services.

	<i>Per Issue</i>	<i>per year</i>
<i>Canada:</i>	\$28.00	\$112.00
<i>United States:</i>	US\$34.00	US\$135.00
<i>Other Countries:</i>	US\$40.00	US\$157.00

GOVERNMENT FINANCE

68-508

Public sector assets and liabilities, historical overview / Statistics Canada, Public Institutions Division, System of National Accounts Branch. 258 p. 28 cm. 1994. Bilingual.

ISBN 0-660-54898-4.

DDC 336.71.

Based on the Financial Management System, Public Institutions Division offers, for the first time, a historical overview of asset and liability statistics for the federal, provincial/territorial and local governments and Government Business Enterprises in Canada. Also included are consolidated balance sheets, guaranteed debt and Canada and Québec pension plan balance sheets. For the first time, a historical overview presenting financial information for governments that is comparable between governments and over a period of time is included. **Note:** For further information, contact Patti Phillips (613) 951-0767; FAX (613) 951-0661.

Per Issue

<i>Canada:</i>	\$56.00
<i>United States:</i>	US\$67.00
<i>Other Countries:</i>	US\$78.00

EMPLOYMENT, UNEMPLOYMENT AND LABOUR INCOME

75-507E

Women in the labour force, 1994 edition / Target
Groups Project. 68 p. 28 cm. 1994. E. and F.
ISBN 0-660-15434-X.
DDC 331.4/0971.

While the proportion of women in the labour force has increased dramatically, several aspects of women's work experience have been slower to change. For example, while many women are entering occupations in which few women have worked in the past, most employed women are still concentrated in female-dominated occupations; women's earnings remain well below those of their male counterparts; and even when employed, women are still primarily responsible for housework and family care. This report describes these and other trends related to women's participation in the labour force. The information presented here has been integrated from a variety of Statistics Canada sources to provide an overview of the labour force participation, employment, unemployment, earnings and employment benefits of women. The report also includes sections examining the changes in the educational attainment of women and the impact of these changes on their labour force activity; the relationship between women's work experience and their family responsibilities; and the exposure of women to perceived work-related health hazards. Finally, the report also includes lists of historical and legislative milestones central to the evolution of women's participation in the labour force over the last four decades.

Per Issue

Canada:	\$40.00
United States:	US\$48.00
Other Countries:	US\$56.00

EDUCATION, HEALTH, CULTURE AND SOCIAL ISSUES

EDUCATION

81-003

Education quarterly review / Statistics Canada, Education, Culture and Tourism Division. Quarterly. First issue, Spring 1994. Bilingual.

ISSN 1195-2261.

DDC 370/.971.

This publication provides statistical data and analysis from surveys through a combination of articles and summary statistics. Descriptions of data release and new survey developments are included, as are data and statistical analyses from elementary-secondary, post-secondary and adult education and training levels. Characteristics examined include enrolment, staff and finance for schools, universities and colleges. Variables include age, gender, citizenship, degrees and diplomas, salary and source of education funding.

	<i>Per Issue</i>	<i>per year</i>
<i>Canada:</i>	\$15.00	\$60.00
<i>United States:</i>	US\$18.00	US\$72.00
<i>Other Countries:</i>	US\$21.00	US\$84.00

PUBLIC HEALTH

82-216

Hospital morbidity. Annual. First issue 1990/91. Bilingual.

ISSN 1195-4000.

DDC 304.6/4/0971.

The tables present data on separations from general and allied special hospitals listing the external causes of injury and poisoning by E codes 800-999. **Note:** Previously 82-003S suppl. no. 1.

	<i>Per Issue</i>
<i>Canada:</i>	\$20.00
<i>United States:</i>	US\$24.00
<i>Other Countries:</i>	US\$28.00

82-548

Selected mortality statistics, Canada, 1921-1990 / Surinder Wadhwa, Jill Strachan. 105 p. 28 cm. 1994. Bilingual.

ISBN 0-660-54875-5.

DDC 304.6/4/0971.

This publication is a compilation of historical data relating to the demographic aspects of death data for Canada, the 10 provinces, and the two territories from 1921 to 1990. Major topics included in this publication relate to: the numbers and rates of deaths, age-specific and age-standardized death rates, mean and median age of decedents, deaths by age, sex, and marital status, natural increase of the population and rates, and life expectancy. This publication contains the following sections: (a) a narrative description of Canada's death data, supplemented by a number of charts depicting

levels and trends of mortality indicators; (b) a set of statistical tables containing historical death data since 1921. **Note:** The statistical data in this publication, along with complete documentation, would shortly be available in electronic form from the Canadian Centre for Health Information.

	<i>Per Issue</i>
<i>Canada:</i>	\$40.00
<i>United States:</i>	US\$48.00
<i>Other Countries:</i>	US\$56.00

82-550

Selected therapeutic abortion statistics, 1970-1991 / Surinder Wadhwa. 67 p. 28 cm. 1994. Bilingual.

ISBN 0-660-54877-1.

DDC 363.4/6/0971021.

This publication is a compilation of historical data related to selected therapeutic abortion statistics from 1970-1991 for Canada, the ten provinces and the two territories. Major topics included in this publication relate to: numbers and rates of therapeutic abortions; age specific abortion rates; teenage abortion rates; counts of abortions and rates from abortion clinics in Canada; counts of legal abortions from selected states, especially along Canada - United States border; selected demographic and medical characteristics of the Canadian women who obtained abortions in Canada.

	<i>Per Issue</i>
<i>Canada:</i>	\$40.00
<i>United States:</i>	US\$48.00
<i>Other Countries:</i>	US\$56.00

82-555

Selected characteristics of persons with disabilities residing in households / Statistics Canada. 408 p. 28 cm. 1994. Bilingual.

ISBN 0-660-58901-X.

DDC 305.9/0816/0971.

This publication provides information on selected characteristics of persons with disabilities living in households. The selected characteristics presented in this publication cover areas of education, employment, economic characteristics, accommodation, transportation, technical aids and services, everyday activities, recreation and lifestyles. Tables with selected characteristics are provided for Canada, the provinces and territories, and selected census metropolitan areas (CMAs). This publication also includes information on the age and sex of the total population (persons with and without disabilities) and for persons with disabilities both living in households and institutions.

	<i>Per Issue</i>
<i>Canada:</i>	\$60.00
<i>United States:</i>	US\$72.00
<i>Other Countries:</i>	US\$84.00

EDUCATION, HEALTH, CULTURE AND SOCIAL ISSUES

HOSPITALS AND HEALTH MANPOWER

83-245

Mental health statistics. Annual. First issue 1990/91. Bilingual.

ISSN 1195-4027.

DDC 362.2/0971.

This report presents statistical information on the medical and demographic characteristics of psychiatric patients separated from psychiatric hospitals and general hospitals during the fiscal year. **Note:** Previously 82-003S suppl. no. 3.

Per Issue

Canada: \$15.00

United States: US\$18.00

Other Countries: US\$21.00

VITAL STATISTICS

84-213

Divorces. Annual. First issue 1991. Bilingual.

ISSN 1195-4159.

DDC 306.8/9/0971/102/1.

This report presents data on divorces for Canada and the provinces. The counts of divorces included in this report represent the "decrees absolute" granted and do not include any other form of marital dissolution, such as for example, separations. **Note:** Previously 82-003S suppl. no. 17.

Per Issue

Canada: \$20.00

United States: US\$24.00

Other Countries: US\$28.00

JUSTICE STATISTICS

85-217

Legal aid in Canada, description of operations / Statistics Canada, Canadian Centre for Justice Statistics. Annual. First issue 1994. Bilingual.

ISSN 1201-0278.

DDC 362.5/8/0971.

This report only describes the structure and administration of legal aid services in Canada. It includes the following information: an historical overview; legal aid legislation; organization of legal aid; coverage; eligibility; duty counsel; tariffs; various contributions of the legal profession; a list of resource persons; and legal aid office locations.

Per Issue

Canada: \$35.00

United States: US\$42.00

Other Countries: US\$49.00

85-538E

Criminal justice processing of sexual assault cases / Julian V. Roberts. 82 p. 28 cm. 1994. E. and F.

ISBN 0-660-15559-1.

DDC 364.1/53/0971.

The purpose of this report is to compile recent statistics on the incidence of sexual assault reported to the police across Canada and to provide a descriptive portrait of the criminal justice response to reports of sexual assault. The focus is on police statistics derived from the Uniform Crime Reporting (UCR) survey, and on court statistics from the Sentencing Study. These databases are maintained by the Canadian Centre for Justice Statistics. **Note:** This report expands upon the *Juristat service bulletin: criminal justice processing of sexual assault cases* (85-002, vol. 14 no. 7).

Per Issue

Canada: \$35.00

United States: US\$42.00

Other Countries: US\$49.00

SOCIAL ANALYTICAL STUDIES

89-511E

Youth in Canada / Colin Lindsay, Mary Sue Devereaux, Michael Bergob. 2nd ed. 52 p. 28 cm. 1994. E. and F.

ISBN 0-660-15330-0.

DDC 305.2/35/0971.

For youths, the ages 15 to 19 are a transition period. Most still live at home and a growing percentage are enrolled in academic institutions. At the same time, however, they are beginning to experience problems and characteristics usually associated with adult life. Many, for example, have begun to leave home, others are entering the labour market for the first time. Youths have the highest unemployment rate of any age group in the country. In addition, those who head families or live alone have very low incomes. These characteristics and others -- demographic, family status, education, labour force characteristics, income, health, time-use patterns, criminal activity and victimization -- are described in this report, which has drawn upon many sources.

Per Issue

Canada: \$37.00

United States: US\$44.00

Other Countries: US\$52.00

89-532E

International conference on the measurement and valuation of unpaid work proceedings / Statistics Canada, Labour and Household Surveys Analysis Division. 149 p. 28 cm. 1994. E. and F.

ISBN 0-660-15400-5.

DDC 361.3/7.

This publication is a record of the International Conference on the Measurement and Valuation of Unpaid Work hosted by Statistics Canada and co-sponsored by

EDUCATION, HEALTH, CULTURE AND SOCIAL ISSUES

Status of Women Canada. The main purpose of the conference was to provide Statistics Canada with the experiences and insights of experts from Canada and from around the world, with a view to accelerating its developments in this field. It achieved this goal by providing a forum for the exchange of information on the benefits and problems associated with generating estimates of unpaid work and its value. Participants discussed the potential for developing a new system of accounts parallel to the existing System of National Accounts. They also debated the content of the 1996 Census of population. Its comprehensive nature was intended to make initial input to the development of international standards or guidelines on the statistical accounting of unpaid work. Perhaps of equal importance for the global development of statistics on unpaid work, the conference was the starting point for the development of an informal international network of practitioners in the field.

Per Issue

<i>Canada:</i>	<i>\$40.00</i>
<i>United States:</i>	<i>US\$48.00</i>
<i>Other Countries:</i>	<i>US\$56.00</i>

89-535 *Aboriginal Data*

1 - Disability 2 - Housing / Statistics Canada, Post-Censal Surveys Program. 197 p. 28 cm. 1994. Bilingual.

ISBN 0-660-58900-1.

DDC 306/.089/971.

This report on two distinct topics -- disability and housing -- is the final release from the 1991 Aboriginal Peoples Survey (APS). The information was collected from 625,710 persons who reported in the APS that they identified with an Aboriginal group (i.e., they considered themselves to be North American Indian, Métis or Inuit). Those who identified with an Aboriginal group represented approximately 63% of the total who, in the 1991 Census of Population, reported having Aboriginal origin(s) and/or being registered under the Indian Act of Canada.

Per Issue

<i>Canada:</i>	<i>\$48.00</i>
<i>United States:</i>	<i>US\$58.00</i>
<i>Other Countries:</i>	<i>US\$67.00</i>

89-540E

Dimensions of job-family tension / by Leroy O. Stone; with chapters by Alfred J. Kahn, Sheila B. Kamerman and Donna S. Lero. 113 p. 23 cm. 1994. E. and F.

ISBN 0-660-15436-6.

DDC 306.3/6/0971.

This report is the first national study to document characteristics of persons who are heavily involved in family care that goes beyond care of their own children. Canada's rapidly ageing population means a growing number of workers will have to provide more care to parents, spouses or other close relatives. The study was written by Dr. Leroy Stone with support from authorities on the problems of balancing job and family obligations.

Included are chapters by two authorities in the field: Dr. Alfred Khan and Dr. Sheila Kamerman. Dr. Donna Lero, a leading Canadian authority on child care, co-wrote one chapter. The writers drew upon several of Statistics Canada's national surveys and its new total work accounts system.

Per Issue

<i>Canada:</i>	<i>\$24.95</i>
<i>United States:</i>	<i>US\$30.00</i>
<i>Other Countries:</i>	<i>US\$35.00</i>

DEMOGRAPHIC AND INTERCENSAL STUDIES

POPULATION ESTIMATES, PROJECTIONS AND ANALYSIS

91-213

Annual demographic statistics. Annual. First issue 1993. Bilingual.

ISSN 1195-9762.

DDC 304.6/0971.

These estimates are based on the 1991 Census results, and the Agency's estimates of the number of people not counted by the Census. In addition, they now include non-permanent residents. This publication contains the following data: estimates of the number of census families for Canada, the provinces, and territories, by type of family (husband-wife, lone-parent), size, age and sex of parents, and age of children as of July 1; postcensal estimates of the population for Canada, the provinces and territories, by age, sex and marital status, as of July 1, as well as statistics by age and sex for deaths, immigration, emigration, interprovincial, and the non-permanent resident population; and postcensal estimates of the population for census divisions and census metropolitan areas in Canada, by the regression-nested and component methods. In addition, this new publication contains population projections for the coming five years, highlights of the current demographic trends, and statistics for major demographic indicators such as fertility, mortality, nuptiality, and divorce. A brief description of the methods used to produce the estimates is also included. **Note:** For greater convenience to users, this collection of population estimates provides information previously covered by publications 91-204, 91-210, 91-211 and 91-212.

Per Issue

Canada:	\$40.00
United States:	US\$48.00
Other Countries:	US\$56.00

91-537

Revised intercensal population and family estimates, July 1, 1971-1991 / Statistics Canada, Demography Division. 749 p. 28 cm. 1994. Bilingual.

ISBN 0-660-54899-2.

DDC 304.6/097.

These revised estimates are based on results of the censuses, and the Agency's estimates of the number of people not counted by the Census. In addition, they now include non-permanent residents. This publication contains the following data: intercensal estimates of the population for Canada, the provinces and territories, by sex and single years of age, as of July 1, for the years 1971 to 1991; intercensal estimates of the population for Canada, the provinces and territories, by sex, marital status, and single years of age from 15 to 44, and five-year age groups from 45 to 90 years and over, as of July 1, for the years 1971 to 1991; intercensal estimates of the total population for census divisions and census metropolitan areas according to the 1991 boundaries, as of July 1, for the years 1986 to 1991; intercensal estimates of census families for Canada, the provinces

and territories, by type of family (husband-wife, lone-parent), size, sex and age of parents, and age of children, as of July 1, for the years 1986 to 1991. This publication also includes highlights of the demographic trends, a brief description of the methods used to produce estimates, and definitions of terminology. **Note:** For greater convenience to users, this collection of new population estimates provides information previously covered by intercensal estimates publications 91-518, 91-519, 91-521 and 91-529.

Per Issue

Canada:	\$100.00
United States:	US\$120.00
Other Countries:	US\$140.00

1991 CENSUS

TECHNICAL REPORTS

The 1991 Census was a large and complex undertaking. While considerable effort was taken to ensure high quality standards throughout all collection and processing operations, the results are subject to a certain degree of error. The technical reports examine the quality of the 1991 Census data. Technical reports look at definitions, concepts and components of variables, collection and coverage, regional and head office processing, edit and imputation, data evaluation and quality, and historical comparability with data from previous censuses. This series is aimed at moderate and sophisticated users but will be written in a manner which could make them useful to all census data users. Two additional methodological reports on coverage and on sampling and weighting also provide valuable assistance to the users in assessing the usefulness of the data for their own applications.

92-327E

Fertility. 30 p. 28 cm. 1994. E. and F.
ISBN 0-660-14260-0.
DDC 304.6/32/0971.

Per Issue

Canada:	\$20.00
United States:	US\$24.00
Other Countries:	US\$28.00

92-328E

Families. 29 p. 28 cm. 1994. E. and F.
ISBN 0-660-14261-9.
DDC 306.8/5/0971.

Per Issue

Canada:	\$20.00
United States:	US\$24.00
Other Countries:	US\$28.00

92-337E

Labour force activity. 71 p. 28 cm. 1994. E. and F.
ISBN 0-660-14270-8.
DDC 311.11/0971.

Per Issue

Canada:	\$20.00
United States:	US\$24.00
Other Countries:	US\$28.00

92-339E

Occupation according to the 1980 Standard Occupational Classification. 110 p. 28 cm. 1994. E. and F.

ISBN 0-660-14272-4
DDC 331.7/00971.

Per Issue

Canada:	\$20.00
United States:	US\$24.00
Other Countries:	US\$28.00

92-340E

Income. 47 p. 28 cm. 1994. E. and F.
ISBN 0-660-14273-2.
DDC 339.2/2/0971.

Per Issue

Canada:	\$20.00
United States:	US\$24.00
Other Countries:	US\$28.00

92-341E

Coverage. 63 p. 28 cm. 1994. E. and F.
ISBN 0-660-14274-0.
DDC 001.4/33.

Per Issue

Canada:	\$20.00
United States:	US\$24.00
Other Countries:	US\$28.00

AREA PROFILE SERIES/1991 CENSUS OF AGRICULTURE PRODUCTS

93-340

Profile of urban and rural areas. Part B, Canada, provinces and territories. 329 p. 28 cm. 1994. Bilingual.

ISBN 0-660-57149-8.
DDC 304.6/0971.

The 100% and 20% sample profiles show data within each province for census metropolitan areas (CMAs) as a group, census agglomerations (CAs) as a group, and the areas outside CMAs and CAs as a group. The areas outside CMAs and CAs are shown by population size. Separate profiles are shown for rural farm and rural non-farm areas within CMAs, within CAs, and outside CMAs and CAs. For rural farm areas, the Part A profile (100% data) includes some data from the census of agriculture, such as number and aggregate area of

1991 CENSUS

census farms, number with gross sales under \$25,000, number of greenhouse and nursery farms, number of male and female operators, and aggregate value of land and buildings.

Per Issue

<i>Canada:</i>	\$55.00
<i>United States:</i>	US\$66.00
<i>Other Countries:</i>	US\$77.00

93-351 1991 Census of Agriculture

Agricultural profile of Canada. Part 2. 72 p. 28 cm. 1992. Bilingual.

ISBN 0-660-57104-8.

DDC 338.1/0971.

This publication presents selected small-area and cross-classified agricultural data from the 1991 Census of Agriculture, as well as selected demographic characteristics of farm operators and the farm population. In addition, it includes a broad range of data from the 1971, 1976, 1981, 1986 and 1991 Censuses of Agriculture.

Per Issue

<i>Canada:</i>	\$37.00
<i>United States:</i>	US\$44.00
<i>Other Countries:</i>	US\$52.00

ABORIGINAL PEOPLES PRODUCTS**94-326**

Canada's aboriginal population by census subdivisions and census metropolitan areas: aboriginal data. 147 p. 28 cm. 1994. Bilingual.

ISBN 0-660-57173-0.

DDC 304.6/0971.

This publication provides data from the 1991 Census of Population on Aboriginal ancestry, Indian registration and Indian band membership. It contains two tables: one presents data for Canada, the provinces and the territories and census subdivisions; the other presents data for census metropolitan areas.

Table Titles:

Table 1. *Population by Aboriginal Origins, Showing Single and Multiple Responses, Indian Registration and Indian Band Membership, for Canada, Provinces, Territories and Census Subdivisions, 1991 census - 20% sample data*

Table 2. *Population by Aboriginal Origin, Showing Single and Multiple Responses, Indian Registration and Indian Band Membership, for Census Metropolitan Areas, 1991 census - 20% sample data*

Per Issue

<i>Canada:</i>	\$25.00
<i>United States:</i>	US\$30.00
<i>Other Countries:</i>	US\$35.00

AREA PROFILE SERIES/1991 CENSUS OF AGRICULTURE PRODUCTS**95-302 Area Profile Series**

Profile of census divisions and subdivisions in Newfoundland. Part B. 421 p. 28 cm. 1994. Bilingual.

ISBN 0-660-57175-7.

DDC 304.6/09718.

For each of the 12 provinces and territories, a 100% and a 20% sample data profile is presented by census divisions and census subdivisions. An alphabetical place name index with page references is included. **Note:** For similar data for 1986, refer to 1986 Census publication no. 94-102.

Per Issue

<i>Canada:</i>	\$70.00
<i>United States:</i>	US\$84.00
<i>Other Countries:</i>	US\$98.00

95-303 Area Profile Series

Profile of census tracts in St. John's. Part A. 99 p. 28 cm. 1993. Bilingual.

ISBN 0-660-57176-5.

DDC 304.6/097181.

A 100% and a 20% sample data profile for each census-tracted centre provides data on component census subdivisions (CSDs) and census tracts for census metropolitan areas (CMAs) and selected census agglomerations (CAs). The data content is similar to the profiles for the census divisions and subdivisions. Individual publications are available for the 11 largest CMAs, and the remaining 28 census-tracted centres are shown in a series of publications grouped by province. **Note:** For similar data for 1986, refer to 1986 Census publication no. 95-149.

Per Issue

<i>Canada:</i>	\$30.00
<i>United States:</i>	US\$36.00
<i>Other Countries:</i>	US\$42.00

95-304 Area Profile Series

Profile of census tracts in St. John's. Part B. 137 p. 28 cm. 1994. Bilingual.

ISBN 0-660-57177-3.

DDC 304.6/097181.

A 100% and a 20% sample data profile for each census-tracted centre provides data on component census subdivisions (CSDs) and census tracts for census metropolitan areas (CMAs) and selected census agglomerations (CAs). The data content is similar to the profiles for the census divisions and subdivisions. Individual publications are available for the 11 largest CMAs, and the remaining 28 census-tracted centres are shown in a series of publications grouped by province.

1991 CENSUS

Note: For similar data for 1986, refer to 1986 Census publication no. 95-150.

Per Issue

Canada:	\$35.00
United States:	US\$42.00
Other Countries:	US\$49.00

95-307 1991 Census of Agriculture

Agricultural profile of Newfoundland. Part 2. 75 p.
28 cm. 1992. Bilingual.
ISBN 0-660-57180-3.
DDC 338.1/0971.

This publication presents selected small-area and cross-classified agricultural data from the 1991 Census of Agriculture, as well as selected demographic characteristics of farm operators and the farm population. In addition, it includes a broad range of data from the 1971, 1976, 1981, 1986 and 1991 Censuses of Agriculture.

Per Issue

Canada:	\$34.00
United States:	US\$41.00
Other Countries:	US\$48.00

95-309 Area Profile Series

Profile of census divisions and subdivisions in Prince Edward Island. Part B. 185 p. 28 cm. 1994. Bilingual.
ISBN 0-660-57182-X.
DDC 304.6/09717.

For each of the 12 provinces and territories, a 100% and a 20% sample data profile is presented by census divisions and census subdivisions. An alphabetical place name index with page references is included. **Note:** For similar data for 1986, refer to 1986 Census publication no. 94-104.

Per Issue

Canada:	\$45.00
United States:	US\$54.00
Other Countries:	US\$63.00

95-313 Area Profile Series

Profile of census divisions and subdivisions in Nova Scotia. Part B. 187 p. 28 cm. 1994. Bilingual.
ISBN 0-660-57186-2.
DDC 304.6/09716.

For each of the 12 provinces and territories, a 100% and a 20% sample data profile is presented by census divisions and census subdivisions. An alphabetical place name index with page references is included. **Note:** For similar data for 1986, refer to 1986 Census publication no. 94-106.

Per Issue

Canada:	\$45.00
United States:	US\$54.00
Other Countries:	US\$63.00

95-314 Area Profile Series

Profile of census tracts in Halifax. Part A. 111 p.
28 cm. 1993. Bilingual.
ISBN 0-660-57187-0.
DDC 304.6/09716/225.

A 100% and a 20% sample data profile for each census-tracted centre provides data on component census subdivisions (CSDs) and census tracts for census metropolitan areas (CMAs) and selected census agglomerations (CAs). The data content is similar to the profiles for the census divisions and subdivisions. Individual publications are available for the 11 largest CMAs, and the remaining 28 census-tracted centres are shown in a series of publications grouped by province.

Note: For similar data for 1986, refer to 1986 Census publication no. 95-111.

Per Issue

Canada:	\$30.00
United States:	US\$36.00
Other Countries:	US\$42.00

95-315 Area Profile Series

Profile of census tracts in Halifax. Part B. 157 p.
28 cm. 1994. Bilingual.
ISBN 0-660-57188-9.
DDC 304.6/09716/225.

A 100% and a 20% sample data profile for each census-tracted centre provides data on component census subdivisions (CSDs) and census tracts for census metropolitan areas (CMAs) and selected census agglomerations (CAs). The data content is similar to the profiles for the census divisions and subdivisions. Individual publications are available for the 11 largest CMAs, and the remaining 28 census-tracted centres are shown in a series of publications grouped by province.

Note: For similar data for 1986, refer to 1986 Census publication no. 95-112.

Per Issue

Canada:	\$35.00
United States:	US\$42.00
Other Countries:	US\$49.00

95-318 1991 Census of Agriculture

Agricultural profile of Nova Scotia. Part 2. 79 p.
28 cm. 1992. Bilingual.
ISBN 0-660-57191-9.
DDC 338.1/0971.

This publication presents selected small-area and cross-classified agricultural data from the 1991 Census of Agriculture, as well as selected demographic characteristics of farm operators and the farm population. In addition, it includes a broad range of data from the 1971, 1976, 1981, 1986 and 1991 Censuses of Agriculture.

Per Issue

Canada:	\$39.00
United States:	US\$47.00
Other Countries:	US\$55.00

1991 CENSUS

95-320 **Area Profile Series**

Profile of census divisions and subdivisions in New Brunswick. Part B. 329 p. 28 cm. 1994. Bilingual.
ISBN 0-660-57193-5.
DDC 304.6/09715.

For each of the 12 provinces and territories, a 100% and a 20% sample data profile is presented by census divisions and census subdivisions. An alphabetical place name index with page references is included. **Note:** For similar data for 1986, refer to 1986 Census publication no. 94-108.

Per Issue

Canada: \$60.00
United States: US\$72.00
Other Countries: US\$84.00

95-321 **Area Profile Series**

Profile of census tracts in Moncton and Saint John. Part A. 117 p. 28 cm. 1993. Bilingual.
ISBN 0-660-57194-3.
DDC 304.6/09715/1.

A 100% and a 20% sample data profile for each census-tracted centre provides data on component census subdivisions (CSDs) and census tracts for census metropolitan areas (CMAs) and selected census agglomerations (CAs). The data content is similar to the profiles for the census divisions and subdivisions. Individual publications are available for the 11 largest CMAs, and the remaining 28 census-tracted centres are shown in a series of publications grouped by province. **Note:** For similar data for 1986, refer to 1986 Census publications nos. 95-127 and 95-145.

Per Issue

Canada: \$30.00
United States: US\$36.00
Other Countries: US\$42.00

95-322 **Area Profile Series**

Profile of census tracts in Moncton and Saint John. Part B. 167 p. 28 cm. 1994. Bilingual.
ISBN 0-660-57195-1.
DDC 304.6/09715/1.

A 100% and a 20% sample data profile for each census-tracted centre provides data on component census subdivisions (CSDs) and census tracts for census metropolitan areas (CMAs) and selected census agglomerations (CAs). The data content is similar to the profiles for the census divisions and subdivisions. Individual publications are available for the 11 largest CMAs, and the remaining 28 census-tracted centres are shown in a series of publications grouped by province. **Note:** For similar data for 1986, refer to 1986 Census publications nos. 95-128 and 95-146.

Per Issue

Canada: \$40.00
United States: US\$48.00
Other Countries: US\$56.00

95-324 **1991 Census of Agriculture**

Agricultural profile of New Brunswick. Part 2. 88 p. 28 cm. 1992. Bilingual.
ISBN 0-660-57197-8.
DDC 338.1/0971.

This publication presents selected small-area and cross-classified agricultural data from the 1991 Census of Agriculture, as well as selected demographic characteristics of farm operators and the farm population. In addition, it includes a broad range of data from the 1971, 1976, 1981, 1986 and 1991 Censuses of Agriculture.

Per Issue

Canada: \$39.00
United States: US\$47.00
Other Countries: US\$55.00

95-326 **Area Profile Series**

Profile of census divisions and subdivisions in Quebec. Part B. 2 v. (1557 p.) 28 cm. 1994. Bilingual.
ISBN 0-660-57199-4.
DDC 304.6/09714.

For each of the 12 provinces and territories, a 100% and a 20% sample data profile is presented by census divisions and census subdivisions. An alphabetical place name index with page references is included. **Note:** For similar data for 1986, refer to 1986 Census publication no. 94-110.

Per Issue

Canada: \$185.00
United States: US\$222.00
Other Countries: US\$259.00

95-327 **Area Profile Series**

Profile of census tracts in Chicoutimi-Jonquière, Sherbrooke and Trois-Rivières. Part A. 147 p. 28 cm. 1993. Bilingual.
ISBN 0-660-57200-1
DDC 304.6/09714.

A 100% and a 20% sample data profile for each census-tracted centre provides data on component census subdivisions (CSDs) and census tracts for census metropolitan areas (CMAs) and selected census agglomerations (CAs). The data content is similar to the profiles for the census divisions and subdivisions. Individual publications are available for the 11 largest CMAs, and the remaining 28 census-tracted centres are shown in a series of publications grouped by province. **Note:** For similar data for 1986, refer to 1986 Census publications nos. 95-105, 95-157 and 95-165.

Per Issue

Canada: \$35.00
United States: US\$42.00
Other Countries: US\$49.00

1991 CENSUS

95-328 Area Profile Series

Profile of census tracts in Chicoutimi-Jonquière, Sherbrooke and Trois-Rivières. Part B. 217 p. 28 cm. 1994. Bilingual.

ISBN 0-660-57201-X.

DDC 304.6/09714.

A 100% and a 20% sample data profile for each census-tracted centre provides data on component census subdivisions (CSDs) and census tracts for census metropolitan areas (CMAs) and selected census agglomerations (CAs). The data content is similar to the profiles for the census divisions and subdivisions. Individual publications are available for the 11 largest CMAs, and the remaining 28 census-tracted centres are shown in a series of publications grouped by province.

Note: For similar data for 1986, refer to 1986 Census publications nos. 95-106, 95-158 and 95-166.

Per Issue

Canada:	\$45.00
United States:	US\$54.00
Other Countries:	US\$63.00

95-329 Area Profile Series

Profile of census tracts in Montréal. Part A. 493 p. 28 cm. 1993. Bilingual.

ISBN 0-660-57202-8.

DDC 304.6/09714/28.

A 100% and a 20% sample data profile for each census-tracted centre provides data on component census subdivisions (CSDs) and census tracts for census metropolitan areas (CMAs) and selected census agglomerations (CAs). The data content is similar to the profiles for the census divisions and subdivisions. Individual publications are available for the 11 largest CMAs, and the remaining 28 census-tracted centres are shown in a series of publications grouped by province.

Note: For similar data for 1986, refer to 1986 Census publication no. 95-129.

Per Issue

Canada:	\$65.00
United States:	US\$78.00
Other Countries:	US\$91.00

95-330 Area Profile Series

Profile of census tracts in Montréal. Part B. 793 p. 28 cm. 1994. Bilingual.

ISBN 0-660-57203-6.

DDC 304.6/09714/28.

A 100% and a 20% sample data profile for each census-tracted centre provides data on component census subdivisions (CSDs) and census tracts for census metropolitan areas (CMAs) and selected census agglomerations (CAs). The data content is similar to the profiles for the census divisions and subdivisions. Individual publications are available for the 11 largest CMAs, and the remaining 28 census-tracted centres are shown in a series of publications grouped by province.

Note: For similar data for 1986, refer to 1986 Census publication no. 95-130.

Per Issue

Canada:	\$100.00
United States:	US\$120.00
Other Countries:	US\$140.00

95-332 Area Profile Series

Profile of census tracts in Québec. Part A. 165 p. 28 cm. 1993. Bilingual.

ISBN 0-660-57205-2.

DDC 304.6/09714/471.

A 100% and a 20% sample data profile for each census-tracted centre provides data on component census subdivisions (CSDs) and census tracts for census metropolitan areas (CMAs) and selected census agglomerations (CAs). The data content is similar to the profiles for the census divisions and subdivisions. Individual publications are available for the 11 largest CMAs, and the remaining 28 census-tracted centres are shown in a series of publications grouped by province.

Note: For similar data for 1986, refer to 1986 Census publication no. 95-141.

Per Issue

Canada:	\$35.00
United States:	US\$42.00
Other Countries:	US\$49.00

95-333 Area Profile Series

Profile of census tracts in Québec. Part B. 247 p. 28 cm. 1994. Bilingual.

ISBN 0-660-57206-0.

DDC 304.6/09714/471.

A 100% and a 20% sample data profile for each census-tracted centre provides data on component census subdivisions (CSDs) and census tracts for census metropolitan areas (CMAs) and selected census agglomerations (CAs). The data content is similar to the profiles for the census divisions and subdivisions. Individual publications are available for the 11 largest CMAs, and the remaining 28 census-tracted centres are shown in a series of publications grouped by province.

Note: For similar data for 1986, refer to 1986 Census publication no. 95-142.

Per Issue

Canada:	\$45.00
United States:	US\$54.00
Other Countries:	US\$63.00

95-336 1991 Census of Agriculture

Agricultural profile of Quebec. Part 2. 201 p. 28 cm. 1992. Bilingual.

ISBN 0-660-57209-5.

DDC 338.1/0971.

This publication presents selected small-area and cross-classified agricultural data from the 1991 Census

1991 CENSUS

of Agriculture, as well as selected demographic characteristics of farm operators and the farm population. In addition, it includes a broad range of data from the 1971, 1976, 1981, 1986 and 1991 Censuses of Agriculture.

	<i>Per Issue</i>
<i>Canada:</i>	\$44.00
<i>United States:</i>	US\$53.00
<i>Other Countries:</i>	US\$62.00

95-338 Area Profile Series

Profile of census divisions and subdivisions in Ontario. Part B. 871 p. 28 cm. 1994. Bilingual.

ISBN 0-660-57211-7.

DDC 304.6/09713.

For each of the 12 provinces and territories, a 100% and a 20% sample data profile is presented by census divisions and census subdivisions. An alphabetical place name index with page references is included. **Note:** For similar data for 1986, refer to 1986 Census publication no. 94-112.

	<i>Per Issue</i>
<i>Canada:</i>	\$130.00
<i>United States:</i>	US\$156.00
<i>Other Countries:</i>	US\$182.00

95-339 Area Profile Series

Profile of census tracts in Brantford, Guelph, Kitchener and St. Catharines-Niagara. Part A. 201 p. 28 cm. 1993. Bilingual.

ISBN 0-660-57212-5.

DDC 304.6/09713/2.

A 100% and a 20% sample data profile for each census-tracted centre provides data on component census subdivisions (CSDs) and census tracts for census metropolitan areas (CMAs) and selected census agglomerations (CAs). The data content is similar to the profiles for the census divisions and subdivisions. Individual publications are available for the 11 largest CMAs, and the remaining 28 census-tracted centres are shown in a series of publications grouped by province. **Note:** For similar data for 1986, refer to 1986 Census publications nos. 95-101, 95-109, 95-121 and 95-147.

	<i>Per Issue</i>
<i>Canada:</i>	\$40.00
<i>United States:</i>	US\$48.00
<i>Other Countries:</i>	US\$56.00

95-340 Area Profile Series

Profile of census tracts in Brantford, Guelph, Kitchener and St. Catharines-Niagara. Part B. 307 p. 28 cm. 1994. Bilingual.

ISBN 0-660-57213-3.

DDC 304.6/09713/2.

A 100% and a 20% sample data profile for each census-tracted centre provides data on component

census subdivisions (CSDs) and census tracts for census metropolitan areas (CMAs) and selected census agglomerations (CAs). The data content is similar to the profiles for the census divisions and subdivisions. Individual publications are available for the 11 largest CMAs, and the remaining 28 census-tracted centres are shown in a series of publications grouped by province. **Note:** For similar data for 1986, refer to 1986 Census publications nos. 95-102, 95-110, 95-122 and 95-148.

	<i>Per Issue</i>
<i>Canada:</i>	\$55.00
<i>United States:</i>	US\$66.00
<i>Other Countries:</i>	US\$77.00

95-341 Area Profile Series

Profile of census tracts in Hamilton. Part A. 153 p. 28 cm. 1993. Bilingual.

ISBN 0-660-57214-1.

DDC 304.6/09713/52.

A 100% and a 20% sample data profile for each census-tracted centre provides data on component census subdivisions (CSDs) and census tracts for census metropolitan areas (CMAs) and selected census agglomerations (CAs). The data content is similar to the profiles for the census divisions and subdivisions. Individual publications are available for the 11 largest CMAs, and the remaining 28 census-tracted centres are shown in a series of publications grouped by province. **Note:** For similar data for 1986, refer to 1986 Census publication no. 95-113.

	<i>Per Issue</i>
<i>Canada:</i>	\$35.00
<i>United States:</i>	US\$42.00
<i>Other Countries:</i>	US\$49.00

95-342 Area Profile Series

Profile of census tracts in Hamilton. Part B. 227 p. 28 cm. 1994. Bilingual.

ISBN 0-660-57215-X.

DDC 304.6/09713/52.

A 100% and a 20% sample data profile for each census-tracted centre provides data on component census subdivisions (CSDs) and census tracts for census metropolitan areas (CMAs) and selected census agglomerations (CAs). The data content is similar to the profiles for the census divisions and subdivisions. Individual publications are available for the 11 largest CMAs, and the remaining 28 census-tracted centres are shown in a series of publications grouped by province. **Note:** For similar data for 1986, refer to 1986 Census publication no. 95-114.

	<i>Per Issue</i>
<i>Canada:</i>	\$40.00
<i>United States:</i>	US\$48.00
<i>Other Countries:</i>	US\$56.00

1991 CENSUS

95-344 Area Profile Series

Profile of census tracts in Kingston, Oshawa and Peterborough. Part A. 141 p. 28 cm. 1993. Bilingual.
ISBN 0-660-57217-6.
DDC 304.6/097135.

A 100% and a 20% sample data profile for each census-tracted centre provides data on component census subdivisions (CSDs) and census tracts for census metropolitan areas (CMAs) and selected census agglomerations (CAs). The data content is similar to the profiles for the census divisions and subdivisions. Individual publications are available for the 11 largest CMAs, and the remaining 28 census-tracted centres are shown in a series of publications grouped by province.

Note: For similar data for 1986, refer to 1986 Census publications nos. 95-119, 95-133 and 95-137.

Per Issue

Canada:	\$35.00
United States:	US\$42.00
Other Countries:	US\$49.00

95-345 Area Profile Series

Profile of census tracts in Kingston, Oshawa and Peterborough. Part B. 207 p. 28 cm. 1994. Bilingual.
ISBN 0-660-57218-4.
DDC 304.6/097135.

A 100% and a 20% sample data profile for each census-tracted centre provides data on component census subdivisions (CSDs) and census tracts for census metropolitan areas (CMAs) and selected census agglomerations (CAs). The data content is similar to the profiles for the census divisions and subdivisions. Individual publications are available for the 11 largest CMAs, and the remaining 28 census-tracted centres are shown in a series of publications grouped by province.

Note: For similar data for 1986, refer to 1986 Census publications nos. 95-120, 95-134 and 95-138.

Per Issue

Canada:	\$45.00
United States:	US\$54.00
Other Countries:	US\$63.00

95-346 Area Profile Series

Profile of census tracts in London, Sarnia-Clearwater and Windsor. Part A. 183 p. 28 cm. 1993. Bilingual.
ISBN 0-660-57219-2.
DDC 304.6/09713/2.

A 100% and a 20% sample data profile for each census-tracted centre provides data on component census subdivisions (CSDs) and census tracts for census metropolitan areas (CMAs) and selected census agglomerations (CAs). The data content is similar to the profiles for the census divisions and subdivisions. Individual publications are available for the 11 largest CMAs, and the remaining 28 census-tracted centres are shown in a series of publications grouped by province.
Note: For similar data for 1986, refer to 1986 Census publications nos. 95-125, 95-151 and 95-171.

Per Issue

Canada:	\$40.00
United States:	US\$48.00
Other Countries:	US\$56.00

95-347 Area Profile Series

Profile of census tracts in London, Sarnia-Clearwater and Windsor. Part B. 277 p. 28 cm. 1994. Bilingual.
ISBN 0-660-57220-6.
DDC 304.6/09713/2.

A 100% and a 20% sample data profile for each census-tracted centre provides data on component census subdivisions (CSDs) and census tracts for census metropolitan areas (CMAs) and selected census agglomerations (CAs). The data content is similar to the profiles for the census divisions and subdivisions. Individual publications are available for the 11 largest CMAs, and the remaining 28 census-tracted centres are shown in a series of publications grouped by province.

Note: For similar data for 1986, refer to 1986 Census publications nos. 95-126, 95-152 and 95-172.

Per Issue

Canada:	\$50.00
United States:	US\$60.00
Other Countries:	US\$70.00

95-348 Area Profile Series

Profile of census tracts in North Bay, Sault Ste. Marie, Sudbury and Thunder Bay. Part A. 151 p. 28 cm. 1993. Bilingual.
ISBN 0-660-57221-4.
DDC 304.6/09713.

A 100% and a 20% sample data profile for each census-tracted centre provides data on component census subdivisions (CSDs) and census tracts for census metropolitan areas (CMAs) and selected census agglomerations (CAs). The data content is similar to the profiles for the census divisions and subdivisions. Individual publications are available for the 11 largest CMAs, and the remaining 28 census-tracted centres are shown in a series of publications grouped by province.

Note: For similar data for 1986, refer to 1986 Census publications nos. 95-131, 95-155, 95-159 and 95-161.

Per Issue

Canada:	\$40.00
United States:	US\$48.00
Other Countries:	US\$56.00

95-349 Area Profile Series

Profile of census tracts in North Bay, Sault Ste. Marie, Sudbury and Thunder Bay. Part B. 227 p. 28 cm. 1994. Bilingual.
ISBN 0-660-57222-2.
DDC 304.6/09713.

A 100% and a 20% sample data profile for each census-tracted centre provides data on component census subdivisions (CSDs) and census tracts for census

1991 CENSUS

metropolitan areas (CMAs) and selected census agglomerations (CAs). The data content is similar to the profiles for the census divisions and subdivisions. Individual publications are available for the 11 largest CMAs, and the remaining 28 census-tracted centres are shown in a series of publications grouped by province. **Note:** For similar data for 1986, refer to 1986 Census publications nos. 95-132, 95-156, 95-160 and 95-162.

Per Issue

<i>Canada:</i>	<i>\$50.00</i>
<i>United States:</i>	<i>US\$60.00</i>
<i>Other Countries:</i>	<i>US\$70.00</i>

95-350 Area Profile Series

Profile of census tracts in Ottawa-Hull. Part A. 189 p. 28 cm. 1993. Bilingual.
ISBN 0-660-57223-0.
DDC 304.6/09713/84.

A 100% and a 20% sample data profile for each census-tracted centre provides data on component census subdivisions (CSDs) and census tracts for census metropolitan areas (CMAs) and selected census agglomerations (CAs). The data content is similar to the profiles for the census divisions and subdivisions. Individual publications are available for the 11 largest CMAs, and the remaining 28 census-tracted centres are shown in a series of publications grouped by province. **Note:** For similar data for 1986, refer to 1986 Census publication no. 95-135.

Per Issue

<i>Canada:</i>	<i>\$40.00</i>
<i>United States:</i>	<i>US\$48.00</i>
<i>Other Countries:</i>	<i>US\$56.00</i>

95-351 Area Profile Series

Profile of census tracts in Ottawa-Hull. Part B. 287 p. 28 cm. 1994. Bilingual.
ISBN 0-660-57224-9.
DDC 304.6/09713/84.

A 100% and a 20% sample data profile for each census-tracted centre provides data on component census subdivisions (CSDs) and census tracts for census metropolitan areas (CMAs) and selected census agglomerations (CAs). The data content is similar to the profiles for the census divisions and subdivisions. Individual publications are available for the 11 largest CMAs, and the remaining 28 census-tracted centres are shown in a series of publications grouped by province. **Note:** For similar data for 1986, refer to 1986 Census publications nos. 95-136.

Per Issue

<i>Canada:</i>	<i>\$50.00</i>
<i>United States:</i>	<i>US\$60.00</i>
<i>Other Countries:</i>	<i>US\$70.00</i>

95-353 Area Profile Series

Profile of census tracts in Toronto. Part A. 491 p. 28 cm. 1993. Bilingual.
ISBN 0-660-57226-5.
DDC 304.6/09713/541.

A 100% and a 20% sample data profile for each census-tracted centre provides data on component census subdivisions (CSDs) and census tracts for census metropolitan areas (CMAs) and selected census agglomerations (CAs). The data content is similar to the profiles for the census divisions and subdivisions. Individual publications are available for the 11 largest CMAs, and the remaining 28 census-tracted centres are shown in a series of publications grouped by province. **Note:** For similar data for 1986, refer to 1986 Census publications nos. 95-163.

Per Issue

<i>Canada:</i>	<i>\$65.00</i>
<i>United States:</i>	<i>US\$78.00</i>
<i>Other Countries:</i>	<i>US\$91.00</i>

95-354 Area Profile Series

Profile of census tracts in Toronto. Part B. 789 p. 28 cm. 1994. Bilingual.
ISBN 0-660-57227-3.
DDC 304.6/09713/541.

A 100% and a 20% sample data profile for each census-tracted centre provides data on component census subdivisions (CSDs) and census tracts for census metropolitan areas (CMAs) and selected census agglomerations (CAs). The data content is similar to the profiles for the census divisions and subdivisions. Individual publications are available for the 11 largest CMAs, and the remaining 28 census-tracted centres are shown in a series of publications grouped by province. **Note:** For similar data for 1986, refer to 1986 Census publications nos. 95-164.

Per Issue

<i>Canada:</i>	<i>\$100.00</i>
<i>United States:</i>	<i>US\$120.00</i>
<i>Other Countries:</i>	<i>US\$140.00</i>

95-357 1991 Census of Agriculture

Agricultural profile of Ontario. Part 2. 141 p. 28 cm. 1992. Bilingual.
ISBN 0-660-57230-3.
DDC 338.1/0971.

This publication presents selected small-area and cross-classified agricultural data from the 1991 Census of Agriculture, as well as selected demographic characteristics of farm operators and the farm population. In addition, it includes a broad range of data from the 1971, 1976, 1981, 1986 and 1991 Censuses of Agriculture.

Per Issue

<i>Canada:</i>	<i>\$40.00</i>
<i>United States:</i>	<i>US\$48.00</i>
<i>Other Countries:</i>	<i>US\$56.00</i>

1991 CENSUS

95-359 Area Profile Series

Profile of census divisions and subdivisions in Manitoba. Part B. 329 p. 28 cm. 1994. Bilingual.

ISBN 0-660-57232-X.

DDC 304.6/097127.

For each of the 12 provinces and territories, a 100% and a 20% sample data profile is presented by census divisions and census subdivisions. An alphabetical place name index with page references is included. **Note:** For similar data for 1986, refer to 1986 Census publication no. 94-114.

Per Issue

Canada:	\$60.00
United States:	US\$72.00
Other Countries:	US\$84.00

95-360 Area Profile Series

Profile of census tracts in Winnipeg. Part A. 147 p. 28 cm. 1993. Bilingual.

ISBN 0-660-57233-8.

DDC 304.6/097127/43.

A 100% and a 20% sample data profile for each census-tracted centre provides data on component census subdivisions (CSDs) and census tracts for census metropolitan areas (CMAs) and selected census agglomerations (CAs). The data content is similar to the profiles for the census divisions and subdivisions. Individual publications are available for the 11 largest CMAs, and the remaining 28 census-tracted centres are shown in a series of publications grouped by province.

Note: For similar data for 1986, refer to 1986 Census publication no. 95-173.

Per Issue

Canada:	\$35.00
United States:	US\$42.00
Other Countries:	US\$49.00

95-361 Area Profile Series

Profile of census tracts in Winnipeg. Part B. 217 p. 28 cm. 1994. Bilingual.

ISBN 0-660-57234-6.

DDC 304.6/097127/43.

A 100% and a 20% sample data profile for each census-tracted centre provides data on component census subdivisions (CSDs) and census tracts for census metropolitan areas (CMAs) and selected census agglomerations (CAs). The data content is similar to the profiles for the census divisions and subdivisions. Individual publications are available for the 11 largest CMAs, and the remaining 28 census-tracted centres are shown in a series of publications grouped by province.

Note: For similar data for 1986, refer to 1986 Census publication no. 95-174.

Per Issue

Canada:	\$40.00
United States:	US\$48.00
Other Countries:	US\$56.00

95-364 1991 Census of Agriculture

Agricultural profile of Manitoba. Part 2. 94 p. 28 cm. 1992. Bilingual.

ISBN 0-660-57237-0.

DDC 338.1/0971.

This publication presents selected small-area and cross-classified agricultural data from the 1991 Census of Agriculture, as well as selected demographic characteristics of farm operators and the farm population. In addition, it includes a broad range of data from the 1971, 1976, 1981, 1986 and 1991 Censuses of Agriculture.

Per Issue

Canada:	\$35.00
United States:	US\$42.00
Other Countries:	US\$49.00

95-366 Area Profile Series

Profile of census divisions and subdivisions in Saskatchewan. Part B. 833 p. 28 cm. 1994. Bilingual.

ISBN 0-660-57239-7.

DDC 304.6/097124.

For each of the 12 provinces and territories, a 100% and a 20% sample data profile is presented by census divisions and census subdivisions. An alphabetical place name index with page references is included. **Note:** For similar data for 1986, refer to 1986 Census publication no. 94-116.

Per Issue

Canada:	\$125.00
United States:	US\$150.00
Other Countries:	US\$175.00

95-367 Area Profile Series

Profile of census tracts in Regina and Saskatoon. Part A. 147 p. 28 cm. 1993. Bilingual.

ISBN 0-660-57240-0.

DDC 304.6/097124/2.

A 100% and a 20% sample data profile for each census-tracted centre provides data on component census subdivisions (CSDs) and census tracts for census metropolitan areas (CMAs) and selected census agglomerations (CAs). The data content is similar to the profiles for the census divisions and subdivisions. Individual publications are available for the 11 largest CMAs, and the remaining 28 census-tracted centres are shown in a series of publications grouped by province.

Note: For similar data for 1986, refer to 1986 Census publications nos. 95-143 and 95-153.

Per Issue

Canada:	\$35.00
United States:	US\$42.00
Other Countries:	US\$49.00

1991 CENSUS

95-368 **Area Profile Series**

Profile of census tracts in Regina and Saskatoon. Part B. 217 p. 28 cm. 1994. Bilingual.

ISBN 0-660-57241-9.

DDC 304.6/097124/2.

A 100% and a 20% sample data profile for each census-tracted centre provides data on component census subdivisions (CSDs) and census tracts for census metropolitan areas (CMAs) and selected census agglomerations (CAs). The data content is similar to the profiles for the census divisions and subdivisions. Individual publications are available for the 11 largest CMAs, and the remaining 28 census-tracted centres are shown in a series of publications grouped by province.

Note: For similar data for 1986, refer to 1986 Census publications nos. 95-144 and 95-154.

Per Issue

<i>Canada:</i>	\$40.00
<i>United States:</i>	US\$48.00
<i>Other Countries:</i>	US\$56.00

95-371 **1991 Census of Agriculture**

Agricultural profile of Saskatchewan. Part 2. 113 p. 28 cm. 1992. Bilingual.

ISBN 0-660-57244-3.

DDC 338.1/0971.

This publication presents selected small-area and cross-classified agricultural data from the 1991 Census of Agriculture, as well as selected demographic characteristics of farm operators and the farm population. In addition, it includes a broad range of data from the 1971, 1976, 1981, 1986 and 1991 Censuses of Agriculture.

Per Issue

<i>Canada:</i>	\$40.00
<i>United States:</i>	US\$48.00
<i>Other Countries:</i>	US\$56.00

95-373 **Area Profile Series**

Profile of census divisions and subdivisions in Alberta. Part B. 431 p. 28 cm. 1994. Bilingual.

ISBN 0-660-57246-X.

DDC 304.6/097123.

For each of the 12 provinces and territories, a 100% and a 20% sample data profile is presented by census divisions and census subdivisions. An alphabetical place name index with page references is included. **Note:** For similar data for 1986, refer to 1986 Census publication no. 94-118.

Per Issue

<i>Canada:</i>	\$70.00
<i>United States:</i>	US\$84.00
<i>Other Countries:</i>	US\$98.00

95-374 **Area Profile Series**

Profile of census tracts in Calgary. Part A. 147 p. 28 cm. 1993. Bilingual.

ISBN 0-660-57247-8.

DDC 304.6/097123/38.

A 100% and a 20% sample data profile for each census-tracted centre provides data on component census subdivisions (CSDs) and census tracts for census metropolitan areas (CMAs) and selected census agglomerations (CAs). The data content is similar to the profiles for the census divisions and subdivisions. Individual publications are available for the 11 largest CMAs, and the remaining 28 census-tracted centres are shown in a series of publications grouped by province.

Note: For similar data for 1986, refer to 1986 Census publications nos. 95-103.

Per Issue

<i>Canada:</i>	\$35.00
<i>United States:</i>	US\$42.00
<i>Other Countries:</i>	US\$49.00

95-375 **Area Profile Series**

Profile of census tracts in Calgary. Part B. 217 p. 28 cm. 1994. Bilingual.

ISBN 0-660-57248-6.

DDC 304.6/097123/38.

A 100% and a 20% sample data profile for each census-tracted centre provides data on component census subdivisions (CSDs) and census tracts for census metropolitan areas (CMAs) and selected census agglomerations (CAs). The data content is similar to the profiles for the census divisions and subdivisions. Individual publications are available for the 11 largest CMAs, and the remaining 28 census-tracted centres are shown in a series of publications grouped by province.

Note: For similar data for 1986, refer to 1986 Census publications nos. 95-104.

Per Issue

<i>Canada:</i>	\$40.00
<i>United States:</i>	US\$48.00
<i>Other Countries:</i>	US\$56.00

95-377 **Area Profile Series**

Profile of census tracts in Edmonton. Part A. 175 p. 28 cm. 1993. Bilingual.

ISBN 0-660-57250-8.

DDC 304.6/097123/34.

A 100% and a 20% sample data profile for each census-tracted centre provides data on component census subdivisions (CSDs) and census tracts for census metropolitan areas (CMAs) and selected census agglomerations (CAs). The data content is similar to the profiles for the census divisions and subdivisions. Individual publications are available for the 11 largest CMAs, and the remaining 28 census-tracted centres are shown in a series of publications grouped by province.

1991 CENSUS

Note: For similar data for 1986, refer to 1986 Census publications nos. 95-107.

	<i>Per Issue</i>
<i>Canada:</i>	\$40.00
<i>United States:</i>	US\$48.00
<i>Other Countries:</i>	US\$56.00

95-378 Area Profile Series

Profile of census tracts in Edmonton. Part B. 267 p. 28 cm. 1994. Bilingual.
ISBN 0-660-57251-6.
DDC 304.6/097123/34.

A 100% and a 20% sample data profile for each census-tracted centre provides data on component census subdivisions (CSDs) and census tracts for census metropolitan areas (CMAs) and selected census agglomerations (CAs). The data content is similar to the profiles for the census divisions and subdivisions. Individual publications are available for the 11 largest CMAs, and the remaining 28 census-tracted centres are shown in a series of publications grouped by province. **Note:** For similar data for 1986, refer to 1986 Census publications nos. 95-108.

	<i>Per Issue</i>
<i>Canada:</i>	\$50.00
<i>United States:</i>	US\$60.00
<i>Other Countries:</i>	US\$70.00

95-380 Area Profile Series

Profile of census tracts in Lethbridge and Red Deer. Part A. 99 p. 28 cm. 1993. Bilingual.
ISBN 0-660-57253-2.
DDC 304.6/097123.

A 100% and a 20% sample data profile for each census-tracted centre provides data on component census subdivisions (CSDs) and census tracts for census metropolitan areas (CMAs) and selected census agglomerations (CAs). The data content is similar to the profiles for the census divisions and subdivisions. Individual publications are available for the 11 largest CMAs, and the remaining 28 census-tracted centres are shown in a series of publications grouped by province. **Note:** For similar data for 1986, refer to 1986 Census publication no. 95-123.

	<i>Per Issue</i>
<i>Canada:</i>	\$30.00
<i>United States:</i>	US\$36.00
<i>Other Countries:</i>	US\$42.00

95-381 Area Profile Series

Profile of census tracts in Lethbridge and Red Deer. Part B. 137 p. 28 cm. 1994. Bilingual.
ISBN 0-660-57254-0.
DDC 304.6/097123.

A 100% and a 20% sample data profile for each census-tracted centre provides data on component census subdivisions (CSDs) and census tracts for census metropolitan areas (CMAs) and selected census

agglomerations (CAs). The data content is similar to the profiles for the census divisions and subdivisions. Individual publications are available for the 11 largest CMAs, and the remaining 28 census-tracted centres are shown in a series of publications grouped by province. **Note:** For similar data for 1986, refer to 1986 Census publications nos. 95-124.

	<i>Per Issue</i>
<i>Canada:</i>	\$35.00
<i>United States:</i>	US\$42.00
<i>Other Countries:</i>	US\$49.00

95-383 1991 Census of Agriculture

Agricultural profile of Alberta. Part 2. 85 p. 28 cm. 1992. Bilingual.
ISBN 0-660-57256-7.
DDC 338.1/0971.

This publication presents selected small-area and cross-classified agricultural data from the 1991 Census of Agriculture, as well as selected demographic characteristics of farm operators and the farm population. In addition, it includes a broad range of data from the 1971, 1976, 1981, 1986 and 1991 Censuses of Agriculture.

	<i>Per Issue</i>
<i>Canada:</i>	\$39.00
<i>United States:</i>	US\$47.00
<i>Other Countries:</i>	US\$55.00

95-385 Area Profile Series

Profile of census divisions and subdivisions in British Columbia. Part B. 463 p. 28 cm. 1994. Bilingual.
ISBN 0-660-57258-3.
DDC 304.6/09711.

For each of the 12 provinces and territories, a 100% and a 20% sample data profile is presented by census divisions and census subdivisions. An alphabetical place name index with page references is included. **Note:** For similar data for 1986, refer to 1986 Census publication no. 94-120.

	<i>Per Issue</i>
<i>Canada:</i>	\$70.00
<i>United States:</i>	US\$84.00
<i>Other Countries:</i>	US\$98.00

95-386 Area Profile Series

Profile of census tracts in Kamloops, Kelowna and Prince George. Part A. 121 p. 28 cm. 1993. Bilingual.
ISBN 0-660-57259-1.
DDC 304.6/09711.

A 100% and a 20% sample data profile for each census-tracted centre provides data on component census subdivisions (CSDs) and census tracts for census metropolitan areas (CMAs) and selected census agglomerations (CAs). The data content is similar to the profiles for the census divisions and subdivisions. Individual publications are available for the 11 largest

1991 CENSUS

CMAs, and the remaining 28 census-tracted centres are shown in a series of publications grouped by province.

Note: For similar data for 1986, refer to 1986 Census publications nos. 95-115, 95-117 and 95-139.

Per Issue

<i>Canada:</i>	\$35.00
<i>United States:</i>	US\$42.00
<i>Other Countries:</i>	US\$49.00

95-387 Area Profile Series

Profile of census tracts in Kamloops, Kelowna and Prince George. Part B. 177 p. 28 cm. 1994. Bilingual.

ISBN 0-660-57260-5.

DDC 304.6/09711.

A 100% and a 20% sample data profile for each census-tracted centre provides data on component census subdivisions (CSDs) and census tracts for census metropolitan areas (CMAs) and selected census agglomerations (CAs). The data content is similar to the profiles for the census divisions and subdivisions. Individual publications are available for the 11 largest CMAs, and the remaining 28 census-tracted centres are shown in a series of publications grouped by province. **Note:** For similar data for 1986, refer to 1986 Census publications nos. 95-116, 95-118 and 95-140.

Per Issue

<i>Canada:</i>	\$45.00
<i>United States:</i>	US\$54.00
<i>Other Countries:</i>	US\$63.00

95-388 Area Profile Series

Profile of census tracts in Matsqui and Vancouver. Part A. 257 p. 28 cm. 1993. Bilingual.

ISBN 0-660-57261-3.

DDC 304.6/0971133.

A 100% and a 20% sample data profile for each census-tracted centre provides data on component census subdivisions (CSDs) and census tracts for census metropolitan areas (CMAs) and selected census agglomerations (CAs). The data content is similar to the profiles for the census divisions and subdivisions. Individual publications are available for the 11 largest CMAs, and the remaining 28 census-tracted centres are shown in a series of publications grouped by province. **Note:** For similar data for 1986, refer to 1986 Census publication no. 95-167.

Per Issue

<i>Canada:</i>	\$45.00
<i>United States:</i>	US\$54.00
<i>Other Countries:</i>	US\$63.00

95-389 Area Profile Series

Profile of census tracts in Matsqui and Vancouver. Part B. 399 p. 28 cm. 1994. Bilingual.

ISBN 0-660-57262-1.

DDC 304.6/0971133.

A 100% and a 20% sample data profile for each census-tracted centre provides data on component census subdivisions (CSDs) and census tracts for census metropolitan areas (CMAs) and selected census agglomerations (CAs). The data content is similar to the profiles for the census divisions and subdivisions. Individual publications are available for the 11 largest CMAs, and the remaining 28 census-tracted centres are shown in a series of publications grouped by province. **Note:** For similar data for 1986, refer to 1986 Census publication no. 95-168.

Per Issue

<i>Canada:</i>	\$60.00
<i>United States:</i>	US\$72.00
<i>Other Countries:</i>	US\$84.00

95-391 Area Profile Series

Profile of census tracts in Victoria. Part A. 111 p. 28 cm. 1993. Bilingual.

ISBN 0-660-57264-8.

DDC 304.6/09711/28.

A 100% and a 20% sample data profile for each census-tracted centre provides data on component census subdivisions (CSDs) and census tracts for census metropolitan areas (CMAs) and selected census agglomerations (CAs). The data content is similar to the profiles for the census divisions and subdivisions. Individual publications are available for the 11 largest CMAs, and the remaining 28 census-tracted centres are shown in a series of publications grouped by province. **Note:** For similar data for 1986, refer to 1986 Census publication no. 95-169.

Per Issue

<i>Canada:</i>	\$30.00
<i>United States:</i>	US\$36.00
<i>Other Countries:</i>	US\$42.00

95-392 Area Profile Series

Profile of census tracts in Victoria. Part B. 157 p. 28 cm. 1994. Bilingual.

ISBN 0-660-57265-6.

DDC 304.6/09711/28.

A 100% and a 20% sample data profile for each census-tracted centre provides data on component census subdivisions (CSDs) and census tracts for census metropolitan areas (CMAs) and selected census agglomerations (CAs). The data content is similar to the profiles for the census divisions and subdivisions. Individual publications are available for the 11 largest CMAs, and the remaining 28 census-tracted centres are shown in a series of publications grouped by province.

1991 CENSUS

Note: For similar data for 1986, refer to 1986 Census publication no. 95-170.

Per Issue

Canada:	\$35.00
United States:	US\$42.00
Other Countries:	US\$49.00

95-394 1991 Census of Agriculture

Agricultural profile of British Columbia. Part 2. 87 p. 28 cm. 1992. Bilingual.

ISBN 0-660-57267-2.

DDC 338.1/0971.

This publication presents selected small-area and cross-classified agricultural data from the 1991 Census of Agriculture, as well as selected demographic characteristics of farm operators and the farm population. In addition, it includes a broad range of data from the 1971, 1976, 1981, 1986 and 1991 Censuses of Agriculture.

Per Issue

Canada:	\$35.00
United States:	US\$42.00
Other Countries:	US\$49.00

95-396 Area Profile Series

Profile of census divisions and subdivisions in Yukon. Part B. 105 p. 28 cm. 1994. Bilingual.

ISBN 0-660-57269-9.

DDC 304.6/09719/1.

For each of the 12 provinces and territories, a 100% and a 20% sample data profile is presented by census divisions and census subdivisions. An alphabetical place name index with page references is included. **Note:** For similar data for 1986, refer to 1986 Census publication no. 94-122.

Per Issue

Canada:	\$35.00
United States:	US\$42.00
Other Countries:	US\$49.00

95-398 Area Profile Series

Profile of census divisions and subdivisions in Northwest Territories. Part B. 135 p. 28 cm. 1994. Bilingual.

ISBN 0-660-57271-0.

DDC 304.6/09719/2.

For each of the 12 provinces and territories, a 100% and a 20% sample data profile is presented by census divisions and census subdivisions. An alphabetical place name index with page references is included. **Note:** For similar data for 1986, refer to 1986 Census publication no. 94-124.

Per Issue

Canada:	\$35.00
United States:	US\$42.00
Other Countries:	US\$49.00

ANALYTICAL PRODUCTS

This series of publications provides users with concise descriptive analysis of key agricultural and socio-economic variables from the 1991 Census of Agriculture and those from the agriculture-population database. These products have been developed with a wide audience in mind and include numerous tables, graphs and maps to support the analysis presented. These analytical products can also be purchased as a publication package. Users should consult the 1991 *Census of Agriculture Products and Services* publication, (92-303) for more details.

96-301

Canadian agriculture at a glance. 252 p. 22 x 28 cm. 1994. Bilingual.

ISBN 0-660-57272-9.

DDC 338.1/0971.

More than 30 authors have contributed 51 feature articles, covering a wide range of topics from the apple industry to the role of the women in agriculture. Its 11 chapters will inform you with articles such as "The Canadian farm family - more like the family next door!", "Canadian farmers - in tune with their environment", and "Udderly amazing - Daisy's producing lots more milk in the nineties". Drawn from a variety of sources, it presents a comprehensive picture of agriculture. It is a valuable source of information for anyone in agribusiness, academics, teachers and students. So whether you have little knowledge of agriculture or are an experienced data user, you will find this a useful reference.

Per Issue

Canada:	\$49.00
United States:	US\$59.00
Other Countries:	US\$69.00

96-303E

Trends and highlights of Canadian agriculture and its people. 48 loose leaves. 30 cm. 1992. E. and F.


ISBN 0-660-14306-2.

DDC 338.1/0971.

This publication analyzes key agricultural and socio-economic variables from the 1991 Census of Agriculture and the 1991 Census of Population. The analysis often uses data from earlier censuses to put 1991 data into context, and to show trends. Graphs and tables are also used throughout.

Per Issue

Canada:	\$29.00
United States:	US\$35.00
Other Countries:	US\$41.00



THANK YOU FOR YOUR ORDER!



1991 CENSUS

96-303ES

Trends and highlights of Canadian agriculture and its people. loose leaves. 30 cm. 1992. E. and F.
ISBN 0-660-14306-2.
DDC 338.1/0971.

The second part of this publication presents socio-economic analysis of the 1991 Census of Agriculture-Population Database. These data cover the education, occupation and mobility of farm operators. The text is supplemented by many graphs and tables. **Note:** This publication's first part was released in December 1992 in a binder; those who purchased it will automatically receive the second part free. The third and final part which was supposed to be released in June 1994 will never be released.

Price: No charge

96-304E

1991 census highlights. 183 p. 28 cm. 1994. E. and F.
ISBN 0-660-14311-9.
DDC 304.6/0971.

With each major release of data from the 1991 Census database, highlights of major trends and findings are published in Statistics Canada's official release vehicle, *The Daily*. A compilation of the highlights from *The Daily* will be published following the final release of data from the 20% sample database. This compilation is a handy desktop reference of major conclusions from the 1991 Census and provides data users with a summary of the full range of data released from Canada's national statistical agency.

Per Issue

Canada:	\$10.00
United States:	US\$12.00
Other Countries:	US\$14.00

FOCUS ON CANADA SERIES

Ordering Information

The publications are available exclusively through Prentice Hall Canada Inc., 1870 Birchmount Road, Scarborough, Ontario, M1P 2J7. Copies may be ordered toll-free by telephone at 1-800-567-3800 or by fax at 1-416-299-2529.

Focus on Canada is a series of descriptive analytical publications that examines current, social, economic and demographic characteristics of the Canadian population. Users will like the easy-to-read style as well as the colourful presentation of statistical information through tables and charts.

The titles for this series are outlined below:

96-305E

Population dynamics in Canada / by Don Kerr and Bali Ram. 61 p. 25 cm. 1994. E. and F.
ISBN 0-13-150830-X.
DDC 304.6/0971.

Based on 1991 census data, this report highlights some of the most fundamental demographic changes that have influenced the well-being of Canadians over recent years: marriage and divorce trends; imbalance among numbers of women and men; the aging population; changing population growth patterns across Canada.

Price: \$12.00

96-307E

Families in Canada / by Janet Che-Alford, Catherine Allan, George Butlin. 57 p. 25 cm. 1994. E. and F.
ISBN 0-13-310624-1.
DDC 306.8/5/0971.

What is a family? This report illustrates the dramatic changes in family structure that have occurred in recent decades by contrasting current data with data from previous censuses. It analyzes family size and structure, composition, living arrangements, and economic well being and concludes with a discussion of the family in the future.

Price: \$12.00

96-309E

Canadian on the move / by Bali Ram, Y. Edward Shin, Michel Pouliot. 74 p. 25 cm. 1994. E. and F.
ISBN 0-13-310343-9.
DDC 304.8/0971.

Canadians are on the move. In this report, mobility and migration in Canada are reviewed in terms of demographics, ethnicity, education level and language of the people who are moving. In- and out-migration are studied from a geographical perspective, both at the provincial and city levels. The last chapter discusses the impact of and reason for the mobility of Canadians.

Price: \$12.00

96-311E

Canada's changing immigrant population / by Jane Badets, Tina W.L. Chui. 71 p. 25 cm. 1994. E. and F.
ISBN 0-13-310665-9.
DDC 305.8/00971.

While the proportion of immigrants to the total population of Canada has remained relatively stable, the composition of the immigrant population has changed. This report focuses on age, fertility, ethnic origin, education, and labour force participation of recent immigrants and non-permanent residents.

Price: \$12.00

1991 CENSUS

96-312E

Profile of Canada's seniors / by J.A. Norland. 112 p. 25 cm. 1994. E. and F.
ISBN 0-13-150855-5.
DDC 305.2/6/0971.

Who are Canada's senior citizens? This report provides comprehensive information on this growing segment of our population. The composition and changes in the group are presented by age, sex, marital status, education, employment, and income. Special attention is given to living arrangements, including those of people who are institutionalized or living alone. The final chapter looks to the future, identifying the health promotion movement and the kind of services our seniors will require.

Price: \$12.00

96-313E

Languages in Canada / by Brian Harrison, Louise Marmen. 83 p. 25 cm. 1994. E. and F.
ISBN 0-13-150814-8.
DDC 305.7/0971.

Who is speaking what in Canada? This report looks at two aspects of the ever-fascinating topic of language in this country. First, it examines the demographics of language groups and the factors that have an impact on their size and growth. Next it focuses on the language knowledge of Canadians and the use of various languages.

Price: \$12.00

96-315E

Female baby boomers : a generation at work / by Diane Galarneau. 47 p. 25 cm. 1994. E. and F.
ISBN 0-13-150905-5.
DDC 331.3/94/082.

How has employment changed for women over the twenty year span from early to middle and late baby boom groups? The evolution of women in the work force is examined in this report, comparing demographic characteristics, level of education, marital status and number of children for women from these three groups. The report reviews their professions and work arrangements. The final chapter looks at revenues and the overall contribution of women to the family income.

Price: \$12.00

96-316E

The self-employed / by Arthur Gardner. 52 p. 25 cm. 1994. E. and F.
ISBN 0-13-150871-7.
DDC 331.12/5/0971.

Is being self employed really economically attractive? Or is it chosen due to circumstances? This report focuses on two types of self-employed workers in Canada: those with and without paid help. These groups are analyzed in

terms of their demographic make-up, labour characteristics, industries, and occupations. It casts new light on the common perception of the self employed as an advantaged group.

Price: \$12.00

96-317E

Earnings of Canadians / by John Gartley. 51 p. 25 cm. 1994. E. and F.
ISBN 0-13-310327-7.
DDC 331.2/971.

During the mid 1980s Canadians suffered through one recession and, at the taking of the most recent census, were in the midst of another. This study provides insights into the picture of employment in Canada, tallying earnings by sex, age group, marital status, education, major field of study, and selected occupations. The differences between male and female earnings are reported, including changes since 1985. The relationship between work activity and earning is examined. The report concludes with a look across provinces at changes in overall earnings from 1970 to 1990.

Price: \$12.00

96-318E

Family income in Canada / by Abdul Rashid. 64 p. 25 cm. 1994. E. and F.
ISBN 0-13-310368-4.
DDC 339.2/2/0971.

Changes in family incomes and purchasing power between 1970 and 1990 are traced, highlighting the impact of the recession of the early 1980s. The study analyzes the consequences of changing work and education profiles of the spouses on the incomes of husband-wife families. The incomes of lone parent families are examined in terms of their work and age patterns. Changes in the characteristics of families at different levels of income and in income inequality between 1970 and 1990 are discussed. Finally, changes in the regional disparities are examined.

Price: \$12.00

96-320E

Children and youth: an overview / by Don Kerr, Daniel Larrivée, Patricia Greenhalg. 78 p. 25 cm. 1994. E. and F.
ISBN 0-13-310640-3.
DDC 305.2/3/0971.

How do Canada's children live? This in-depth study examines the living arrangements, educational, cultural, and economic conditions of young people in this country. It begins by looking at children of two-parent and single-parent families, children living alone, and teenagers who are parents. It goes on to report level of schooling and field of study and examines employment, unemployment and income of Canada's youth.

Price: \$12.00

DISCONTINUED PUBLICATIONS

11-201

The annual report of Statistics Canada. Annual. First issue 1919. Last issue 1991/92. Bilingual. **Discontinued.**
ISSN 0703-2544.
DDC 354.710081/9.

Note: This publication is now uncatalogued and produced as a reprint of what appears in *Public Accounts of Canada, part 3*, available directly from the Communications Division.

17-202 to 17-206

Demographic and income statistics for postal areas. Annual. First issue 1987. Last issue 1988. Bilingual. **Discontinued.**
ISSN 0840-8491.
DDC 339.2/2/0971.

Note: These publications are now discontinued. The data are available on a special request basis from the Small Area and Administrative Data Division.

32-011

Canned and frozen fruits and vegetables. Monthly. First issue, Apr. 1934. Last issue, March 1995. Bilingual. **Discontinued.**
ISSN 0702-6528.
DDC 338.4/76648/00971.

The publication provides data on pack in terms of total cases, and stocks by container size and of selected canned fruits and vegetables by major geographic area of selected frozen fruits and vegetables. The December issue includes a list of reporting firms. **Note:** This publication is cancelled. The data will be included with the quarterly publication *Fruits and vegetables production* (22-003).

32-024

Production and inventories of process cheese and instant skim milk powder. Monthly. First issue, Jan. 1972. Last issue, March 1995. Bilingual. **Discontinued.**
ISSN 0705-551X.
DDC 338.1/7733/0971

The publication provides monthly and cumulative production and inventory of packaged instant skim milk powder and process cheese with previous year's comparative data. The December issue includes a list of reporting firms. **Note:** This publication is cancelled. The data will be included with the monthly publication *Dairy review* (23-001) starting with the April 1995 issue of the dairy publication.

32-233

Pack of processed asparagus. Annual. First issue 1990. Last issue 1994. Bilingual. **Discontinued.**
ISSN 1180-5900.
DDC 338.4/766480531/0971.

In this publication data are provided on annual seasonal packs of asparagus. Canned and frozen asparagus data are listed in separate tables showing current and previous years' weight and number of cases by major regions and container sizes. Also provided is a list of processors who packed in the year under consideration and their plant location. The data are used to monitor industry performance, analyze Canadian market fluctuations, determine individual processors' market share, etc. **Note:** This publication is cancelled. The data are to be included in *Fruits and vegetable production* (22-003, 4th quarter).

32-234

Pack of selected processed fruits (excl. apples). Annual. First issue 1990. Last issue 1994. Bilingual. **Discontinued.**
ISSN 1180-5919.
DDC 338.4/76648/00971.

The publication provides information on annual seasonal packs of selected individual canned or frozen fruits. Fruits included here are blueberries, peaches, pears, plums, raspberries, sour and sweet cherries and strawberries. Tables present weight of current and previous years' packs by major regions and container sizes. For selected fresh fruits to be processed, value and quantity of acquisitions are shown by major regions and source (i.e. province of pack, other provinces and imported). Also included is a list of processors who packed in the year under consideration and their plant location. The data are used to monitor industry performance, analyze Canadian market fluctuations, determine individual processors' market share, etc. **Note:** This publication is cancelled. The data are to be included in *Fruits and vegetable production* (22-003, 4th quarter).

32-235

Pack of processed peas. Annual. First issue 1990. Last issue 1994. Bilingual. **Discontinued.**
ISSN 180-5927.
DDC 338.4/7664805656/0971.

In this publication, data are provided on annual seasonal packs of peas. Data on canned and frozen peas are listed in separate tables showing current and previous years' weight and number of cases by major regions and container sizes. Also provided is a list of processors who packed in the year under consideration and their plant location. The data are used to monitor industry performance, analyze Canadian market fluctuations, determine individual processors' market share, etc. **Note:** This publication is cancelled. The data are to be included in *Fruits and vegetable production* (22-003, 4th quarter).

DISCONTINUED PUBLICATIONS

32-236

Pack of processed corn. Annual. First issue 1990. Last issue 1994. Bilingual. **Discontinued.**
ISSN 1180-5935.

DDC 338.4/766480567/0971.

In this publication, data are provided on annual seasonal packs of corn. For each of canned and frozen corn, tables are provided for whole kernel corn, cream style corn and corn on the cob showing current and previous years' weight and number of cases by major regions and container sizes. Also provided is a list of processors who packed in the year under consideration and their plant location. The data are used to monitor industry performance, analyze Canadian market fluctuations, determine individual processors' market share, etc. **Note:** This publication is cancelled. The data are to be included in *Fruits and vegetable production* (22-003, 4th quarter).

32-237

Pack of canned tomatoes and tomato products. Annual. First issue 1990. Last issue 1994. Bilingual. **Discontinued.**

ISSN 1180-5943.

DDC 338.4/7664805642/0971.

In this publication, data are provided on annual seasonal packs of canned tomatoes and tomato products. Data for tomatoes, tomato juice and tomato pulp, paste and puree are listed in separate tables showing current and previous years' weight and number of cases by major regions and container sizes. Also provided is a list of processors who packed in the year under consideration and their plant location. The data are used to monitor industry performance, analyze Canadian market fluctuations, determine individual processors' market share, etc. **Note:** This publication is cancelled. The data are to be included in *Fruits and vegetable production* (22-003, 4th quarter).

32-238

Pack of processed beans, green and wax. Annual. First issue 1990. Last issue 1994. Bilingual. **Discontinued.**

ISSN 1180-5951.

DDC 338.4/766480565.

In this publication, data are provided on annual seasonal packs of green and wax beans. For each of canned or frozen, green or wax beans tables are provided showing current and previous years' weight and number of cases by major regions and container sizes. Also provided is a list of processors who packed in the year under consideration and their plant location. The data are used to monitor industry performance, analyze Canadian market fluctuations, determine individual processors' market share, etc. **Note:** This publication is cancelled. The data are to be included in *Fruits and vegetable production* (22-003, 4th quarter).

32-239

Pack of processed carrots. Annual. First issue 1990. Last issue 1994. Bilingual. **Discontinued.**
ISSN 1180-596X.

DDC 338.4/766480513/0971.

In this publication, data are provided on annual seasonal packs of carrots. Canned and frozen carrots data are listed in separate tables showing current and previous years' weight and number of cases by major regions and container sizes. Also provided is a list of processors who packed in the year under consideration and their plant location. The data are used to monitor industry performance, analyze Canadian market fluctuations, determine individual processors' market share, etc. **Note:** This publication is cancelled. The data are to be included in *Fruits and vegetable production* (22-003, 4th quarter).

32-240

Pack of processed vegetables. Annual. First issue 1990. Last issue 1994. Bilingual. **Discontinued.**

ISSN 1180-5978.

DDC 338.4/7664805/0971.

In this publication, data are provided on annual seasonal packs of selected individual vegetables. The vegetables included here are beets, brussels sprouts, broccoli, cauliflower, lima beans, mixed vegetables, mushrooms, pumpkins and squash. Canned and frozen vegetable data are listed in separate tables showing current and previous years' weight and number of cases by major regions and container sizes. Also provided is a list of processors who packed in the year under consideration and their plant location. The data are used to monitor industry performance, analyze Canadian market fluctuations, determine individual processor's market share, etc. **Note:** This publication is cancelled. The data are to be included in *Fruits and vegetable production* (22-003, 4th quarter).

32-241

Pack of apples and apple products. Annual. First issue 1989. Last issue 1992. Bilingual. **Discontinued.**

ISSN 1180-5986.

DDC 338.4/766480411/0971.

The publication provides information on annual seasonal packs of apples, including crabapples. Tables present weight of current and previous years' packs of canned and otherwise processed apples and apples products, by major regions and container sizes. For fresh apples to be processed, value and quantity of acquisitions are shown by major regions and source (i.e. province of pack, other provinces or imported). Also included is a list of processors who packed in the year under consideration and their plant location. The data are used to monitor industry performance, analyze Canadian market fluctuations, determine individual processors' market share, etc. **Note:** This publication is cancelled. The data are to be included in *Fruits and vegetable production* (22-003, 4th quarter).

DISCONTINUED PUBLICATIONS

63-226

Wholesale trade statistics, wholesale merchants, agents and brokers. Annual. First issue 1981. Last issue 1992. Bilingual. **Discontinued.**

ISSN 0823-1214.

DDC 381/.2/0971

This annual publication provides a complete statistical overview of the wholesale trade sector for the most recent survey year and a revised version for the previous year. It includes main statistics such as volume of trade, net sales and receipts, purchases, inventories, salaries and wages for establishments of wholesale merchants and agents and brokers. The data are disaggregated by kind of business category, as described in the Standard Industrial Classification and by province. The publication also includes terms and definitions, some comments pertaining to data quality, a kind-of-business list, survey questionnaires and a bibliography. **Note:** This annual publication is cancelled and will be replaced by the publication *Wholesaling and retailing in Canada* (63-236) which will be published in the beginning of 1995.

64-201

Construction in Canada. Annual. First issue 1951/1953. Last issue 1991/1993. Bilingual. **Discontinued.**

ISSN 0527-4974.

DDC 338.4/769/00971.

This publication contains data on the total value of construction put in place. The analysis includes data for construction in both current and constant dollars for new and repair construction and the type of structure by sector and by province. Seventy different types of structures are covered. The publication also devotes a section on labour content and cost of materials. The tabulations focus on capital spending intentions for the coming year, preliminary estimates of actual investment for the current year and the actual investment for the previous year. **Note:** This publication is cancelled. The data are available in publication *Capital expenditures by type of asset* (61-223)

65-001P

Preliminary statement of Canadian international trade. Monthly. First issue, Mar. 1985. Last issue, March 1994. Bilingual. **Discontinued.**

ISSN 0828-1998.

DDC 382/.0971.

This monthly information bulletin releases merchandise trade data in advance of regular international trade publications. This release presents a textual analysis of Canadian trade on a balance of payments basis and is supplemented by a series of summary tables, charts and graphics, as well as articles dealing with recent developments in methodology and in Canada's merchandise trade. The data are released at 8:30 a.m. (E.S.T.). **Note:** This publication is cancelled. Part of the data will be included in *Canadian international merchandise trade* (65-001). For further information, please contact Client Services Section, International Trade Division, (613) 951-9647.

PUBLICATIONS SUSPENDED

71-220

Labour force annual averages. Annual. First issue 1990. Bilingual.

ISSN 1181-6627.

DDC 331.12/5/0971.

The purpose of this annual publication is to provide users of Labour Force Survey data with a convenient source for annual averages. The publication presents an overview of the labour force during the period between 1980 and 1990. It contains a brief description of major developments as well as three tables giving 11 years of annual averages for selected labour force characteristics. It also presents annual average estimates of some provincial breakdowns as well as more detailed sub-provincial estimates. Methodological notes and definitions of concepts are also provided. **Note:** This publication will be suspended for 1995. Publication will resume in 1996.

Per Issue

<i>Canada:</i>	<i>\$43.00</i>
<i>United States:</i>	<i>US\$52.00</i>
<i>Other Countries:</i>	<i>US\$61.00</i>

TITLE CHANGE

63-222

Software development and computer service industry. Annual. First issue 1972. Bilingual.

ISSN 1181-9847.

DDC 338.4/700164/0971.

This publication contains the principal statistics for businesses providing computer services as a major activity. Data are presented by size group and province and include class of customer, operating expenses and revenue distribution by type of service. The publication includes data analysis and discussion of survey objectives, questionnaire content, methodology and data quality, as well as a five-year historical review of key statistics. **Note:** Previously *Computer service industry*.

Per Issue

Canada:	\$28.00
United States:	US\$34.00
Other Countries:	US\$40.00

65-001

Canadian international merchandise trade. Monthly. First issue, Jan. 1947. Bilingual.

ISSN 0828-1556.

DDC 382/.0971.

Included in this publication are highlights, definitions and occasional articles on Canadian trade as well as a series of summary charts and tables showing monthly, quarterly, and annual data on both a customs and balance of payments basis. Data are presented by principal trading area, country, commodity category and province. Price/volume indexes and constant dollar information are also included. **Note:** Previously *Summary of Canadian international trade*.

Per Issue

Per Year

Canada:	\$19.00	\$182.00
United States:	US\$22.00	US\$219.00
Other Countries:	US\$26.00	US\$255.00

ORDERING PUBLICATIONS

Retail distributors

Statistics Canada publications may be ordered through your local retail distributor. A short selection of outlets in Canada and other countries is listed for your convenience.

Pecado Inc.
971 Montée Gravel
Ste-Dorothée Laval, Quebec
H7X 2B9
Tel.: (514) 689-9255
Fax : (514) 689-9132
Fax : (418) 647-1087 (Québec City)

Les Publications fédérales
1185 rue Université
Montréal, Quebec
H3B 3A7
Tel.: (514) 954-1633
Fax : (514) 954-1635

Renouf Bookstore
1294 Algoma St.
Ottawa, Ontario
K1B 3W8
Tel.: (613) 741-4333
Fax: (613) 741-5439

Renouf Bookstore
211 Yonge Street
Toronto, Ontario
M5B 1M4
Tel.: (416) 363-3171
Fax: (416) 363-5963

CanebSCO Subscription Services Ltd.
70 McGriskin Road
Scarborough, Ontario
M1S 4S5
Tel.: (416) 297-8282
Fax : (416) 297-4848
Toll free : 1-800-387-5241

Federal Publications
165 University Avenue
Toronto, Ontario
M5H 3B8
Tel.: (416) 860-1611
Fax : (416) 860-1608

Statistics Marketing
P.O. Box 227, Station Q
Toronto, Ontario
M4T 2M1
Tel.: (416) 766-8228
Fax : (416) 760-8596

John Coutts Library Services Ltd.
6900 Kingsmen Court, Box 1000
Niagara Falls, Ontario
L2E 7E7
Tel.: (416) 356-6382
Fax : (416) 364-9919

FAXON/SMS - Tammy DeBoer, Publisher Services
P.O. Box 2382
London, Ontario
N6A 5A7
Tel.: (519) 472-4860
Fax : (519) 472-1072

Britannica Learning Materials
P.O. Box 21022
Britannica Place
Cambridge, Ontario
N3C 4B1
Tel.: (519) 658-4621
Fax: (519) 658-5044

Canadian Business Information
P.O. Box 891
Darien
Connecticut 06820
U.S.A.
Tel.: (203) 656-2701
Fax : (203) 655-8332

Blackwell North America
100 University Court
Blackwood
New Jersey 08012
U.S.A.
Tel.: (609) 629-0700

ISBS
International Specialized Book Services Inc.
5602 N.E. Hassolo Street
Portland
Oregon 97213-3640
U.S.A.
Tel.: (503) 287-3093
Fax: (503) 284-8859
Toll Free: 1-800-547-7734

The Eurospan Group
3 Henrietta Street
Covent Garden
London, WC2E 8LU
England

ORDERING PUBLICATIONS

Ordering Publications

Types of Publications

Subscribing to Periodicals

You can subscribe to any Statistics Canada publication that is issued regularly. Publications are identified as daily, weekly, monthly, quarterly, semi-annual or annual. All subscribers are sent their publication on the day it is released.

When completing the order form, remember to list the subscription price and write an "S" (subscription) in the issue column.

When you order a subscription you will be sent the next issue released. The length of time it takes to receive your first issue depends on the frequency of the publication. There may be a period of up to three months before the next issue of a quarterly publication is released, and the release of a new annual publication may take up to 12 months, depending on the release date.

As a continuing service to our subscription clients, we issue renewal notices and reminder notices as your expiry date approaches to help ensure uninterrupted delivery of your publications. You will also be advised of related publications to allow you to update your statistical library.

Multi-year subscriptions, are available for up to three years on Statistics Canada's most popular titles. The following publications are eligible for multi-year subscriptions:

Canadian Economic Observer (10-230)
Canadian Social Trends (11-008)
Perspectives on Labour and Income (75-001)
Infomat (11-002)
Health Reports (82-003)
Report on the Demographic Situation in Canada (91-209E)

Multi-year subscriptions ensure that there will be no interruption in the issues sent to you, as well as reducing administrative costs. Subscription rates for the second and third year are the same as the currently listed price, so multiyear subscribers are also insulated against price increases.

When ordering, please indicate clearly the number of years for which you would like to subscribe.

Purchasing Single Issues

You may wish to order a single copy of a publication before subscribing for a full period. To order a single copy of any publication or series, remember to list the single issue price when ordering. You will receive a copy

of the most recent issue. It takes up to four days to process your order for currently available issues of any publication. Orders for publications not yet released are placed on back order and will be shipped to you the day the publication is released.

Many publications listed in the **Catalogue Supplement** are issued only occasionally. When ordering these titles, you will receive a copy of the most recent issue. **Please note that pre-payment is required for the purchase of all casual/occasional publications.**

Ordering Publications

You may order any Statistics Canada publication using the order form at the back of this publication. **For existing clients, please give your client account number.**

Order by Mail or Fax

The signature of an **authorized company representative** is required on all orders.

Order your Statistics Canada publications by mail from...

Statistics Canada
 Marketing Division
 Sales and Service
 R.H. Coats Bldg. 9th Floor
 120 Parkdale Avenue
 Ottawa, Ontario
 Canada
 K1A 0T6

... or from one of our Regional Reference Centres listed in the front cover. For your convenience, retail distributors are also listed in the **Catalogue Supplement** (page 36).

Order by Phone

To minimize delays, use your Purchase Order number, MasterCard or VISA and call 1-800-267-6677 (in Canada or the U.S.) or (613) 951-7277.

Regional Reference Centres are also pleased to take your telephone orders. Their telephone numbers are listed on the inside front cover.

To avoid double billing, please do not send written confirmation of phone orders.

Purchase in Person

You can purchase publications at any Statistics Canada Regional Reference Centre, at many local bookstores, and from authorized agents' outlets (see **Retail distributors** on page 36).

ORDERING PUBLICATIONS

Payment

Cheques or money orders should be made payable to the Receiver General for Canada - Publications. Clients may also charge orders to MasterCard or VISA. Purchase Order numbers are also acceptable from authorized company representatives. Prepayment is required for all orders.

Canadian clients must pay in Canadian funds, adding 7% GST, where applicable. Clients from the United States and other countries must pay in US\$ drawn on a U.S. bank.

Renewals

For uninterrupted service, it is best to renew well in advance. Late renewal may result in missed issues that will have to be purchased separately, if available.

All customers will receive convenient renewal notices. A prompt reply to these will ensure continuous service. If you receive a renewal form or a reminder notice after you have mailed in your payment, please disregard it.

Prices

Prices for **Statistics Canada Products** are subject to change without notice. To check current publication prices, call (613) 951-7277 or call any Statistics Canada Regional Reference Centre. They will gladly provide information or ordering assistance. For ordering assistance you may also call 1-800-267-6677.

Returns/Refunds

All sales are final except in the case of incorrect shipment. All returns must be pre-authorized by Statistics Canada. Details on this policy are available from Client Services staff. Call (613) 951-5078 for more information.

Clients who wish to cancel a subscription may receive a refund on undelivered issues only. Subscription issues already delivered may not be returned for a refund.

Change of Address

Subscribers must notify Statistics Canada at least one month in advance of a change of address to ensure uninterrupted delivery. Clients who fail to notify Statistics Canada of a change of address will be responsible paying for replacements of missed issues. Free replacements or refunds will not be issued.

With your notification, please include:

- your old address;
- your new address;
- your client account number.

Delivery Methods

All of our publications are delivered by first class mail. Delivery time to most parts of Canada is a few days. Clients who request a rush service with courier delivery must prepay a \$25.00 fee plus the courier charges.

ORDERING PUBLICATIONS

Discounts on Statistics Canada Publications

Please note that discounts are applied to the price of the publication and not to the total amount which might include special shipping and handling charges and the GST.

a) Educational Institutions and Public Libraries

Schools, school boards, colleges, universities and public libraries receive a 30% discount on all publications. If you're not sure whether your organization qualifies for a discount, call (613) 951-7277 or your local Regional Reference Centre.

b) Retail Distributors

Standard trade discounts and returns policies are available to Retail Distributors. For more information, call Sales and Service (613) 951-5078.

c) Volume Discounts

Volume discounts are offered on multiple copies of the same publication that are shipped to one address. The schedule of volume discounts follows.

10-25 copies - 20%	
26-50 copies - 30%	
51-100 copies - 40%	
101 or more copies -	call Chief, Circulation Management at (613) 951-8926 to determine the discount that will apply to your order.

d) Back Issue Discounts

Clients are entitled to a 70% discount off the cover price of all designated back issues.

Periodicals, selected occasionals and 1986 Census publications are all included in the back issues program. *The Daily, Infomat, Survey Methodology* and the four most recent editions of *Canadian Social Trends, Perspectives on Labour and Income* and *Health Reports* are excluded from the program.

Statistics Canada fills orders for back issues as inventory permits. The minimum order, which must be prepaid, is \$20.00. Please contact our Sales and Service personnel at (613) 951-7277 to confirm price and availability.

e) Canadian Social Trends (11-008E) Discounts

Student - Students can subscribe to *Canadian Social Trends* at 30% off the regular subscription price of \$34.00 in Canada, US\$40.00 in the United States and US\$48.00 in other countries.

Multiple Subscriptions - Clients can receive five subscriptions to *Canadian Social Trends* for the price of three, provided all subscriptions have the same mailing address. This applies to any multiple of the 5 for 3 formula - a 40% discount.



1010182683

006

Publication Discount Packages and Special Offers

Many publications listed in the Catalogue Supplement are offered with related publications at a discount package price. To save you time when ordering, you need only list the package number instead of each catalogue number in the package.

Package #	Titles	CDN \$	U.S. US\$	For. US\$	Savings
10-004	Farm Inputs	\$105	\$126	\$147	\$23
	62-004 Farm Input Price Index 62-012 Average Prices of Selected Farm Inputs				
10-006	Unemployment Insurance Statistics	\$160	\$192	\$224	\$38
	73-001 Unemployment Insurance Statistics 73-202 Annual Supplement				
10-020	Calura Corporation	\$65	\$78	\$91	\$10
	61-220 Foreign Control in the Canadian Economy 61-221 Aspects of Business Organization 61-222 Aspects of Foreign Control				
10-213	Provincial Economic Accounts	\$61	\$74	\$86	\$15
	13-213 Provincial Economic Accounts, Annual Estimates 13-213P Provincial Economic Accounts, Preliminary Estimates				
10-230	Canadian Economic Observer	\$220	\$264	\$308	\$27
	11-010 Canadian Economic Observer 11-210 Canadian Economic Observer: Historical Supplement				
10-232	The Labour Force	\$240	\$288	\$336	\$60
	71-001 The Labour Force 71-001P Labour Force Information				
10-233	Transportation	\$120	\$144	\$168	\$30
	52-216 Rail in Canada 53-222 Trucking in Canada 54-205 Shipping in Canada				
10-234	Transportation	\$185	\$221	\$258	\$45
	50-002 The Surface and Marine Transport - Service Bulletin 52-216 Rail in Canada 53-222 Trucking in Canada 54-205 Shipping in Canada				
10-111	Full Publication Service	To verify price call (613) 951-5078			