

CATALOGUE No.

11-206

ANNUAL - ANNUEL



ANNUAL SUPPLEMENT
TO THE
CANADIAN STATISTICAL REVIEW
(Selected Economic Indicators)

SUPPLÉMENT ANNUEL
À LA
REVUE STATISTIQUE DU CANADA
(Certains indicateurs économiques)

1969

DOMINION BUREAU OF STATISTICS — BUREAU FÉDÉRAL DE LA STATISTIQUE

The contents of this document may be used freely but DBS should be credited when republishing all or any part of it.
Le présent document peut être reproduit en toute liberté pourvu qu'on indique qu'il émane du B.F.S.



DOMINION BUREAU OF STATISTICS — BUREAU FÉDÉRAL DE LA STATISTIQUE

Economic Accounts Branch — Direction des comptes économiques

General Time Series Staff — Service des données chronologiques générales

ANNUAL SUPPLEMENT
TO THE
CANADIAN STATISTICAL REVIEW
(Selected Economic Indicators)

SUPPLÉMENT ANNUEL
À LA
REVUE STATISTIQUE DU CANADA
(Certains indicateurs économiques)


1969

Published by Authority of
The Minister of Industry, Trade and Commerce

Publication autorisée par
le ministre de l'Industrie et du Commerce

October - 1970 - Octobre
2700-512

Volume IX
Price—Prix: \$1.00



FOREWORD

This is the ninth edition of the "Annual Supplement". It contains the monthly and quarterly historical records, adjusted and unadjusted for seasonality, of all the series appearing in Section 1 of the monthly Canadian Statistical Review. The pages and the series are arranged in the same order as they appear in the "Review". Thus T-1-1 signifies that the series contained therein is the first one in Table 1 of the section. This edition supersedes all previous editions, the last of which was published in October 1969.

The adjusted and unadjusted data are the latest revised figures published and extend to December 1969; they may be kept up-dated by referring to current issues of the "Review". Should the original data or the method of seasonal adjustment be revised during the year, the complete revisions will be made available to all subscribers through the medium of the "Weekly Supplement to the Canadian Statistical Review" (Catalogue No. 11-004). These issues should be inserted into the present publication in place of the obsolete sheets. In this way, users will be kept abreast of all revisions to the data and of all additions or deletions to the series in Section 1 of the Review, and have at all times the entire postwar record.


On the following pages are revisions to unadjusted and/or seasonally adjusted series. For most series, revisions to seasonally adjusted figures reflect the incorporation of current data. For exports and imports, adjustments have been made to eliminate minor statistical discrepancies between the sum of the seasonally adjusted components and published totals, and between the annual sum of seasonally adjusted monthly data and published raw data.

AVANT-PROPOS

Le présent volume est la neuvième édition du "Supplément annuel". Il contient les chiffres chronologiques mensuels et trimestriels, corrigés des variations saisonnières et bruts, de toutes les séries de la Section 1 de la "Revue statistique mensuelle du Canada". Les pages et les séries sont présentées dans le même ordre que dans la "Revue". Ainsi, T-1-1 signifie que la série contenue dans le "Supplément" est la première du Tableau 1 de la section. La présente édition remplace toutes les éditions antérieures, dont la dernière a paru en octobre 1969.

Les données corrigées des variations saisonnières et brutes sont les chiffres révisés les plus récents et s'étendent à décembre 1969; on peut les tenir à jour grâce aux numéros courants de la "Revue". Advenant la modification durant l'année des données primitives ou de la méthode de correction des variations saisonnières, des révisions complètes seront mises à la disposition de tous les abonnés par l'intermédiaire du "Supplément hebdomadaire à la Revue statistique du Canada", (numéro de catalogue 11-004), et devront être insérés dans la présente publication à la place des feuilles périmées. De cette façon, l'utilisateur sera tenu au courant de toutes les révisions et de toutes les données ajoutées ou supprimées dans la Section 1 de la Revue, et aura constamment à sa disposition l'ensemble des chiffres d'après-guerre.

Les révisions des séries corrigées et/ou non corrigées des variations saisonnières sont indiquées à la page suivante. Pour la plupart des séries, la révision des chiffres désaisonnalisés résulte de l'introduction de données courantes. Pour les exportations et les importations, on a effectué des rectifications afin de supprimer les petits écarts entre la somme des éléments désaisonnalisés et les totaux publiés, ainsi qu'entre la somme annuelle des données mensuelles désaisonnalisées et les données brutes publiées.



Pages	Subject -- Sujet	Period covered in revision - - Période de revision
T-1	Labour Force -- Main d'oeuvre Seasonally Adjusted -- Corrigés des variations saisonnières	1953-1969
T-3	Employment -- Emploi Seasonally Adjusted -- Corrigés des variations saisonnières	1961-1969
T-4	Income, Earnings and Hours -- Revenus, gains horaires et heures hebdomadaires Seasonally Adjusted -- Corrigés des variations saisonnières	1961-1969
T-5	New Motor Vehicle Sales -- Ventes des voitures automobiles neufs Seasonally Adjusted -- Corrigés des variations saisonnières	1966-1969
T-6	Construction Value of Building Permits -- Valeur des permis à bâtir Seasonally Adjusted -- Corrigés des variations saisonnières New Dwelling Construction -- Construction de logements neufs Seasonally Adjusted -- Corrigés des variations saisonnières Starts -- Commencés Completions -- Achevés	1965-1969 1965-1969 1967-1969
T-7	Exports and Imports -- Exportations et Importations Unadjusted and Seasonally Adjusted -- Corrigés et non corrigés des variations saisonnières	1947-1969
T-8	Selected Monthly Series -- Certaines séries mensuelles Seasonally Adjusted -- Corrigés des variations saisonnières Rail Revenue Freight Loaded -- Traffic ferroviaire commercial Cheques Cashed -- Chèques présentés à la compensation Commercial Failures -- Faillites commerciales	1968-1969 1968-1969 1966-1969
T-9	Income and Expenditure Accounts -- Comptes nationaux des revenus et dépenses Unadjusted and Seasonally Adjusted -- Corrigés et non corrigés des variations saisonnières	1947-1969

LABOUR FORCE(1) - TOTAL - MAIN-D'OEUVRE(1)

(THOUSANDS -- MILLIERS)

YEAR
--
ANNÉE

	J	F	M	A	M	J	J	A	S	O	N	D
	NOT ADJUSTED FOR SEASONALITY -- NON DÉSAISONNALISÉE											
1953	5,260	5,247	5,246	5,297	5,386	5,461	5,594	5,589	5,472	5,437	5,408	5,369
1954	5,341	5,332	5,343	5,369	5,476	5,557	5,662	5,675	5,586	5,562	5,514	5,504
1955	5,423	5,440	5,447	5,496	5,585	5,666	5,789	5,826	5,685	5,675	5,639	5,647
1956	5,580	5,589	5,605	5,654	5,738	5,843	5,974	6,009	5,857	5,857	5,854	5,830
1957	5,784	5,775	5,809	5,841	5,975	6,094	6,211	6,229	6,142	6,097	6,083	6,058
1958	5,985	5,966	6,006	6,067	6,130	6,213	6,324	6,317	6,170	6,188	6,147	6,133
1959	6,089	6,098	6,091	6,123	6,201	6,302	6,449	6,438	6,304	6,303	6,259	6,243
1960	6,215	6,228	6,244	6,269	6,399	6,462	6,600	6,630	6,481	6,506	6,463	6,435
1961	6,401	6,367	6,357	6,444	6,544	6,594	6,745	6,767	6,546	6,541	6,509	6,500
1962	6,414	6,429	6,460	6,498	6,597	6,759	6,884	6,870	6,653	6,617	6,621	6,583
1963	6,506	6,507	6,523	6,570	6,670	6,851	7,047	7,028	6,827	6,853	6,811	6,786
1964	6,709	6,703	6,742	6,776	6,914	7,055	7,245	7,217	6,985	6,975	6,965	6,912
1965	6,868	6,857	6,908	6,968	7,123	7,306	7,495	7,490	7,159	7,179	7,159	7,185
1966	7,093	7,122	7,162	7,248	7,383	7,533	7,787	7,805	7,516	7,519	7,428	7,439
1967	7,364	7,376	7,489	7,490	7,713	7,859	8,125	8,101	7,730	7,691	7,698	7,697
1968	7,564	7,589	7,608	7,712	7,871	8,158	8,323	8,284	7,971	7,995	8,015	7,940
1969	7,891	7,911	7,919	8,061	8,248	8,403	8,550	8,489	8,126	8,142	8,115	8,095

SEASONALLY ADJUSTED (NCI-2) -- DÉSAISONNALISÉE (CNC-2)

1953	5,418	5,407	5,408	5,415	5,385	5,376	5,397	5,389	5,374	5,396	5,432	5,409
1954	5,474	5,453	5,461	5,449	5,488	5,513	5,511	5,513	5,536	5,554	5,544	5,539
1955	5,527	5,546	5,546	5,578	5,598	5,601	5,616	5,623	5,618	5,644	5,648	5,684
1956	5,717	5,739	5,759	5,767	5,743	5,749	5,762	5,782	5,764	5,795	5,847	5,874
1957	5,930	5,940	5,961	5,949	5,974	6,008	6,019	6,034	6,092	6,076	6,105	6,097
1958	6,059	6,054	6,076	6,128	6,139	6,189	6,182	6,176	6,154	6,199	6,177	6,179
1959	6,179	6,208	6,213	6,217	6,196	6,222	6,243	6,254	6,250	6,265	6,277	6,297
1960	6,330	6,344	6,364	6,354	6,395	6,389	6,410	6,464	6,479	6,510	6,494	6,482
1961	6,484	6,452	6,458	6,520	6,545	6,520	6,534	6,509	6,536	6,532	6,530	6,556
1962	6,551	6,572	6,610	6,606	6,595	6,640	6,627	6,634	6,626	6,615	6,646	6,647
1963	6,645	6,659	6,665	6,681	6,679	6,722	6,755	6,770	6,804	6,862	6,844	6,862
1964	6,873	6,883	6,903	6,903	6,916	6,914	6,925	6,932	6,957	6,996	7,002	6,996
1965	7,049	7,056	7,079	7,103	7,120	7,157	7,149	7,167	7,124	7,170	7,203	7,272
1966	7,299	7,342	7,348	7,396	7,373	7,380	7,423	7,467	7,501	7,515	7,475	7,528
1967	7,576	7,594	7,674	7,631	7,698	7,701	7,744	7,752	7,730	7,709	7,752	7,785
1968	7,764	7,791	7,787	7,838	7,847	7,991	7,946	7,957	7,994	8,023	8,073	8,027
1969	8,105	8,130	8,131	8,193	8,215	8,218	8,158	8,158	8,160	8,179	8,176	8,180

(1) PRIOR TO NOVEMBER 1957, DATA FOR ALL T-1 SERIES ARE AVAILABLE BY QUARTERS ONLY. -- JUSQU'À NOVEMBRE 1957, LES CHIFFRES DE TOUTES LES SÉRIES T-1 SONT DISPONIBLES SUR UNE BASE TRIMESTRIELLE SEULEMENT.

EMPLOYMENT - TOTAL - EMPLOI

(THOUSANDS -- MILLIERS)

YEAR
ANNÉE

	J	F	M	A	M	J	J	A	S	O	N	D
	NOT ADJUSTED FOR SEASONALITY -- NON DÉSÉASONNALISÉ											
1953	5,023	5,014	5,033	5,103	5,259	5,359	5,491	5,478	5,374	5,310	5,226	5,150
1954	5,031	4,990	4,997	5,040	5,245	5,361	5,477	5,484	5,405	5,370	5,284	5,235
1955	5,033	5,035	5,026	5,153	5,360	5,497	5,633	5,685	5,536	5,522	5,464	5,429
1956	5,265	5,249	5,284	5,381	5,563	5,716	5,862	5,893	5,741	5,747	5,705	5,619
1957	5,456	5,423	5,431	5,507	5,766	5,917	6,030	6,035	5,928	5,874	5,765	5,636
1958	5,406	5,366	5,376	5,514	5,742	5,874	6,014	6,000	5,886	5,860	5,769	5,667
1959	5,512	5,528	5,538	5,657	5,847	6,054	6,210	6,181	6,080	6,053	5,943	5,838
1960	5,669	5,631	5,637	5,719	5,982	6,149	6,272	6,280	6,156	6,140	6,037	5,910
1961	5,711	5,651	5,655	5,825	6,090	6,227	6,394	6,387	6,241	6,226	6,162	6,089
1962	5,871	5,847	5,901	6,014	6,262	6,459	6,577	6,591	6,394	6,335	6,279	6,169
1963	5,965	5,961	5,973	6,107	6,323	6,546	6,753	6,757	6,576	6,587	6,508	6,440
1964	6,243	6,236	6,286	6,373	6,621	6,773	6,980	6,971	6,768	6,718	6,708	6,628
1965	6,461	6,460	6,521	6,597	6,858	7,049	7,251	7,279	6,983	7,008	6,939	6,933
1966	6,734	6,766	6,821	6,950	7,136	7,303	7,543	7,577	7,311	7,324	7,190	7,173
1967	6,983	6,980	7,089	7,125	7,409	7,567	7,841	7,854	7,511	7,437	7,409	7,344
1968	7,100	7,107	7,120	7,276	7,505	7,763	7,952	7,965	7,709	7,707	7,677	7,567
1969	7,424	7,438	7,471	7,629	7,862	8,020	8,201	8,171	7,847	7,828	7,761	7,712

SEASONALLY ADJUSTED (ACTUS) -- DÉSÉASONNALISÉ (TEND)

1953	5,257	5,257	5,270	5,272	5,243	5,230	5,238	5,222	5,223	5,207	5,209	5,197
1954	5,264	5,233	5,237	5,207	5,229	5,230	5,225	5,224	5,257	5,266	5,263	5,280
1955	5,263	5,284	5,275	5,325	5,344	5,358	5,374	5,410	5,388	5,415	5,436	5,476
1956	5,504	5,517	5,553	5,564	5,545	5,566	5,589	5,608	5,585	5,631	5,669	5,675
1957	5,708	5,708	5,716	5,697	5,740	5,754	5,742	5,747	5,762	5,749	5,729	5,704
1958	5,663	5,654	5,658	5,705	5,709	5,705	5,718	5,717	5,719	5,728	5,735	5,747
1959	5,779	5,824	5,842	5,855	5,807	5,875	5,898	5,889	5,910	5,915	5,911	5,921
1960	5,945	5,937	5,949	5,920	5,941	5,962	5,954	5,976	5,991	6,008	6,003	5,989
1961	5,990	5,959	5,969	6,026	6,051	6,035	6,065	6,070	6,085	6,105	6,130	6,163
1962	6,159	6,166	6,215	6,215	6,229	6,259	6,233	6,257	6,248	6,232	6,251	6,244
1963	6,253	6,274	6,270	6,303	6,297	6,350	6,393	6,411	6,442	6,497	6,494	6,519
1964	6,535	6,548	6,570	6,570	6,596	6,583	6,610	6,613	6,645	6,641	6,704	6,710
1965	6,752	6,768	6,793	6,793	6,834	6,865	6,868	6,899	6,871	6,933	6,947	7,015
1966	7,033	7,079	7,091	7,145	7,112	7,126	7,149	7,180	7,205	7,246	7,198	7,255
1967	7,290	7,299	7,369	7,321	7,382	7,385	7,430	7,444	7,413	7,361	7,416	7,422
1968	7,412	7,429	7,411	7,466	7,473	7,571	7,538	7,559	7,613	7,634	7,680	7,643
1969	7,748	7,774	7,785	7,824	7,823	7,814	7,775	7,760	7,753	7,759	7,764	7,785

EMPLOYMENT, NON-AGRICULTURE -- EMPLOI NON AGRICOLE
(THOUSANDS -- MILLIERS)

YEAR -- ANNÉE	J	F	M	A	M	J	J	A	S	O	N	D
NOT ADJUSTED FOR SEASONALITY -- NON DÉSAISONNALISÉ												
1953	4,245	4,244	4,231	4,266	4,361	4,448	4,484	4,501	4,466	4,474	4,430	4,377
1954	4,266	4,221	4,203	4,209	4,352	4,455	4,455	4,459	4,467	4,429	4,438	4,428
1955	4,275	4,303	4,265	4,346	4,487	4,617	4,645	4,725	4,692	4,747	4,735	4,714
1956	4,574	4,568	4,601	4,615	4,744	4,908	4,959	4,942	4,896	4,952	5,007	4,935
1957	4,780	4,766	4,757	4,798	4,990	5,140	5,148	5,132	5,114	5,127	5,068	4,971
1958	4,767	4,753	4,741	4,818	4,997	5,128	5,157	5,126	5,106	5,125	5,110	5,027
1959	4,901	4,912	4,912	4,988	5,115	5,315	5,367	5,349	5,322	5,348	5,298	5,212
1960	5,068	5,055	5,041	5,070	5,299	5,459	5,445	5,452	5,391	5,437	5,380	5,292
1961	5,118	5,073	5,054	5,166	5,356	5,515	5,594	5,577	5,509	5,514	5,525	5,483
1962	5,289	5,266	5,316	5,379	5,573	5,765	5,824	5,786	5,648	5,679	5,674	5,579
1963	5,420	5,422	5,410	5,490	5,652	5,851	5,971	5,976	5,862	5,919	5,887	5,851
1964	5,662	5,660	5,723	5,771	5,947	6,094	6,249	6,250	6,088	6,077	6,123	6,101
1965	5,943	5,947	5,983	6,034	6,203	6,400	6,545	6,545	6,358	6,376	6,416	6,463
1966	6,274	6,297	6,346	6,433	6,545	6,728	6,888	6,928	6,708	6,763	6,708	6,688
1967	6,532	6,543	6,628	6,621	6,809	6,961	7,159	7,149	6,876	6,834	6,874	6,857
1968	6,641	6,671	6,658	6,743	6,921	7,172	7,296	7,312	7,104	7,130	7,154	7,100
1969	6,973	6,984	7,005	7,108	7,270	7,440	7,557	7,535	7,266	7,280	7,270	7,255

SEASONALLY ADJUSTED (MOONS) -- DÉSAISONNALISÉ (MOIS)

1953	4,380	4,383	4,393	4,400	4,374	4,350	4,381	4,384	4,382	4,384	4,366	4,352
1954	4,400	4,359	4,364	4,343	4,366	4,357	4,350	4,345	4,383	4,341	4,372	4,402
1955	4,408	4,446	4,432	4,487	4,502	4,513	4,531	4,606	4,602	4,648	4,662	4,689
1956	4,720	4,730	4,783	4,769	4,758	4,790	4,824	4,819	4,798	4,847	4,928	4,918
1957	4,940	4,945	4,954	4,958	4,995	5,008	4,998	5,004	5,009	5,011	4,988	4,970
1958	4,936	4,940	4,944	4,979	4,990	4,987	4,997	4,993	5,003	5,008	5,033	5,039
1959	5,078	5,110	5,131	5,154	5,100	5,162	5,194	5,200	5,218	5,226	5,222	5,227
1960	5,253	5,267	5,270	5,242	5,283	5,296	5,259	5,288	5,294	5,322	5,305	5,304
1961	5,304	5,292	5,285	5,337	5,346	5,351	5,387	5,396	5,421	5,411	5,453	5,490
1962	5,484	5,495	5,546	5,551	5,570	5,599	5,595	5,586	5,573	5,591	5,608	5,588
1963	5,617	5,646	5,627	5,654	5,658	5,696	5,725	5,759	5,797	5,849	5,834	5,857
1964	5,862	5,881	5,927	5,931	5,959	5,947	5,990	6,013	6,034	6,025	6,085	6,106
1965	6,143	6,164	6,177	6,191	6,219	6,258	6,272	6,287	6,312	6,339	6,392	6,465
1966	6,481	6,516	6,538	6,592	6,564	6,582	6,600	6,647	6,667	6,730	6,691	6,702
1967	6,745	6,762	6,825	6,782	6,824	6,804	6,858	6,858	6,840	6,808	6,857	6,877
1968	6,858	6,889	6,865	6,903	6,930	6,998	6,991	7,019	7,069	7,104	7,134	7,128
1969	7,200	7,211	7,231	7,275	7,273	7,251	7,242	7,238	7,234	7,256	7,249	7,283

EMPLOYMENT -- CHÔMAGE
(THOUSANDS -- MILLIERS)

YEAR -- ANNEE	J	F	M	A	M	J	J	A	S	O	M	D
	NOT ADJUSTED FOR SEASONALITY -- NON DÉSAISONNALISÉ											
1953	237	233	213	194	127	102	103	111	98	127	182	219
1954	310	342	346	329	231	196	185	191	181	192	230	269
1955	390	405	421	343	225	169	156	141	149	153	175	218
1956	315	340	321	273	175	127	112	116	116	110	149	211
1957	328	352	378	334	209	177	181	194	214	223	318	422
1958	579	600	636	553	388	339	310	317	284	328	378	466
1959	577	570	553	466	354	248	239	257	224	250	316	405
1960	546	597	607	550	417	313	328	350	325	366	426	525
1961	690	716	702	619	454	367	351	320	305	315	347	411
1962	543	582	559	484	335	300	307	279	259	282	342	414
1963	541	546	550	463	347	305	294	271	251	266	303	346
1964	466	467	456	403	293	282	265	246	217	257	257	284
1965	407	397	387	371	265	257	244	211	176	171	220	252
1966	359	356	341	298	247	230	244	228	205	195	238	266
1967	381	396	400	365	304	292	284	247	219	254	289	353
1968	464	482	488	436	366	395	371	319	262	288	338	373
1969	467	473	448	432	386	383	349	318	279	314	354	383

SEASONALLY ADJUSTED (1959=100) -- DÉSAISONNALISÉ (1959=100)

1953	161	150	138	143	142	146	159	167	151	189	223	212
1954	210	220	224	242	259	283	286	289	279	288	281	259
1955	264	262	271	253	254	243	242	213	230	229	212	208
1956	213	222	206	203	198	183	173	174	179	164	178	199
1957	222	232	245	252	234	254	277	287	330	327	376	393
1958	396	400	418	423	430	484	464	459	435	471	442	432
1959	400	384	371	362	389	347	345	365	340	350	366	376
1960	385	407	415	434	454	427	456	488	488	502	491	493
1961	494	493	489	494	494	485	469	439	451	427	400	393
1962	392	406	395	391	366	381	394	377	378	383	395	403
1963	392	385	395	378	382	372	362	359	362	365	350	343
1964	338	335	333	333	320	331	315	319	312	355	298	286
1965	297	288	286	310	286	292	281	268	253	237	256	257
1966	266	263	257	251	261	254	274	287	296	269	277	273
1967	286	295	305	310	316	316	314	308	317	348	336	363
1968	352	362	376	372	374	420	408	398	381	389	393	384
1969	357	356	346	369	392	404	383	398	407	420	412	395

UNEMPLOYMENT RATE -- TAUX DE CHÔMAGE

(PER CENT -- POURCENTAGE)

YEAR
--
ANNÉE

	J	F	M	A	M	J	J	A	S	O	N	D
	NOT ADJUSTED FOR SEASONALITY -- NON DÉSAISONNALISÉ											
1953	4.5	4.4	4.1	3.7	2.4	1.9	1.8	2.0	1.8	2.3	3.4	4.1
1954	5.8	6.4	6.5	6.1	4.2	3.5	3.3	3.4	3.2	3.5	4.2	4.9
1955	7.2	7.4	7.7	6.2	4.0	3.0	2.7	2.4	2.6	2.7	3.1	3.9
1956	5.6	6.1	5.7	4.8	3.0	2.2	1.9	1.9	2.0	1.9	2.5	3.6
1957	5.7	6.1	6.5	5.7	3.5	2.9	2.9	3.1	3.5	3.7	5.2	7.0
1958	9.7	10.1	10.6	9.1	6.3	5.5	4.9	5.0	4.6	5.3	6.1	7.6
1959	9.5	9.3	9.1	7.6	5.7	3.9	3.7	4.0	3.6	4.0	5.0	6.5
1960	8.8	9.6	9.7	8.8	6.5	4.8	5.0	5.3	5.0	5.6	6.6	8.2
1961	10.8	11.2	11.0	9.6	6.9	5.6	5.2	4.8	4.7	4.8	5.3	6.3
1962	8.5	9.1	8.7	7.4	5.1	4.4	4.5	4.1	3.9	4.3	5.2	6.3
1963	8.3	8.4	8.4	7.0	5.2	4.5	4.2	3.9	3.7	3.9	4.4	5.1
1964	6.9	7.0	6.8	5.9	4.2	4.0	3.7	3.4	3.1	3.7	3.7	4.1
1965	5.9	5.8	5.6	5.3	3.7	3.5	3.3	2.8	2.5	2.4	3.1	3.5
1966	5.1	5.0	4.8	4.1	3.3	3.1	3.1	2.9	2.7	2.6	3.2	3.6
1967	5.2	5.4	5.3	4.9	3.9	3.7	3.5	3.0	2.8	3.3	3.8	4.6
1968	6.1	6.4	6.4	5.7	4.6	4.8	4.5	3.9	3.3	3.6	4.2	4.7
1969	5.9	6.0	5.7	5.4	4.7	4.6	4.1	3.7	3.4	3.9	4.4	4.7

SEASONALLY ADJUSTED (MAD=3) -- DÉSAISONNALISÉ (MAD=3)

1953	3.0	2.8	2.6	2.6	2.6	2.7	2.9	3.1	2.8	3.5	4.1	3.9
1954	3.8	4.0	4.1	4.4	4.7	5.1	5.2	5.2	5.0	5.2	5.1	4.7
1955	4.8	4.7	4.9	4.5	4.5	4.3	4.3	3.8	4.1	4.1	3.8	3.7
1956	3.7	3.9	3.6	3.5	3.4	3.2	3.0	3.0	3.1	2.8	3.0	3.4
1957	3.7	3.9	4.1	4.2	3.9	4.2	4.6	4.8	5.4	5.4	6.2	6.4
1958	6.5	6.6	6.9	6.9	7.0	7.8	7.5	7.4	7.1	7.6	7.2	7.0
1959	6.5	6.2	6.0	5.8	6.3	5.6	5.5	5.8	5.4	5.6	5.8	6.0
1960	6.1	6.4	6.5	6.8	7.1	6.7	7.1	7.5	7.5	7.7	7.6	7.6
1961	7.6	7.6	7.6	7.6	7.5	7.4	7.2	6.7	6.9	6.5	6.1	6.0
1962	6.0	6.2	6.0	5.9	5.5	5.7	5.9	5.7	5.7	5.8	5.9	6.1
1963	5.9	5.8	5.9	5.7	5.7	5.5	5.4	5.3	5.3	5.3	5.1	5.0
1964	4.9	4.9	4.8	4.8	4.6	4.8	4.5	4.6	4.5	5.1	4.3	4.1
1965	4.2	4.1	4.0	4.4	4.0	4.1	3.9	3.7	3.6	3.3	3.6	3.5
1966	3.6	3.6	3.5	3.4	3.5	3.4	3.7	3.8	3.9	3.6	3.7	3.6
1967	3.8	3.9	4.0	4.1	4.1	4.1	4.1	4.0	4.1	4.5	4.3	4.7
1968	4.5	4.6	4.8	4.7	4.8	5.3	5.1	5.0	4.8	4.8	4.9	4.8
1969	4.4	4.4	4.3	4.5	4.8	4.9	4.7	4.9	5.0	5.1	5.0	4.8

AGE IN THE LABOUR FORCE -- POPULATION NON ACTIVE
(THOUSANDS -- MILLIERS)

YEAR
ANNEE

	J	F	M	A	M	J	J	A	S	O	N	D
NOT ADJUSTED FOR SEASONALITY -- NON DÉSAISONNalisée												
1953	4,802	4,827	4,842	4,809	4,741	4,693	4,581	4,611	4,744	4,803	4,850	4,900
1954	4,948	4,970	4,973	4,965	4,886	4,827	4,747	4,753	4,857	4,901	4,964	4,984
1955	5,083	5,078	5,084	5,056	4,986	4,923	4,822	4,801	4,955	4,984	5,035	5,036
1956	5,122	5,125	5,126	5,095	5,033	4,954	4,844	4,832	5,002	5,021	5,049	5,093
1957	5,164	5,197	5,189	5,198	5,106	5,036	4,948	4,965	5,070	5,133	5,168	5,208
1958	5,297	5,330	5,309	5,267	5,233	5,170	5,075	5,108	5,270	5,266	5,326	5,354
1959	5,414	5,425	5,445	5,430	5,375	5,297	5,168	5,198	5,349	5,369	5,430	5,461
1960	5,507	5,514	5,511	5,509	5,402	5,360	5,248	5,237	5,404	5,398	5,456	5,499
1961	5,554	5,603	5,627	5,561	5,478	5,446	5,318	5,378	5,556	5,576	5,628	5,652
1962	5,757	5,763	5,750	5,731	5,652	5,513	5,405	5,440	5,678	5,733	5,749	5,806
1963	5,904	5,924	5,932	5,904	5,829	5,675	5,502	5,548	5,770	5,764	5,826	5,870
1964	5,971	6,002	5,984	5,973	5,866	5,751	5,584	5,643	5,899	5,930	5,964	6,039
1965	6,109	6,145	6,119	6,084	5,963	5,807	5,651	5,684	6,041	6,047	6,093	6,093
1966	6,212	6,212	6,197	6,148	6,041	5,920	5,706	5,719	6,039	6,068	6,192	6,209
1967	6,316	6,341	6,259	6,300	6,111	5,997	5,774	5,830	6,233	6,306	6,328	6,356
1968	6,522	6,526	6,543	6,472	6,342	6,091	5,958	6,032	6,378	6,383	6,392	6,495
1969	6,579	6,584	6,609	6,496	6,344	6,216	6,101	6,198	6,593	6,606	6,663	6,714

SEASONALLY ADJUSTED (MO=2) -- SAISONNALISÉE (MO=2)

1953	4,709	4,718	4,731	4,727	4,719	4,755	4,747	4,778	4,799	4,822	4,826	4,856
1954	4,850	4,858	4,861	4,882	4,883	4,891	4,917	4,929	4,909	4,921	4,940	4,943
1955	4,980	4,963	4,972	4,971	4,981	4,989	4,993	4,981	5,003	5,002	5,014	4,998
1956	5,015	5,009	5,016	5,012	5,026	5,022	5,015	5,010	5,044	5,038	5,032	5,055
1957	5,057	5,078	5,081	5,116	5,098	5,105	5,126	5,140	5,110	5,151	5,150	5,165
1958	5,188	5,210	5,201	5,188	5,226	5,241	5,263	5,283	5,304	5,289	5,305	5,305
1959	5,308	5,302	5,332	5,348	5,373	5,367	5,368	5,376	5,380	5,394	5,405	5,408
1960	5,398	5,388	5,391	5,423	5,405	5,435	5,463	5,425	5,430	5,420	5,433	5,446
1961	5,439	5,468	5,494	5,469	5,480	5,534	5,551	5,583	5,581	5,592	5,606	5,599
1962	5,625	5,616	5,610	5,629	5,645	5,620	5,662	5,665	5,700	5,742	5,728	5,747
1963	5,759	5,762	5,782	5,791	5,815	5,801	5,788	5,798	5,787	5,770	5,798	5,803
1964	5,814	5,828	5,830	5,853	5,855	5,887	5,895	5,922	5,911	5,932	5,928	5,959
1965	5,940	5,956	5,954	5,962	5,962	5,950	5,982	5,991	6,044	6,044	6,046	6,012
1966	6,028	6,015	6,021	6,027	6,048	6,068	6,053	6,046	6,039	6,062	6,138	6,121
1967	6,120	6,136	6,075	6,179	6,123	6,160	6,135	6,168	6,224	6,295	6,268	6,264
1968	6,314	6,316	6,349	6,350	6,355	6,271	6,338	6,373	6,364	6,370	6,329	6,392
1969	6,368	6,373	6,415	6,376	6,357	6,414	6,494	6,541	6,572	6,589	6,596	6,604

TOTAL INDUSTRIAL PRODUCTION, VOLUME INDEX -- INDICE DU VOLUME DE LA PRODUCTION INDUSTRIELLE TOTALE

(1961 = 100)

YEAR -- ANNÉE	J	F	M	A	M	J	J	A	S	O	N	D
	NOT ADJUSTED FOR SEASONALITY -- NON DÉSÉASONNALISÉ											
1946	42.1	43.5	44.2	44.5	45.0	46.0	43.6	44.4	45.4	46.2	47.3	44.7
1947	45.7	47.3	48.1	48.0	49.0	50.3	48.4	49.6	50.5	51.0	51.4	47.6
1948	48.4	50.0	50.3	51.5	51.9	52.3	49.9	51.4	53.6	54.2	53.7	50.5
1949	50.7	52.2	52.6	52.5	53.7	54.9	52.2	53.4	55.6	55.6	54.8	52.5
1950	51.5	54.2	54.2	54.5	55.8	58.8	57.2	56.6	61.5	62.2	62.1	59.1
1951	59.7	62.5	62.6	63.3	64.5	65.4	61.2	62.6	64.2	63.9	63.1	58.8
1952	60.2	62.3	63.4	63.3	65.7	66.7	63.2	65.5	68.7	69.7	69.7	65.6
1953	66.7	70.0	70.8	70.3	71.8	72.1	69.3	69.4	72.1	71.6	70.4	66.7
1954	67.2	70.5	69.3	68.3	69.7	71.4	67.7	69.9	71.9	72.5	72.5	69.1
1955	70.2	73.4	74.6	74.1	77.7	80.5	76.7	79.1	81.8	82.9	83.1	78.3
1956	78.4	81.3	82.9	84.4	85.3	89.6	85.7	86.3	89.5	90.3	90.9	84.9
1957	84.1	87.8	88.4	86.3	88.5	91.2	86.8	88.1	88.5	87.8	88.1	80.9
1958	81.7	84.8	84.6	84.6	87.8	89.5	85.7	86.2	89.2	89.4	91.5	85.3
1959	87.1	92.0	91.2	92.6	94.4	97.8	92.4	93.3	98.9	100.9	98.0	92.5
1960	95.1	97.3	97.5	94.0	97.0	99.2	92.5	93.8	98.2	98.8	98.4	91.8
1961	92.4	96.0	94.5	97.3	99.4	104.1	97.9	100.1	105.5	106.2	106.4	100.2
1962	100.7	105.6	106.8	106.1	111.4	115.5	108.3	109.7	115.0	113.8	114.0	106.6
1963	107.7	112.5	113.5	113.0	118.1	121.9	109.8	114.5	122.0	121.8	124.6	118.3
1964	120.1	125.8	124.1	127.4	130.0	135.5	121.1	126.7	132.8	132.7	135.7	127.8
1965	130.2	133.8	137.0	135.8	139.5	143.0	132.3	136.5	142.7	146.4	148.7	143.0
1966	142.8	148.9	149.1	149.2	151.2	154.1	139.2	144.5	151.4	154.5	154.8	147.5
1967	146.4	150.8	149.5	153.2	152.8	156.0	141.2	148.6	154.8	154.9	158.8	153.3
1968	151.0	154.9	155.7	158.4	162.4	166.1	148.7	153.3	164.5	167.7	171.4	163.7
1969	162.0	169.0	172.2	168.6	170.4	172.6	154.5	159.5	169.7	170.8	175.8	169.8

SEASONALLY ADJUSTED -- DÉSÉASONNALISÉ

1946	43.9	43.9	44.4	44.6	44.7	44.9	44.8	44.5	44.1	44.7	46.2	46.8
1947	47.5	47.6	48.1	48.1	48.5	49.1	49.9	50.1	49.2	49.6	50.3	49.8
1948	50.3	50.4	50.5	51.6	51.3	50.9	51.1	51.7	52.1	52.5	52.7	52.7
1949	53.1	52.6	53.0	52.9	53.3	53.1	53.1	54.0	53.6	53.7	53.6	54.5
1950	53.8	54.6	54.6	54.8	55.3	56.9	58.3	57.2	59.4	60.2	61.0	61.7
1951	62.5	62.6	62.9	63.6	63.7	63.4	62.4	63.2	62.2	62.0	61.9	61.4
1952	62.7	62.5	63.6	63.7	64.7	64.7	64.6	66.3	66.8	67.9	68.2	68.7
1953	69.4	69.9	70.7	70.7	70.7	70.0	70.7	70.0	70.5	69.8	68.5	69.7
1954	69.8	70.6	69.6	69.0	68.9	69.2	68.8	70.0	69.4	70.2	70.5	72.0
1955	73.3	73.5	74.9	75.0	76.7	77.5	77.6	79.5	79.6	80.4	80.6	81.7
1956	82.0	82.0	83.4	85.4	84.4	86.0	86.9	86.5	87.1	87.9	88.5	88.6
1957	87.1	88.6	89.3	87.7	87.7	87.6	87.6	87.8	86.1	85.2	85.4	85.5
1958	84.9	85.7	85.5	86.4	87.1	86.5	87.1	86.9	86.7	86.9	88.7	89.3
1959	90.1	91.9	91.9	93.8	93.3	93.6	94.0	94.0	95.9	97.9	95.6	96.2
1960	98.4	97.6	98.4	95.5	96.1	95.6	94.1	94.9	95.8	96.2	95.6	95.2
1961	96.2	96.3	95.2	98.1	98.0	99.6	101.2	101.3	102.7	103.4	103.8	104.3
1962	104.6	105.6	107.5	107.0	109.3	110.0	111.6	111.4	112.0	111.0	111.1	111.1
1963	111.5	112.5	114.2	113.6	115.7	116.3	114.7	117.1	119.4	119.0	121.2	122.6
1964	124.0	126.0	124.4	127.3	127.1	127.8	128.2	129.7	129.8	129.8	132.2	132.2
1965	134.3	133.5	136.8	135.4	136.4	137.4	138.9	141.5	141.3	143.2	144.3	146.7
1966	146.9	148.5	148.8	148.8	148.5	148.7	147.1	148.7	149.7	150.8	150.1	150.8
1967	150.4	150.3	149.4	152.5	150.4	151.0	150.5	153.2	152.4	151.1	154.5	156.8
1968	154.7	154.2	156.0	157.5	158.8	160.4	159.3	159.6	162.2	163.7	165.7	166.0
1969	166.1	168.2	171.1	168.1	167.2	167.8	167.5	164.4	166.1	166.5	169.9	172.2

TOTAL MANUFACTURING PRODUCTION, VOLUME INDEX -- INDICE DU VOLUME DE LA FABRICATION TOTALE

(1961 = 100)

YEAR
--
ANNÉE

	J	F	M	A	M	J	J	A	S	O	N	D
NOT ADJUSTED FOR SEASONALITY -- NON DÉSAISONNALISÉ												
1946	47.3	48.9	50.0	50.2	51.2	52.3	49.5	50.5	51.4	52.3	53.6	50.5
1947	52.0	53.9	54.8	54.8	55.9	57.1	54.6	56.1	57.1	57.4	58.1	53.4
1948	54.6	56.5	56.8	57.7	58.4	59.0	55.9	57.7	60.4	60.8	59.9	56.2
1949	56.5	58.3	59.0	59.1	60.1	61.5	58.1	59.4	61.7	61.5	60.4	57.7
1950	56.8	59.6	59.8	60.3	61.8	65.6	63.9	63.2	68.4	68.8	68.3	65.3
1951	65.8	69.2	69.9	70.5	71.3	72.0	67.3	68.7	70.5	69.7	68.5	63.6
1952	65.3	68.1	69.6	69.4	71.9	73.2	69.0	71.8	75.2	76.1	76.5	71.2
1953	72.4	76.8	78.2	77.2	79.1	79.3	75.6	75.9	78.7	78.3	76.2	71.9
1954	72.0	75.6	75.1	74.0	75.4	77.0	72.4	74.9	76.5	76.9	76.7	72.4
1955	73.7	77.3	79.3	80.1	83.4	85.9	80.9	83.5	86.7	87.1	86.9	81.6
1956	81.4	84.9	87.4	90.2	90.3	94.7	89.9	89.7	93.8	94.0	94.5	88.2
1957	86.9	91.0	92.3	89.7	91.9	94.5	89.0	90.2	90.3	89.7	90.6	80.6
1958	81.6	84.7	85.7	86.0	90.6	92.8	86.9	88.0	90.5	91.1	93.4	84.9
1959	86.3	91.5	91.7	93.8	96.6	99.7	92.4	93.7	98.8	101.1	97.5	90.8
1960	93.9	95.9	97.0	94.7	98.0	100.3	92.1	93.9	98.3	99.7	98.7	90.4
1961	90.2	94.2	94.1	97.8	100.0	105.5	98.6	100.9	106.3	106.6	106.6	99.3
1962	99.0	104.8	107.1	107.5	112.9	118.4	110.1	111.0	117.3	115.9	115.6	106.8
1963	107.3	112.4	114.8	114.8	119.8	125.7	112.3	117.0	124.3	123.9	125.9	117.7
1964	118.6	125.9	124.9	128.4	132.1	135.8	122.0	129.1	135.3	134.3	137.2	127.2
1965	128.9	133.3	138.1	137.3	142.8	147.4	135.2	139.2	145.4	149.8	150.8	143.3
1966	142.8	149.7	150.7	151.5	154.2	158.2	143.8	147.7	154.9	157.4	156.5	147.1
1967	144.7	149.5	148.9	154.2	153.3	158.0	142.0	149.6	156.7	154.7	158.3	150.7
1968	147.8	151.4	153.6	158.1	163.3	168.7	148.2	153.9	167.0	168.6	171.9	160.5
1969	157.3	165.8	170.9	168.0	173.2	177.9	157.3	163.6	173.8	173.0	176.1	165.0

SEASONALITY ADJUSTED -- DÉSAISONNALISÉ

1946	49.5	49.6	50.2	50.4	50.7	50.8	50.7	50.2	49.6	50.5	52.3	53.2
1947	54.2	54.4	54.8	54.8	55.2	55.4	56.1	56.4	55.3	55.8	57.0	56.2
1948	57.0	57.2	57.0	57.8	57.6	57.1	57.0	57.7	58.3	58.8	59.0	59.0
1949	59.4	59.0	59.5	59.4	59.6	59.2	58.9	59.7	59.3	59.6	59.5	60.3
1950	59.7	60.2	60.1	60.5	61.1	63.1	64.8	63.7	65.8	66.8	67.4	68.5
1951	69.3	69.4	69.9	70.6	70.1	69.5	68.4	69.1	68.2	67.7	67.5	66.9
1952	68.6	68.5	69.7	69.6	70.5	70.6	70.5	72.6	73.1	74.3	75.1	75.2
1953	75.9	76.8	77.7	77.2	77.5	76.5	77.1	76.5	76.8	76.5	74.4	75.9
1954	75.4	76.0	75.2	74.2	74.0	74.3	73.4	74.7	73.6	74.5	74.9	76.3
1955	77.9	78.0	79.3	80.4	81.6	82.1	82.0	84.1	84.3	84.8	84.3	86.2
1956	86.0	86.4	87.8	90.4	88.5	90.3	91.3	90.2	91.1	91.7	91.8	93.2
1957	91.2	92.7	93.0	90.1	90.1	90.1	90.1	89.9	87.9	87.0	87.6	85.3
1958	85.9	86.4	86.6	86.7	88.8	88.4	88.3	86.4	87.6	88.3	90.4	90.4
1959	90.8	92.6	92.5	94.2	94.3	94.2	93.9	94.1	95.7	98.0	94.7	95.7
1960	98.9	97.7	98.1	95.8	96.2	95.5	93.3	94.5	95.7	96.6	95.7	95.2
1961	95.7	95.8	95.3	98.3	97.7	99.6	101.4	101.3	102.7	103.4	103.9	104.8
1962	104.9	106.4	108.4	108.1	110.1	111.5	112.6	111.9	113.5	112.4	112.6	112.7
1963	113.4	113.8	115.8	115.0	116.6	118.4	116.7	118.8	120.9	120.5	122.3	123.3
1964	124.5	127.5	125.5	128.2	128.4	128.4	129.1	131.3	131.2	130.8	133.6	133.4
1965	135.2	134.6	138.3	136.8	138.9	139.7	141.2	143.8	142.9	145.8	146.1	148.7
1966	149.1	150.9	150.9	151.2	150.8	150.7	151.0	151.0	151.8	152.9	151.6	152.4
1967	151.2	151.0	149.6	153.6	150.0	150.4	150.7	152.7	152.3	149.9	153.9	156.6
1968	154.0	153.0	154.9	157.2	158.6	160.2	158.0	158.7	162.2	163.7	165.9	165.7
1969	165.2	167.9	171.3	167.7	168.8	169.9	169.9	166.5	166.9	167.0	169.9	170.9

MANUFACTURING PRODUCTION, DURABLES, VOLUME INDEX -- CHANGE DE VOLUME DE LA PRODUCTION DURABLES

(1961 = 100)

YEAR -- ANNÉE	J	F	M	A	M	J	J	A	S	O	N	D
NOT ADJUSTED FOR SEASONALITY -- NON DÉSAISONNALISÉ												
1946	45.4	47.1	48.6	50.1	51.3	52.7	50.5	48.5	48.8	49.8	51.4	50.1
1947	52.9	55.6	56.6	57.0	58.6	60.7	58.7	58.4	60.3	60.4	59.7	55.8
1948	57.2	58.9	61.3	62.0	62.3	63.1	59.4	60.0	63.3	62.8	62.6	59.9
1949	59.5	61.5	64.0	63.0	63.7	66.0	61.0	60.4	63.0	62.0	60.4	60.0
1950	58.5	61.5	61.8	61.2	64.3	70.0	68.2	65.4	71.3	71.3	70.5	69.0
1951	71.7	75.7	77.0	76.6	78.3	79.5	73.3	72.1	75.3	73.8	73.1	68.3
1952	71.7	74.7	76.9	77.1	80.1	81.5	74.1	76.6	81.9	82.0	81.0	78.6
1953	81.2	86.4	88.2	86.4	88.1	88.7	83.5	80.0	84.1	83.4	79.5	78.6
1954	78.6	83.1	81.5	80.8	80.2	81.0	76.5	75.5	75.9	76.9	77.6	76.4
1955	78.5	82.6	86.8	88.0	92.1	94.4	89.3	87.9	91.3	92.4	91.7	87.7
1956	87.1	91.2	96.4	100.1	100.9	104.7	101.0	94.9	98.8	100.9	103.3	97.1
1957	95.5	98.1	100.6	97.6	100.6	101.7	95.6	91.4	90.3	91.4	94.3	84.0
1958	86.4	88.3	89.5	89.5	95.3	97.3	89.3	85.4	87.6	87.8	91.6	85.8
1959	88.4	93.5	94.7	97.1	100.6	105.8	96.8	90.0	97.6	103.4	96.7	93.3
1960	98.1	99.1	100.7	97.5	101.1	103.4	92.6	90.1	95.5	97.5	97.1	91.1
1961	90.7	94.5	94.9	97.7	101.3	107.2	98.0	97.8	104.2	106.1	106.6	101.1
1962	101.8	108.4	111.3	111.9	118.7	124.7	114.9	110.7	120.3	120.4	120.6	113.7
1963	115.6	120.7	121.5	122.6	128.0	133.5	117.9	116.0	128.6	129.9	134.7	127.2
1964	130.0	137.6	136.9	140.0	144.4	147.9	129.9	134.1	143.3	142.5	148.2	137.6
1965	144.1	146.3	156.3	154.9	160.0	165.4	149.1	145.9	156.6	165.1	169.5	162.6
1966	163.6	170.0	172.3	172.7	174.8	178.5	159.7	156.3	172.2	176.3	176.9	166.3
1967	164.9	167.8	169.2	173.8	173.3	176.3	153.9	159.0	171.7	169.0	176.5	171.1
1968	168.3	165.9	167.3	178.5	186.9	189.3	162.6	165.4	188.3	192.1	196.1	180.5
1969	180.3	187.2	194.6	191.7	198.4	202.3	171.3	173.2	191.6	191.4	197.9	184.0

SEASONALLY ADJUSTED -- DÉSAISONNALISÉ

1946	47.3	47.5	48.3	49.6	50.2	50.1	50.6	48.8	47.7	49.4	51.6	52.8
1947	55.6	56.3	56.0	56.4	57.3	57.7	59.1	59.1	58.9	59.9	59.9	58.9
1948	59.9	59.6	60.5	61.3	60.9	59.9	59.6	60.9	61.8	62.2	62.8	63.2
1949	62.5	62.0	63.3	63.0	62.5	61.9	61.0	62.0	61.3	61.4	61.2	62.7
1950	61.2	61.6	61.2	61.2	62.7	65.4	68.3	67.3	69.4	70.7	71.5	72.8
1951	75.1	75.4	75.7	76.1	76.0	74.9	73.9	74.5	74.0	73.5	74.0	71.8
1952	74.4	74.1	75.5	76.0	77.4	77.2	75.3	79.7	81.2	82.1	81.7	82.9
1953	84.4	85.5	86.3	84.9	85.0	84.2	84.3	83.1	84.2	83.6	79.1	82.7
1954	81.3	82.4	80.0	79.4	77.5	77.1	76.6	77.6	74.4	75.9	76.9	80.5
1955	82.1	82.5	85.4	86.4	88.3	88.7	89.1	92.2	91.7	91.8	89.8	92.5
1956	91.2	91.9	95.2	98.2	96.8	98.1	100.9	98.8	98.8	101.0	101.4	102.2
1957	98.7	99.5	99.9	96.3	96.5	95.2	95.0	94.6	91.4	90.9	92.0	88.7
1958	90.0	85.8	89.5	89.1	91.6	90.8	89.1	89.1	87.8	87.3	89.4	91.7
1959	92.1	94.4	95.0	97.1	97.1	98.4	97.1	94.2	97.5	102.7	95.2	97.0
1960	101.9	100.4	101.1	97.7	97.6	96.3	92.0	94.0	96.5	97.0	95.3	94.4
1961	94.7	94.6	94.3	96.9	97.5	99.8	101.3	102.3	103.3	104.5	105.1	105.6
1962	105.9	108.4	110.6	111.2	114.0	115.9	118.0	117.6	119.3	118.4	118.4	118.8
1963	119.7	120.3	120.2	121.0	122.5	124.2	123.0	124.8	128.4	128.0	131.0	131.8
1964	133.7	137.5	135.2	137.2	138.1	138.2	141.1	143.9	141.6	140.4	144.6	143.2
1965	147.9	146.0	153.5	151.6	153.1	155.2	156.3	161.2	158.4	162.4	164.1	166.9
1966	167.2	169.8	169.6	169.6	168.9	168.6	170.0	169.5	172.9	172.7	170.7	170.6
1967	168.9	168.0	167.1	170.2	167.3	166.3	168.0	171.4	169.2	165.0	171.8	176.7
1968	171.4	166.8	166.5	174.5	178.6	178.1	178.0	181.2	184.8	187.0	187.8	185.0
1969	186.3	189.3	193.1	189.5	191.1	192.2	190.7	183.5	183.5	184.1	189.2	191.4

MANUFACTURING PRODUCTION, NON-DURABLES, VOLUME INDEX -- INDICE DU VOLUME DE LA FABRICATION NON DURABLE

(1961 = 100)

YEAR
ANNÉE

	J	F	M	A	M	J	J	A	S	O	N	D
NOT ADJUSTED FOR SEASONALITY -- NON DÉSAISONNALISÉ												
1946	48.7	50.3	51.0	50.2	51.1	52.0	48.8	52.1	53.6	54.3	55.2	50.8
1947	51.4	52.6	53.4	53.0	53.8	54.2	51.3	54.2	54.5	55.0	56.9	51.5
1948	52.6	54.6	53.3	54.3	55.3	55.7	53.2	55.9	58.1	59.1	57.9	53.3
1949	54.2	55.7	55.1	56.1	57.3	58.0	55.8	58.6	60.7	61.3	60.4	55.9
1950	55.5	58.0	58.1	59.5	59.9	62.2	60.4	61.4	66.1	66.8	66.5	62.3
1951	61.0	64.1	64.1	65.6	65.9	66.1	62.5	65.9	66.8	66.4	64.9	59.9
1952	60.3	63.0	63.9	63.3	65.4	66.5	65.0	68.0	69.9	71.4	72.6	65.4
1953	65.5	69.1	70.3	69.9	72.0	71.8	69.3	72.6	74.4	74.3	73.5	66.5
1954	66.8	69.7	70.1	68.6	71.6	73.8	69.1	74.4	76.9	76.9	76.0	69.1
1955	69.9	73.1	73.2	73.9	76.6	79.0	74.1	80.0	83.1	82.9	83.1	76.8
1956	76.9	79.9	80.3	82.4	81.9	86.8	81.1	85.6	89.8	88.5	87.6	81.2
1957	80.0	85.4	85.8	83.4	85.0	88.7	83.8	89.2	90.4	88.3	87.7	77.8
1958	77.7	81.8	82.7	83.3	86.9	89.2	85.0	90.2	92.8	93.7	94.9	84.1
1959	84.6	90.0	89.4	91.2	93.5	94.9	88.9	96.7	99.7	99.3	98.2	88.7
1960	90.5	93.4	94.1	92.5	95.5	97.9	91.7	96.9	100.5	101.5	99.9	89.8
1961	89.7	94.0	93.5	97.9	98.9	104.1	99.1	103.5	108.0	107.0	106.5	97.8
1962	96.7	101.9	103.7	103.9	108.2	113.2	106.2	111.3	114.8	112.2	111.5	101.2
1963	100.5	105.6	109.3	108.3	113.0	119.2	107.8	117.8	120.7	119.0	118.7	109.9
1964	109.2	116.3	115.1	119.0	122.0	125.9	115.6	125.0	128.8	127.6	128.2	118.6
1965	116.4	122.7	123.1	123.0	128.8	132.6	123.7	133.8	136.2	137.4	135.4	127.4
1966	125.8	133.0	132.9	134.2	137.4	141.5	130.8	140.7	140.7	142.0	139.8	131.3
1967	128.1	134.4	132.2	138.2	136.8	142.9	132.2	141.9	144.5	142.9	143.4	134.0
1968	131.0	139.6	142.4	141.4	144.0	151.8	136.4	144.5	149.5	149.5	152.1	144.2
1969	138.6	148.2	151.5	148.6	152.7	157.9	145.9	155.7	159.3	158.0	158.3	149.3

SEASONALLY ADJUSTED -- DÉSAISONNALISÉ

1946	51.2	51.2	51.7	51.0	51.0	51.4	50.7	51.4	51.1	51.4	52.9	53.4
1947	53.1	53.9	53.8	53.6	53.7	53.6	53.7	54.2	52.4	52.5	54.6	54.0
1948	54.8	55.3	54.2	55.0	54.9	54.8	54.9	55.2	55.4	56.1	56.0	55.6
1949	56.9	56.6	56.5	56.6	57.2	57.1	57.3	57.9	57.6	58.2	58.2	58.4
1950	58.6	59.1	59.3	60.0	59.8	61.3	62.1	60.7	63.1	63.6	64.1	65.2
1951	64.6	64.8	65.3	66.3	65.6	65.2	64.1	64.8	63.5	63.2	62.5	63.1
1952	64.0	64.1	65.0	64.4	65.0	65.4	66.6	66.9	66.6	68.0	70.0	69.1
1953	69.1	69.8	71.0	71.1	71.5	70.4	71.4	71.2	70.9	70.9	70.8	70.5
1954	70.8	70.8	71.4	70.0	71.2	72.0	70.9	72.4	72.9	73.4	73.2	73.1
1955	74.5	74.5	74.5	75.7	76.4	76.9	76.5	77.6	78.4	79.2	80.0	81.2
1956	81.9	82.0	81.9	84.2	81.9	84.2	83.8	83.5	85.1	84.4	84.2	86.0
1957	85.3	87.3	87.6	85.2	85.0	86.1	86.2	86.2	85.1	84.0	84.2	82.5
1958	82.6	83.6	84.4	85.0	86.7	86.5	87.8	87.8	87.4	89.2	91.1	89.4
1959	89.0	91.3	90.5	92.0	92.1	90.9	91.5	94.0	94.1	94.4	94.3	94.7
1960	96.4	95.6	95.8	94.3	95.0	94.8	94.4	94.9	95.1	96.3	96.0	95.9
1961	96.6	96.7	96.1	99.4	97.8	99.4	101.4	100.5	102.1	102.4	103.0	104.1
1962	104.2	104.8	106.6	105.5	107.0	107.9	108.6	107.2	108.6	107.6	107.8	107.7
1963	108.2	108.5	112.2	110.1	111.8	113.6	111.6	113.9	114.7	114.5	115.1	116.3
1964	117.0	119.3	117.6	120.8	120.5	120.3	119.3	121.0	122.7	122.9	124.6	125.3
1965	124.7	125.2	125.9	124.7	127.3	127.1	128.8	129.6	130.1	132.1	131.4	133.9
1966	134.3	135.5	135.7	136.0	135.9	136.0	135.4	135.9	134.6	136.7	135.9	137.5
1967	136.8	137.1	135.4	140.0	135.8	137.4	136.6	137.4	138.4	137.6	139.3	140.1
1968	139.8	141.7	145.5	143.0	142.3	145.6	141.7	140.3	143.6	144.6	148.0	149.8
1969	148.0	153.3	153.5	149.9	150.9	151.6	152.9	152.7	153.4	152.9	154.0	154.2

MINING PRODUCTION, VOLUME INDEX -- INDICE DU VOLUME DE LA PRODUCTION MINIERE

(1961 = 100)

YEAR ANNÉE	J	F	M	A	M	J	J	A	S	O	N	D
	NOT ADJUSTED FOR SEASONALITY -- NON DÉSAISONNALISÉ											
1946	25.5	26.0	26.3	26.7	25.5	26.3	25.5	26.0	27.1	27.6	27.2	25.3
1947	25.5	24.9	25.8	25.8	25.8	28.8	28.2	28.4	28.8	31.3	30.4	28.9
1948	26.9	28.0	29.0	32.4	31.6	31.8	32.0	32.7	33.5	35.3	35.9	32.9
1949	32.4	33.1	31.7	30.6	34.2	35.2	35.2	36.9	39.1	39.7	38.7	37.2
1950	33.9	37.8	37.0	36.0	37.6	38.7	37.6	36.4	41.7	43.5	44.5	39.0
1951	40.0	40.2	38.7	39.7	44.2	46.8	44.4	46.1	47.3	47.3	46.3	42.6
1952	42.3	41.7	41.8	43.2	46.7	48.1	46.9	47.7	50.4	51.7	49.4	47.9
1953	47.2	47.5	46.6	48.5	49.8	52.1	53.0	52.4	55.2	52.2	53.2	49.7
1954	52.0	55.2	49.7	50.0	52.9	56.4	56.4	58.5	61.4	61.3	60.7	59.0
1955	58.4	60.4	59.4	54.0	62.0	68.2	70.2	71.9	72.4	76.0	74.6	68.6
1956	70.7	71.7	70.8	67.0	72.6	79.7	80.3	83.9	83.1	84.9	84.8	76.1
1957	75.8	79.3	78.6	78.6	84.1	90.5	89.2	92.3	92.3	87.8	82.2	84.2
1958	82.7	86.7	82.4	82.7	83.0	84.0	89.9	87.5	92.9	88.3	86.5	85.1
1959	88.4	93.6	90.5	89.7	90.7	98.2	101.9	100.8	109.0	106.5	101.2	97.4
1960	96.9	100.4	97.9	89.4	96.0	100.2	101.0	98.6	103.1	98.4	96.0	91.1
1961	94.6	97.2	90.4	92.4	98.3	103.5	101.1	102.9	108.9	108.0	105.3	97.2
1962	97.9	99.3	99.1	96.4	106.5	109.1	109.0	110.9	113.4	109.5	106.6	100.3
1963	98.6	104.0	104.3	104.0	116.1	114.3	104.7	111.4	121.9	117.6	117.6	112.4
1964	117.0	119.0	114.8	121.1	128.6	134.8	125.6	126.7	130.8	131.4	129.3	120.0
1965	125.3	124.3	126.6	126.0	131.4	134.8	130.6	135.1	140.3	135.2	137.1	132.7
1966	126.9	131.5	133.3	135.4	141.0	144.5	124.9	136.9	142.4	145.3	141.1	135.0
1967	133.9	134.3	135.9	140.1	148.5	152.3	141.2	149.5	151.5	155.5	151.7	148.5
1968	136.9	146.5	149.1	151.3	156.7	158.4	152.2	151.8	156.5	161.3	157.2	154.0
1969	150.5	154.7	159.0	157.4	149.1	144.8	134.7	134.2	145.8	148.9	155.2	163.7

SEASONALLY ADJUSTED -- DÉSAISONNALISÉ

1946	26.7	26.2	26.5	27.0	26.4	26.5	26.9	27.3	27.5	26.3	26.4	26.3
1947	26.8	25.3	26.4	25.9	26.4	28.8	29.8	29.7	28.7	29.9	29.0	29.6
1948	28.3	28.2	29.5	32.8	31.8	31.7	33.7	33.7	33.2	33.2	34.0	33.6
1949	34.5	33.1	32.7	32.5	34.3	34.3	35.8	37.4	37.0	36.8	36.3	37.7
1950	35.8	38.4	38.7	37.8	37.7	37.8	38.2	36.7	39.4	40.3	42.0	40.1
1951	42.3	41.3	40.9	41.8	44.3	45.7	44.2	46.0	44.5	44.0	43.9	43.9
1952	44.3	43.1	44.6	45.9	47.1	46.7	46.5	47.0	47.5	48.3	47.1	49.0
1953	49.6	49.1	49.8	52.3	50.5	50.7	52.3	51.1	52.1	48.8	50.9	51.2
1954	54.2	56.4	53.3	54.1	53.9	54.7	55.4	56.6	57.7	57.8	58.4	60.3
1955	60.3	61.1	62.8	58.9	63.6	65.4	67.1	68.2	67.2	70.9	72.6	70.2
1956	73.8	72.2	73.9	73.6	74.9	76.0	76.4	79.1	77.7	79.7	84.0	78.0
1957	77.6	79.9	82.8	86.2	87.0	86.4	85.0	87.8	86.6	83.7	81.5	94.2
1958	86.6	88.6	85.7	91.6	85.6	83.5	86.7	85.3	87.5	84.7	85.8	87.6
1959	90.6	93.4	94.3	96.2	92.9	94.6	98.6	98.1	101.3	101.4	102.0	101.0
1960	99.7	100.0	101.7	95.3	97.2	96.4	98.2	96.1	96.0	94.7	95.0	94.6
1961	98.7	98.9	93.8	97.3	98.5	99.2	100.5	101.1	102.5	103.5	103.5	102.1
1962	101.9	100.5	102.5	101.5	105.1	103.0	107.3	108.2	106.5	105.2	105.3	105.7
1963	102.9	107.1	109.5	108.8	113.2	108.3	104.3	109.7	114.7	113.4	116.8	119.4
1964	124.7	123.3	120.8	124.9	124.9	127.5	124.6	124.2	123.2	126.2	127.8	125.8
1965	133.2	129.1	132.2	129.1	127.1	128.5	130.0	133.0	134.6	129.6	135.7	138.6
1966	136.2	137.4	139.1	138.0	136.7	138.0	126.5	134.8	136.7	139.1	139.3	139.1
1967	142.1	139.7	141.5	142.2	144.8	147.4	142.1	148.3	147.8	149.1	150.8	152.2
1968	147.0	152.0	154.6	153.1	151.5	152.0	153.5	152.6	152.7	154.0	155.1	154.4
1969	158.9	158.9	160.4	158.1	145.0	142.3	137.2	134.0	142.7	144.5	152.7	163.1

PRODUCTION, ELECTRIC POWER, GAS AND WATER UTILITIES, VOLUME INDEX -- INDICE DU VOLUME DE LA PRODUCTION D'ÉNERGIE ÉLECTRIQUE, DE GAZ ET D'EAU

(1961 = 100)

YEAR → ANNÉE	J	F	M	A	M	J	J	A	S	O	N	D
NOT ADJUSTED FOR SEASONALITY -- NON DÉSAISONNALISÉ												
1946	25.9	25.7	24.9	25.1	24.9	24.4	23.4	23.6	23.8	25.4	26.8	27.1
1947	25.5	27.5	27.5	27.9	27.8	28.4	29.1	29.9	29.9	29.1	29.2	29.1
1948	30.7	30.8	30.6	30.3	30.2	29.8	28.3	28.5	29.0	30.0	30.5	31.1
1949	31.8	32.4	32.3	32.4	31.3	31.0	29.1	29.8	30.6	31.1	33.4	33.9
1950	35.3	36.1	35.4	35.4	34.8	34.3	32.9	33.8	35.3	36.9	39.3	40.0
1951	41.3	42.1	41.3	40.9	40.3	39.6	37.6	38.0	38.6	42.1	44.5	44.6
1952	46.6	47.1	45.9	44.7	43.8	42.5	40.7	41.1	43.0	45.2	45.7	47.2
1953	50.2	50.2	48.6	47.4	45.7	44.7	42.2	41.9	43.9	46.7	48.9	50.7
1954	51.7	52.5	52.0	50.6	48.8	48.8	46.2	46.5	49.3	52.8	56.1	57.9
1955	59.3	60.8	60.0	56.8	54.8	54.5	51.2	53.4	55.5	58.0	64.3	65.9
1956	65.7	66.6	64.7	63.1	62.9	61.5	58.7	60.4	62.5	67.8	70.0	71.8
1957	74.0	74.7	71.2	69.6	66.5	63.4	63.1	62.3	65.0	70.7	76.3	77.6
1958	81.0	83.0	78.7	75.8	72.4	70.0	67.8	67.5	70.9	76.3	82.9	89.1
1959	91.6	93.5	88.4	87.0	82.0	80.0	75.2	76.0	81.9	88.1	96.8	98.9
1960	102.2	104.3	102.0	95.2	90.0	87.7	81.4	84.4	88.8	91.3	100.0	105.0
1961	108.7	110.0	103.7	100.3	96.7	92.4	86.3	88.7	93.8	99.4	107.1	112.8
1962	120.4	122.0	116.0	108.9	105.3	99.3	91.7	96.2	97.5	102.1	111.5	114.6
1963	135.2	126.7	117.0	111.3	106.9	100.8	95.8	97.7	102.2	109.3	123.6	133.2
1964	137.7	135.2	131.1	127.9	114.2	111.0	105.8	105.6	113.4	120.5	132.2	145.6
1965	149.7	152.3	143.7	137.3	123.0	117.5	110.1	114.2	122.4	133.7	147.9	156.2
1966	166.9	168.6	159.3	149.6	140.3	132.6	120.9	127.7	134.1	142.6	160.9	170.0
1967	180.4	187.3	175.7	164.4	154.8	144.1	133.9	139.2	143.0	156.2	173.6	183.5
1968	201.3	198.8	184.6	171.5	162.9	155.5	147.8	150.8	155.3	169.1	188.4	207.0
1969	222.2	218.7	203.9	191.6	177.6	168.4	159.5	162.0	170.5	184.6	204.1	221.8

SEASONALITY SAISONNÉ

1946	25.1	24.8	24.5	24.7	24.7	24.7	24.5	24.7	24.8	25.6	26.7	26.8
1947	24.5	26.2	26.8	27.3	27.5	28.7	30.5	31.1	30.9	29.6	29.1	28.8
1948	29.4	29.3	29.6	29.6	30.0	30.2	30.0	30.2	30.2	30.4	30.2	30.6
1949	30.2	30.4	31.0	31.4	31.5	31.9	32.0	32.2	32.2	32.0	32.4	32.7
1950	33.3	33.6	33.9	34.4	35.0	35.4	36.1	36.6	37.2	37.6	38.1	38.5
1951	38.7	39.1	39.6	40.0	40.5	41.0	41.3	41.5	40.8	42.6	43.1	42.9
1952	43.5	43.7	43.8	43.9	44.3	44.2	44.8	45.2	45.6	45.7	46.3	45.2
1953	46.8	46.4	46.1	46.5	46.5	46.6	46.7	46.4	46.6	47.1	47.2	48.1
1954	48.0	48.2	49.2	49.8	50.0	51.1	51.5	51.6	52.7	53.2	53.8	54.4
1955	55.2	56.0	56.7	56.2	56.2	57.1	57.1	58.9	59.2	58.4	61.4	61.6
1956	60.7	61.0	61.4	62.4	64.6	65.0	65.6	66.9	67.0	68.2	66.7	67.1
1957	68.0	67.8	67.8	68.7	68.4	67.6	70.6	69.6	70.1	71.4	72.6	72.2
1958	73.9	74.7	74.5	74.6	74.5	74.9	76.3	76.0	76.6	77.6	78.9	82.3
1959	82.4	83.0	82.9	85.4	84.9	85.8	86.2	86.6	89.1	90.8	92.3	91.1
1960	91.7	92.3	94.8	93.3	93.0	94.2	94.1	96.3	96.3	94.7	95.7	96.6
1961	96.3	96.4	96.4	97.9	100.3	100.2	100.4	101.9	102.9	103.9	103.0	103.9
1962	105.5	106.1	107.0	106.1	109.1	108.0	107.4	111.3	107.9	106.9	107.3	105.2
1963	108.6	109.0	107.3	108.1	111.4	110.9	113.2	113.7	113.3	114.3	118.7	121.7
1964	118.9	117.0	120.0	123.7	119.3	123.1	125.9	124.0	127.0	126.8	126.7	132.2
1965	128.6	130.2	130.6	132.4	128.9	130.8	132.0	134.3	137.7	140.9	141.3	141.4
1966	143.8	143.9	144.6	144.6	147.0	147.5	145.0	149.8	150.6	149.9	153.3	153.9
1967	155.3	160.1	158.8	158.7	162.3	161.5	162.0	164.5	160.6	164.0	165.4	165.5
1968	172.2	168.3	167.2	166.8	171.2	174.3	178.7	177.9	176.7	178.5	179.7	186.7
1969	184.6	185.1	185.4	186.6	186.6	188.0	192.3	191.7	194.7	196.3	196.1	197.4

INDUSTRIAL COMPOSITE EMPLOYMENT INDEX -- INDEX SYMÉTRIQUE DE L'EMPLOI INDUSTRIEL

(1961 = 100)

YEAR -- ANNÉE	J	F	M	A	M	J	J	A	S	O	N	D
	NOT ADJUSTED FOR SEASONALITY -- NON DÉSAISONNALISÉ											
1961	95.0	95.0	94.4	95.5	99.3	102.7	103.6	104.7	104.0	103.6	102.5	99.3
1962	97.0	96.6	97.0	97.7	102.1	105.2	105.9	106.9	106.3	105.3	104.3	101.0
1963	98.8	98.3	98.6	99.9	103.3	106.5	106.6	108.6	108.6	107.8	106.9	104.2
1964	102.5	102.2	102.6	103.3	107.1	110.7	111.3	113.2	113.0	111.7	111.7	108.8
1965	107.2	107.2	108.4	109.4	113.2	116.7	117.7	119.7	119.1	118.6	118.7	115.9
1966	114.4	114.5	115.0	116.7	120.3	124.4	123.9	125.7	124.7	124.2	123.8	120.3
1967	119.0	118.3	118.6	119.3	122.3	125.3	125.8	127.0	125.9	124.8	124.3	120.5
1968	118.5	117.1	118.0	119.3	122.6	124.6	124.0	126.9	126.7	126.0	125.7	122.7
1969	121.4	122.0	122.7	123.4	127.0	130.2	129.1	131.1	130.3	130.0	130.1	126.5

SEASONALLY ADJUSTED INDEX = 13 -- DÉSAISONNALISÉ (1961 = 13)

1961	99.0	99.1	98.4	99.0	99.5	99.9	100.7	100.5	100.3	101.1	101.1	101.1
1962	101.0	100.7	101.0	101.2	102.3	102.3	102.9	102.6	102.6	102.8	102.9	102.8
1963	102.7	102.4	102.6	103.3	103.5	103.6	103.7	104.2	104.9	105.3	105.5	106.0
1964	106.6	106.5	106.7	106.7	107.3	107.7	108.3	108.8	109.4	109.3	110.3	110.7
1965	111.2	111.5	112.5	112.8	113.3	113.6	114.7	115.2	115.5	116.2	117.2	118.0
1966	118.5	119.0	119.2	120.1	120.4	121.2	120.9	121.1	121.1	121.8	122.3	122.4
1967	123.2	122.8	122.8	122.6	122.3	122.1	122.9	122.4	122.4	122.4	122.7	122.6
1968	122.5	121.3	122.0	122.6	122.7	121.5	121.3	122.5	123.3	123.6	124.1	124.8
1969	125.5	126.2	126.7	126.8	127.0	127.0	126.3	126.6	126.8	127.5	128.5	128.7

EMPLOYMENT INDEX IN MANUFACTURING -- INDICE DE L'EMPLOI DANS LA FABRICATION

(1961 = 100)

YEAR
ANNÉE

	J	F	M	A	M	J	J	A	S	O	N	D
	NOT ADJUSTED FOR SEASONALITY -- NON DÉSAISONNALISÉ											
1961	96.1	96.3	96.5	96.9	99.6	102.2	101.8	103.7	103.4	102.7	101.7	99.0
1962	99.5	100.0	100.5	101.2	104.3	106.7	105.8	107.7	107.6	106.0	105.0	101.5
1963	102.2	102.7	103.2	103.9	106.2	108.6	106.8	109.6	109.7	108.7	107.6	105.6
1964	106.7	107.2	107.8	108.2	110.7	113.2	111.9	115.2	115.1	112.7	113.4	111.0
1965	111.7	111.9	113.5	113.7	116.4	119.2	118.5	120.6	121.1	120.6	120.6	118.5
1966	119.1	119.9	120.6	121.0	123.6	126.6	124.0	127.3	126.8	126.0	125.1	121.6
1967	122.1	122.0	122.0	121.7	122.9	124.7	124.3	126.7	125.5	123.3	123.2	119.8
1968	119.7	117.7	119.4	120.2	121.9	123.3	121.8	125.3	125.8	124.6	124.0	121.4
1969	121.8	122.5	123.2	123.6	126.2	128.9	125.3	127.9	127.9	126.4	126.4	123.3

SEASONALLY ADJUSTED (M3 = 1) -- DÉSAISONNALISÉ (M3C = 1)

1961	98.4	98.5	98.5	98.6	99.2	99.7	101.0	100.6	100.6	101.4	101.5	101.9
1962	101.9	102.2	102.5	103.0	103.9	104.1	105.0	104.5	104.7	104.7	104.8	104.4
1963	104.6	104.9	105.2	105.7	105.8	106.0	106.0	106.3	106.8	107.4	107.3	108.5
1964	109.2	109.5	109.9	110.0	110.3	110.6	111.2	111.9	112.3	111.4	113.1	113.9
1965	114.2	114.2	115.5	115.5	116.0	116.5	117.9	117.2	118.3	119.3	120.2	121.5
1966	121.7	122.3	122.6	122.9	123.2	123.9	123.5	123.7	123.9	124.6	124.6	124.5
1967	124.8	124.5	124.1	123.5	122.5	122.1	123.9	123.1	122.7	121.8	122.7	122.6
1968	122.3	120.0	121.4	122.1	121.7	120.8	121.6	121.8	123.0	123.1	123.5	124.1
1969	124.4	124.9	125.2	125.5	125.8	126.4	125.1	124.3	124.1	125.1	125.9	126.1

EMPLOYMENT INDEX IN NON-DURABLE MANUFACTURING -- INDICE DE L'EMPLOI DANS LE FABRICATON NON DURABLE

(1961 = 100)

YEAR -- ANNÉE	J	F	M	A	M	J	J	A	S	O	N	D
	NOT ADJUSTED FOR SEASONALITY -- NON DÉSAISONNALISÉ											
1961	96.1	96.2	96.2	96.5	98.9	101.5	102.7	104.6	104.9	102.6	101.5	97.9
1962	98.5	98.7	98.9	99.6	101.8	104.3	104.8	107.3	106.3	104.1	102.8	98.6
1963	99.2	99.6	99.9	100.6	102.7	105.5	105.5	108.2	107.4	105.6	104.6	101.5
1964	102.5	102.7	103.1	103.5	106.0	108.5	109.2	111.8	111.0	108.6	107.8	104.7
1965	104.9	105.4	106.0	106.4	109.1	111.9	113.3	116.3	114.6	112.7	112.0	109.0
1966	109.6	110.2	110.8	111.1	113.8	117.2	116.7	119.9	118.4	117.0	115.6	111.3
1967	112.0	111.8	111.8	111.6	114.0	116.8	117.0	119.3	117.4	115.4	114.6	110.7
1968	111.1	111.2	111.6	112.1	113.8	116.0	116.7	118.4	118.1	116.4	115.3	111.7
1969	112.2	112.8	112.9	113.2	116.0	119.0	118.2	121.0	119.5	117.7	115.9	112.6

SEASONALLY ADJUSTED (1961 = 100) -- DÉSAISONNALISÉ (1961 = 100)

1961	99.1	99.1	99.0	98.9	99.3	99.4	100.1	99.9	101.2	101.1	101.3	101.4
1962	101.5	101.6	101.7	102.0	102.2	102.1	102.2	102.5	102.6	102.6	102.6	102.1
1963	102.2	102.6	102.7	103.0	103.0	103.3	102.9	103.3	103.7	104.1	104.3	104.9
1964	105.7	105.8	106.0	106.1	106.3	106.2	106.5	106.8	107.3	107.2	107.6	108.3
1965	108.1	108.5	108.9	109.0	109.4	109.5	110.5	111.1	110.9	111.3	111.8	112.7
1966	112.9	113.4	113.7	113.8	114.0	114.6	113.9	114.6	114.7	115.6	115.4	115.1
1967	115.3	114.9	114.7	114.2	114.2	114.3	114.2	114.0	113.8	114.0	114.4	114.4
1968	114.5	114.3	114.5	114.7	114.2	113.5	113.9	113.2	114.5	115.0	115.1	115.4
1969	115.6	116.0	115.8	115.8	116.1	116.5	115.4	115.7	115.9	116.3	115.7	116.4

EMPLOYMENT INDEX TO DURABLE MANUFACTURING -- INDICE DE L'EMPLOI DANS LA FABRICATION DURABLE

(1961 = 100)

YEAR
ANNÉE

	J	F	M	A	M	J	J	A	S	O	N	D
NOT ADJUSTED FOR SEASONALITY -- NON DÉSAISONNALISÉ												
1961	96.2	96.4	96.9	97.4	100.6	103.0	100.9	102.8	101.7	102.9	102.0	100.2
1962	100.9	101.5	102.5	103.8	107.4	109.7	107.1	108.1	109.2	108.3	107.6	105.1
1963	105.8	106.5	107.2	108.0	110.6	112.4	108.5	111.3	112.6	112.7	111.3	110.7
1964	111.9	112.8	113.7	114.0	116.6	119.2	115.2	119.4	120.2	117.8	120.5	118.9
1965	120.3	120.0	122.8	122.8	125.5	128.3	125.1	125.9	129.2	130.5	131.3	130.2
1966	131.1	131.9	132.7	133.3	135.9	138.4	133.1	136.6	137.2	137.2	137.0	134.3
1967	134.7	134.7	134.7	134.1	133.9	134.4	133.4	136.0	135.4	133.1	133.8	131.0
1968	130.4	125.8	129.0	130.2	131.9	132.4	128.2	133.8	135.3	134.7	134.8	133.4
1969	133.6	134.6	135.9	136.5	138.8	141.1	134.1	136.4	136.4	137.7	139.5	136.5

SEASONALLY ADJUSTED (1961 = 1) -- RÉSAISONNALISÉ (1961 = 1)

1961	97.8	97.8	98.0	99.3	99.3	100.0	102.1	101.6	100.1	101.9	101.9	102.5
1962	102.5	102.9	103.5	104.7	106.0	106.5	108.4	106.8	107.6	107.2	107.5	107.4
1963	107.4	107.9	108.2	108.8	109.3	109.3	109.9	110.0	111.1	111.6	111.0	112.8
1964	113.6	114.3	114.6	114.9	115.4	116.2	116.8	118.1	118.8	116.7	120.1	121.0
1965	121.9	121.4	123.7	123.6	124.3	125.3	127.0	124.5	127.8	129.3	130.7	132.2
1966	132.8	133.4	133.6	134.1	134.8	135.5	135.3	135.0	135.7	135.8	136.2	136.1
1967	136.4	136.3	135.8	134.9	132.9	131.8	135.7	134.3	133.8	131.7	132.9	132.6
1968	122.0	127.2	130.0	131.1	131.1	130.1	130.5	132.1	133.6	133.2	133.8	134.9
1969	135.3	136.2	137.0	137.4	137.9	138.7	136.6	134.7	134.4	136.1	138.5	138.0

EMPLOYMENT INDEX IN TRADE -- INDICE DE L'EMPLOI DANS LE COMMERCE

(1961 = 100)

YEAR -- ANNÉE	J	F	M	A	M	J	J	A	S	O	N	D
	NOT ADJUSTED FOR SEASONALITY -- NON DÉSAISONNALISÉ											
1961	96.5	94.3	96.9	97.1	98.4	99.0	98.2	98.5	100.9	102.6	107.0	110.3
1962	98.5	96.0	97.4	99.7	100.7	101.6	101.4	101.2	101.7	103.3	107.1	111.7
1963	99.2	97.2	99.0	100.5	101.8	103.4	104.0	102.4	106.1	107.8	113.4	117.6
1964	104.7	103.6	106.1	105.3	106.9	108.1	106.3	107.6	111.7	113.9	119.5	121.5
1965	109.6	110.0	111.0	113.6	114.4	115.3	113.2	113.7	118.4	120.3	125.9	128.8
1966	118.8	117.3	118.7	122.6	123.9	125.6	123.3	123.4	124.7	127.4	134.0	137.3
1967	125.1	121.6	123.9	125.1	126.1	127.7	124.9	124.9	128.8	131.9	138.7	142.3
1968	128.8	126.5	128.1	129.8	131.0	131.7	129.0	129.9	133.6	136.7	144.7	148.6
1969	136.0	134.5	136.3	137.1	138.3	140.2	135.6	137.3	142.5	145.3	151.7	153.6

SEASONALLY ADJUSTED (MCD = 1) -- DÉSAISONNALISÉ (MCD = 1)

1961	99.5	99.4	99.7	99.3	99.5	99.4	100.3	100.7	100.3	100.6	100.5	100.4
1962	100.4	100.2	100.4	101.4	101.7	101.6	101.6	101.4	101.2	101.5	101.3	101.9
1963	101.7	101.6	101.8	102.0	102.5	103.2	103.5	104.1	104.7	105.0	105.6	106.1
1964	106.1	106.7	107.7	106.0	106.8	107.0	107.9	108.8	109.4	110.1	110.7	110.0
1965	110.6	112.4	112.4	113.2	113.5	113.8	114.2	114.9	116.0	116.4	116.8	116.9
1966	118.9	120.0	120.3	121.7	122.1	122.8	123.3	123.6	122.2	123.0	123.7	124.0
1967	124.6	124.2	124.7	124.7	125.2	125.8	125.9	125.9	126.3	126.9	127.3	127.7
1968	127.7	127.9	127.9	128.2	128.7	128.5	128.6	129.6	129.8	130.5	131.9	132.6
1969	133.8	135.2	135.7	135.5	135.7	136.3	135.0	136.6	138.2	138.9	139.1	138.4

EMPLOYMENT INDEX IN SERVICE INDUSTRIES -- INDICE DE L'EMPLOI DANS LES SERVICES

(1961 = 100)

YEAR
ANNÉE

	J	F	M	A	M	J	J	A	S	O	N	D
	NOT ADJUSTED FOR SEASONALITY -- NON DÉSAISONNALISÉ											
1961	94.1	94.5	95.4	96.7	100.3	104.3	105.8	108.0	103.2	100.6	99.1	97.5
1962	95.8	95.9	97.1	98.4	101.9	106.7	107.6	110.4	104.9	101.8	100.4	98.9
1963	98.4	98.9	99.8	101.6	105.3	110.2	111.6	115.1	110.3	108.2	106.8	104.7
1964	104.6	106.1	107.2	108.9	113.5	118.5	121.5	124.9	120.0	118.3	117.0	114.6
1965	115.0	116.1	118.1	121.0	125.3	130.3	133.1	135.3	131.0	129.3	129.1	126.8
1966	127.7	129.4	131.2	133.6	137.9	143.4	145.8	149.2	145.5	143.6	142.5	139.4
1967	140.3	142.0	143.7	147.0	154.8	160.7	163.1	164.4	160.4	158.6	153.0	149.2
1968	148.0	148.4	149.2	151.5	157.3	160.9	163.9	166.1	164.4	162.8	160.1	155.7
1969	157.8	160.2	161.7	163.4	171.3	178.5	181.8	184.3	179.2	179.3	175.3	169.3

SEASONALLY ADJUSTED (M/C = 1) -- DÉSAISONNALISÉ (M/C = 1)

1961	98.8	98.8	99.3	99.5	99.8	99.8	100.2	100.2	100.4	100.5	100.8	101.5
1962	100.5	100.3	101.0	101.2	101.3	102.1	101.9	102.5	102.1	101.7	102.1	103.0
1963	103.2	103.3	103.7	104.4	104.7	105.6	105.7	107.0	107.3	108.0	108.4	109.0
1964	109.7	110.9	111.4	111.8	112.8	113.7	115.2	116.5	116.8	118.0	118.7	119.4
1965	120.5	121.2	122.6	124.1	124.5	125.2	126.4	126.6	127.5	128.7	130.8	132.2
1966	133.7	135.0	136.1	137.0	136.8	137.9	138.6	140.1	141.7	142.6	144.2	145.5
1967	146.7	148.0	149.1	150.7	153.5	154.6	155.1	154.8	156.1	157.0	154.6	155.6
1968	154.9	154.7	154.9	155.5	155.9	154.8	155.9	156.7	159.0	160.8	161.6	162.9
1969	165.1	167.0	168.0	167.8	169.7	171.8	173.0	174.0	174.4	177.0	177.0	176.3

EMPLOYMENT INDEX IN TRANSPORTATION, COMMUNICATION, ETC. -- INDICE DE L'EMPLOI DANS LES TRANSPORTS, LES COMMUNICATIONS, ETC.

(1961 = 100)

YEAR ANNÉE	F	F	M	A	M	J	J	A	S	O	N	D
	NOT ADJUSTED FOR SEASONALITY -- NON DÉSAISONNALISÉ											
1961	93.9	94.2	94.9	97.9	100.5	103.0	104.5	104.7	103.7	102.3	101.3	98.0
1962	94.1	94.0	94.6	96.5	100.5	101.7	105.3	105.2	103.0	101.9	101.2	97.8
1963	94.8	94.0	94.4	97.1	100.3	102.3	104.6	105.5	103.9	102.5	101.8	99.5
1964	96.0	95.4	96.6	98.9	101.4	104.5	106.3	106.8	105.4	103.7	102.3	101.0
1965	97.7	98.1	99.1	100.6	103.5	106.1	108.6	109.5	107.8	106.2	106.1	103.4
1966	100.6	100.2	100.4	103.6	106.0	110.2	112.0	111.9	110.4	109.0	108.3	107.3
1967	105.6	105.5	106.6	109.0	112.3	115.3	116.5	115.9	113.7	112.4	111.8	108.1
1968	106.1	105.4	105.6	107.7	109.6	110.3	108.2	114.2	113.0	111.5	110.9	109.5
1969	108.0	108.7	109.1	108.9	114.1	115.2	115.6	117.2	114.9	112.7	112.5	109.9

SEASONALLY ADJUSTED (MCD = 3) -- DÉSAISONNALISÉ (MDC = 3)

1961	100.0	100.9	99.3	100.7	100.8	101.0	101.2	101.3	100.9	100.8	100.7	100.1
1962	99.7	99.8	99.5	97.3	100.7	99.3	100.7	100.4	100.2	100.7	100.8	100.3
1963	100.6	99.9	99.4	100.5	100.8	100.1	100.4	101.0	101.3	101.4	101.7	101.7
1964	101.5	101.0	101.4	100.5	100.7	102.1	102.0	102.2	102.8	102.8	102.3	103.4
1965	102.9	103.6	104.1	103.7	104.0	103.7	104.5	105.1	105.3	105.7	106.3	106.1
1966	105.9	105.7	105.4	106.5	106.5	108.0	108.2	107.7	108.2	108.9	108.8	110.4
1967	110.2	110.4	111.1	111.1	111.7	112.0	111.9	110.8	110.5	111.2	111.4	110.4
1968	110.6	110.1	110.0	109.6	109.0	107.2	104.1	109.3	109.9	110.4	110.5	111.8
1969	112.5	112.9	113.1	110.8	113.4	112.0	111.3	112.3	111.6	111.6	112.2	112.2

EMPLOYMENT INDEX IN CONSTRUCTION -- INDICE DE L'EMPLOI DANS LA CONSTRUCTION

(1961 = 100)

YEAR ANNÉE	J	F	M	A	M	J	J	A	S	O	N	D
NOT ADJUSTED FOR SEASONALITY -- NON SAISONNALISÉ												
1961	79.2	79.7	79.5	82.5	102.0	111.3	119.1	124.3	117.2	115.0	104.7	85.4
1962	81.0	79.6	82.6	88.8	104.8	114.9	120.6	122.4	119.8	116.0	106.3	85.2
1963	82.0	80.5	83.3	90.8	104.0	110.1	114.7	118.3	118.6	115.4	106.5	87.1
1964	87.0	85.1	84.9	93.0	106.4	112.9	120.6	122.6	122.4	122.3	115.1	95.9
1965	96.1	94.6	97.1	104.1	118.9	128.6	134.7	139.3	138.2	138.5	131.5	114.6
1966	111.1	111.2	112.4	121.6	135.2	144.7	150.5	149.9	147.6	147.3	138.8	115.2
1967	114.7	110.8	110.1	115.6	123.3	128.0	133.5	135.4	133.7	132.6	125.5	103.4
1968	124.1	122.6	124.4	111.5	123.1	128.5	133.0	135.3	133.9	131.9	123.6	103.1
1969	122.6	124.8	124.7	111.3	114.4	121.6	130.1	136.3	134.8	133.3	126.0	106.8

SEASONALLY ADJUSTED (CNS = 3) -- SAISONNALISÉ (CNS = 3)

1961	95.5	96.6	96.6	96.3	98.7	102.9	102.3	102.0	101.2	102.1	100.8	100.1
1962	97.7	98.7	100.5	99.5	102.3	103.8	104.1	102.7	103.0	102.1	101.6	102.4
1963	97.7	97.0	100.1	100.7	100.7	99.2	99.0	100.2	101.9	101.7	101.4	100.6
1964	102.1	100.9	100.3	101.7	102.5	102.8	103.9	104.0	105.3	107.3	108.6	109.9
1965	111.2	110.8	112.4	112.3	114.2	115.9	119.2	118.5	119.2	121.4	123.4	129.9
1966	126.4	128.3	128.0	129.9	129.7	130.2	130.1	127.8	127.3	129.1	129.9	130.1
1967	132.1	129.2	126.7	125.2	122.3	118.9	119.2	119.0	119.0	120.1	120.8	118.9
1968	119.7	119.3	119.6	120.3	122.2	119.7	119.2	119.1	119.4	119.4	119.0	118.5
1969	119.0	121.5	119.8	119.9	119.6	112.4	117.7	120.8	120.2	120.8	121.3	122.4

EMPLOYMENT INDEX IN MINING -- TRENDS IN AVERAGE MONTHLY EMPLOYMENT

(1961 = 100)

YEAR	J	F	M	A	M	J	J	A	S	O	N	D
NON ADJUSTED FOR SEASONALITY -- NON DÉSAISONNÉ												
1961	97.0	98.4	97.3	96.3	101.4	103.2	104.0	103.0	100.9	100.3	99.4	98.0
1962	96.7	96.4	96.8	96.3	100.4	103.1	104.0	103.5	101.4	99.6	97.9	96.2
1963	96.6	96.4	95.4	94.1	97.5	100.6	101.2	101.1	98.9	98.8	97.2	95.9
1964	96.0	96.4	92.8	95.8	98.5	102.5	104.2	101.2	99.8	100.0	98.8	98.6
1965	99.5	100.5	102.0	100.1	104.9	109.7	110.5	110.1	107.1	105.9	106.5	105.1
1966	106.0	106.0	106.1	104.6	107.8	112.0	102.9	111.4	107.6	106.6	106.7	105.1
1967	106.3	106.5	107.8	104.8	108.9	112.5	113.6	113.5	110.0	108.6	108.8	107.2
1968	108.2	107.6	109.2	107.2	110.9	113.3	114.7	112.6	110.4	110.0	109.7	108.3
1969	109.8	113.4	111.8	102.8	107.6	111.7	105.9	104.5	103.6	101.4	111.4	111.2

SEASONALLY ADJUSTED (MCP=3) -- DÉSAISONNÉ (MCP=3)

1961	100.1	100.3	99.7	99.8	101.1	99.7	99.8	99.4	99.6	99.8	100.6	100.5
1962	98.8	98.2	99.0	99.7	100.1	99.6	99.8	99.9	100.2	99.2	99.0	98.7
1963	98.7	98.2	97.4	97.4	97.3	97.2	97.1	97.6	98.9	98.5	98.3	98.3
1964	98.1	98.2	94.5	99.2	98.4	99.0	100.0	97.7	99.0	100.0	99.9	101.1
1965	101.5	102.2	103.5	103.5	104.8	105.0	106.1	106.4	106.5	106.1	107.7	107.8
1966	108.0	107.7	107.3	108.1	107.7	108.3	98.8	107.7	107.2	107.0	107.9	107.8
1967	108.1	108.0	108.9	108.1	108.9	108.9	109.1	109.7	109.7	109.0	109.9	109.9
1968	110.1	109.1	110.2	110.6	110.9	109.7	110.2	108.9	110.2	110.5	110.9	111.0
1969	111.7	111.9	112.5	112.2	107.6	108.2	101.4	100.1	101.5	101.9	112.7	114.0

CATALOGUE NO.

11-206

ANNUAL - ANNUEL

Annual Supplement
to the
Canadian Statistical Review
(Selected economic indicators)

-

Supplément Annuel
à la
Revue Statistique du Canada
(Certains indicateurs économiques)

1969

ERRATA

Table - T-1-5

The english title should read:
UNEMPLOYMENT RATE.

Tableau - T-1-5


Le titre anglais devrait lire:
UNEMPLOYMENT RATE.

Tables - T-4-1 and T-4-2

The data are based on the 1948
S.I.C. Data based on the 1960 S.I.C.
will be published in the December 11th
issue of the Weekly Supplement to the
Canadian Statistical Review.

Tableaux - T-4-1 et T-4-2

Les données sont basées sur la C.T.I.
de 1948. Celles basées sur la C.T.I. de
1960 seront publiées dans l'édition du 11
décembre du Supplément hebdomadaire de la
Revue Statistique du Canada.



LEWIS INCOME - TOTAL - RÉMUNÉRATION DES SALARIÉS

(\$'000,000)

YEAR

ANNÉE

	J	F	M	A	M	J	J	A	S	O	N	D
	NOT ADJUSTED FOR SEASONALITY -- NON DÉSAISONNALISÉE											
1947	480.7	488.1	493.4	497.8	514.6	532.8	542.9	551.8	565.2	574.5	583.2	573.9
1948	566.4	578.1	571.5	583.7	601.9	626.2	633.0	640.9	657.0	658.8	658.3	638.3
1949	637.0	637.8	636.6	643.0	652.6	677.9	677.0	686.7	693.5	693.0	692.9	672.4
1950	653.1	660.8	669.4	677.0	699.9	728.3	732.4	729.7	764.5	770.3	776.3	767.1
1951	765.6	770.5	786.9	800.9	828.3	857.6	855.6	868.8	872.5	897.0	900.9	879.7
1952	871.6	883.1	897.1	893.4	916.6	928.9	939.0	958.5	980.7	986.0	990.8	972.2
1953	969.3	961.9	965.4	986.8	1,005.5	1,027.5	1,029.7	1,039.2	1,054.9	1,046.0	1,032.0	1,007.0
1954	983.4	994.1	990.1	1,001.4	1,021.0	1,057.7	1,061.5	1,065.2	1,081.9	1,078.7	1,070.1	1,046.4
1955	1,024.0	1,030.3	1,031.7	1,051.3	1,086.7	1,122.8	1,125.4	1,145.0	1,159.0	1,159.3	1,153.7	1,133.7
1956	1,116.5	1,137.2	1,148.2	1,177.6	1,223.1	1,278.4	1,285.7	1,297.6	1,322.2	1,321.1	1,310.5	1,271.8
1957	1,246.7	1,260.9	1,269.3	1,285.0	1,337.5	1,381.0	1,382.6	1,401.7	1,398.4	1,378.9	1,361.6	1,314.4
1958	1,289.1	1,302.8	1,311.4	1,335.7	1,390.2	1,420.3	1,416.4	1,418.7	1,438.5	1,418.3	1,407.4	1,372.5
1959	1,372.2	1,369.1	1,377.2	1,403.3	1,458.3	1,500.1	1,478.4	1,489.3	1,527.0	1,527.1	1,495.7	1,461.2
1960	1,445.1	1,446.8	1,450.0	1,474.9	1,521.7	1,568.9	1,556.2	1,568.9	1,593.7	1,572.7	1,547.7	1,498.8
1961	1,475.8	1,481.3	1,490.4	1,516.5	1,574.6	1,641.7	1,628.3	1,643.0	1,669.1	1,654.5	1,633.1	1,587.2
1962	1,576.4	1,583.2	1,602.9	1,628.0	1,691.0	1,741.4	1,728.4	1,744.6	1,768.9	1,754.7	1,731.2	1,681.9
1963	1,687.0	1,678.5	1,692.6	1,726.4	1,788.4	1,843.0	1,815.4	1,861.3	1,889.3	1,889.4	1,864.3	1,820.8
1964	1,816.9	1,825.8	1,839.5	1,870.8	1,941.7	1,996.0	1,982.7	2,018.1	2,073.6	2,053.3	2,035.0	1,980.0
1965	1,999.3	2,007.0	2,045.2	2,081.7	2,157.9	2,224.8	2,212.4	2,248.4	2,320.4	2,315.4	2,306.7	2,259.3
1966	2,258.0	2,301.9	2,334.0	2,381.9	2,453.8	2,527.6	2,517.3	2,546.3	2,601.7	2,617.5	2,587.9	2,532.9
1967	2,516.5	2,538.0	2,575.0	2,619.9	2,684.9	2,770.7	2,755.1	2,785.4	2,828.8	2,809.7	2,792.4	2,708.8
1968	2,718.1	2,726.0	2,758.7	2,819.8	2,919.3	2,979.5	2,991.7	3,034.4	3,089.5	3,070.7	3,095.2	3,026.8
1969	3,007.0	3,070.1	3,103.6	3,148.7	3,257.6	3,359.6	3,403.6	3,429.6	3,451.7	3,438.0	3,441.5	3,360.4

SEASONALLY ADJUSTED (MILLION) -- DÉSAISONNALISÉE (MILLIONS)

1947	497.4	500.7	510.7	514.7	521.6	524.9	535.4	541.7	547.5	558.2	568.2	577.8
1948	585.2	593.3	591.3	601.6	609.5	615.9	624.0	629.1	636.2	640.2	643.1	644.8
1949	657.4	656.8	657.9	660.5	659.1	665.3	667.2	673.0	671.0	674.7	678.2	679.2
1950	674.6	682.2	692.1	696.0	706.0	714.7	723.4	717.5	740.6	746.6	759.0	773.3
1951	788.8	794.3	812.9	827.4	835.6	842.5	845.3	853.3	864.2	872.2	880.8	886.8
1952	899.8	911.4	928.0	918.8	921.5	910.9	922.3	939.2	949.2	960.6	973.2	983.0
1953	1,002.4	993.1	998.4	1,013.0	1,010.7	1,007.6	1,011.1	1,015.5	1,019.1	1,018.4	1,016.5	1,019.4
1954	1,019.4	1,027.1	1,025.8	1,027.6	1,025.7	1,034.2	1,040.5	1,040.3	1,045.3	1,049.6	1,054.8	1,061.5
1955	1,065.2	1,067.0	1,070.7	1,080.3	1,091.3	1,094.1	1,100.3	1,114.9	1,118.5	1,128.5	1,138.5	1,153.7
1956	1,166.3	1,184.9	1,196.8	1,213.7	1,223.6	1,240.9	1,251.9	1,259.7	1,273.2	1,285.3	1,293.6	1,299.8
1957	1,302.8	1,313.9	1,323.0	1,322.4	1,332.2	1,338.7	1,345.8	1,360.0	1,345.4	1,342.3	1,347.3	1,344.2
1958	1,345.9	1,358.8	1,366.9	1,373.0	1,381.0	1,376.7	1,379.6	1,377.3	1,381.5	1,380.1	1,394.8	1,405.7
1959	1,431.3	1,427.0	1,433.1	1,441.5	1,448.8	1,453.4	1,444.0	1,448.3	1,445.2	1,448.3	1,483.0	1,499.0
1960	1,506.4	1,507.6	1,507.4	1,513.2	1,511.7	1,518.2	1,521.3	1,526.7	1,530.0	1,531.2	1,535.3	1,536.4
1961	1,536.1	1,542.5	1,546.7	1,554.9	1,564.9	1,588.2	1,595.6	1,599.8	1,604.8	1,613.1	1,620.6	1,628.3
1962	1,639.3	1,647.4	1,662.8	1,668.0	1,679.3	1,684.9	1,696.7	1,700.2	1,702.2	1,711.4	1,716.9	1,723.6
1963	1,750.4	1,744.8	1,753.9	1,767.2	1,774.7	1,785.1	1,789.4	1,818.3	1,820.0	1,833.7	1,848.0	1,861.8
1964	1,883.1	1,897.5	1,905.1	1,915.3	1,927.2	1,935.9	1,956.8	1,973.8	2,000.1	2,001.0	2,015.4	2,022.0
1965	2,071.2	2,086.4	2,119.8	2,132.5	2,142.0	2,159.8	2,182.4	2,205.5	2,237.4	2,254.7	2,281.6	2,305.1
1966	2,333.8	2,395.5	2,407.3	2,436.9	2,435.1	2,454.9	2,478.3	2,492.1	2,520.8	2,551.7	2,567.0	2,587.6
1967	2,612.7	2,618.0	2,647.0	2,667.1	2,673.1	2,695.0	2,710.9	2,732.2	2,750.0	2,743.5	2,767.3	2,768.3
1968	2,802.9	2,807.9	2,835.6	2,873.9	2,922.6	2,914.2	2,921.1	2,961.5	3,000.4	3,014.6	3,078.1	3,096.6
1969	3,119.4	3,168.3	3,194.9	3,215.0	3,258.5	3,273.8	3,330.2	3,338.3	3,355.2	3,365.0	3,413.2	3,439.4

WAGES AND SALARIES IN MANUFACTURING -- TRAITEMENTS ET SALAIRES DANS LA FABRICATION

(\$'000,000)

YEAR -- ANNÉE	J	F	M	A	M	J	J	A	S	O	N	D
NOT ADJUSTED FOR SEASONALITY -- NON DÉSAISONNALISÉS												
1947	163.3	166.0	167.4	169.4	173.0	174.8	178.9	181.1	185.6	189.9	193.7	189.2
1948	190.2	196.4	192.8	198.8	198.9	205.7	206.3	209.4	217.0	217.3	217.3	211.5
1949	213.8	214.0	214.2	213.5	209.5	215.6	214.1	217.5	220.4	219.6	218.8	213.5
1950	212.7	216.1	218.4	219.6	222.1	229.6	231.3	233.1	242.7	245.3	248.2	246.9
1951	252.7	254.8	260.2	266.1	269.4	276.6	276.7	280.7	285.8	284.0	284.5	278.8
1952	283.2	288.2	294.0	294.8	296.2	295.6	298.9	309.5	317.3	318.9	323.2	316.8
1953	321.5	326.6	330.1	328.1	330.1	332.3	330.4	333.7	337.8	333.3	329.1	321.4
1954	322.6	326.4	326.1	325.2	322.8	328.9	327.2	327.0	329.0	326.1	323.9	318.2
1955	320.6	329.7	333.2	338.4	343.4	349.1	348.0	356.4	359.0	359.6	358.9	351.4
1956	353.5	363.1	368.7	374.8	377.9	388.6	385.6	387.9	397.0	400.2	399.3	389.6
1957	393.0	393.9	399.6	399.8	404.3	411.8	410.0	410.5	412.3	409.1	404.0	389.6
1958	385.2	389.6	394.7	397.6	406.9	410.8	408.1	405.8	410.7	405.8	407.8	399.8
1959	407.6	408.3	411.5	415.2	426.9	435.6	425.4	429.1	440.1	442.4	429.0	425.0
1960	428.1	429.3	432.8	435.7	443.2	449.7	441.6	443.9	447.1	441.3	434.6	418.4
1961	420.2	422.6	424.1	427.6	437.9	453.2	446.8	454.8	460.1	458.8	454.8	444.5
1962	447.2	452.3	457.4	467.4	477.7	488.2	481.1	487.3	494.3	489.2	485.7	471.5
1963	475.2	479.1	484.5	493.5	504.5	513.2	499.8	513.5	522.5	522.0	523.3	513.6
1964	520.0	524.0	529.3	532.0	547.4	557.7	546.0	567.2	575.6	565.4	565.9	551.5
1965	566.1	564.4	583.2	587.3	600.0	614.2	601.2	614.2	626.4	636.3	639.0	630.0
1966	632.8	644.7	652.0	657.4	669.5	683.7	673.0	691.4	700.6	703.6	700.4	681.1
1967	683.5	689.0	697.0	701.1	710.6	722.7	719.1	733.4	739.8	732.9	733.7	718.1
1968	722.2	715.5	721.2	744.7	757.5	766.5	754.9	777.2	799.8	799.1	799.9	785.4
1969	790.3	803.2	815.9	819.6	841.0	859.3	846.2	850.6	868.3	863.9	870.6	855.9

SEASONALLY ADJUSTED (MCD=1) -- DÉSAISONNALISÉS (MDC=1)

1947	166.7	167.0	169.7	171.2	175.2	174.5	179.2	180.6	181.2	185.9	189.5	191.5
1948	193.6	197.5	195.0	200.8	201.9	205.0	206.6	208.9	211.9	213.0	213.4	214.3
1949	216.8	215.6	216.1	215.3	212.5	214.4	214.3	216.5	215.3	215.7	215.7	216.3
1950	215.6	217.9	220.0	221.2	224.8	227.8	231.3	232.2	237.2	241.8	245.7	250.9
1951	255.8	257.4	261.3	267.7	271.6	274.4	276.7	279.0	279.9	280.6	282.2	283.9
1952	286.9	290.5	294.4	296.0	297.7	293.3	298.6	307.4	311.1	315.8	321.6	323.6
1953	326.4	328.5	330.1	329.1	331.3	329.6	330.0	330.7	331.4	329.9	328.3	328.9
1954	328.8	328.3	326.7	325.8	323.7	325.3	326.2	323.7	323.2	322.5	323.2	326.0
1955	328.2	332.8	334.9	339.4	343.7	344.3	346.3	352.5	352.7	355.0	357.8	360.1
1956	363.1	368.7	372.1	376.7	377.6	382.1	383.0	383.7	389.6	394.4	396.7	398.4
1957	403.5	401.7	403.9	402.6	402.5	404.2	406.3	405.2	404.2	402.8	401.9	399.0
1958	395.1	398.8	400.1	401.4	404.1	402.5	404.1	400.3	401.4	399.0	406.3	409.8
1959	417.8	417.9	417.9	419.9	423.4	425.8	421.2	422.6	429.2	435.0	428.8	436.8
1960	438.9	439.3	440.1	440.2	439.3	438.6	437.7	436.5	435.2	434.2	434.5	431.3
1961	431.4	432.4	431.7	431.8	434.4	441.7	444.1	447.1	447.8	451.5	453.9	457.6
1962	459.3	462.5	465.4	471.3	473.5	476.0	480.0	479.3	481.3	482.1	484.2	484.4
1963	487.2	489.3	492.5	497.4	499.6	500.8	501.3	505.2	509.5	514.6	521.5	525.9
1964	532.1	534.6	537.3	536.8	541.9	544.9	549.7	558.0	561.7	557.7	564.0	563.3
1965	577.9	574.8	591.0	592.1	593.4	600.7	605.0	611.3	611.5	627.8	636.8	642.0
1966	644.4	659.5	658.8	663.7	664.0	668.0	677.8	682.0	686.5	693.2	696.6	695.4
1967	696.7	700.4	702.5	706.6	708.9	710.6	719.6	725.6	728.7	722.2	727.6	731.5
1968	739.4	728.1	730.5	752.9	757.1	754.7	755.6	764.2	782.5	785.5	792.2	801.1
1969	809.4	817.7	826.4	827.0	837.9	844.7	849.4	836.9	849.4	848.4	863.4	874.0

GÉNÉRALISÉMENT DES SALAIRES EN MANUFACTURIERS -- TOTAL -- GAIN HORAIRE MOYEN DANS LA FABRICATION

(DOLLARS)

YEAR
--
ANNÉE

	J	F	M	A	M	J	J	A	S	O	N	D
	NOT ADJUSTED FOR SEASONALITY -- NON DÉSAISONNALISÉ											
1961	1.82	1.82	1.83	1.84	1.84	1.83	1.82	1.82	1.82	1.84	1.84	1.88
1962	1.86	1.87	1.87	1.89	1.89	1.89	1.88	1.86	1.88	1.89	1.90	1.94
1963	1.93	1.93	1.93	1.95	1.95	1.95	1.93	1.93	1.95	1.96	1.98	2.01
1964	1.99	1.99	2.01	2.01	2.02	2.02	2.01	2.02	2.03	2.03	2.04	2.08
1965	2.08	2.08	2.11	2.12	2.11	2.11	2.09	2.09	2.13	2.15	2.16	2.18
1966	2.19	2.20	2.22	2.23	2.23	2.23	2.23	2.24	2.27	2.29	2.31	2.31
1967	2.33	2.35	2.37	2.38	2.38	2.39	2.40	2.40	2.43	2.45	2.46	2.50
1968	2.49	2.49	2.51	2.56	2.57	2.57	2.56	2.59	2.62	2.64	2.66	2.70
1969	2.71	2.72	2.74	2.75	2.77	2.78	2.77	2.78	2.82	2.84	2.88	2.92

SEASONALLY ADJUSTED (1967=1) -- DÉSAISONNALISÉ (1967=1)

1961	1.81	1.82	1.82	1.83	1.83	1.83	1.84	1.84	1.83	1.85	1.85	1.86
1962	1.85	1.87	1.86	1.88	1.88	1.89	1.90	1.88	1.89	1.90	1.91	1.92
1963	1.92	1.93	1.92	1.94	1.94	1.95	1.95	1.95	1.96	1.97	1.98	1.98
1964	1.98	1.99	2.00	2.00	2.01	2.02	2.03	2.04	2.04	2.04	2.04	2.06
1965	2.07	2.08	2.10	2.11	2.10	2.11	2.11	2.11	2.14	2.16	2.16	2.16
1966	2.18	2.20	2.21	2.22	2.22	2.23	2.25	2.26	2.28	2.29	2.31	2.29
1967	2.32	2.35	2.36	2.37	2.37	2.39	2.42	2.42	2.44	2.45	2.46	2.48
1968	2.48	2.49	2.50	2.55	2.56	2.57	2.59	2.61	2.63	2.64	2.66	2.68
1969	2.71	2.72	2.73	2.74	2.76	2.78	2.80	2.81	2.83	2.84	2.88	2.90

AVERAGE HOURLY EARNINGS IN DURABLE MANUFACTURING -- GAIN HORAIRE MOYEN DANS LA FABRICATION DURABLE
(DOLLARS)

YEAR -- ANNEE	J	F	M	A	M	J	J	A	S	O	N	D
NOT ADJUSTED FOR SEASONALITY -- NON DÉSAISONNALISÉ												
1961	1.99	1.99	2.00	2.01	2.01	2.00	1.99	2.00	2.00	2.01	2.02	2.03
1962	2.03	2.03	2.04	2.05	2.06	2.05	2.04	2.04	2.06	2.06	2.08	2.09
1963	2.10	2.10	2.10	2.13	2.13	2.12	2.09	2.11	2.13	2.14	2.16	2.17
1964	2.17	2.17	2.18	2.19	2.20	2.20	2.19	2.22	2.24	2.21	2.22	2.24
1965	2.26	2.26	2.30	2.31	2.30	2.29	2.28	2.29	2.32	2.35	2.36	2.34
1966	2.37	2.39	2.40	2.41	2.41	2.41	2.41	2.43	2.47	2.49	2.49	2.47
1967	2.50	2.52	2.54	2.56	2.56	2.57	2.58	2.60	2.62	2.64	2.65	2.67
1968	2.68	2.67	2.70	2.77	2.78	2.77	2.76	2.82	2.86	2.86	2.87	2.88
1969	2.91	2.92	2.94	2.96	2.98	2.99	2.98	3.00	3.05	3.06	3.10	3.10

SEASONALLY ADJUSTED (MCD=1) -- DÉSAISONNALISÉ (MCD=1)

1961	1.98	1.98	1.98	2.00	2.00	2.00	2.01	2.01	2.01	2.02	2.02	2.02
1962	2.02	2.03	2.03	2.04	2.05	2.05	2.06	2.05	2.07	2.07	2.08	2.08
1963	2.09	2.10	2.09	2.11	2.12	2.12	2.11	2.12	2.13	2.15	2.16	2.16
1964	2.17	2.17	2.17	2.18	2.19	2.20	2.21	2.23	2.24	2.22	2.22	2.24
1965	2.26	2.26	2.29	2.30	2.29	2.30	2.30	2.30	2.32	2.35	2.36	2.34
1966	2.37	2.39	2.39	2.40	2.40	2.42	2.43	2.44	2.47	2.49	2.49	2.47
1967	2.50	2.52	2.53	2.55	2.55	2.58	2.60	2.61	2.61	2.64	2.64	2.67
1968	2.68	2.67	2.70	2.76	2.77	2.78	2.78	2.83	2.85	2.86	2.86	2.88
1969	2.91	2.92	2.94	2.95	2.97	2.99	2.99	3.01	3.04	3.06	3.09	3.10

AVERAGE HOURLY EARNINGS IN NON-DURABLE MANUFACTURING -- GAIN HORAIRE MOYEN DANS LA FABRICATION NON DURABLE

(DOLLARS)

YEAR
--
ANNÉE

	J	F	M	A	M	J	J	A	S	O	N	D
	NOT ADJUSTED FOR SEASONALITY -- NON DÉSAISONNALISÉ											
1961	1.67	1.67	1.69	1.70	1.70	1.68	1.68	1.67	1.67	1.69	1.69	1.74
1962	1.71	1.72	1.72	1.74	1.74	1.74	1.74	1.70	1.72	1.73	1.74	1.80
1963	1.76	1.77	1.77	1.79	1.79	1.79	1.78	1.77	1.78	1.79	1.80	1.87
1964	1.82	1.82	1.85	1.85	1.85	1.85	1.84	1.84	1.85	1.86	1.87	1.92
1965	1.89	1.90	1.90	1.92	1.92	1.92	1.92	1.91	1.94	1.95	1.96	2.01
1966	2.00	2.01	2.03	2.04	2.05	2.05	2.05	2.05	2.07	2.09	2.11	2.15
1967	2.15	2.17	2.19	2.20	2.21	2.21	2.22	2.21	2.23	2.26	2.26	2.32
1968	2.30	2.31	2.33	2.35	2.36	2.37	2.37	2.36	2.38	2.42	2.44	2.51
1969	2.49	2.50	2.52	2.53	2.55	2.57	2.57	2.56	2.59	2.63	2.64	2.73

SEASONALLY ADJUSTED (X12) -- DÉSAISONNALISÉ (MIX) (1)

1961	1.67	1.67	1.69	1.69	1.69	1.68	1.69	1.69	1.69	1.70	1.70	1.70
1962	1.71	1.71	1.71	1.72	1.73	1.74	1.75	1.72	1.74	1.74	1.75	1.76
1963	1.76	1.76	1.76	1.77	1.78	1.79	1.79	1.79	1.80	1.80	1.81	1.83
1964	1.82	1.81	1.84	1.84	1.84	1.85	1.85	1.86	1.87	1.87	1.88	1.88
1965	1.89	1.89	1.89	1.91	1.91	1.92	1.93	1.94	1.96	1.96	1.97	1.97
1966	2.00	2.00	2.02	2.03	2.04	2.05	2.06	2.08	2.09	2.10	2.12	2.11
1967	2.14	2.16	2.18	2.19	2.20	2.21	2.23	2.24	2.25	2.27	2.27	2.28
1968	2.29	2.30	2.32	2.34	2.35	2.37	2.38	2.39	2.40	2.43	2.45	2.46
1969	2.48	2.49	2.51	2.52	2.54	2.57	2.58	2.60	2.62	2.64	2.65	2.68

AVERAGE WEEKLY HOURS IN MANUFACTURING(1) -- HEURES HEBDOMADAIRES MOYENNES DANS LA FABRICATION(1)

YEAR -- ANNÉE	J	F	M	A	M	J	J	A	S	O	N	D
NOT ADJUSTED FOR SEASONALITY -- NON DÉSAISONNALISÉES												
1961	40.1	40.4	40.3	40.6	40.5	41.0	40.5	40.9	41.4	41.2	41.1	38.8
1962	40.7	40.8	41.1	40.6	41.1	41.2	41.0	41.1	41.4	41.4	41.2	37.3
1963	40.7	40.7	40.9	41.0	41.2	41.0	40.7	41.0	41.3	41.4	41.5	37.9
1964	41.2	41.2	40.7	41.2	41.5	41.2	40.9	41.3	41.7	41.6	41.2	38.7
1965	41.0	40.6	41.3	41.1	41.1	41.2	40.8	41.1	41.4	41.6	41.5	39.7
1966	40.9	41.2	41.2	41.0	40.9	40.7	40.6	41.0	41.2	41.2	41.0	38.5
1967	40.1	40.2	40.1	40.5	40.3	40.6	40.2	40.5	40.8	40.8	40.7	38.7
1968	40.0	40.4	40.1	40.7	40.6	40.4	40.0	40.4	41.0	40.9	40.9	38.0
1969	40.1	40.3	40.5	40.3	40.4	40.2	39.9	40.1	40.7	40.4	40.4	37.2

SEASONALLY ADJUSTED (MDC=6) -- DÉSAISONNALISÉES (MDC=6)

1961	40.2	40.4	40.2	40.4	40.2	40.7	40.6	40.7	40.9	40.7	40.7	41.3
1962	40.7	40.8	41.0	40.4	40.8	40.9	41.1	40.9	40.9	40.9	40.8	39.6
1963	40.7	40.6	40.8	40.8	40.9	40.8	40.8	40.8	40.7	40.8	41.1	40.2
1964	41.3	41.2	40.6	41.0	41.3	41.0	41.0	41.1	41.2	41.0	40.8	41.0
1965	41.1	40.5	41.2	40.9	40.9	41.0	40.9	40.9	40.9	41.0	41.1	42.0
1966	41.0	41.1	41.1	40.8	40.7	40.5	40.8	40.9	40.7	40.6	40.6	40.6
1967	40.3	40.1	40.0	40.3	40.1	40.5	40.4	40.3	40.2	40.2	40.2	40.7
1968	40.2	40.4	40.0	40.5	40.4	40.3	40.2	40.2	40.4	40.4	40.4	39.9
1969	40.4	40.3	40.4	40.1	40.2	40.1	40.1	39.9	40.1	39.9	39.9	39.1

(1) INCLUDES HOURS PAID IN REGULAR AND OVERTIME PERIODS AND HOURS OF PAID ABSENCE IN THE PAY PERIODS REPORTED. -- Y COMPRIS LES HEURES PAYÉES DES PÉRIODES RÉGULIÈRES ET SUPPLÉMENTAIRES ET LES HEURES D'ABSENCE PAYÉES DURANT LES PÉRIODES DE PAIE OBSERVÉES.

AVERAGE WEEKLY HOURS IN DURABLE MANUFACTURING(1) -- MOYENNE HEBDOMADAIRE MOYENNE DANS LA FABRICATION DURABLE(1)

YEAR ANNÉE	J	F	M	A	M	J	J	A	S	O	N	D
NOT ADJUSTED FOR SEASONALITY -- NON DÉSAISONNALISÉES												
1961	40.2	40.4	40.4	40.8	40.9	41.3	40.8	41.2	41.7	41.7	41.7	39.6
1962	40.9	41.2	41.5	41.1	41.8	41.8	41.5	41.4	42.0	42.0	42.0	37.7
1963	41.2	41.2	41.3	41.7	41.8	41.5	41.3	41.4	41.9	41.9	42.3	38.7
1964	41.8	41.7	41.2	41.8	42.1	41.9	41.3	42.0	42.4	42.3	41.7	39.2
1965	41.6	41.0	42.2	42.1	41.8	42.0	41.2	41.6	42.0	42.3	42.2	40.2
1966	41.4	41.8	41.7	41.6	41.4	41.0	41.0	41.5	41.8	42.0	41.7	38.7
1967	40.2	40.3	40.6	41.1	40.8	41.1	40.6	40.9	41.4	41.4	41.5	39.6
1968	40.1	40.9	40.2	41.4	41.3	41.0	40.2	40.9	41.8	41.8	41.9	38.6
1969	40.6	40.9	41.1	40.8	41.0	40.7	40.4	40.6	41.6	41.0	41.0	37.5

SEASONALLY ADJUSTED (X11-2) -- DÉSAISONNALISÉES (X11-2)

1961	40.4	40.5	40.4	40.6	40.6	41.0	40.9	41.1	41.1	41.2	41.2	41.9
1962	41.0	41.3	41.5	40.8	41.5	41.5	41.6	41.3	41.4	41.5	41.5	39.9
1963	41.3	41.2	41.3	41.4	41.5	41.2	41.5	41.3	41.3	41.3	41.8	40.9
1964	42.0	41.8	41.2	41.5	41.8	41.7	41.5	41.9	41.8	41.7	41.1	41.4
1965	41.8	41.1	42.1	41.8	41.6	41.8	41.5	41.5	41.4	41.6	41.6	42.4
1966	41.7	41.9	41.6	41.3	41.2	40.8	41.3	41.4	41.2	41.3	41.1	40.8
1967	40.6	40.3	40.5	40.8	40.6	41.0	40.9	40.8	40.7	40.7	40.8	41.6
1968	40.6	41.0	40.1	41.1	41.1	40.9	40.5	40.8	41.0	41.1	41.2	40.5
1969	41.2	41.0	41.0	40.5	40.8	40.6	40.7	40.6	40.8	40.3	40.3	39.3

SEE FOOTNOTE ON PAGE T-4-6. -- VOIR RENVOI À LA PAGE T-4-6.

SAISONALY ADJUSTED (CMI=6) -- SAISONNEMENT CORRIGÉ (CMI=6) LA FABRICTION NON PRODUIT

YEAR -- ANNÉE	J	F	M	A	M	J	J	A	S	O	N	D
	NOT ADJUSTED FOR SEASONALITY -- NON DÉSAISONNALISÉES											
1961	40.1	40.5	40.2	40.4	40.2	40.8	40.4	40.6	41.0	40.8	40.7	38.0
1962	40.5	40.4	40.7	40.1	40.5	40.7	40.5	40.7	40.8	40.8	40.5	36.9
1963	40.3	40.3	40.6	40.4	40.6	40.5	40.3	40.6	40.8	40.9	40.8	37.2
1964	40.7	40.8	40.3	40.6	40.8	40.6	40.6	40.7	41.1	41.0	40.8	38.3
1965	40.4	40.2	40.4	40.2	40.3	40.5	40.4	40.7	40.8	40.9	40.7	39.2
1966	40.4	40.6	40.6	40.4	40.4	40.3	40.3	40.6	40.6	40.4	40.2	38.4
1967	40.0	40.0	39.6	39.8	39.8	40.1	39.9	40.1	40.3	40.1	40.0	37.8
1968	39.9	39.9	40.0	39.9	40.0	39.9	39.7	40.0	40.1	40.0	39.9	37.4
1969	39.5	39.7	40.0	39.8	39.8	39.6	39.5	39.7	39.9	39.8	39.7	36.9

SEASONALLY ADJUSTED (CMI=6) -- DÉSAISONNALISÉ (CMI=6)

1961	40.1	40.4	40.0	40.3	40.1	40.6	40.3	40.3	40.5	40.3	40.4	40.3
1962	40.5	40.3	40.5	40.0	40.4	40.5	40.4	40.4	40.3	40.3	40.2	39.1
1963	40.3	40.3	40.4	40.3	40.5	40.3	40.2	40.3	40.3	40.4	40.5	39.3
1964	40.7	40.8	40.1	40.6	40.7	40.4	40.5	40.4	40.6	40.5	40.5	40.4
1965	40.3	40.2	40.2	40.2	40.2	40.4	40.3	40.4	40.3	40.5	40.4	41.3
1966	40.3	40.5	40.4	40.4	40.3	40.2	40.2	40.3	40.1	40.0	40.0	40.5
1967	39.9	39.9	39.4	39.7	39.7	40.0	39.8	39.8	39.8	39.7	39.8	39.8
1968	39.8	39.8	39.8	39.8	39.9	39.8	39.6	39.7	39.6	39.6	39.7	39.4
1969	39.5	39.6	39.8	39.7	39.7	39.5	39.5	39.4	39.4	39.5	39.5	39.0

SEE FOOTNOTE ON PAGE T-4-6. -- VOIR RENVOI À LA PAGE T-4-6.

RETAIL TRADE(1) -- COMMERCE DE DÉTAIL(1)

(1,000,000)

YEAR -- ANNÉE	J	F	M	A	M	J	J	A	S	O	N	D
	NOT ADJUSTED FOR SEASONALITY -- NON DÉSAISONNALISÉ											
1961	1,140	1,086	1,286	1,305	1,399	1,430	1,319	1,344	1,299	1,331	1,425	1,710
1962	1,221	1,151	1,421	1,396	1,501	1,503	1,372	1,386	1,332	1,442	1,555	1,816
1963	1,313	1,228	1,425	1,490	1,607	1,538	1,467	1,511	1,381	1,559	1,673	1,924
1964	1,445	1,379	1,500	1,581	1,720	1,630	1,622	1,526	1,537	1,740	1,653	2,018
1965	1,473	1,383	1,614	1,774	1,822	1,774	1,781	1,629	1,659	1,840	1,892	2,314
1966	1,585	1,524	1,861	1,850	1,825	1,894	1,827	1,793	1,843	1,931	2,002	2,481
1967	1,695	1,568	1,896	1,914	2,068	2,096	1,904	1,913	2,008	2,005	2,154	2,564
1968	1,837	1,745	1,984	2,019	2,219	2,122	2,091	2,131	1,988	2,208	2,396	2,672
1969	2,000	1,855	2,109	2,190	2,430	2,235	2,202	2,176	2,198	2,393	2,395	2,893

SEASONALITY ADJUSTED (IMC = 3) -- DÉSAISONNALISÉ (IMC = 3)

1961	1,306	1,311	1,300	1,330	1,388	1,355	1,355	1,403	1,346	1,348	1,362	1,351
1962	1,376	1,382	1,418	1,422	1,407	1,421	1,429	1,428	1,431	1,441	1,450	1,466
1963	1,458	1,475	1,470	1,479	1,490	1,511	1,508	1,522	1,517	1,530	1,558	1,572
1964	1,598	1,577	1,576	1,586	1,614	1,590	1,627	1,624	1,659	1,645	1,623	1,589
1965	1,642	1,666	1,693	1,710	1,736	1,741	1,747	1,760	1,760	1,796	1,804	1,817
1966	1,806	1,845	1,914	1,805	1,773	1,848	1,856	1,912	1,905	1,913	1,917	1,890
1967	1,961	1,899	1,922	1,956	1,983	1,999	1,969	2,002	2,066	2,006	2,036	2,011
1968	2,095	1,946	2,037	2,048	2,061	2,101	2,174	2,128	2,172	2,157	2,205	2,207
1969	2,213	2,260	2,231	2,221	2,237	2,245	2,242	2,262	2,284	2,314	2,284	2,332

(1) DUE TO CHANGES IN DEFINITION OF DEPARTMENT STORES, THE RE-CLASSIFICATION OF SOME VARIETY STORE FIRMS AND THE INTRODUCTION OF GENERAL MERCHANDISE STORES, FORMERLY IN "ALL OTHER STORES", THE UNADJUSTED DATA FOR 1968 ARE NOT COMPARABLE WITH THE DATA OF PREVIOUS YEARS. -- PAR SUITE D'UNE NOUVELLE DÉFINITION DES GRANDS MAGASINS, DE LA NOUVELLE CLASSIFICATION DE CERTAINES SOCIÉTÉS EXPLOITANT DES BAZARS ET DE L'INTÉGRATION DES MAGASINS GÉNÉRAUX, CLASSÉS AUPARAVANT SOUS "TOUS AUTRES MAGASINS", LES DONNÉES NON DÉSAISONNALISÉES DE 1968 NE SONT PAS COMPARABLES À CELLES DES ANNÉES PRÉCÉDENTES.

RETAIL TRADE, EX. MOTOR VEHICLE DEALERS(1) -- COMMERCE DE DÉTAIL, SANS L'AUTOMOBILE(1)

(\$'000,000)

YEAR -- ANNÉE	J	F	M	A	M	J	J	A	S	O	N	D
	NOT ADJUSTED FOR SEASONALITY -- NON DÉSAISONNALISÉ											
1961	966.0	898.9	1,053.6	1,057.5	1,121.5	1,158.4	1,085.9	1,142.2	1,142.3	1,133.3	1,194.0	1,520.5
1962	1,021.0	944.7	1,141.9	1,104.4	1,184.6	1,208.1	1,125.9	1,189.1	1,176.6	1,216.9	1,300.9	1,593.5
1963	1,088.9	999.4	1,144.9	1,170.5	1,270.4	1,223.4	1,199.1	1,301.3	1,201.5	1,294.8	1,392.1	1,666.8
1964	1,191.6	1,110.2	1,186.8	1,234.7	1,369.2	1,285.6	1,334.5	1,299.8	1,307.5	1,466.8	1,395.1	1,790.2
1965	1,224.6	1,111.7	1,251.9	1,380.7	1,433.1	1,384.3	1,455.6	1,360.3	1,424.1	1,533.8	1,554.7	1,992.1
1966	1,316.0	1,223.8	1,425.3	1,498.7	1,476.7	1,527.4	1,515.8	1,495.4	1,581.9	1,612.3	1,668.3	2,170.8
1967	1,416.0	1,301.7	1,531.9	1,541.6	1,637.6	1,699.8	1,593.8	1,637.1	1,713.5	1,677.8	1,725.6	2,264.3
1968	1,534.5	1,438.5	1,609.5	1,642.3	1,791.4	1,726.6	1,717.4	1,824.9	1,696.6	1,819.3	2,031.1	2,368.4
1969	1,647.5	1,519.7	1,707.6	1,777.7	2,000.0	1,826.4	1,855.6	1,881.9	1,857.0	1,999.5	2,041.4	2,584.8

SEASONALLY ADJUSTED (MCD = 3) -- DÉSAISONNALISÉ (MDC = 3)

1961	1,103	1,104	1,096	1,121	1,125	1,138	1,120	1,161	1,121	1,132	1,131	1,134
1962	1,149	1,154	1,177	1,176	1,168	1,180	1,187	1,187	1,201	1,202	1,200	1,211
1963	1,208	1,223	1,215	1,226	1,229	1,241	1,248	1,268	1,253	1,257	1,275	1,289
1964	1,309	1,291	1,298	1,305	1,330	1,310	1,343	1,335	1,346	1,363	1,351	1,351
1965	1,347	1,368	1,378	1,395	1,419	1,417	1,426	1,427	1,441	1,468	1,470	1,475
1966	1,484	1,515	1,540	1,515	1,496	1,538	1,531	1,554	1,558	1,573	1,584	1,565
1967	1,636	1,606	1,605	1,632	1,650	1,667	1,643	1,676	1,684	1,669	1,704	1,681
1968	1,755	1,623	1,696	1,730	1,723	1,748	1,803	1,753	1,782	1,779	1,829	1,863
1969	1,860	1,888	1,862	1,867	1,891	1,883	1,904	1,894	1,886	1,928	1,919	2,004

SALES OF MOTOR VEHICLE DEALERS ... VENTES DU COMMERCE DE L'AUTOMOBILE

(\$'000,000)

YEAR ANNÉE	J	F	M	A	M	J	J	A	S	O	N	D
	NOT ADJUSTED FOR SEASONALITY -- NON DÉSAISONNALISÉES											
1961	174	187	233	248	277	271	233	202	157	198	231	189
1962	200	206	279	291	316	294	246	197	156	226	254	222
1963	224	229	280	320	336	314	268	210	180	265	281	257
1964	254	269	313	347	350	344	287	227	229	273	258	228
1965	248	271	362	393	389	390	325	269	235	306	337	322
1966	269	301	436	352	348	367	311	297	261	319	333	310
1967	279	267	361	378	429	397	310	276	285	327	328	300
1968	302	306	374	377	427	396	374	314	292	391	377	313
1969	313	335	402	412	430	408	347	294	341	393	353	308

SEASONALLY ADJUSTED (MCP = 4) -- RÉSAISONNALISÉES (MRC = 4)

1961	203	207	203	208	213	218	235	242	224	216	231	217
1962	227	228	241	245	239	241	242	241	231	240	250	255
1963	250	253	254	253	261	270	260	253	264	273	283	283
1964	289	287	278	282	284	280	284	290	314	282	272	238
1965	295	298	315	316	317	323	321	333	320	328	334	342
1966	323	331	374	289	276	310	325	358	346	340	333	326
1967	325	294	317	324	333	332	327	326	383	337	332	330
1968	340	324	341	318	338	353	371	376	390	378	377	343
1969	354	372	369	348	339	366	338	368	398	386	365	329

DEPARTMENT STORE SALES(1) -- VENTES DES GRANDS MAGASINS(1)

(\$'000,000)

YEAR -- ANNÉE	J	F	M	A	M	J	J	A	S	O	N	D
	NOT ADJUSTED FOR SEASONALITY -- NON DÉSAISONNALISÉES											
1961	95	92	117	114	129	122	103	127	130	137	168	216
1962	98	93	122	130	132	127	107	127	143	145	185	230
1963	104	102	121	137	143	130	119	141	149	156	199	249
1964	120	117	131	151	152	143	137	144	163	185	209	272
1965	123	118	139	167	160	153	145	151	184	187	235	291
1966	135	131	163	172	164	165	148	167	200	194	246	317
1967	145	137	175	181	189	181	159	182	215	205	275	329
1968	137	134	169	179	186	182	181	190	206	202	268	342
1969	166	154	195	205	232	210	202	204	223	239	274	389

SEASONALLY ADJUSTED (MO = 5) -- DÉSAISONNALISÉES (MO = 5)

1961	130	129	127	124	133	129	128	139	122	132	128	129
1962	131	130	136	136	135	136	135	136	140	138	138	140
1963	138	143	142	141	143	146	147	149	146	146	149	154
1964	154	152	153	159	159	158	163	161	160	168	163	164
1965	163	165	165	165	169	172	170	172	174	177	178	171
1966	178	183	189	176	176	181	182	185	185	185	187	185
1967	194	191	193	197	197	194	197	199	201	198	202	201
1968	185	183	193	191	193	193	209	208	197	204	209	213
1969	217	223	220	229	231	231	230	226	216	235	220	233

SEE FOOTNOTE ON PAGE T-3-1. -- VOIR RENVOI À LA PAGE T-3-1.

TOTAL NEW MOTOR VEHICLE SALES -- VENTES GLOBALES DE VOITURES AUTOMOBILES NEUVES

(UNITS -- UNITÉS)

YEAR ANNÉE	J	F	M	A	M	J	J	A	S	O	N	D
NOT ADJUSTED FOR SEASONALITY -- NON DÉSAISONNALISÉES												
1946	2,756	3,763	7,200	9,645	12,032	13,388	13,705	9,753	10,154	11,462	13,497	12,689
1947	13,977	15,806	18,237	19,176	19,105	20,688	20,696	17,094	23,491	23,647	20,690	17,648
1948	13,704	13,193	20,974	19,286	18,751	21,626	16,164	13,676	19,007	21,110	22,345	21,464
1949	11,838	15,301	25,054	29,314	28,385	27,829	29,177	18,561	28,239	30,722	19,700	22,221
1950	26,999	30,000	35,324	37,084	40,645	45,895	43,914	32,900	39,044	35,811	32,752	29,328
1951	33,724	43,576	49,612	46,180	36,445	32,680	29,260	21,631	27,996	22,801	21,936	19,807
1952	20,311	25,131	32,764	41,046	50,143	43,171	38,133	26,829	31,936	33,889	32,176	25,248
1953	30,203	38,528	49,999	56,261	52,978	46,691	42,801	29,040	30,029	32,781	28,140	25,075
1954	23,150	30,082	44,944	47,279	44,108	38,736	33,726	27,480	28,355	20,812	20,614	23,342
1955	21,386	26,296	35,624	53,911	61,049	54,913	47,434	42,045	31,844	33,418	28,962	28,796
1956	21,317	28,533	43,339	58,454	65,438	58,587	51,564	42,468	33,578	33,963	31,398	31,282
1957	32,745	32,342	45,749	55,357	54,527	45,864	42,498	37,902	32,131	25,773	26,307	27,104
1958	30,966	31,636	40,596	50,828	46,879	44,840	40,980	30,638	26,761	33,728	31,849	35,068
1959	32,397	37,129	48,444	59,360	55,646	57,063	42,734	38,099	31,218	37,072	35,300	28,160
1960	32,271	40,266	50,644	57,775	58,447	58,699	39,373	35,375	31,591	39,593	42,124	37,030
1961	32,641	36,097	45,481	51,831	58,141	52,996	45,292	36,932	28,904	37,478	49,396	36,290
1962	42,241	38,950	57,942	62,597	74,822	60,284	45,936	35,176	23,416	48,522	49,785	45,539
1963	43,284	45,785	55,726	74,086	74,001	68,362	49,255	35,502	32,860	58,835	63,307	53,986
1964	53,261	54,821	70,932	79,517	82,117	74,054	59,935	43,735	45,272	61,083	54,838	46,314
1965	51,204	54,630	77,232	88,196	89,641	87,057	65,893	57,274	43,448	69,036	75,912	71,472
1966	58,228	61,566	94,366	78,979	76,182	78,442	60,871	61,819	52,549	67,446	70,220	66,763
1967	54,941	54,701	82,782	78,532	96,953	90,108	57,781	55,704	52,948	66,680	64,674	59,503
1968	59,204	60,172	80,442	78,644	96,556	84,240	74,582	65,477	57,605	87,356	76,399	68,776
1969	62,092	69,368	86,724	92,931	93,469	87,346	69,059	55,968	73,519	85,887	76,656	61,127

SEASONALLY ADJUSTED (MCP = 4) -- DÉSAISONNALISÉES (MCP = 4)

1946	3,505	4,389	6,924	8,432	10,564	11,876	12,654	11,625	9,726	10,613	13,216	15,177
1947	17,871	18,879	16,904	17,122	16,912	17,666	19,259	21,488	22,060	21,858	21,286	20,410
1948	17,491	15,477	18,579	16,733	16,568	16,766	14,914	17,025	17,747	20,774	22,725	25,908
1949	15,108	17,657	22,347	24,994	25,478	23,305	27,705	22,231	27,127	29,837	21,399	28,214
1950	35,165	34,070	30,294	31,387	33,933	38,827	39,687	41,009	38,544	36,327	36,644	40,708
1951	42,585	48,956	42,284	36,335	29,744	27,414	26,752	26,238	29,742	22,751	26,169	27,218
1952	26,869	27,381	27,854	31,222	39,104	35,621	33,681	33,605	33,676	36,183	41,742	34,435
1953	43,947	46,837	42,702	39,335	37,935	35,801	36,710	32,016	37,646	40,248	40,108	32,773
1954	35,468	36,764	36,752	33,253	30,611	29,605	28,805	30,044	36,662	27,134	27,972	31,148
1955	31,411	32,207	29,086	37,829	42,266	41,636	43,114	43,881	41,856	42,876	39,403	37,866
1956	30,201	33,378	36,408	42,390	43,737	45,076	46,375	45,834	46,440	40,803	42,535	42,030
1957	42,385	38,578	40,784	38,124	37,875	36,212	37,582	41,853	45,539	30,601	34,440	35,727
1958	39,996	36,840	35,518	35,523	33,026	35,329	37,125	36,488	36,086	39,810	40,463	43,335
1959	41,037	42,604	42,257	42,008	41,737	43,045	40,913	45,372	42,268	42,688	42,120	34,229
1960	42,749	44,483	42,482	42,870	42,643	44,509	40,802	41,318	44,293	45,173	45,530	45,066
1961	41,188	41,599	39,462	39,923	40,528	41,455	47,243	44,222	41,703	41,257	51,629	45,039
1962	49,891	44,999	50,123	48,754	51,797	48,169	48,662	45,084	35,009	50,254	51,404	52,775
1963	49,009	52,586	50,194	55,401	52,931	57,392	50,587	45,922	49,129	59,346	64,503	60,819
1964	62,239	60,912	62,166	60,926	62,577	59,224	63,493	57,876	65,124	61,678	57,293	49,378
1965	63,575	63,771	64,251	70,702	67,578	70,612	70,172	73,709	60,292	72,058	74,835	76,772
1966	70,607	72,066	78,293	65,440	58,945	63,520	69,397	75,139	70,914	66,772	69,266	71,604
1967	67,547	64,504	69,402	68,395	71,914	75,931	63,925	66,153	70,169	64,771	62,793	67,505
1968	69,932	68,010	72,118	65,965	73,630	72,479	78,720	78,510	75,249	79,071	76,833	77,317
1969	75,190	82,911	75,673	78,263	72,548	74,191	72,737	69,480	92,005	78,069	79,158	66,072

NEW PASSENGER MOTOR VEHICLE SALES, CANADA AND U.S. MANUFACTURERS -- VENTES DE VOITURES AUTOMOBILES PASSENGERES NOUVELES FABRIQUEES AU CANADA ET AUX ETATS-UNIS (UNITES -- UNITEES)

Year ANNÉE	E	F	M	A	M	J	J	A	S	O	N	D
NOT ADJUSTED FOR SEASONALITY -- NON DÉSAISONNALISÉES												
1953	21,742	28,711	36,867	39,903	37,717	34,615	31,280	19,457	20,639	23,255	19,989	18,619
1954	17,669	22,451	34,097	36,801	33,477	29,303	25,597	20,022	21,953	14,848	15,471	18,609
1955	16,701	20,764	29,347	43,541	49,246	43,398	37,740	31,714	23,171	24,661	21,971	22,543
1956	14,792	21,117	33,440	45,689	49,277	45,768	39,056	31,921	23,445	23,332	22,690	23,537
1957	24,498	24,423	34,313	40,446	39,239	34,030	30,981	27,209	22,307	17,315	18,375	19,450
1958	22,998	22,593	28,871	35,309	32,413	30,784	26,464	19,871	16,247	20,000	20,276	23,731
1959	22,733	24,880	32,225	37,148	34,700	35,827	25,570	21,299	16,862	23,508	20,220	15,948
1960	21,415	25,385	32,092	35,607	36,409	36,290	23,611	20,604	16,794	23,917	25,644	24,034
1961	22,018	23,695	29,540	33,355	39,267	35,676	29,558	22,041	16,239	24,875	33,864	25,994
1962	30,833	27,973	42,462	44,586	53,502	44,148	33,336	24,523	13,847	35,960	39,332	36,625
1963	34,558	36,604	44,736	57,355	57,791	53,033	37,584	25,827	20,188	44,632	50,636	43,367
1964	41,509	42,548	55,077	61,283	62,927	56,680	44,063	32,071	32,600	45,036	41,580	35,449
1965	39,999	42,312	59,327	68,107	69,127	66,231	48,746	41,153	30,499	53,253	58,908	55,979
1966	44,174	46,620	72,983	60,108	56,387	58,938	45,635	45,782	38,431	52,045	54,174	51,709
1967	41,796	40,325	62,165	59,438	73,806	65,957	41,594	39,194	37,122	48,676	49,286	45,690
1968	44,444	44,883	58,838	57,931	70,499	59,983	50,720	43,770	37,459	62,697	55,684	50,485
1969	45,735	49,683	62,475	65,432	67,072	60,470	45,086	34,913	49,152	60,770	53,837	43,334

SEASONALITY INDEXES (1959 = 5) -- DÉSAISONNALISATION (1959 = 5)

1953	32,173	34,797	30,840	27,125	26,303	25,825	26,436	21,508	27,990	30,280	30,073	23,747
1954	27,310	27,247	27,323	25,260	23,022	21,916	21,557	21,930	30,084	20,470	21,727	24,368
1955	24,685	25,219	23,513	29,901	33,807	32,506	34,016	33,396	32,466	33,440	30,673	28,930
1956	20,775	24,475	27,407	32,753	32,594	34,640	34,958	34,939	34,968	29,470	31,507	31,018
1957	31,217	28,700	29,888	27,279	27,193	26,539	27,437	30,378	34,272	21,332	24,538	24,719
1958	28,841	25,748	24,699	24,384	22,646	24,065	24,201	24,409	24,187	24,538	26,551	28,156
1959	27,188	27,712	27,224	26,285	25,921	26,370	24,973	27,002	26,159	27,777	24,845	18,208
1960	26,424	26,825	25,856	26,025	26,392	27,357	25,084	25,930	27,392	28,441	27,858	27,287
1961	25,930	26,262	24,670	25,607	27,048	27,559	31,713	28,877	27,035	28,321	35,234	30,397
1962	34,405	31,310	35,503	34,660	36,640	34,835	36,038	33,850	23,958	38,002	39,951	41,092
1963	38,179	41,444	39,678	42,327	40,929	44,416	39,328	35,605	34,332	45,636	50,584	46,864
1964	47,494	46,431	47,555	46,640	47,377	45,100	48,029	45,390	50,658	45,864	42,734	35,748
1965	48,420	48,690	48,744	53,907	51,645	53,646	53,276	56,387	45,975	55,962	56,708	57,576
1966	52,812	54,045	60,031	49,231	43,065	47,889	53,719	58,503	54,732	51,665	52,193	53,008
1967	50,543	47,238	51,679	51,615	53,776	55,357	47,891	49,231	51,978	47,120	46,806	49,691
1968	51,330	50,667	52,194	48,174	52,643	51,927	55,865	55,805	53,125	56,290	54,186	54,109
1969	54,176	54,332	53,944	54,714	50,829	51,550	49,971	46,778	66,044	54,788	54,124	44,094

NEW PASSENGER MOTOR VEHICLE SALES, QUEBECAN MANUFACTURED -- VENTES DE VOITURES AUTOMOBILES PARTICULIÈRES NEUVES FABRIQUÉES OUTRE-MER

(UNITS -- UNITÉS)

YEAR -- ANNÉE	J	F	M	A	M	J	J	A	S	O	N	D
NOT ADJUSTED FOR SEASONALITY -- NOT DÉSAISONNALISÉES												
1953	1,400	1,571	2,740	3,616	3,066	2,612	3,314	2,559	1,856	1,568	1,247	829
1954	858	1,337	2,362	2,420	2,621	2,595	2,421	1,546	1,263	1,146	835	844
1955	1,109	1,320	1,590	2,461	3,033	2,525	2,260	1,736	1,768	1,474	1,623	1,266
1956	2,072	2,173	3,116	4,068	4,593	3,286	3,171	2,308	2,454	2,521	2,576	1,831
1957	2,196	2,156	4,257	5,869	6,114	4,245	4,612	4,654	3,996	3,654	3,970	3,710
1958	3,492	4,869	6,030	7,754	7,419	7,915	8,520	5,694	5,622	7,902	6,476	5,473
1959	4,813	6,482	9,102	13,412	13,011	12,772	10,893	9,688	8,693	8,892	8,790	7,570
1960	5,364	8,872	11,256	14,518	14,380	14,457	10,309	8,661	9,379	9,556	10,957	7,758
1961	5,487	6,582	9,376	10,855	11,171	10,364	9,934	9,098	7,313	6,675	8,710	5,632
1962	5,462	5,524	8,110	10,409	11,773	8,014	5,525	3,789	5,501	4,952	4,607	2,372
1963	2,346	2,539	3,041	6,183	6,256	5,721	3,540	3,315	5,933	5,528	3,986	3,048
1964	3,212	4,165	5,435	6,819	7,528	6,680	6,203	5,344	5,732	6,397	4,848	3,973
1965	3,923	4,891	6,627	7,658	7,770	7,683	6,642	6,624	6,428	6,672	5,795	4,362
1966	3,593	4,446	6,899	6,076	7,133	6,470	5,403	5,637	6,012	6,168	5,723	4,274
1967	3,679	4,951	6,216	6,414	7,453	9,200	6,295	6,628	6,434	6,933	5,779	4,404
1968	4,484	5,282	8,307	8,618	10,561	10,343	10,758	9,958	9,923	10,829	8,435	7,024
1969	5,042	7,782	8,834	11,143	10,906	11,192	10,791	10,755	12,274	12,423	10,698	7,777

SEASONALLY ADJUSTED (M3 = 4) -- DÉSAISONNALISÉES (M3 = 4)

1953	2,142	2,886	2,712	2,346	2,032	2,004	2,425	2,999	2,204	2,146	1,822	1,575
1954	1,344	1,760	1,873	1,629	1,719	1,931	1,865	1,777	1,478	1,597	1,175	1,604
1955	1,724	1,703	1,232	1,724	1,943	1,860	1,853	1,966	2,143	2,005	2,110	2,309
1956	3,168	2,606	2,641	2,813	2,816	2,614	2,642	2,608	2,959	3,201	3,298	3,113
1957	3,222	2,672	3,808	4,039	3,969	3,295	3,964	5,399	4,772	4,291	4,914	5,672
1958	5,439	6,026	5,523	5,219	5,127	6,201	7,296	6,636	6,514	9,159	7,415	7,753
1959	7,875	8,117	8,369	9,149	9,452	9,867	9,841	10,994	9,607	10,032	9,652	10,131
1960	9,966	11,237	10,105	10,929	10,168	10,748	9,930	9,191	10,522	10,354	11,289	11,188
1961	9,023	8,718	8,925	8,147	7,692	8,082	9,599	9,275	8,240	6,685	8,900	8,543
1962	8,758	7,447	8,024	8,011	7,832	6,530	5,222	3,934	5,906	4,672	4,332	3,660
1963	3,584	3,416	3,105	4,817	4,329	4,630	3,301	3,491	6,212	4,891	4,505	4,643
1964	5,022	5,388	5,255	5,279	5,594	5,409	5,799	5,566	5,584	5,924	5,439	5,134
1965	6,409	6,292	6,199	6,410	5,882	6,106	6,403	6,606	6,064	6,255	6,411	6,339
1966	5,788	5,578	6,248	5,398	5,531	5,198	5,264	5,395	5,749	5,695	6,045	6,218
1967	5,759	6,146	5,825	5,672	5,879	7,794	6,147	6,005	6,186	6,235	5,978	6,372
1968	6,912	6,179	8,276	7,705	8,471	8,827	10,127	9,515	9,151	9,234	9,334	9,858
1969	7,714	9,613	8,889	9,634	9,148	9,604	9,780	10,370	11,119	10,883	11,549	10,760

NEW COMMERCIAL MOTOR VEHICLE SALES -- VENTES DE VOITURES AUTOMOBILES MULLIPLAIRES NEUVES

(UNITED STATES)

YEAR

ANNEE

NOT ADJUSTED FOR SEASONALITY -- NON DESAISONNALISEES

YEAR	JAN	FEB	MAR	APR	MAY	JUN	JUL	AUG	SEP	OCT	NOV	DEC
1946	1,054	2,154	2,466	3,698	4,113	4,629	5,254	3,032	3,128	3,779	3,960	3,835
1947	4,802	4,923	5,908	6,877	6,427	5,696	5,933	5,056	7,155	8,282	5,268	4,723
1948	4,388	5,090	7,434	7,561	7,788	8,771	5,868	4,020	5,729	6,050	6,717	6,229
1949	5,301	6,468	7,653	8,550	8,693	7,794	7,120	5,478	7,752	8,174	5,440	5,600
1950	5,891	6,271	7,698	8,826	10,209	10,664	10,911	9,344	10,828	9,549	7,920	6,681
1951	7,639	9,889	11,576	11,233	10,614	9,647	8,551	7,154	9,414	9,211	8,162	6,872
1952	6,534	7,145	9,676	11,110	12,453	10,295	8,871	8,554	9,547	9,445	8,969	6,033
1953	7,061	8,246	10,392	12,742	12,195	9,864	8,207	7,024	7,534	7,958	6,904	5,627
1954	4,023	6,294	8,485	8,058	8,010	6,838	5,708	5,912	5,139	4,818	4,308	3,889
1955	3,576	4,212	4,687	7,909	8,770	8,990	7,434	8,595	6,905	7,283	5,368	4,987
1956	4,453	5,243	6,783	8,697	11,568	9,533	9,337	8,239	7,679	8,110	6,132	5,914
1957	6,051	5,763	7,179	9,042	9,174	7,589	6,905	6,039	5,828	4,800	3,962	3,944
1958	4,476	4,174	5,695	7,765	7,047	6,141	5,996	5,673	4,892	5,826	5,097	5,864
1959	4,851	5,767	7,121	8,800	7,935	8,464	6,271	7,112	5,663	4,672	6,290	4,642
1960	4,992	6,009	7,296	7,650	7,658	7,952	5,453	6,110	5,418	6,120	5,521	5,238
1961	5,136	5,820	6,565	7,621	7,703	6,956	5,800	5,793	5,352	5,928	6,822	4,664
1962	5,946	5,453	7,370	7,602	9,547	8,122	7,075	6,864	4,068	7,610	6,446	6,542
1963	6,380	6,642	7,909	10,548	9,954	9,608	8,131	6,360	6,739	8,675	8,685	7,571
1964	8,540	9,108	10,420	11,415	11,662	10,694	9,669	6,320	6,940	9,650	8,410	7,292
1965	7,282	7,427	11,278	12,431	12,744	13,143	10,505	9,497	6,521	9,111	11,209	11,131
1966	10,461	10,500	14,484	12,795	12,662	13,034	9,833	10,400	8,106	9,233	10,323	10,780
1967	9,466	9,425	14,401	12,680	15,694	14,951	9,892	9,882	9,392	11,071	9,609	9,409
1968	10,276	10,007	13,297	12,095	15,496	13,914	13,104	11,749	10,223	13,830	12,280	11,267
1969	11,315	11,903	15,415	16,356	15,491	15,684	13,182	10,300	12,093	12,694	12,121	10,016

SEASONALLY ADJUSTED (1967 = 100) -- SAISONNALISEES (1967 = 100)

YEAR	JAN	FEB	MAR	APR	MAY	JUN	JUL	AUG	SEP	OCT	NOV	DEC
1946	2,037	2,375	2,429	2,938	3,376	4,237	4,994	4,259	2,998	3,526	4,576	4,864
1947	5,949	5,444	5,465	5,640	5,279	5,072	5,719	6,314	6,578	7,769	6,324	5,653
1948	5,449	5,784	6,602	6,268	6,401	7,819	5,620	4,849	5,156	6,049	7,623	7,768
1949	6,666	7,360	6,906	7,099	7,333	6,711	7,244	6,117	7,253	7,714	6,356	7,051
1950	7,794	7,217	6,919	7,479	7,908	9,618	10,390	10,619	10,132	9,372	8,927	9,144
1951	9,673	11,527	10,370	9,209	8,242	8,603	8,467	7,982	9,218	8,601	9,573	8,950
1952	8,684	8,345	8,625	8,920	9,512	9,120	8,487	9,972	9,019	9,194	10,760	7,741
1953	9,632	9,954	9,650	9,864	9,600	7,972	7,849	7,509	7,452	7,822	8,213	7,451
1954	6,814	7,757	7,556	6,364	5,870	5,758	5,383	6,337	5,100	5,067	5,070	5,176
1955	5,002	5,285	4,341	6,204	6,516	7,270	7,245	8,519	7,247	7,431	6,620	6,627
1956	6,258	6,297	6,360	6,824	8,327	7,822	8,775	8,287	8,513	8,132	7,730	7,899
1957	7,946	7,206	7,088	6,806	6,713	6,378	6,181	6,076	6,495	4,978	4,988	5,336
1958	5,716	5,066	5,296	5,920	5,253	5,063	5,628	5,443	5,385	6,113	6,497	7,426
1959	5,974	6,775	6,664	6,574	6,364	6,808	6,099	7,376	6,502	4,879	7,623	5,890
1960	6,359	6,421	6,521	5,916	6,083	6,404	5,788	6,197	6,379	6,378	6,383	6,589
1961	6,235	6,619	5,867	6,169	5,788	5,814	5,931	6,070	6,428	6,251	7,495	6,099
1962	6,728	6,242	6,596	6,083	7,325	6,804	7,402	7,300	5,145	7,580	7,121	8,023
1963	7,246	7,726	7,411	8,257	7,673	8,346	7,958	6,826	8,585	8,819	9,414	9,312
1964	9,723	9,093	9,356	9,007	9,600	8,715	9,665	6,920	8,882	9,890	9,120	8,496
1965	8,746	8,789	9,308	10,385	10,051	10,860	10,493	10,716	8,253	9,841	11,716	12,857
1966	12,007	12,443	12,014	10,811	10,349	10,433	10,414	11,241	10,433	9,412	11,028	12,378
1967	11,245	11,120	11,998	11,108	12,259	12,380	9,887	10,917	12,005	11,416	10,009	11,442
1968	11,690	11,164	11,646	10,086	12,516	11,725	12,728	13,190	12,973	13,547	13,313	13,350
1969	13,300	13,966	12,800	13,913	12,571	12,937	12,986	12,332	14,792	12,398	13,485	11,253

TOTAL VALUE OF BUILDING PERMITS (1) -- VALEUR TOTALE DES PERMIS DE BÂTIR (1)

(\$'000)

YEAR
ANNÉE

	J	F	M	A	M	J	J	A	S	O	N	D
NOT ADJUSTED FOR SEASONALITY -- NON DÉSAISONNALISÉE												
1948	17,479	21,047	42,331	69,617	73,722	75,075	73,183	63,679	56,894	56,298	51,326	46,753
1949	28,881	27,632	57,688	83,613	85,414	80,268	70,364	69,744	69,745	60,251	62,263	49,426
1950	30,810	33,644	59,903	83,831	129,475	120,574	97,043	94,795	88,210	92,718	71,830	55,158
1951	42,269	53,495	74,215	93,214	110,062	81,170	88,324	69,136	65,691	73,765	54,647	54,601
1952	28,049	41,522	60,602	115,908	113,743	112,649	108,975	98,189	99,878	108,205	88,015	86,665
1953	43,297	50,183	104,063	150,562	154,034	154,314	157,797	118,106	139,084	146,862	120,126	77,953
1954	47,761	55,248	123,731	138,051	166,275	170,868	164,395	158,833	141,486	137,190	128,420	94,907
1955	62,411	60,952	113,041	171,929	221,068	201,807	177,193	218,964	173,437	159,858	153,077	90,895
1956	83,183	98,932	125,265	199,987	254,529	208,002	187,556	175,741	150,978	152,625	129,650	71,428
1957	74,907	81,004	117,101	180,463	217,846	181,719	211,142	153,307	167,722	177,556	139,165	125,359
1958	102,970	101,126	172,002	222,799	244,621	239,316	257,547	233,256	223,761	221,562	189,744	148,059
1959	109,711	110,669	154,064	260,498	231,647	249,416	246,992	244,848	233,872	259,574	164,020	113,765
1960	77,092	85,620	134,977	180,000	217,642	224,919	179,273	183,076	205,316	218,574	194,355	123,983
1961	94,989	96,563	177,393	191,051	248,772	225,860	227,888	219,647	200,303	217,006	191,540	153,241
1962	103,902	146,866	172,523	214,892	308,276	293,018	276,906	242,754	201,075	214,157	188,405	147,808
1963	128,675	127,349	182,669	242,075	289,884	290,624	279,854	259,116	244,417	271,071	305,409	192,083
1964	137,620	146,818	206,177	288,059	275,881	298,995	303,776	293,203	374,579	352,698	392,621	207,194
1965	151,605	162,184	267,573	328,425	386,152	446,545	395,227	311,991	345,462	388,046	343,295	289,095
1966	184,482	174,550	295,256	368,018	374,006	365,766	332,509	375,632	369,841	333,773	312,972	227,942
1967	161,866	210,000	253,933	358,236	468,200	440,133	348,498	379,399	344,234	412,190	346,218	314,926
1968	219,155	272,891	359,632	427,283	485,762	429,468	505,563	411,620	373,763	483,096	466,093	361,389
1969	212,578	251,637	402,669	474,464	480,402	463,498	587,940	388,402	453,869	417,092	362,981	395,019

SEASONALLY ADJUSTED (SEC-4) -- SAISONNALISÉE (SEC-4)

1948	38,467	43,785	45,481	53,566	52,514	54,546	59,577	58,571	53,738	56,730	57,167	58,484
1949	65,148	56,484	64,124	64,205	58,226	61,361	58,362	60,436	66,476	60,391	68,417	64,387
1950	67,042	67,862	66,954	68,512	83,820	93,343	80,745	85,324	83,453	87,326	81,418	73,327
1951	88,659	106,621	87,115	74,262	74,369	62,807	70,044	62,395	65,761	64,377	61,299	73,720
1952	61,604	74,007	72,779	87,115	81,741	89,294	84,037	92,709	89,443	97,676	102,550	107,636
1953	100,718	109,976	122,119	120,428	112,693	114,104	122,963	108,736	123,319	138,526	133,320	103,194
1954	110,594	106,982	139,307	112,913	117,141	125,186	133,684	137,199	130,356	132,686	132,662	130,425
1955	138,559	116,125	134,209	143,543	153,620	154,471	146,625	175,288	160,340	156,332	156,957	132,878
1956	166,819	174,093	158,239	165,212	173,782	161,109	147,995	145,201	146,132	134,422	146,979	107,125
1957	140,663	148,635	151,235	149,028	152,755	149,271	158,533	131,109	154,981	160,389	149,554	179,822
1958	191,207	184,301	221,012	144,110	183,606	190,459	200,916	203,272	192,091	198,189	212,911	198,695
1959	211,956	202,350	187,107	228,300	180,809	185,621	194,978	214,556	199,393	239,088	174,339	156,125
1960	151,518	148,848	159,021	158,768	164,937	175,150	150,793	144,697	185,971	203,532	189,814	175,629
1961	178,599	175,233	209,886	177,487	179,487	178,290	194,636	182,096	180,967	191,827	194,038	215,539
1962	199,551	254,589	202,019	194,005	230,186	237,338	221,797	211,355	192,433	186,057	182,873	205,128
1963	236,268	220,960	209,826	259,234	219,323	212,819	222,811	231,347	231,060	235,086	293,231	257,903
1964	258,833	250,296	232,290	252,565	220,356	235,434	249,561	267,664	337,004	312,352	380,771	264,248
1965	281,786	271,410	291,503	288,329	322,878	356,253	332,904	275,858	317,262	346,130	323,024	371,739
1966	350,367	288,798	315,115	333,144	293,897	302,829	291,422	324,823	341,194	301,774	296,420	288,848
1967	286,799	347,209	275,148	332,141	352,120	357,679	309,543	341,053	364,575	356,042	334,515	396,174
1968	370,180	437,326	411,827	363,000	383,376	359,669	403,983	393,226	358,159	406,401	460,127	462,299
1969	381,579	411,136	449,889	408,352	387,983	380,766	487,413	381,745	410,767	357,772	390,656	450,155

(1) PRIOR TO 1962, THE SUM OF THE COMPONENTS DOES NOT ADD UP TO "TOTAL VALUE OF BUILDING PERMITS" WHICH INCLUDES "OTHERS". -- POUR LA PÉRIODE ANTÉRIEURE À 1962, LA SOMME DES GROUPES N'ADDITIONNE PAS À LA "VALEUR TOTALE DES PERMIS DE BÂTIR", LAQUELLE INCLUT "AUTRES".

VALUE OF BUILDING PERMITS, NON-RESIDENTIAL -- VALEUR DES PERMIS DE CONSTRUCTION NON RÉSIDENTIELLE

(\$'000,000)

YEAR ANNÉE	1	2	3	4	5	6	7	8	9	10	11	12
	NOT ADJUSTED FOR SEASONALITY -- NON DÉSAISONNALISÉE											
1948	8.9	10.2	18.5	25.6	27.3	28.0	32.1	25.0	22.7	22.6	22.4	24.2
1949	17.2	13.3	22.3	30.1	26.5	28.7	27.6	27.5	25.1	27.2	28.8	25.5
1950	20.7	16.8	23.0	26.8	39.9	53.3	42.1	45.5	39.4	42.7	40.0	36.7
1951	23.6	29.0	34.3	32.6	45.8	30.3	45.2	30.2	34.7	40.6	29.8	39.7
1952	15.7	19.1	25.8	47.4	32.6	40.6	47.6	39.9	39.3	43.6	43.1	58.1
1953	20.7	25.6	37.7	49.1	58.1	60.1	73.5	47.1	59.7	73.3	61.1	46.7
1954	23.9	26.4	51.9	58.5	60.9	61.8	65.7	63.5	58.9	61.9	46.1	56.1
1955	32.6	26.5	44.0	65.6	89.6	73.0	68.4	105.4	68.6	63.8	81.0	55.3
1956	50.1	50.0	53.2	71.7	110.9	81.6	78.8	76.6	73.8	77.7	81.2	48.5
1957	52.4	45.6	56.3	81.3	100.4	77.6	106.3	69.2	79.5	69.3	56.9	80.1
1958	44.0	47.3	54.7	79.0	84.4	94.0	118.9	102.3	89.0	87.0	85.4	90.2
1959	58.3	53.1	63.9	110.9	87.0	104.0	120.2	132.8	103.8	132.6	85.6	71.6
1960	51.6	47.0	76.0	94.0	110.4	116.9	85.6	98.5	102.0	122.7	107.0	68.6
1961	56.6	49.0	88.9	68.3	102.6	99.3	111.4	104.9	91.2	103.1	96.3	96.7
1962	63.9	89.9	80.7	97.1	153.6	146.1	153.0	129.0	103.3	107.4	106.5	83.1
1963	68.2	66.8	89.4	135.8	132.3	120.9	142.8	137.9	114.6	121.0	132.6	98.9
1964	71.3	79.0	108.1	132.2	130.7	138.8	161.5	143.9	217.0	148.1	205.0	117.3
1965	87.1	94.3	147.8	168.3	202.3	235.6	234.7	169.0	182.5	184.6	171.4	175.4
1966	104.7	113.6	184.2	209.9	199.6	202.7	198.0	224.0	193.0	174.1	175.0	144.2
1967	97.9	130.5	138.4	146.7	208.6	224.5	152.1	205.5	204.3	230.7	189.4	215.6
1968	135.0	145.6	168.7	192.3	228.6	246.9	282.4	212.3	162.7	214.4	212.2	168.8
1969	118.0	109.5	201.6	203.5	206.0	192.3	343.5	187.3	252.9	187.5	196.9	267.3

SEASONALLY ADJUSTED (X1000) -- DÉSAISONNALISÉE (X1000)

(\$'000)

1948	15,646	16,742	20,918	23,097	24,532	24,130	25,496	21,186	20,904	21,189	21,410	22,903
1949	31,321	22,957	23,766	27,466	21,165	25,190	20,762	24,405	22,785	25,885	26,626	22,331
1950	35,339	27,262	24,629	24,432	32,403	47,513	35,428	39,288	35,778	37,573	36,533	36,202
1951	37,666	49,816	39,470	30,720	39,896	27,526	35,322	26,369	31,070	34,304	28,074	37,248
1952	25,416	31,480	30,625	42,150	27,909	36,206	38,764	35,706	33,586	38,115	40,295	54,922
1953	40,211	42,986	42,687	45,495	48,361	50,981	59,343	43,563	52,703	65,613	57,466	46,854
1954	43,865	43,296	60,380	53,718	48,098	50,559	55,413	55,704	52,265	58,722	43,429	59,516
1955	65,641	42,038	51,872	61,304	66,171	60,490	56,134	93,047	59,732	61,834	71,943	58,330
1956	87,533	79,610	67,063	65,899	80,448	70,515	63,508	68,095	67,337	72,259	76,384	54,299
1957	92,597	70,200	72,291	74,890	75,761	67,771	82,537	63,983	73,024	63,235	55,811	83,277
1958	72,411	76,409	73,378	69,376	67,396	80,518	91,366	94,617	79,865	80,181	82,994	93,474
1959	99,266	88,722	77,566	104,304	72,743	87,158	92,596	129,817	90,096	122,443	82,668	76,939
1960	84,591	79,177	87,447	92,724	90,290	98,858	66,272	86,896	94,859	115,184	98,419	79,262
1961	93,050	80,309	100,337	69,859	84,039	83,458	88,571	88,418	87,780	93,285	91,173	114,143
1962	102,970	147,408	93,747	100,596	120,409	124,790	115,340	109,729	99,671	99,718	94,283	101,844
1963	109,626	108,017	97,394	139,899	106,404	106,053	109,216	118,293	110,869	113,055	124,321	117,925
1964	125,359	125,659	114,912	129,408	108,859	120,012	126,607	124,629	199,049	145,200	196,830	135,019
1965	147,383	146,154	154,212	160,507	181,715	199,670	188,937	142,793	170,729	177,329	158,655	207,797
1966	183,539	178,595	184,901	206,422	164,867	175,121	168,483	189,354	179,449	168,270	164,903	161,915
1967	156,840	206,657	142,905	151,282	172,326	189,216	131,153	179,230	198,013	207,593	188,756	241,498
1968	207,072	219,608	183,145	179,975	201,665	208,319	220,660	200,454	157,288	188,480	223,762	170,774
1969	192,438	167,727	210,808	196,232	185,806	164,415	279,819	183,993	227,659	172,210	211,092	267,810

VALUE OF BUILDING PERMITS, RESIDENTIAL -- VALEUR DES PERMIS DE CONSTRUCTION DOMICILIAIRE

(\$'000)

YEAR ANNÉE	J	F	M	A	M	J	J	A	S	O	N	D
	NOT ADJUSTED FOR SEASONALITY -- NON DÉSAISONNALISÉE											
1948	8,617	10,847	23,759	43,999	46,358	47,098	41,121	38,690	34,161	33,706	28,735	22,622
1949	11,740	14,297	35,363	53,452	58,900	51,631	42,786	42,198	44,643	33,082	33,360	23,867
1950	10,073	16,838	36,945	56,956	89,625	67,313	54,946	49,276	48,815	50,047	31,813	18,520
1951	18,719	24,511	39,870	60,582	64,310	50,865	43,122	38,954	31,032	33,163	24,806	14,870
1952	12,328	22,374	34,822	68,483	81,087	72,035	61,396	58,289	60,593	64,571	44,904	28,622
1953	22,561	30,561	66,387	101,433	95,869	94,243	84,353	70,999	79,444	73,577	59,611	31,288
1954	23,879	28,950	71,847	79,496	99,417	109,098	98,656	95,259	82,569	75,266	80,322	38,763
1955	27,969	32,326	65,606	99,901	123,278	121,003	102,188	106,774	97,619	89,531	68,024	33,842
1956	31,094	46,087	68,198	110,817	134,591	118,241	100,102	91,301	70,031	67,841	43,508	20,273
1957	22,554	35,379	60,837	99,187	117,398	104,066	104,833	84,069	88,191	108,311	87,276	45,296
1958	59,029	53,774	117,304	143,847	160,243	145,290	138,573	131,049	134,825	134,651	104,331	57,954
1959	51,359	57,661	90,231	149,594	144,649	145,376	126,777	112,033	130,102	126,970	78,399	42,170
1960	25,518	38,563	59,023	85,987	107,165	107,960	93,730	84,575	103,308	95,913	87,332	55,425
1961	38,361	47,605	88,474	122,657	146,227	126,640	116,509	114,708	109,119	113,900	95,247	56,543
1962	45,968	56,978	91,828	117,831	154,752	146,924	123,856	113,804	97,792	106,772	87,946	64,731
1963	60,473	60,504	93,269	156,261	157,604	129,754	137,093	121,237	129,819	150,118	172,796	93,238
1964	66,289	67,815	98,138	155,913	145,158	150,157	142,332	149,353	157,574	204,600	187,587	89,908
1965	64,522	67,897	119,848	160,128	183,885	204,908	160,541	142,959	163,030	203,381	171,947	113,723
1966	80,101	60,981	111,070	158,145	174,407	163,083	134,491	151,641	176,854	159,677	137,998	83,653
1967	64,627	79,503	115,511	211,499	259,624	215,627	196,393	173,926	179,883	181,514	146,795	99,342
1968	84,182	127,334	190,825	234,992	257,178	182,554	223,156	199,275	211,025	268,748	233,879	192,564
1969	94,540	142,157	201,039	275,952	274,422	271,241	244,418	201,139	200,987	229,558	166,057	127,686

SEASONALLY ADJUSTED (NO-4) -- SAISONNALISÉE (NO-4)

1948	24,344	25,755	24,909	29,377	29,350	31,121	33,168	34,829	31,493	33,740	35,829	49,583
1949	34,604	33,555	38,386	35,585	36,068	35,284	35,192	35,810	41,533	33,252	41,206	54,541
1950	28,766	38,863	39,390	40,268	51,853	46,433	45,802	43,429	45,126	48,515	40,299	42,859
1951	50,373	55,715	44,261	41,649	38,876	35,033	34,947	33,829	30,433	30,050	31,372	34,519
1952	34,006	47,148	39,384	45,114	51,499	50,949	48,365	52,792	54,440	59,667	59,319	60,773
1953	63,846	66,774	74,206	70,375	62,584	63,453	65,169	63,178	70,515	70,767	75,077	68,895
1954	68,039	61,463	76,542	56,620	66,087	72,681	78,780	81,578	75,020	72,990	96,787	84,935
1955	78,893	66,842	73,014	72,677	80,283	83,197	82,200	85,827	88,793	86,619	80,626	77,304
1956	82,578	87,001	78,985	83,930	86,448	82,047	78,932	75,696	66,723	59,180	52,521	46,724
1957	56,401	69,542	72,315	72,816	75,131	77,292	78,977	73,614	80,096	96,571	96,606	97,695
1958	141,948	104,433	140,621	105,163	108,532	165,947	109,775	119,058	115,428	116,695	125,208	111,808
1959	125,356	111,645	104,855	114,249	101,120	102,713	100,640	103,737	109,840	114,234	87,880	78,177
1960	61,621	70,577	66,951	66,039	74,658	79,501	79,810	72,604	90,630	87,355	89,758	98,356
1961	87,373	90,577	99,908	100,538	98,036	95,430	101,245	102,366	96,116	100,064	98,467	94,797
1962	96,581	107,181	108,272	93,409	109,777	112,548	106,457	101,626	92,762	86,339	88,590	103,284
1963	126,642	112,943	112,426	119,935	112,919	106,766	113,595	113,094	120,191	122,031	168,910	139,978
1964	133,474	124,637	117,378	123,157	111,497	115,422	122,954	143,035	137,955	167,152	183,941	129,229
1965	134,403	125,256	137,291	127,822	141,163	156,583	143,967	133,065	146,533	168,801	164,369	163,942
1966	166,828	110,203	130,214	126,722	129,030	127,708	122,939	135,469	161,745	133,504	131,517	126,933
1967	129,959	140,552	132,243	180,859	179,794	168,463	178,390	161,823	166,566	148,449	145,759	154,676
1968	163,108	217,718	228,682	183,025	181,711	151,350	183,323	192,772	200,871	217,921	236,365	291,525
1969	189,141	243,409	239,081	212,120	202,177	216,351	207,594	197,752	183,108	185,562	179,563	182,345

1951 (MILLION UNITS STARTED, CENTRES OF 10,000 AND OVER) -- LOGEMENTS NEUFS DÉMARRÉS, CENTRES DE 10,000 HABITANTS ET PLUS(1)

YEAR ANNÉE	1	2	3	4	5	6	7	8	9	10	11	12
	NOT ADJUSTED FOR SEASONALITY -- NON DÉSAISONNALISÉS											
1948	1,456	1,298	2,626	5,409	5,707	7,977	6,241	6,566	6,888	5,482	4,888	3,350
1949	1,993	1,344	2,968	5,806	6,810	7,379	5,259	5,482	6,419	5,901	4,923	3,841
1950	1,958	2,290	3,655	6,157	9,319	8,715	7,183	6,227	7,581	7,219	4,892	3,403
1951	2,337	2,406	3,298	5,889	7,513	6,386	4,174	3,916	3,698	3,564	2,624	1,569
1952	1,345	1,704	3,175	5,997	7,756	7,535	6,226	7,525	6,208	6,758	5,841	3,373
1953	2,689	2,688	4,998	9,917	9,104	9,239	8,665	7,353	8,292	8,280	6,648	3,540
1954	2,927	2,881	5,459	7,648	9,228	9,433	10,462	8,635	10,222	9,046	8,371	5,443
1955	3,178	3,136	4,432	7,662	11,268	11,712	11,795	11,270	10,032	9,461	8,589	4,851
1956	3,459	4,113	4,457	7,566	11,065	10,968	11,132	9,043	8,870	7,782	5,679	3,175
1957	1,454	1,773	3,441	6,148	8,695	10,177	9,387	9,097	8,434	9,284	9,953	7,032
1958	3,945	4,375	6,296	11,013	14,330	12,923	12,057	12,115	11,525	12,678	12,026	8,412
1959	4,833	4,021	5,496	8,414	11,151	11,319	11,305	10,263	9,755	10,724	11,707	7,003
1960	3,722	2,130	2,996	5,092	6,913	8,702	8,966	6,678	7,443	8,554	8,441	7,050
1961	3,894	3,947	5,479	7,339	8,778	10,536	9,009	9,467	8,934	8,648	9,987	6,823
1962	4,576	3,417	5,484	8,547	9,867	12,011	11,023	9,861	9,239	10,660	9,970	7,373
1963	4,378	3,817	5,845	8,064	12,240	11,759	12,518	10,925	10,631	10,862	11,978	15,499
1964	4,156	5,894	5,454	8,233	11,221	12,474	13,853	11,707	11,376	13,457	19,856	11,881
1965	6,637	5,634	6,812	8,810	13,376	15,533	13,333	15,176	10,930	11,277	15,673	12,027
1966	7,787	5,571	6,478	6,520	10,224	10,471	10,042	8,477	10,134	11,310	12,316	8,999
1967	5,482	3,671	5,372	8,220	16,096	17,429	14,965	13,343	13,479	13,150	11,890	8,761
1968	7,691	6,591	8,737	11,883	16,790	18,190	15,317	14,471	11,602	16,843	19,057	15,095
1969	11,304	10,974	11,679	15,542	16,814	18,787	15,057	16,227	13,944	15,239	12,555	11,617

SEASONALLY ADJUSTED AT ANNUAL RATE IN THOUSANDS -- DÉSAISONNALISÉS ET AU TAUX ANNUEL, EN MILLEURS

1948	44.6	47.1	42.4	51.4	48.2	58.3	62.7	66.6	63.6	59.4	63.0	59.7
1949	62.9	45.3	55.9	56.8	55.1	54.5	53.5	56.8	61.1	61.3	64.3	74.1
1950	59.0	76.2	66.3	59.2	74.2	66.2	72.8	65.0	73.3	72.7	63.2	65.5
1951	70.4	73.7	59.2	57.4	62.1	50.5	42.1	40.0	37.0	36.8	34.0	32.0
1952	40.9	46.9	61.1	58.9	60.6	61.1	60.4	75.2	63.1	69.7	75.7	80.1
1953	77.2	78.4	88.1	90.0	74.7	76.3	78.9	71.6	85.4	84.2	81.7	75.5
1954	85.3	84.6	106.0	84.0	80.5	81.5	91.2	85.2	100.0	90.7	96.3	98.8
1955	92.3	94.3	88.5	86.9	98.0	100.3	103.4	110.1	98.4	94.8	96.4	85.0
1956	101.0	123.8	92.1	88.4	96.6	93.9	99.0	87.7	87.7	77.6	61.3	53.4
1957	41.0	52.5	68.2	73.5	76.5	87.7	84.5	88.7	85.8	91.8	103.6	112.8
1958	105.2	128.5	128.4	135.1	128.6	111.9	110.7	119.9	121.0	125.0	121.1	125.3
1959	120.6	120.8	109.5	104.2	103.3	98.6	106.2	103.9	103.3	105.9	114.1	100.7
1960	88.4	61.1	54.9	63.5	65.8	77.7	86.6	68.7	80.0	86.2	79.3	94.7
1961	86.2	106.5	101.9	94.5	86.4	95.0	85.8	95.6	97.8	88.9	92.1	80.1
1962	96.6	92.4	99.0	108.4	96.1	106.4	102.8	101.9	98.9	112.4	99.7	97.7
1963	91.8	102.3	109.0	106.6	124.2	111.1	125.6	120.6	125.0	119.6	113.1	151.4
1964	136.9	142.8	112.3	121.7	119.0	120.1	138.7	133.5	132.5	145.2	166.3	128.7
1965	113.3	130.4	135.1	140.2	139.7	144.9	133.7	171.1	120.6	122.2	130.3	128.1
1966	126.8	106.7	121.6	109.3	114.5	105.2	109.2	101.2	106.5	98.0	99.2	104.6
1967	108.1	110.7	115.6	127.7	150.1	139.2	132.8	135.8	142.3	137.3	130.2	115.8
1968	138.2	162.5	159.8	164.1	164.7	156.6	155.7	155.2	123.3	178.0	204.4	181.1
1969	203.3	277.0	213.4	210.9	164.3	161.2	153.8	172.5	148.1	158.2	136.6	141.4

(1) STARTING IN JANUARY 1962, THE DATA ARE NOT ENTIRELY COMPARABLE WITH EARLIER YEARS BECAUSE MORE CENTRES ARE INCLUDED AND BECAUSE OF THE EXPANSION OF THE BOUNDARIES OF METROPOLITAN AREAS. PRIOR TO 1962, DATA RELATE TO CENTRES WITH A POPULATION OF 5,000 AND OVER. -- À COMPTER DE JANVIER 1962, LES DONNÉES NE SONT PAS ENTIÈREMENT COMPARABLES À CEUX DES ANNÉES ANTÉRIEURES EN RAISON DU PLUS GRAND NOMBRE DE CENTRES ET DE L'EXPANSION DES LIMITES DES ZONES MÉTROPOLITAINES. AVANT 1962, LES DONNÉES S'APPLIQUENT AUX CENTRES DE 5,000 ET PLUS DE POPULATION.

NEW MILLING UNITS COMPLETED, CENTRES 10,000 AND OVER (1) -- LOGEMENTS NEUFS ACHÉVÉS, CENTRES DE 10,000 HABITANTS ET PLUS (2)

YEAR -- ANNÉE	J	F	M	A	M	J	J	A	S	O	N	D
NOT ADJUSTED FOR SEASONALITY -- NON DÉSAISONNALISÉS												
1948	3,196	2,554	3,939	3,962	4,158	3,756	3,498	3,840	3,612	4,382	5,513	5,496
1949	4,552	3,817	4,769	5,206	4,784	5,526	4,737	5,000	4,695	6,155	5,478	5,066
1950	4,541	3,442	5,278	4,308	4,625	5,152	4,365	5,887	5,909	6,416	5,669	7,255
1951	5,959	5,437	4,833	4,806	5,169	5,157	3,842	4,881	4,810	6,173	5,846	4,354
1952	3,894	3,879	3,155	4,400	3,787	3,471	3,218	5,175	3,867	6,471	7,360	5,669
1953	4,642	4,878	4,896	5,014	5,718	5,636	5,248	5,625	6,572	9,238	8,373	7,535
1954	7,073	5,131	5,051	5,997	6,546	5,165	6,542	6,188	6,487	9,098	8,400	8,915
1955	6,786	5,982	6,751	6,996	6,966	7,365	7,064	7,185	8,353	10,496	10,672	9,326
1956	6,884	5,939	7,277	7,392	7,925	7,820	7,417	7,405	7,681	10,719	10,092	8,701
1957	7,304	6,094	5,371	5,662	5,816	5,702	6,594	5,725	7,558	8,605	8,902	7,662
1958	8,035	6,325	7,094	7,058	7,591	7,236	7,139	9,300	12,065	13,057	12,764	10,175
1959	7,349	5,544	7,456	7,086	10,087	9,057	8,774	8,804	9,954	11,564	12,493	9,891
1960	7,832	7,685	6,242	7,341	7,772	6,551	6,564	6,983	9,237	7,812	9,396	7,098
1961	6,275	5,795	4,521	5,136	5,966	6,869	6,257	7,764	9,880	9,231	8,438	7,016
1962	7,619	6,666	6,544	6,376	7,399	6,638	8,816	7,391	10,564	11,531	11,008	7,884
1963	6,176	6,287	6,577	7,602	8,711	7,363	8,045	8,466	10,700	10,531	9,930	8,745
1964	6,041	7,853	21,423	12,098	6,894	7,348	9,292	8,383	11,247	12,536	10,690	7,573
1965	6,931	7,823	19,882	14,111	8,418	7,819	7,380	9,507	11,075	11,400	8,826	9,025
1966	8,158	8,469	13,279	20,568	8,856	10,936	12,885	10,814	9,989	9,135	10,942	10,538
1967	8,701	7,047	8,200	10,397	11,533	8,017	9,232	10,728	10,684	13,244	12,616	9,764
1968	8,464	9,681	8,483	11,477	12,851	9,952	11,053	12,438	11,934	14,149	14,078	12,777
1969	9,624	10,439	10,067	15,312	10,447	13,147	13,446	11,887	15,098	15,684	15,222	12,716

SEASONALLY ADJUSTED AT ANNUAL RATE OF INCREASE -- DÉSAISONNALISÉS ET AU TAUX ANNUEL, EN MILLIERS

1948	40.4	40.2	44.3	47.1	50.2	44.6	47.6	46.8	46.5	49.0	55.6	58.3
1949	57.1	58.1	60.9	63.6	58.6	66.5	66.3	60.2	59.5	60.9	54.1	54.0
1950	56.9	50.0	69.4	54.3	57.5	63.0	62.7	70.7	73.9	61.5	54.6	74.3
1951	73.1	76.7	65.7	62.2	64.8	65.2	55.6	58.9	60.0	57.6	55.1	46.6
1952	48.5	53.7	44.1	58.1	47.9	45.1	46.3	63.7	47.5	58.8	68.3	60.2
1953	58.1	68.3	69.7	66.5	72.0	75.3	73.8	70.7	80.9	82.6	76.7	78.6
1954	89.3	73.1	72.1	79.8	82.9	69.4	88.6	80.0	78.5	80.7	76.9	92.6
1955	84.8	88.1	96.0	93.8	89.0	99.8	93.2	93.7	97.8	93.4	98.1	96.3
1956	87.6	90.8	102.8	105.2	105.4	105.3	99.7	94.1	78.0	95.9	91.0	93.8
1957	94.2	94.2	76.2	80.4	75.6	76.1	89.5	72.6	76.5	77.8	80.0	82.6
1958	104.5	96.1	101.4	102.6	100.9	96.9	95.4	116.5	120.7	120.0	114.2	113.6
1959	97.1	92.1	106.7	104.4	134.4	121.6	116.6	108.9	96.6	107.8	111.6	112.1
1960	104.9	112.2	90.1	106.9	99.4	87.4	85.1	85.8	88.5	74.0	84.8	83.5
1961	87.5	83.8	63.5	72.7	75.5	93.3	78.8	94.6	93.7	88.0	79.3	84.9
1962	110.5	95.8	95.7	86.9	92.0	89.1	109.2	88.9	99.0	109.4	104.9	99.8
1963	94.7	89.2	92.1	94.7	108.1	98.7	97.7	105.7	102.8	97.4	97.8	114.2
1964	105.1	122.3	153.6	124.9	96.5	115.3	130.1	113.9	125.9	130.5	121.3	111.6
1965	117.0	120.8	160.9	135.8	109.9	113.8	104.3	124.0	127.6	118.8	100.4	129.0
1966	131.8	132.7	160.2	144.9	106.8	154.9	176.2	136.7	119.0	98.5	123.0	148.6
1967	131.6	104.8	105.0	104.9	122.4	113.2	119.1	125.5	121.1	131.7	131.9	125.1
1968	126.8	145.8	114.8	117.5	131.4	124.3	141.1	144.1	138.4	141.6	146.5	161.0
1969	146.3	158.0	140.5	158.8	163.6	180.8	169.6	137.3	176.8	157.0	157.9	159.5

SEE FOOTNOTE ON PAGE T-6-4. -- VOIR RENVOI À LA PAGE T-6-4.

NEW DWELLING UNITS UNDER CONSTRUCTION, CENTRES 10,000 AND OVER (1) -- LOGEMENTS NEUFS EN CONSTRUCTION, CENTRES DE 10,000 HABITANTS ET PLUS (1)

YEAR

ANNÉE

NOT ADJUSTED FOR SEASONALITY -- NON DÉSAISONNALISÉS

YEAR	1948	1949	1950	1951	1952	1953	1954	1955	1956	1957	1958	1959	1960	1961	1962	1963	1964	1965	1966	1967	1968	
1948	29,510	27,445	25,381	26,832	28,383	32,653	35,328	38,016	41,297	41,858	41,361	39,217										
1949	36,638	34,096	32,305	32,885	34,929	36,795	37,235	37,760	39,451	39,189	38,622	37,344										
1950	34,857	33,605	31,844	33,065	37,648	41,195	43,724	43,994	45,681	46,375	45,447	41,510										
1951	37,587	34,552	32,998	34,072	36,406	37,442	37,705	36,770	35,637	33,025	29,809	26,783										
1952	25,601	23,426	23,445	25,005	28,968	33,017	36,017	38,429	40,750	40,958	39,329	36,998										
1953	34,489	32,302	32,459	36,222	39,565	43,183	46,563	48,264	49,946	48,978	47,270	42,808										
1954	38,319	36,007	36,633	38,291	40,912	45,107	48,927	51,257	54,889	54,820	54,553	51,302										
1955	47,608	44,590	42,146	42,791	47,445	51,769	56,459	60,489	62,015	60,928	58,598	54,042										
1956	50,367	48,613	45,612	45,788	48,591	51,419	55,143	56,758	57,852	54,782	50,138	44,386										
1957	39,733	35,386	33,430	34,334	37,086	41,559	44,318	47,672	48,534	49,133	50,169	49,508										
1958	45,766	43,796	42,995	46,926	53,656	59,373	64,256	67,030	66,460	66,085	65,272	63,080										
1959	60,423	58,779	56,250	57,582	68,623	60,791	63,326	64,761	64,467	63,585	62,791	59,879										
1960	55,734	49,958	46,640	44,579	44,042	45,933	48,266	47,901	45,863	46,301	45,118	44,975										
1961	42,624	40,441	41,496	43,658	46,362	49,923	52,976	54,377	52,797	52,081	53,539	53,195										
1962	53,608	50,133	49,109	51,105	53,513	58,915	61,076	63,481	62,080	61,148	60,000	59,387										
1963	57,553	54,900	54,117	54,562	57,938	62,211	66,651	69,086	68,948	69,237	71,211	77,929										
1964	79,861	77,718	61,806	57,863	61,957	66,688	71,188	74,512	74,460	75,162	84,269	88,493										
1965	88,165	85,912	72,515	66,903	71,718	79,344	85,140	90,711	90,511	90,054	96,937	99,815										
1966	100,701	97,543	89,920	75,811	76,980	76,513	72,318	69,960	69,664	71,598	73,093	71,477										
1967	68,240	64,740	61,864	59,454	64,066	73,351	79,031	81,652	84,477	84,215	83,707	82,616										
1968	81,809	78,655	78,892	78,998	82,297	91,403	95,399	97,270	96,871	99,516	104,534	106,834										

SEASONALLY ADJUSTED IN TENS OF THOUSANDS -- DÉSAISONNALISÉS, EN MILLIERS

YEAR	1948	1949	1950	1951	1952	1953	1954	1955	1956	1957	1958	1959	1960	1961	1962	1963	1964	1965	1966	1967	1968	1969
1948	30.5	30.3	30.0	30.6	30.1	32.4	33.9	35.6	36.9	37.6	39.1	38.3										
1949	38.8	38.9	38.6	37.8	36.5	35.9	34.9	34.8	35.0	35.1	35.6	36.9										
1950	37.2	38.6	38.2	38.1	39.4	40.1	40.7	40.2	40.3	41.4	41.9	41.1										
1951	40.5	40.0	39.7	39.3	38.2	36.4	34.9	33.3	31.2	29.4	27.5	26.7										
1952	27.7	27.3	28.3	28.9	30.6	32.2	33.2	34.5	35.5	36.4	36.2	37.0										
1953	37.5	37.6	39.2	42.1	42.1	42.3	42.9	43.1	43.3	43.4	43.5	42.8										
1954	41.6	41.7	44.3	44.6	43.9	44.5	45.2	45.5	47.6	48.5	50.1	51.3										
1955	51.5	51.4	50.7	49.9	50.7	51.3	52.2	53.7	54.1	54.2	53.8	53.5										
1956	54.2	55.6	54.6	53.2	52.3	51.0	51.2	50.5	51.0	49.1	46.2	44.1										
1957	42.4	40.1	39.5	39.6	39.8	41.2	41.2	42.6	43.4	44.6	46.6	49.0										
1958	48.4	49.3	50.1	53.4	57.2	58.7	59.8	60.4	60.5	60.9	61.2	62.1										
1959	63.1	65.5	64.5	64.6	62.2	60.1	59.1	58.9	59.7	59.4	58.5	58.5										
1960	57.4	55.0	52.7	49.4	46.6	45.4	45.5	44.0	43.1	43.9	43.0	43.5										
1961	43.1	43.8	46.3	48.1	49.2	49.6	50.2	50.5	50.3	50.0	51.2	50.7										
1962	53.1	53.3	54.2	56.5	57.2	59.1	58.5	59.6	59.8	59.5	57.3	55.7										
1963	55.9	57.1	59.1	60.9	62.5	63.0	64.8	65.6	66.9	67.7	67.4	72.3										
1964	76.3	79.3	66.8	65.3	67.5	68.1	70.0	71.5	72.4	73.5	79.2	81.5										
1965	83.5	86.5	77.7	76.4	78.8	81.4	84.4	87.9	88.2	87.6	90.5	92.0										
1966	95.1	97.6	95.8	87.3	84.9	78.5	71.8	68.1	67.7	69.2	68.0	66.1										
1967	64.6	64.7	65.6	68.8	70.6	75.0	78.5	79.7	82.1	80.9	77.8	76.9										
1968	77.6	78.6	83.5	91.6	90.6	93.2	94.8	95.2	94.0	95.3	97.4	100.0										
1969	105.4	111.4	116.3	123.0	119.7	116.1	115.1	117.4	115.8	114.4	110.6	110.3										

SEE FOOTNOTE ON PAGE T-6-4. -- VOIR RENVOI À LA PAGE T-6-4.

EXPORTS (ENCLUSES RE-EXPORTS) TO ALL COUNTRIES -- EXPORTATIONS (Y COMPRIS REEXPORTATIONS) VERS TOUS LES PAYS
(\$'000,000)

YEAR
ANNÉE

	J	F	M	A	M	J	J	A	S	O	N	D
NOT ADJUSTED FOR SEASONALITY -- NON DÉSAISONNALISÉES												
1946	180.7	153.3	178.4	178.4	196.6	167.1	189.2	238.6	168.4	202.6	232.8	212.5
1947	209.2	180.9	207.8	192.3	269.7	274.3	237.9	223.0	220.0	251.8	254.3	268.6
1948	237.8	208.7	229.6	213.5	285.5	234.3	251.3	224.8	283.1	307.1	294.4	316.5
1949	237.2	205.0	217.6	238.8	274.2	255.5	242.4	252.0	229.7	270.5	294.0	286.9
1950	222.7	200.7	230.9	208.9	288.4	290.6	250.5	259.2	281.2	317.5	294.8	292.1
1951	287.7	235.6	293.0	298.8	325.5	314.4	376.9	352.0	321.7	374.0	382.9	383.6
1952	327.3	313.0	357.5	350.5	385.7	379.2	373.5	350.2	340.3	377.7	389.9	392.4
1953	320.0	278.5	311.5	303.1	383.5	414.4	396.5	345.3	342.0	346.2	353.3	358.2
1954	263.9	278.3	319.8	296.7	358.2	344.8	327.2	325.5	334.7	318.2	369.2	389.5
1955	309.1	300.7	353.8	339.2	371.5	381.4	335.0	385.4	387.9	378.9	390.1	379.0
1956	364.3	351.4	331.7	386.3	433.2	427.1	428.2	425.1	406.4	453.3	423.3	408.6
1957	400.2	344.2	365.5	369.7	442.2	391.3	444.0	432.7	419.2	401.9	430.0	448.8
1958	389.5	323.4	374.1	374.6	481.5	428.2	418.8	414.2	394.9	453.0	405.1	447.5
1959	348.4	322.7	381.3	402.5	431.5	516.4	429.6	409.8	453.0	468.0	497.0	484.0
1960	421.0	429.5	439.0	366.9	486.1	457.0	464.7	479.6	447.4	482.4	475.5	440.9
1961	458.2	367.8	439.5	448.8	460.7	508.3	530.3	522.0	530.4	559.7	544.0	531.9
1962	503.1	421.5	470.8	461.3	614.7	541.7	561.2	555.0	492.1	618.2	602.0	506.1
1963	546.8	437.7	501.6	527.7	666.2	553.1	607.4	557.8	602.1	640.0	686.2	653.5
1964	634.1	549.8	599.7	670.1	685.4	795.8	787.9	692.5	742.4	688.9	724.3	732.3
1965	586.8	557.3	706.4	664.7	766.3	737.2	790.0	704.2	719.1	790.9	924.5	819.4
1966	741.9	692.3	802.6	773.5	932.9	871.9	853.7	945.2	909.3	900.6	977.9	923.6
1967	944.3	856.6	856.6	898.9	1,066.1	1,033.7	960.8	911.7	848.5	1,006.8	1,044.9	1,028.1
1968	993.9	999.1	1,028.5	1,178.1	1,204.6	1,134.2	1,160.6	1,076.2	1,135.7	1,255.0	1,202.8	1,236.4
1969	1,136.6	1,114.0	1,216.1	1,194.7	1,331.7	1,284.4	1,220.1	1,048.1	1,287.7	1,349.0	1,272.1	1,414.5

SEASONALIS (MOIS) -- DÉSAISONNALISÉES (MOIS)

1946	200.4	200.0	214.1	200.8	171.0	180.2	167.4	250.0	184.1	176.2	206.3	208.2
1947	223.6	226.4	238.3	226.2	237.2	254.7	239.0	238.4	225.0	214.5	234.6	231.6
1948	261.8	254.2	252.1	245.2	257.1	229.4	255.9	236.1	288.3	274.8	261.7	269.9
1949	253.0	254.0	240.7	276.2	245.5	245.7	238.9	252.7	231.5	238.0	263.9	259.2
1950	238.6	247.5	242.0	240.9	259.9	282.2	256.1	267.3	285.6	284.7	265.2	272.6
1951	302.5	291.6	321.1	328.1	305.2	308.8	362.0	350.3	340.9	336.0	348.2	351.2
1952	359.4	367.3	392.0	387.5	360.2	354.7	355.2	354.3	336.8	347.6	372.8	349.4
1953	354.9	337.6	329.4	328.3	362.3	388.0	367.2	344.8	340.7	338.2	323.7	337.2
1954	295.0	333.4	330.3	319.0	335.0	327.9	318.1	319.5	329.7	316.0	340.3	361.6
1955	339.1	354.7	379.4	369.1	340.3	359.9	347.1	364.6	374.2	370.1	365.7	363.6
1956	396.6	397.9	361.2	411.7	404.6	410.9	412.6	405.4	411.8	427.6	398.2	395.3
1957	436.5	409.2	396.5	389.3	399.6	391.8	416.7	424.3	400.4	385.6	408.1	426.1
1958	409.1	394.3	410.7	393.8	457.9	412.6	398.0	417.6	369.7	415.1	402.8	412.7
1959	375.8	397.9	403.4	433.5	419.3	480.1	409.9	409.0	436.7	435.7	468.1	470.4
1960	463.6	503.0	461.1	401.0	442.0	441.6	461.7	448.6	437.4	456.5	436.4	433.8
1961	474.4	456.5	467.7	505.0	445.8	484.8	510.6	506.5	528.9	510.6	503.6	540.8
1962	512.6	523.7	517.3	501.6	553.5	532.0	523.0	547.9	514.2	560.7	550.7	510.5
1963	573.1	542.4	558.0	546.6	598.6	566.5	547.2	567.3	661.7	603.1	641.7	633.9
1964	667.9	663.5	637.3	713.8	650.6	737.9	733.6	721.9	731.4	670.8	670.6	704.1
1965	659.2	666.6	726.5	688.9	711.8	698.4	757.4	721.0	726.0	800.0	821.4	789.5
1966	811.7	808.6	830.7	802.8	837.5	827.1	850.2	941.2	915.0	890.6	904.1	906.4
1967	1,006.0	941.1	869.2	962.8	926.9	966.4	946.8	937.1	884.5	962.6	988.5	1,028.1
1968	1,026.9	1,093.7	1,104.2	1,145.6	1,097.1	1,138.1	1,098.3	1,149.6	1,191.4	1,199.8	1,165.8	1,194.5
1969	1,208.2	1,244.9	1,259.0	1,183.4	1,236.3	1,218.8	1,189.3	1,150.1	1,293.8	1,284.4	1,287.2	1,310.5

EXPORTS (INCLUDING RE-EXPORTS) TO UNITED STATES -- EXPORTATIONS (Y COMPRIS RÉEXPORTATIONS) VERS LES ÉTATS-UNIS

(\$'000,000)

YEAR -- ANNÉE	1	2	3	4	5	6	7	8	9	10	11	12
	NOT ADJUSTED FOR SEASONALITY -- NON DÉSAISONNALISÉES											
1946	64.0	59.1	67.7	72.6	73.3	67.9	76.1	77.1	70.7	100.2	90.8	85.2
1947	80.1	70.9	85.1	89.7	81.8	83.8	83.5	83.4	88.8	104.0	94.2	107.3
1948	106.5	96.1	113.8	111.0	116.1	110.8	120.3	115.5	164.0	150.5	165.7	149.4
1949	117.8	108.3	124.5	112.1	122.9	114.9	105.4	117.5	116.2	150.3	173.4	161.9
1950	132.9	130.6	157.4	139.1	177.2	179.8	170.8	170.3	195.6	207.0	194.9	194.5
1951	190.1	155.2	193.2	185.8	211.6	193.9	205.0	195.3	188.9	210.4	212.5	193.6
1952	191.1	171.7	188.6	183.9	201.7	194.2	190.3	181.4	195.3	210.1	212.8	223.7
1953	191.9	176.3	206.4	192.0	223.9	217.8	212.1	194.2	210.7	201.1	203.2	222.9
1954	159.3	171.6	204.6	181.5	212.7	212.0	194.2	195.4	202.8	194.1	212.4	218.5
1955	192.9	181.3	214.5	194.5	221.3	231.7	201.3	242.4	229.8	236.3	238.8	229.1
1956	216.7	215.3	208.0	236.2	261.2	232.5	236.2	265.7	234.3	284.1	241.8	236.4
1957	218.7	213.4	226.4	227.6	265.5	233.6	253.7	274.5	254.7	257.8	254.8	244.3
1958	229.0	198.8	224.5	230.7	247.1	232.1	247.6	239.7	267.3	271.8	238.9	272.1
1959	198.9	206.8	242.8	261.4	276.1	318.9	282.3	243.6	278.1	295.8	302.4	284.0
1960	249.3	254.0	265.3	231.5	278.0	257.3	249.4	271.1	249.0	257.8	257.1	219.0
1961	228.2	205.5	243.5	241.1	262.3	268.7	289.3	281.7	294.2	321.8	307.9	273.1
1962	307.9	260.0	289.9	288.4	348.0	313.5	339.4	325.8	296.9	376.8	322.8	279.2
1963	316.4	266.3	295.7	316.9	362.9	326.0	354.4	317.6	338.1	349.9	343.0	326.1
1964	310.2	321.3	332.7	374.1	358.5	396.0	382.4	386.9	393.5	386.5	465.1	389.7
1965	336.7	336.6	409.1	403.1	425.1	448.0	440.7	421.6	424.4	427.3	495.7	464.5
1966	416.1	421.9	515.9	490.7	558.6	547.6	501.2	518.1	517.6	571.8	608.5	566.6
1967	553.7	537.5	561.4	577.8	658.6	632.2	597.1	586.2	570.3	680.7	700.1	676.6
1968	690.1	654.9	722.6	819.1	778.8	775.3	779.2	711.7	724.3	855.1	855.2	844.8
1969	789.2	803.7	884.7	873.9	902.2	913.3	802.1	710.8	937.0	1,048.2	949.5	941.5

SEASONALLY ADJUSTED (1964=1) -- RÉSAISONNALISÉES (1964=1)

1946	67.9	64.5	70.2	74.2	73.7	73.7	76.4	81.7	74.6	76.4	77.5	79.9
1947	84.9	82.7	88.4	92.2	84.6	86.9	87.3	91.2	84.5	88.4	88.6	92.9
1948	118.3	112.2	110.5	117.3	120.4	112.8	130.3	122.0	159.0	138.2	145.0	133.7
1949	129.8	127.0	124.3	120.9	122.0	115.9	114.1	117.6	112.9	136.5	152.5	151.8
1950	142.1	154.0	155.0	156.8	164.4	181.0	179.0	175.7	194.0	187.0	173.6	187.6
1951	193.3	183.2	198.8	200.2	199.5	192.7	206.7	197.7	194.5	186.0	194.4	185.5
1952	200.7	194.1	194.0	195.0	195.0	190.8	188.3	193.1	186.6	194.3	209.9	203.0
1953	207.9	205.7	206.2	203.4	218.2	206.0	206.8	203.1	202.4	195.8	191.4	210.6
1954	177.7	199.0	196.0	194.8	203.5	202.4	199.6	191.5	196.3	193.9	197.6	206.8
1955	201.0	208.3	212.6	211.3	206.2	223.0	211.2	223.1	221.9	229.5	224.9	227.5
1956	235.0	235.1	215.7	251.7	242.0	232.7	237.5	249.0	239.4	256.2	232.7	236.6
1957	233.7	247.4	240.6	233.0	242.5	244.7	241.2	266.5	244.3	236.8	247.0	243.1
1958	246.7	234.9	236.5	233.0	237.5	234.9	240.1	237.0	248.3	246.2	240.3	260.4
1959	218.5	246.5	250.6	267.6	267.6	306.4	272.7	237.7	264.7	273.7	288.5	287.4
1960	282.0	281.4	268.7	241.5	256.0	254.3	252.0	247.7	242.7	240.9	239.6	229.6
1961	243.0	241.6	250.1	258.6	231.7	266.9	278.8	269.4	291.1	296.1	290.0	297.2
1962	315.8	306.2	307.4	296.3	320.0	312.0	319.4	320.0	306.4	335.9	310.3	295.0
1963	335.6	310.0	309.0	308.5	337.4	334.2	319.3	322.0	336.6	327.8	336.7	336.3
1964	335.4	361.7	336.5	371.6	358.2	366.5	366.0	397.6	388.0	378.2	387.7	389.5
1965	387.0	382.4	389.5	401.2	405.1	419.5	435.8	432.1	431.0	434.8	452.2	462.2
1966	457.3	472.8	501.7	489.1	521.7	513.7	521.9	515.4	542.6	558.4	567.7	572.2
1967	592.3	594.1	540.7	591.9	587.2	598.2	605.8	613.2	611.6	646.9	658.1	692.2
1968	706.3	701.1	739.9	796.6	733.5	776.8	756.7	783.2	780.4	803.9	828.7	830.9
1969	836.4	879.7	864.9	838.3	868.1	865.8	809.5	811.2	965.3	984.6	954.1	878.0

EXPORTS (INCLUDING RE-EXPORTS) TO UNITED KINGDOM -- EXPORTATIONS (Y COMPRIS RÉEXPORTATION) VERS LE ROYAUME-UNI
(\$'000,000)

YEAR ANNÉE	J	F	M	A	M	J	J	A	S	O	N	D
NOT ADJUSTED FOR SEASONALITY -- NON DÉSAISONNALISÉES												
1946	90.6	37.7	50.3	40.8	54.7	30.5	40.3	71.8	54.1	47.5	58.0	59.3
1947	50.4	44.8	47.6	42.9	90.5	76.0	68.9	65.5	54.7	66.7	69.0	72.1
1948	64.8	51.3	59.0	44.1	84.8	54.1	56.3	52.3	48.0	65.5	56.6	48.2
1949	55.7	44.1	39.5	63.2	72.7	60.9	70.9	63.1	57.3	72.6	56.9	49.8
1950	48.7	30.6	30.2	25.9	48.5	52.4	35.2	42.7	30.4	47.8	38.6	39.7
1951	40.0	33.7	39.7	41.7	47.3	51.3	74.0	66.5	52.7	64.1	58.9	64.6
1952	44.0	44.5	68.9	72.8	87.7	84.9	70.0	72.8	44.0	51.3	61.3	47.5
1953	49.4	36.3	38.6	44.7	68.3	77.1	81.1	67.0	44.9	55.7	56.0	47.5
1954	38.0	44.8	52.6	39.3	58.4	52.6	55.6	58.5	60.8	46.7	71.2	77.4
1955	62.9	55.2	65.4	70.0	67.0	65.3	63.7	63.1	72.1	61.5	64.0	62.2
1956	72.8	58.8	49.1	65.5	59.1	65.6	75.8	68.9	75.5	67.2	83.8	74.9
1957	62.8	51.2	44.8	53.4	67.6	55.9	67.5	67.9	66.4	54.6	72.2	62.4
1958	59.5	41.8	53.0	51.3	81.1	78.3	74.1	63.7	56.1	77.4	72.4	68.2
1959	55.2	50.0	58.5	56.0	68.0	76.5	52.7	68.6	79.4	72.4	75.1	77.9
1960	63.7	67.9	72.8	57.3	87.0	82.7	88.9	77.4	73.4	88.2	85.8	75.0
1961	87.3	63.0	71.2	68.4	62.9	78.6	78.7	80.8	81.4	86.0	77.1	87.1
1962	67.6	60.2	62.9	60.2	99.0	77.0	74.1	95.7	71.7	80.9	92.3	79.2
1963	78.7	57.6	74.3	68.4	119.5	76.3	100.3	85.5	89.4	96.1	93.2	75.5
1964	111.9	73.1	82.9	96.7	105.9	112.7	113.4	101.1	106.4	95.8	101.2	105.9
1965	89.9	80.1	96.2	85.3	120.5	99.3	121.5	85.8	90.2	109.0	107.7	100.0
1966	103.5	91.1	80.1	90.2	104.6	88.5	91.7	112.7	95.4	87.7	90.6	98.7
1967	119.1	88.2	76.3	85.7	120.2	104.6	91.0	96.5	86.8	100.4	98.8	111.6
1968	95.9	117.2	83.6	101.2	123.7	92.2	92.5	90.7	128.3	98.4	96.8	105.1
1969	102.8	88.7	94.3	87.4	120.6	84.3	84.5	102.5	77.7	74.8	77.5	118.3

SEASONALLY ADJUSTED (IND-9) -- DÉSAISONNALISÉES (IND-9)

1946	58.6	54.2	68.5	50.6	38.7	41.6	30.0	70.3	61.6	42.4	57.6	65.3
1947	50.4	57.9	57.3	60.9	68.7	70.2	65.4	64.1	60.8	55.4	65.9	72.2
1948	65.6	63.6	71.5	58.7	62.6	53.4	52.0	48.5	52.9	55.4	53.0	47.8
1949	54.9	57.9	49.0	83.2	55.3	56.7	64.6	56.2	62.7	59.3	55.7	50.9
1950	49.5	41.2	36.4	32.8	38.6	47.9	30.6	38.8	35.1	41.2	36.8	41.6
1951	41.7	45.9	48.6	48.3	39.9	47.1	64.3	57.4	61.3	58.5	56.2	65.2
1952	48.1	57.2	79.8	87.5	74.3	71.3	62.2	64.2	48.7	49.2	59.4	47.8
1953	54.9	47.8	45.5	50.4	60.6	68.3	71.3	58.9	50.7	58.1	50.8	49.1
1954	41.6	56.2	61.4	42.3	50.5	50.0	49.4	53.4	61.6	49.8	64.5	75.2
1955	64.9	66.9	79.0	77.4	59.4	59.6	57.2	58.7	69.4	62.5	58.3	59.0
1956	76.7	69.7	60.0	69.3	56.0	63.8	68.1	66.1	73.6	70.2	73.6	69.7
1957	67.2	62.9	54.1	59.4	61.5	54.1	60.4	66.5	60.6	57.0	63.8	58.5
1958	60.7	54.2	64.8	60.0	79.9	75.0	67.6	64.6	52.7	68.9	67.5	60.8
1959	60.2	62.7	68.9	65.3	62.0	71.5	44.8	67.3	76.4	69.9	69.3	76.0
1960	75.8	81.6	82.8	70.1	76.7	76.9	84.0	73.0	69.1	82.9	78.4	73.6
1961	92.4	79.0	73.4	85.9	52.2	73.5	74.0	77.3	80.7	79.0	69.0	84.8
1962	68.5	77.1	70.5	71.0	83.8	76.2	70.2	88.3	75.3	73.7	85.3	80.0
1963	81.3	73.1	85.4	79.1	95.3	79.7	92.2	83.1	88.1	92.1	89.7	75.8
1964	107.7	94.1	94.1	107.1	89.4	111.9	103.3	100.1	109.1	92.7	96.1	104.4
1965	92.2	94.1	107.0	90.9	102.4	98.9	118.7	85.5	90.8	108.4	105.1	91.3
1966	101.4	101.8	93.0	97.2	87.1	85.3	92.1	105.9	97.3	87.6	89.7	93.4
1967	120.7	95.2	85.4	95.1	97.3	102.6	93.8	91.9	93.1	101.7	96.5	104.8
1968	94.1	119.7	102.2	104.8	96.3	100.0	92.9	86.4	134.6	100.1	97.5	96.9
1969	98.7	93.4	116.6	91.2	98.9	85.3	90.1	96.8	84.1	73.5	83.1	101.6

EXPORTS (INCLUDING RE-EXPORTS) TO ALL OTHER COUNTRIES -- EXPORTATIONS (Y COMPRIS RÉEXPORTATIONS) VERS TOUS LES AUTRES PAYS

(\$'000,000)

YEAR
--
ANNÉE

	1	2	3	4	5	6	7	8	9	10	11	12
	NOT ADJUSTED FOR SEASONALITY -- NON DÉSAISONNALISÉES											
1946	66.2	56.6	60.5	65.0	68.6	68.7	72.8	89.7	43.7	54.9	84.1	68.0
1947	78.8	65.2	75.1	59.7	97.4	114.5	85.4	74.0	76.4	81.1	91.1	89.3
1948	66.5	61.3	56.8	58.4	84.6	69.5	74.7	57.0	71.1	91.0	72.2	118.9
1949	63.7	52.6	53.6	63.5	78.7	79.8	66.2	72.1	56.2	47.6	63.7	75.2
1950	41.1	39.6	43.3	44.0	62.7	58.3	49.5	46.2	55.2	62.6	61.4	58.0
1951	57.5	46.7	60.0	71.3	66.6	72.3	97.9	90.3	80.1	99.5	111.5	125.4
1952	92.3	96.8	100.0	93.8	96.3	100.1	113.2	96.0	101.0	116.3	115.8	121.1
1953	78.7	66.0	66.4	66.4	91.3	119.5	103.2	79.1	86.4	89.5	94.1	87.9
1954	66.5	61.9	62.5	76.0	87.1	80.2	77.4	71.6	71.1	77.4	85.6	93.5
1955	63.3	64.1	73.8	74.7	83.2	84.4	90.0	79.9	86.0	81.1	87.2	87.7
1956	74.8	77.4	74.6	84.6	112.9	129.0	116.2	90.5	96.6	102.0	97.7	99.3
1957	118.7	79.6	94.3	88.7	109.1	101.8	122.8	90.3	98.2	89.5	103.0	142.1
1958	97.0	82.8	96.6	92.6	153.3	115.8	97.1	110.8	71.5	103.8	93.8	107.2
1959	94.3	65.9	80.0	95.1	93.4	121.0	94.6	97.6	95.6	99.8	115.5	122.1
1960	103.0	107.6	100.9	78.1	121.1	117.0	126.4	131.1	124.9	136.4	132.6	146.9
1961	142.7	99.3	124.8	140.3	135.5	161.0	162.3	159.5	154.8	151.8	159.0	171.7
1962	128.3	102.5	118.7	113.5	168.5	151.9	149.1	134.3	124.3	161.3	187.4	148.3
1963	151.7	113.8	131.7	142.5	183.8	150.7	152.7	154.7	174.6	194.0	250.0	251.9
1964	212.0	155.4	184.1	199.3	221.0	287.1	292.1	204.5	242.5	206.6	218.0	236.7
1965	160.2	140.6	201.1	176.3	220.7	189.9	227.8	196.8	204.5	254.6	321.1	254.9
1966	225.3	179.3	206.6	192.6	269.7	235.8	260.8	314.4	296.3	241.1	278.8	258.3
1967	276.5	199.9	212.9	235.3	287.3	296.9	272.7	229.0	191.4	225.7	246.0	235.9
1968	207.9	227.0	222.3	257.8	302.1	266.7	288.8	273.8	283.2	301.5	250.8	286.3
1969	244.6	221.6	237.1	233.4	308.9	286.8	333.6	234.9	273.0	226.0	245.1	354.7

SEASONALLY ADJUSTED (MED-5) -- DÉSAISONNALISÉES (MED-5)

1946	74.0	76.3	75.4	76.0	59.2	64.9	61.0	98.0	47.9	57.4	71.2	63.0
1947	88.3	85.8	92.6	73.1	83.9	97.6	86.3	83.1	79.7	70.7	80.1	66.5
1948	77.9	78.4	70.1	69.2	74.1	63.2	73.6	65.6	76.4	81.2	63.7	88.4
1949	73.3	69.1	67.4	72.1	68.3	73.1	60.2	78.9	55.9	42.2	55.7	56.5
1950	47.0	52.3	50.6	51.3	56.9	53.3	46.5	52.8	56.5	56.5	54.8	43.4
1951	67.5	62.5	73.7	79.6	65.8	69.0	91.0	95.2	85.1	91.5	97.6	100.5
1952	110.6	116.0	118.2	105.0	90.9	92.6	104.7	97.0	101.5	104.1	103.5	98.6
1953	92.1	84.1	77.7	74.5	83.5	113.7	89.1	82.8	87.6	84.3	81.5	77.5
1954	75.7	78.2	72.9	81.9	81.0	75.5	69.1	74.6	71.8	72.3	78.2	79.6
1955	73.2	74.5	87.8	80.4	74.7	77.3	78.7	82.8	82.9	78.1	82.5	77.1
1956	84.9	93.1	85.5	90.7	106.6	114.4	107.0	90.3	98.8	101.2	91.9	89.0
1957	135.6	98.9	101.8	96.9	95.6	93.0	115.1	91.3	95.5	91.8	97.3	124.5
1958	101.7	105.2	109.4	100.8	140.5	102.7	90.3	116.0	68.7	100.0	95.0	91.5
1959	97.1	88.7	83.9	100.6	90.2	102.2	92.4	104.0	95.6	92.1	110.3	107.0
1960	105.8	140.0	109.6	89.4	109.3	110.4	125.7	127.9	125.6	132.7	118.4	130.6
1961	139.0	135.9	144.2	160.5	121.9	144.4	157.8	159.8	157.1	135.5	144.6	158.8
1962	128.3	140.4	139.4	134.3	149.7	143.8	133.4	139.6	132.5	151.1	155.1	135.5
1963	156.2	159.3	163.6	159.0	165.9	152.6	135.7	162.2	177.0	183.2	215.3	221.8
1964	224.8	210.6	206.7	235.1	203.0	259.5	264.3	224.2	234.3	199.9	186.8	210.2
1965	180.0	190.1	230.0	196.8	204.3	180.0	202.9	203.4	204.2	256.8	264.1	236.0
1966	253.0	233.4	236.0	216.5	228.7	228.1	236.2	319.9	275.1	244.6	246.7	240.8
1967	293.0	251.8	243.1	275.8	242.4	265.6	247.2	232.0	179.8	214.0	233.9	231.1
1968	226.5	272.9	262.1	271.2	267.3	261.3	248.7	280.0	276.4	295.8	239.6	266.7
1969	273.1	271.8	278.1	253.9	269.8	267.7	289.7	248.1	244.4	226.3	250.0	330.9

IMPORTS(1) FROM ALL COUNTRIES(2) -- IMPORTATIONS(1) EN PROVENANCE DE TOUS LES PAYS(2)

(\$ 100,000)

YEAR ANNÉE	J	F	M	A	M	J	J	A	S	O	N	D
	NOT ADJUSTED FOR SEASONALITY -- NON DÉSAISONNALISÉES											
1946	131.7	108.0	132.8	149.0	153.3	146.1	150.6	158.9	153.1	183.1	195.6	179.6
1947	171.9	175.8	207.1	222.9	237.8	228.7	223.8	201.2	204.3	250.2	226.1	192.7
1948	204.5	181.1	195.9	225.2	233.4	231.3	223.3	204.9	219.7	241.7	236.6	230.7
1949	222.0	204.3	233.5	239.0	246.7	246.5	225.9	205.6	215.2	229.0	235.3	210.9
1950	209.9	198.6	234.9	226.2	286.7	278.5	255.4	261.2	273.9	315.0	322.3	262.7
1951	323.9	271.5	338.6	387.2	399.2	353.4	363.4	346.3	302.8	333.9	318.3	266.4
1952	302.3	277.3	319.7	315.0	375.4	315.5	332.9	290.8	336.7	364.2	352.8	333.7
1953	318.6	304.8	353.4	381.2	409.6	394.9	390.4	327.7	352.4	343.8	341.7	329.3
1954	275.2	287.6	346.0	336.8	349.4	465.7	329.0	319.7	309.0	321.0	360.3	327.8
1955	298.2	301.0	364.5	368.6	423.5	393.2	359.7	408.1	401.3	445.1	436.5	378.0
1956	395.6	396.5	453.2	516.5	539.6	482.1	474.4	455.5	421.2	527.0	512.3	391.8
1957	450.1	423.9	454.8	524.9	546.6	448.0	466.6	454.2	429.5	467.8	440.0	382.0
1958	387.5	354.9	414.3	436.5	475.7	440.3	419.9	373.8	409.4	483.8	446.4	417.7
1959	400.3	377.4	429.0	517.4	511.8	516.1	483.3	432.1	452.7	483.3	484.9	441.5
1960	396.2	448.9	469.7	475.4	521.3	489.7	432.7	447.9	430.3	448.3	516.0	427.7
1961	425.1	391.0	454.4	435.1	553.7	498.0	460.4	491.8	466.9	556.1	573.9	475.0
1962	488.0	443.6	526.3	496.2	658.0	532.6	562.6	528.1	475.0	576.6	564.3	443.2
1963	504.7	431.2	478.2	554.5	609.1	532.9	585.2	524.9	542.7	620.1	618.2	556.4
1964	566.0	512.6	576.0	703.5	657.7	686.0	637.6	566.1	616.3	636.7	673.2	656.0
1965	559.5	551.0	729.9	698.2	736.9	794.7	732.3	660.5	724.7	763.5	895.4	786.7
1966	706.6	667.7	830.4	822.5	938.2	900.5	792.8	818.2	825.6	936.2	960.9	871.9
1967	873.7	766.4	851.8	944.5	1,053.8	977.4	915.5	841.7	868.2	924.7	974.0	880.3
1968	942.9	964.7	902.5	1,089.3	1,127.2	984.3	975.6	876.2	1,031.8	1,212.3	1,101.5	1,089.5
1969	1,122.3	1,038.7	1,103.2	1,240.6	1,299.1	1,264.9	1,149.5	958.2	1,240.9	1,306.1	1,229.4	1,248.6

SEASONALITY ADJUSTED (IMP-1) -- DÉSAISONNALISÉES (IMP-1)

1946	134.3	126.1	137.0	138.6	135.7	145.1	151.4	165.3	164.6	160.2	182.9	208.9
1947	174.3	204.6	219.6	214.8	219.9	218.4	211.3	224.6	207.6	215.5	229.5	202.6
1948	216.9	210.8	197.7	218.5	214.1	217.6	214.5	215.6	221.2	228.4	216.7	246.3
1949	239.9	239.3	231.0	238.8	225.3	226.6	226.1	208.0	215.1	212.4	222.9	228.6
1950	223.3	235.4	233.5	237.1	251.3	257.8	250.1	261.0	285.2	289.9	300.4	300.2
1951	335.9	328.8	346.2	389.7	344.7	343.3	345.3	343.0	323.8	305.2	298.8	300.2
1952	320.6	315.7	330.7	308.4	328.4	303.2	310.3	313.5	334.6	337.0	360.1	353.9
1953	350.4	356.4	352.2	362.5	372.8	368.6	365.9	348.7	357.0	329.5	332.7	351.1
1954	320.4	335.4	332.7	315.8	312.3	382.5	311.0	322.2	325.2	320.9	341.2	347.8
1955	362.2	347.6	349.9	356.1	369.0	362.2	371.2	401.4	401.9	434.7	413.2	410.8
1956	462.1	440.2	451.3	493.9	457.2	468.6	476.0	457.2	461.3	482.0	478.1	439.0
1957	482.5	489.6	477.6	479.2	461.9	446.5	453.0	471.3	451.7	423.7	421.1	415.2
1958	418.1	411.7	430.2	403.3	415.0	420.7	408.5	411.6	414.5	439.5	440.2	437.2
1959	442.0	438.7	434.2	477.6	470.7	472.8	476.8	464.3	467.6	452.7	452.2	459.3
1960	453.4	493.1	464.8	462.7	454.1	454.1	447.6	445.5	443.7	433.1	467.3	457.3
1961	462.1	457.6	455.1	442.0	465.2	460.3	468.3	495.8	497.2	520.6	514.2	530.2
1962	507.9	524.3	542.6	482.7	557.0	519.3	551.4	542.2	522.7	522.4	510.2	475.1
1963	529.2	512.8	520.0	523.3	530.7	530.9	555.7	556.9	572.4	567.5	581.8	577.0
1964	600.0	599.7	592.2	672.0	619.2	619.4	620.0	631.1	635.2	608.5	634.7	655.7
1965	635.6	652.2	722.0	664.5	677.0	732.5	729.9	720.0	740.2	769.3	803.3	786.6
1966	771.7	786.0	821.8	797.3	826.7	834.6	841.0	874.1	840.8	912.8	880.8	884.3
1967	911.8	892.9	850.5	944.7	897.1	896.2	957.6	911.7	910.8	867.3	890.7	940.6
1968	947.2	1,065.7	982.3	989.9	988.3	980.1	975.5	1,005.4	1,082.1	1,110.6	1,121.6	1,109.3
1969	1,146.1	1,208.6	1,168.8	1,147.3	1,160.2	1,205.6	1,148.4	1,156.1	1,218.6	1,205.7	1,221.5	1,214.7

(1) THE EFFECT OF THE DELAY IN THE RECEIPT OF CUSTOMS IMPORT DOCUMENTS HAS BEEN ADJUSTED FOR THE PERIOD APRIL 1966-JULY 1967 FOR TOTAL IMPORTS, TOTAL TRADE WITH THE UNITED STATES, THE UNITED KINGDOM AND OTHER COUNTRIES. -- LA RÉPERCUSSION DU RETARD AFFÉRENT À LA RÉCEPTION DES DOCUMENTS DOUANIERS TOUCHANT LES IMPORTATIONS A ÉTÉ RECTIFIÉE POUR LA PÉRIODE D'AVRIL 1966 À JUILLET 1967 AU TITRE DES IMPORTATIONS GLOBALES, DU COMMERCE GLOBAL AVEC LES ÉTATS-UNIS, LE ROYAUME-UNI ET D'AUTRES PAYS.

(2) COMMENCING JANUARY 1955 THE UNADJUSTED DATA ARE REVISED TO THE GENERAL TRADE BASIS. SEE DBS, TRADE OF CANADA - IMPORTS BY COMMODITIES, JANUARY 1964, PAGES I-VIII. -- À COMPTER DE JANVIER 1955, LES SÉRIES NON DÉSAISONNALISÉES SONT RAMENÉES À LA BASE DE COMMERCE GÉNÉRAL. VOIR B.F.S., TRADE OF CANADA - IMPORTS BY COMMODITIES, JANVIER 1964, PAGES I-VIII.

IMPORTS(1) FROM UNITED STATES(2) - IMPORTATIONS(1) EN PROVENANCE DES ÉTATS-UNIS(2)

(\$'000,000)

YEAR ANNÉE	J	F	M	A	M	J	J	A	S	O	N	D
	NOT ADJUSTED FOR SEASONALITY -- NON DÉSAISONNALISÉES											
1946	96.7	85.4	99.2	113.2	111.2	105.0	111.2	121.6	113.9	138.1	147.7	144.1
1947	135.5	137.5	163.7	179.2	182.7	172.8	166.7	152.7	160.0	187.3	172.4	141.0
1948	149.6	136.5	137.8	158.9	144.3	154.0	148.7	135.4	152.0	159.6	162.9	158.9
1949	163.8	147.6	167.2	174.2	169.3	173.7	156.4	138.8	152.7	163.2	159.2	149.2
1950	152.8	142.0	158.9	158.2	192.7	185.1	167.2	167.2	172.3	203.5	210.4	179.3
1951	230.7	197.1	242.7	273.7	269.2	236.0	229.6	221.3	204.7	229.9	219.1	198.2
1952	225.4	208.2	247.7	238.3	275.8	229.0	239.1	203.4	244.4	265.5	255.4	255.4
1953	241.5	236.9	267.6	288.6	304.3	291.4	275.0	230.3	256.0	246.5	237.5	239.8
1954	199.0	213.7	264.6	247.9	253.3	291.2	232.4	227.9	215.0	226.3	263.6	236.4
1955	221.0	225.9	273.2	272.7	310.2	293.2	263.3	282.1	292.0	322.1	297.5	284.1
1956	287.5	297.8	352.0	387.0	387.0	351.2	333.5	314.1	295.6	382.5	361.1	292.0
1957	338.7	321.9	343.2	383.7	387.6	316.3	322.4	307.9	296.1	316.8	292.4	269.1
1958	279.9	248.9	306.0	301.9	322.1	307.1	276.0	241.5	287.3	319.3	290.3	280.7
1959	282.3	275.3	305.1	353.5	334.0	355.8	322.8	274.7	289.7	319.6	306.3	297.5
1960	280.0	321.0	329.6	322.5	346.0	329.6	284.2	275.8	287.1	305.2	325.4	282.7
1961	294.3	271.2	322.1	300.5	351.6	334.1	310.2	322.9	305.8	373.0	365.9	318.1
1962	351.0	318.4	381.5	356.0	454.0	352.6	387.5	345.7	309.7	389.9	362.6	297.7
1963	367.8	313.5	349.5	382.8	409.9	365.0	391.0	335.1	352.2	422.7	391.1	364.0
1964	413.6	377.6	411.3	497.8	437.3	473.7	426.7	375.0	420.1	440.3	441.8	449.1
1965	411.9	407.7	539.4	489.9	507.7	559.8	501.8	435.6	499.8	534.7	607.6	549.0
1966	525.8	478.3	621.1	591.5	693.5	653.2	527.6	550.0	575.4	674.3	660.2	653.5
1967	664.4	573.0	652.5	676.5	783.9	711.1	643.8	587.6	639.3	677.6	706.2	635.4
1968	722.0	730.3	680.3	791.8	839.1	735.6	695.1	599.7	749.0	898.8	831.2	776.5
1969	854.8	798.4	838.0	915.1	940.6	906.0	800.3	646.2	879.1	978.0	873.1	887.0

SEASONALLY ADJUSTED (MCP = 3) -- DÉSAISONNALISÉES (MCP = 3)

1946	96.0	95.0	101.3	102.3	101.8	106.5	114.3	127.8	123.1	123.2	139.3	165.5
1947	132.7	153.3	168.2	166.6	170.0	165.7	162.2	177.5	163.0	166.8	179.0	146.6
1948	150.1	152.5	133.7	145.1	138.1	146.2	148.3	150.0	155.2	156.0	156.0	167.1
1949	168.4	163.9	160.7	166.5	155.4	161.0	164.2	147.8	155.2	156.6	156.5	159.0
1950	153.7	157.5	151.0	157.1	167.3	171.7	170.8	178.4	182.8	194.5	202.7	202.0
1951	225.5	224.6	235.2	261.8	230.8	231.5	231.0	236.4	225.8	217.8	213.3	218.4
1952	228.7	224.7	245.0	226.3	238.4	221.7	233.2	233.2	246.7	253.7	270.9	265.1
1953	256.4	265.0	255.3	267.1	277.5	272.7	269.4	255.7	265.5	241.0	240.2	249.5
1954	227.0	238.1	243.3	227.1	225.3	277.8	229.1	241.1	226.8	232.3	257.8	245.6
1955	246.2	249.9	251.5	257.8	269.9	269.8	280.3	293.4	296.8	317.7	295.5	302.3
1956	314.4	319.0	333.9	359.9	330.5	339.1	342.1	330.3	329.8	356.0	352.1	324.3
1957	354.3	357.6	345.8	341.2	330.7	313.1	319.1	333.6	314.5	292.4	294.0	291.1
1958	289.5	276.2	303.2	276.3	283.0	289.7	274.3	279.7	296.8	295.9	301.8	293.7
1959	296.3	306.1	294.9	322.3	314.5	322.5	320.2	312.1	306.3	301.6	302.2	310.1
1960	311.0	335.5	308.0	310.9	308.3	302.8	302.9	292.1	302.4	297.3	313.3	302.1
1961	303.1	300.9	303.7	302.3	300.0	305.9	315.4	341.4	333.7	352.8	345.7	359.1
1962	347.1	356.7	368.7	348.5	394.7	338.1	386.3	374.9	353.8	357.1	348.1	325.5
1963	362.9	351.7	359.9	357.4	360.4	361.2	375.8	371.5	382.7	387.8	389.9	383.4
1964	412.4	418.3	401.2	471.3	416.0	424.1	423.7	437.6	446.2	418.9	440.2	454.4
1965	442.7	460.5	507.0	462.4	462.9	514.2	511.5	501.9	518.3	539.0	569.5	554.9
1966	543.0	540.2	588.4	570.4	609.3	600.6	583.5	620.3	595.2	653.4	633.0	667.1
1967	663.8	643.9	624.5	673.7	660.1	646.3	695.6	672.2	680.1	634.4	666.2	690.5
1968	694.2	778.5	712.1	716.4	726.3	730.0	720.1	726.3	795.9	815.7	826.6	806.3
1969	830.4	897.7	849.9	844.8	824.5	859.6	831.3	832.2	876.1	892.7	894.5	878.9

EXPORTS(1) FROM UNITED KINGDOM(2) - EXPORTATIONS(1) EN PROVENANCE DU ROYAUME-UNI(2)

(\$'000,000)

YEAR -- ANNEE	J	F	M	A	M	J	J	A	S	O	N	D
	NOT ADJUSTED FOR SEASONALITY -- NON DÉSAISONNALISÉES											
1946	12.3	5.1	8.9	11.4	10.6	13.8	12.0	12.0	11.1	14.9	14.2	11.2
1947	13.7	10.4	13.6	12.5	14.9	17.8	17.2	14.7	15.0	17.6	17.2	19.7
1948	20.9	17.4	21.2	24.2	26.9	25.5	29.0	24.3	23.5	28.7	27.8	24.2
1949	25.0	22.7	28.0	29.8	29.1	26.6	28.9	25.2	21.4	19.0	26.1	20.5
1950	25.9	25.2	32.5	29.4	36.0	36.9	32.5	34.0	35.9	41.4	39.3	31.8
1951	33.7	27.7	30.3	48.7	42.9	39.5	42.8	37.8	27.8	32.2	32.8	19.1
1952	23.9	21.0	22.3	28.0	31.6	30.8	33.4	31.5	31.0	35.9	34.6	27.5
1953	30.1	26.7	37.1	37.6	42.8	42.1	46.2	37.6	33.5	36.1	38.2	37.6
1954	27.9	28.7	30.3	33.5	35.3	43.4	33.9	30.1	29.5	30.2	26.0	33.2
1955	26.8	25.1	32.2	33.0	37.1	25.9	32.9	44.5	30.8	37.9	39.9	27.7
1956	32.5	30.5	33.6	49.6	50.0	41.0	47.8	42.2	35.2	42.5	48.1	28.4
1957	34.8	35.1	41.9	51.1	50.3	42.0	43.8	45.8	37.6	43.7	49.0	34.3
1958	36.2	34.2	43.0	51.6	55.1	45.0	47.3	36.5	36.4	48.0	48.6	39.2
1959	34.7	30.3	41.4	60.0	61.3	53.0	52.4	56.7	46.0	51.3	56.8	46.3
1960	41.0	46.7	51.8	57.8	56.7	54.9	42.3	50.7	37.9	41.1	59.3	46.7
1961	45.0	44.6	50.3	42.5	72.5	58.5	49.8	53.9	39.3	54.1	62.7	45.8
1962	42.8	44.1	50.1	41.6	59.8	53.4	50.3	52.8	40.3	46.4	51.9	35.4
1963	37.0	30.1	36.8	47.2	51.5	43.1	50.6	47.3	38.7	43.7	53.5	47.4
1964	38.1	37.0	49.2	61.3	58.8	51.0	52.1	44.8	37.6	46.2	50.9	46.9
1965	38.2	40.6	53.4	56.2	54.1	48.2	58.0	51.1	45.9	54.6	61.9	57.0
1966	44.1	59.0	58.0	57.1	56.3	51.4	54.6	74.6	49.9	56.0	64.4	47.2
1967	50.5	46.7	50.3	60.4	67.7	67.3	61.0	57.5	43.5	47.3	43.5	53.0
1968	52.5	54.7	51.7	66.4	61.7	53.3	53.9	59.8	48.6	60.8	62.2	70.6
1969	57.3	52.0	63.8	63.0	82.4	87.0	75.5	65.1	63.4	59.4	62.3	59.9

SEASONALLY ADJUSTED (MCD = 3) -- DÉSAISONNALISÉES (MCD = 3)

1946	12.2	6.3	9.0	10.4	9.3	13.3	11.1	12.2	12.7	13.4	13.5	13.8
1947	13.2	12.7	13.7	11.7	13.1	16.4	14.7	15.5	16.6	16.1	17.4	23.1
1948	21.5	20.7	20.6	22.7	24.9	23.9	25.5	24.9	26.1	27.8	26.9	28.0
1949	26.6	27.9	27.2	29.0	25.4	24.7	25.3	25.1	22.8	18.6	25.0	24.8
1950	27.3	31.6	31.4	29.3	31.2	33.2	28.9	33.2	39.9	38.6	37.0	39.2
1951	37.0	35.5	31.4	46.8	37.2	37.6	36.7	36.2	31.6	30.5	30.2	24.5
1952	26.8	25.4	23.7	26.8	27.7	28.2	28.6	31.1	32.9	33.2	33.7	33.4
1953	34.8	34.0	38.0	35.2	37.2	38.2	39.0	37.8	35.6	34.9	35.0	45.7
1954	32.7	36.2	30.5	29.9	30.8	39.8	30.2	28.5	31.4	29.4	23.1	39.7
1955	32.3	31.3	31.5	30.1	30.8	24.0	30.1	42.5	32.7	37.6	35.7	34.5
1956	38.2	36.6	34.5	43.1	41.2	39.9	43.7	39.3	41.5	40.7	41.5	36.2
1957	41.2	43.1	43.3	43.1	40.0	41.9	41.0	43.9	43.0	42.0	44.1	40.7
1958	42.7	41.5	45.0	42.9	44.9	43.0	44.2	36.0	41.8	46.6	44.2	45.7
1959	42.4	36.6	42.3	49.8	53.1	48.7	51.7	55.3	55.7	51.2	49.9	51.9
1960	52.1	55.0	52.0	51.0	46.3	50.1	44.3	47.3	44.7	42.4	51.4	52.3
1961	54.8	52.6	51.5	38.2	59.5	52.7	50.6	49.6	49.2	53.7	53.2	52.6
1962	50.2	51.6	51.1	35.8	49.0	51.1	47.5	49.9	50.2	45.7	43.4	38.6
1963	43.2	35.8	39.4	40.5	43.3	43.3	47.4	46.3	46.8	42.7	48.7	49.4
1964	45.5	44.0	49.3	53.5	53.1	48.7	48.2	46.2	45.3	47.0	46.1	47.1
1965	47.7	48.0	52.9	48.1	48.2	47.3	53.6	50.1	53.8	58.2	54.6	56.6
1966	52.5	69.1	55.7	51.3	47.7	49.6	52.9	73.0	57.2	58.9	59.0	45.7
1967	56.9	54.8	50.3	56.1	58.7	63.5	59.6	54.4	52.8	48.8	40.2	52.7
1968	58.9	60.0	55.3	57.8	53.5	53.4	51.2	58.7	57.1	61.5	60.1	68.6
1969	53.1	61.3	66.7	56.5	70.9	82.8	70.2	67.4	71.6	61.8	61.7	57.0

SEE FOOTNOTE(S) ON PAGE T-7-5. -- VOIR RENVOI(S) À LA PAGE T-7-5.

IMPORTS(1) FROM ALL OTHER COUNTRIES(2) - IMPORTATIONS(1) EN PROVENANCE DE TOUTS LES AUTRES PAYS(2)

(\$'000,000)

YEAR -- ANNÉE	J	F	M	A	M	J	J	A	S	O	N	D
	NOT ADJUSTED FOR SEASONALITY -- NON DÉSAISONNALISÉES											
1946	22.7	17.4	24.7	24.4	31.5	27.3	26.9	25.3	28.0	30.1	33.6	24.4
1947	22.8	27.9	29.8	31.2	40.2	38.0	39.9	33.9	29.3	45.3	36.6	32.0
1948	34.0	27.2	36.9	42.1	52.2	51.7	45.6	45.3	44.3	53.4	45.9	47.6
1949	33.2	34.0	38.3	35.0	48.3	46.2	40.6	41.6	41.2	46.8	50.0	41.3
1950	31.1	31.4	43.5	33.7	58.0	56.5	55.8	60.0	65.7	70.1	72.6	51.6
1951	59.5	46.7	65.6	64.8	87.1	78.0	91.1	87.2	70.4	71.8	66.4	49.2
1952	53.0	48.1	49.7	43.7	68.0	59.7	60.4	55.9	61.4	62.8	62.8	50.8
1953	47.0	41.2	48.7	55.0	62.0	61.4	69.3	59.8	62.9	61.3	66.0	51.9
1954	48.3	45.2	51.0	55.3	60.8	71.0	62.7	61.6	64.4	64.4	70.8	58.2
1955	50.4	50.0	59.1	62.9	76.2	74.1	83.5	81.5	78.5	85.1	99.1	66.2
1956	75.6	68.2	67.6	79.9	102.7	89.9	93.1	99.2	90.4	102.0	103.1	71.4
1957	76.6	66.9	69.7	90.1	108.7	89.7	100.4	100.5	95.8	107.3	98.6	78.6
1958	71.4	71.8	65.3	83.0	98.5	88.2	96.6	95.8	85.7	116.5	107.5	97.8
1959	83.3	71.8	82.5	103.9	116.5	107.3	108.2	100.7	117.0	112.4	121.8	97.7
1960	75.2	79.2	88.3	95.1	118.6	105.2	97.2	121.4	105.3	102.0	131.3	98.3
1961	84.8	75.2	82.0	92.1	129.0	105.4	100.4	115.0	121.8	129.0	145.3	111.1
1962	94.2	81.1	94.7	98.6	144.2	126.6	124.8	129.6	125.0	140.3	149.8	110.1
1963	99.9	87.7	91.9	124.6	147.7	124.9	143.6	142.4	151.9	153.7	173.7	145.0
1964	114.3	98.0	115.4	144.5	161.5	161.3	158.8	146.3	158.6	150.2	180.5	160.0
1965	109.4	102.7	137.1	152.1	175.2	186.7	172.4	173.8	179.0	174.4	225.8	180.5
1966	136.7	130.5	151.3	173.9	188.5	195.9	210.6	193.6	200.3	205.9	236.3	171.3
1967	159.8	146.5	149.0	207.6	202.2	199.0	210.7	196.5	185.4	199.8	224.3	191.9
1968	168.4	179.7	170.5	231.1	226.4	195.4	226.6	216.7	235.2	254.1	268.1	242.4
1969	214.2	188.3	201.4	262.5	276.1	271.9	273.7	246.9	298.4	268.7	294.0	301.7

SEASONALLY ADJUSTED (MCD = 3) -- DÉSAISONNALISÉS (MCD = 3)

1946	26.1	24.8	26.7	25.9	24.6	25.3	26.0	25.3	28.8	23.6	30.1	29.6
1947	28.4	38.6	37.7	36.5	36.8	36.3	34.4	31.6	28.0	32.6	33.1	32.9
1948	45.3	37.6	43.4	50.7	51.1	47.3	40.7	40.7	39.9	44.6	33.8	51.2
1949	44.9	47.5	43.1	43.3	44.5	40.9	36.6	35.1	37.1	37.2	41.4	44.8
1950	42.3	46.3	51.1	50.7	52.8	52.9	50.4	49.4	62.5	56.8	60.7	59.0
1951	73.4	68.7	79.6	81.1	76.7	74.2	77.6	70.4	66.4	56.9	55.3	57.3
1952	69.1	65.6	62.0	55.3	62.3	53.3	48.5	49.2	55.0	50.1	55.5	55.4
1953	59.2	57.4	58.9	60.2	58.1	57.7	57.5	55.2	55.9	53.6	57.5	55.9
1954	60.7	61.1	59.9	58.8	56.2	64.9	51.7	52.6	67.0	59.2	60.3	62.5
1955	63.7	66.4	66.9	68.2	68.3	68.4	60.8	73.1	72.4	79.4	82.0	74.0
1956	89.5	84.7	82.9	90.9	85.5	89.6	90.2	87.6	90.0	85.3	84.5	78.5
1957	87.0	88.9	88.5	94.9	91.2	91.5	92.9	93.8	94.2	89.3	83.0	83.4
1958	85.9	94.0	82.0	84.1	87.1	88.0	90.0	95.9	75.9	97.0	94.2	97.8
1959	103.3	96.0	97.0	105.5	103.1	101.6	104.9	96.9	105.6	99.9	100.1	97.3
1960	96.3	102.6	104.8	100.8	99.5	101.2	100.4	106.1	96.6	93.4	102.6	102.9
1961	104.2	104.1	99.9	101.5	105.7	101.7	102.3	104.8	114.3	114.1	115.3	118.5
1962	110.6	116.0	122.8	98.4	114.3	130.1	117.6	117.4	118.7	119.6	118.7	111.0
1963	123.1	125.3	120.7	125.4	127.0	126.4	132.5	139.1	142.9	137.0	143.2	144.2
1964	142.1	137.4	141.7	147.2	150.1	146.6	148.1	147.3	143.7	142.6	148.4	154.2
1965	145.2	143.7	162.1	154.0	165.9	171.0	164.8	168.0	168.1	172.1	179.2	175.1
1966	176.2	176.7	177.7	175.6	169.7	184.4	204.6	180.8	188.4	200.5	188.8	171.5
1967	191.1	194.2	175.7	214.9	179.3	186.4	202.4	185.1	177.9	184.1	184.3	197.4
1968	194.1	227.2	214.9	215.7	208.5	196.7	204.2	220.4	229.1	233.4	234.9	234.4
1969	252.6	249.6	252.2	246.0	264.8	263.2	246.9	256.5	270.9	251.2	265.3	278.8

SEE FOOTNOTE(S) ON PAGE T-7-5. -- VOIR RENVOI(S) À LA PAGE T-7-5.

MANUFACTURER INVENTORIES OWNED (1) -- STOCKS PROPRES DES FABRICANTS (1)

(\$'000,000)

YEAR

ANNÉE

	J	F	M	A	M	J	J	A	S	O	N	D
	NOT ADJUSTED FOR SEASONALITY -- NON DÉSAISONNALISÉS											
1949	2,339.8	2,367.2	2,367.5	2,314.8	2,340.5	2,340.0	2,366.2	2,335.1	2,296.3	2,288.6	2,254.6	2,285.8
1950	2,283.2	2,273.4	2,274.3	2,260.2	2,275.1	2,292.0	2,345.8	2,345.2	2,351.9	2,407.4	2,472.2	2,597.0
1951	2,641.1	2,690.0	2,748.0	2,830.7	2,926.3	3,054.8	3,143.5	3,220.0	3,270.5	3,306.5	3,310.2	3,327.8
1952	3,356.7	3,363.6	3,329.1	3,260.9	3,269.4	3,270.3	3,264.7	3,269.0	3,290.9	3,276.7	3,274.0	3,328.9
1953	3,318.3	3,341.9	3,343.7	3,341.5	3,368.4	3,411.7	3,431.9	3,484.5	3,458.4	3,466.4	3,455.8	3,500.3
1954	3,500.0	3,501.0	3,467.0	3,397.0	3,391.1	3,394.5	3,352.7	3,339.3	3,327.0	3,310.8	3,317.1	3,324.4
1955	3,335.7	3,367.3	3,401.0	3,341.9	3,335.5	3,339.5	3,324.2	3,310.3	3,331.9	3,353.6	3,371.8	3,466.7
1956	3,535.2	3,614.6	3,669.0	3,671.4	3,714.1	3,752.5	3,759.1	3,773.8	3,821.2	3,838.0	3,910.8	3,981.1
1957	4,015.7	4,164.8	4,115.9	4,109.2	4,117.2	4,121.2	4,129.2	4,125.9	4,149.1	4,166.6	4,130.9	4,105.8
1958	4,098.5	4,082.2	4,083.0	4,027.1	3,994.4	3,946.1	3,902.4	3,906.3	3,917.3	3,916.8	3,918.2	3,970.1
1959	4,020.6	4,066.9	4,083.2	4,077.3	4,068.0	4,042.5	4,012.1	4,058.3	4,082.3	4,074.9	4,074.3	4,154.4
1960	4,209.8	4,282.4	4,344.3	4,351.2	4,356.3	4,338.0	4,300.9	4,307.8	4,278.1	4,273.8	4,272.9	4,297.6
1961	4,230.5	4,278.4	4,299.1	4,295.9	4,291.5	4,286.7	4,243.1	4,275.1	4,287.3	4,352.1	4,383.1	4,462.7
1962	4,505.2	4,548.7	4,607.3	4,591.2	4,570.2	4,534.5	4,545.0	4,591.4	4,618.9	4,646.4	4,644.0	4,675.8
1963	4,698.7	4,759.0	4,798.1	4,778.2	4,730.4	4,752.3	4,718.9	4,765.3	4,779.6	4,805.5	4,842.5	4,925.7
1964	4,973.9	5,036.0	5,066.9	5,041.3	5,066.5	5,082.0	5,094.4	5,175.4	5,217.2	5,221.8	5,304.6	5,345.0
1965	5,396.1	5,502.9	5,546.6	5,564.4	5,595.7	5,607.1	5,595.4	5,685.8	5,744.1	5,793.2	5,855.0	6,005.1
1966	6,039.0	6,114.9	6,154.0	6,192.9	6,222.4	6,243.2	6,249.1	6,355.8	6,410.6	6,478.7	6,527.1	6,576.7
1967	6,607.6	6,624.3	6,650.8	6,624.2	6,661.7	6,651.3	6,661.6	6,724.7	6,691.1	6,686.4	6,705.3	6,725.1
1968	6,774.4	6,805.7	6,784.0	6,749.0	6,692.9	6,634.9	6,601.8	6,707.0	6,774.3	6,796.4	6,788.9	6,880.2
1969	6,923.5	7,016.4	7,052.2	7,003.9	7,025.6	7,005.2	7,011.6	7,136.1	7,151.6	7,229.6	7,280.5	7,343.1

SEASONALLY ADJUSTED (CER = 1) -- DÉSAISONNALISÉS (CER = 1)

1949	2,336.8	2,357.1	2,358.5	2,340.1	2,354.2	2,344.9	2,337.0	2,323.7	2,301.8	2,295.0	2,271.9	2,269.7
1950	2,275.0	2,264.3	2,272.9	2,285.1	2,290.4	2,296.1	2,324.0	2,336.6	2,353.8	2,413.7	2,487.4	2,578.0
1951	2,628.0	2,677.7	2,748.0	2,861.6	2,948.4	3,058.2	3,128.8	3,211.3	3,268.2	3,311.5	3,327.2	3,301.1
1952	3,335.7	3,340.6	3,324.1	3,298.6	3,291.5	3,272.3	3,263.4	3,267.0	3,289.3	3,284.3	3,289.5	3,304.4
1953	3,298.9	3,307.0	3,324.0	3,365.1	3,383.4	3,415.4	3,442.3	3,487.7	3,466.8	3,480.8	3,478.4	3,476.4
1954	3,476.6	3,457.0	3,433.7	3,411.3	3,400.0	3,394.9	3,366.8	3,353.0	3,344.1	3,333.7	3,342.4	3,308.3
1955	3,311.8	3,318.8	3,356.3	3,344.6	3,339.4	3,340.2	3,341.9	3,333.1	3,356.0	3,380.7	3,398.4	3,456.2
1956	3,511.8	3,560.8	3,617.5	3,663.5	3,711.4	3,755.0	3,783.5	3,807.5	3,849.4	3,872.4	3,942.0	3,974.3
1957	3,992.7	4,044.3	4,053.6	4,085.8	4,105.2	4,128.4	4,162.8	4,165.7	4,178.8	4,203.6	4,171.4	4,109.9
1958	4,076.9	4,024.5	4,017.8	3,990.7	3,972.4	3,955.6	3,943.1	3,944.1	3,947.9	3,947.8	3,963.7	3,974.3
1959	3,999.4	4,011.5	4,018.0	4,036.8	4,040.6	4,051.4	4,057.3	4,089.8	4,114.0	4,111.5	4,123.0	4,162.7
1960	4,191.6	4,229.7	4,276.8	4,307.7	4,326.8	4,345.1	4,348.3	4,337.5	4,320.0	4,312.3	4,319.5	4,305.3
1961	4,207.6	4,229.1	4,252.5	4,271.9	4,290.4	4,309.6	4,302.0	4,306.6	4,323.4	4,388.5	4,398.3	4,448.9
1962	4,477.7	4,493.1	4,550.0	4,563.0	4,563.8	4,562.7	4,612.2	4,622.1	4,658.4	4,685.4	4,656.9	4,660.2
1963	4,672.8	4,705.2	4,745.2	4,753.3	4,775.4	4,780.9	4,784.0	4,794.4	4,818.4	4,839.8	4,850.1	4,894.3
1964	4,952.6	4,988.2	4,964.8	5,029.8	5,069.3	5,114.4	5,171.7	5,204.1	5,258.0	5,263.6	5,318.7	5,325.5
1965	5,371.2	5,447.3	5,493.3	5,544.5	5,588.8	5,632.9	5,669.6	5,698.5	5,775.6	5,811.8	5,868.0	5,979.3
1966	6,012.3	6,060.1	6,098.3	6,173.6	6,210.3	6,267.2	6,337.4	6,379.5	6,442.8	6,516.8	6,533.2	6,546.9
1967	6,574.2	6,566.0	6,604.0	6,607.8	6,653.4	6,682.1	6,772.1	6,750.6	6,719.6	6,718.5	6,708.9	6,697.1
1968	6,737.4	6,755.5	6,722.6	6,727.3	6,684.7	6,667.3	6,706.0	6,731.9	6,800.4	6,832.9	6,795.2	6,852.7
1969	6,887.3	6,953.5	6,991.5	6,985.9	7,018.8	7,042.2	7,128.9	7,171.0	7,175.0	7,264.1	7,283.4	7,326.5

(1) THERE ARE DISCONTINUITIES IN THE SERIES IN 1958 AND 1961 FOR FURTHER DETAILS, SEE NOTE TO USERS AND TECHNICAL NOTE NO. 4 OF THE REVIEW (NOVEMBER 1968 AND JANUARY 1969 ISSUES RESPECTIVELY). -- IL EXISTE DES DISCONTINUITÉS DANS LES SÉRIES POUR 1958 ET 1961. ON TROUVERA DE PLUS AMPLES DÉTAILS DANS LA NOTE AUX UTILISATEURS ET DANS LA NOTE TECHNIQUE NO. 4 DE LA REVUE (ÉDITIONS DE NOVEMBRE 1968 ET DE JANVIER 1969 RESPECTIVEMENT).

MANUFACTURING SHIPMENTS (1) -- EXPORTATION DES FABRICATIONS (1)

(\$'000,000)

YEAR
ANNÉE

J F M A M J J A S O N D

NOT ADJUSTED FOR SEASONALITY -- NON DÉSAISONNALISÉES

1949	945.6	931.0	1,073.3	1,032.0	1,065.3	1,085.3	951.0	1,052.6	1,134.7	1,106.9	1,095.3	1,003.9
1950	972.5	986.8	1,104.4	1,034.4	1,166.5	1,201.1	1,152.4	1,179.1	1,287.0	1,282.9	1,266.7	1,203.4
1951	1,284.3	1,277.4	1,386.2	1,374.8	1,462.8	1,427.7	1,358.8	1,369.2	1,360.8	1,460.9	1,404.7	1,271.2
1952	1,351.5	1,326.6	1,378.8	1,404.5	1,493.7	1,450.6	1,337.3	1,351.8	1,460.1	1,541.0	1,409.8	1,408.6
1953	1,347.2	1,390.0	1,554.7	1,545.3	1,555.4	1,536.8	1,489.2	1,422.6	1,538.3	1,528.1	1,407.8	1,395.1
1954	1,319.9	1,393.9	1,560.9	1,489.0	1,499.0	1,546.1	1,416.5	1,426.3	1,514.0	1,449.4	1,476.9	1,456.1
1955	1,396.6	1,451.0	1,608.4	1,591.7	1,674.2	1,740.7	1,583.1	1,676.6	1,754.7	1,710.1	1,702.3	1,649.9
1956	1,561.9	1,643.1	1,780.6	1,773.7	1,910.9	1,990.3	1,767.2	1,836.6	1,924.5	1,939.8	1,874.8	1,740.2
1957	1,752.4	1,721.9	1,926.6	1,881.0	1,991.0	1,942.1	1,875.4	1,835.4	1,837.1	1,900.3	1,833.4	1,741.6
1958	1,641.6	1,629.4	1,769.5	1,811.5	1,895.1	1,891.6	1,819.5	1,721.0	1,846.3	1,914.8	1,795.6	1,712.0
1959	1,665.3	1,712.8	1,864.5	1,952.0	1,970.4	2,065.4	1,934.1	1,828.8	2,002.6	2,058.8	1,912.7	1,850.8
1960	1,760.9	1,825.3	2,016.6	1,907.4	2,024.3	2,067.4	1,851.2	1,977.2	2,063.5	2,002.4	2,015.1	1,844.0
1961	1,701.0	1,716.4	1,915.4	1,937.1	2,023.9	2,093.5	1,894.3	2,059.7	2,083.2	2,100.5	2,109.4	1,908.4
1962	1,893.6	1,850.5	2,139.2	2,054.5	2,316.5	2,303.7	2,109.5	2,179.3	2,234.0	2,382.4	2,290.6	2,036.6
1963	2,077.6	2,054.0	2,221.2	2,272.0	2,561.5	2,391.2	2,319.9	2,276.5	2,449.2	2,586.9	2,481.3	2,383.4
1964	2,369.0	2,359.3	2,598.6	2,591.8	2,585.5	2,733.1	2,453.6	2,429.8	2,745.5	2,711.1	2,657.0	2,622.4
1965	2,374.5	2,409.2	2,903.9	2,785.9	2,859.7	3,022.1	2,710.0	2,723.6	2,996.0	2,994.3	3,021.8	2,821.8
1966	2,696.1	2,792.4	3,264.8	3,034.2	3,184.8	3,284.7	2,827.9	3,015.7	3,212.5	3,223.6	3,277.7	3,113.8
1967	2,883.0	2,892.5	3,277.0	3,140.2	3,369.7	3,412.9	2,954.8	3,201.4	3,370.2	3,386.3	3,405.6	3,239.9
1968	3,047.7	3,048.9	3,260.7	3,357.3	3,591.6	3,474.4	3,221.0	3,236.8	3,566.0	3,805.2	3,637.3	3,402.1
1969	3,309.6	3,316.2	3,695.0	3,600.3	3,764.1	3,778.5	3,507.0	3,376.8	3,802.9	3,922.9	3,698.8	3,641.2

SEASONALLY ADJUSTED (IND = 3) -- DÉSAISONNALISÉES (IND = 3)

1949	1,045.1	1,004.3	1,039.8	1,045.4	1,029.3	1,026.0	987.1	1,046.1	1,049.0	1,069.4	1,074.0	1,061.3
1950	1,050.4	1,059.1	1,067.7	1,067.0	1,101.0	1,133.9	1,195.2	1,176.3	1,222.7	1,220.2	1,245.7	1,296.8
1951	1,361.2	1,367.6	1,361.4	1,382.6	1,371.7	1,374.6	1,385.0	1,373.4	1,339.0	1,370.5	1,388.5	1,372.7
1952	1,385.1	1,363.2	1,372.0	1,382.0	1,428.0	1,398.2	1,395.1	1,414.0	1,417.8	1,457.5	1,465.5	1,468.9
1953	1,461.2	1,479.0	1,565.8	1,508.2	1,502.6	1,493.1	1,493.9	1,480.3	1,476.5	1,477.0	1,438.5	1,448.0
1954	1,452.5	1,484.5	1,484.4	1,453.1	1,447.8	1,449.9	1,446.1	1,450.8	1,454.3	1,437.6	1,481.4	1,504.4
1955	1,546.3	1,552.2	1,536.4	1,584.8	1,604.9	1,626.9	1,639.1	1,663.9	1,687.7	1,697.4	1,696.2	1,724.1
1956	1,708.4	1,710.4	1,746.2	1,776.4	1,733.0	1,801.8	1,811.6	1,825.5	1,837.2	1,854.4	1,852.3	1,861.9
1957	1,885.0	1,875.5	1,930.7	1,847.5	1,852.0	1,824.3	1,853.9	1,857.2	1,814.7	1,799.3	1,828.5	1,832.2
1958	1,771.4	1,780.4	1,778.7	1,780.2	1,795.0	1,793.3	1,798.0	1,779.2	1,782.6	1,797.5	1,819.9	1,781.9
1959	1,827.5	1,872.4	1,849.9	1,920.5	1,909.3	1,920.1	1,920.0	1,890.4	1,918.3	1,958.4	1,898.4	1,927.4
1960	1,969.4	1,929.3	1,967.9	1,929.2	1,933.7	1,925.1	1,923.8	1,966.1	1,963.2	1,944.1	1,958.0	1,956.0
1961	1,873.5	1,888.0	1,858.6	1,899.1	1,897.5	1,949.6	1,990.2	2,045.8	2,014.9	2,015.0	2,030.9	2,029.2
1962	2,037.5	2,033.1	2,100.7	2,102.0	2,149.7	2,174.8	2,186.4	2,193.8	2,201.6	2,238.9	2,214.8	2,166.8
1963	2,212.8	2,255.2	2,212.8	2,257.0	2,339.7	2,300.4	2,366.6	2,314.7	2,405.5	2,415.0	2,428.7	2,469.6
1964	2,542.4	2,522.9	2,536.2	2,550.1	2,507.2	2,546.8	2,514.0	2,562.2	2,614.6	2,591.8	2,628.3	2,632.4
1965	2,640.6	2,643.3	2,752.8	2,750.8	2,785.0	2,793.4	2,862.2	2,848.4	2,852.2	2,925.9	2,968.6	3,029.5
1966	3,009.8	3,063.5	3,068.0	3,034.0	3,054.2	3,057.7	3,051.1	3,067.6	3,162.8	3,162.8	3,117.6	3,157.3
1967	3,156.2	3,172.2	3,103.0	3,189.0	3,161.4	3,197.8	3,215.7	3,286.1	3,301.7	3,265.2	3,250.7	3,335.9
1968	3,257.0	3,211.5	3,210.1	3,300.8	3,372.5	3,361.0	3,380.6	3,444.4	3,549.6	3,576.0	3,533.8	3,453.2
1969	3,539.2	3,638.5	3,631.1	3,509.6	3,593.3	3,652.7	3,676.3	3,702.6	3,658.0	3,683.1	3,655.0	3,628.4

MANUFACTURING NEW ORDERS (1) -- NOUVELLES COMMANDES DES FABRICANTS (1)

(\$'000,000)

YEAR ANNEE	J	F	M	A	M	J	J	A	S	O	N	D
	NOT ADJUSTED FOR SEASONALITY -- NON DÉSAISONNISÉES											
1952	N.A.	1,310.5	1,314.5	1,307.0	1,514.3	1,365.0	1,359.2	1,109.0	1,377.4	1,271.4	1,413.2	1,559.3
1953	1,327.0	1,394.0	1,509.5	1,407.6	1,372.4	1,531.4	1,357.0	1,362.8	1,456.0	1,458.6	1,568.7	1,426.9
1954	1,465.9	1,526.6	1,462.5	1,389.1	1,462.9	1,542.8	1,405.3	1,370.1	1,548.4	1,330.5	1,440.6	1,449.4
1955	1,500.2	1,495.9	1,570.7	1,576.6	1,763.2	1,719.2	1,614.8	1,730.5	1,740.5	1,682.2	1,744.4	1,690.4
1956	1,760.9	1,688.1	1,786.7	1,800.1	1,888.8	1,737.0	1,759.9	1,832.5	1,835.0	1,899.1	1,888.6	1,969.2
1957	1,865.0	1,719.9	1,868.9	1,807.6	1,900.8	1,807.7	1,815.3	1,793.1	1,723.5	1,802.4	1,681.3	1,697.8
1958	1,378.1	1,579.0	1,732.1	1,761.9	1,912.9	1,813.8	1,776.8	1,687.0	1,790.5	1,810.9	1,758.2	1,701.1
1959	1,669.2	1,656.9	1,860.1	1,929.7	2,004.0	2,116.9	1,933.0	1,900.4	1,953.8	2,071.7	1,846.2	1,870.4
1960	1,824.0	1,838.2	2,013.9	1,851.0	1,978.8	2,031.9	1,848.4	1,923.4	2,010.4	1,949.4	1,972.9	1,882.0
1961	N.A.	1,722.6	1,976.7	1,841.1	2,017.6	2,085.3	1,899.5	2,055.3	2,050.2	2,074.3	2,171.9	1,940.8
1962	1,947.5	1,905.9	2,193.8	2,038.2	2,321.9	2,349.0	2,114.1	2,149.8	2,149.3	2,346.2	2,270.6	2,069.2
1963	2,140.9	2,065.2	2,223.6	2,243.3	2,508.6	2,373.1	2,340.2	2,332.7	2,440.7	2,585.0	2,498.2	2,380.7
1964	2,529.0	2,350.0	2,636.8	2,621.3	2,595.2	2,790.5	2,505.6	2,412.7	2,697.7	2,737.4	2,688.8	2,646.1
1965	2,435.1	2,499.9	3,034.7	2,826.4	2,977.4	3,047.4	2,721.8	2,782.6	3,028.1	3,005.2	3,139.3	3,005.0
1966	2,821.5	2,855.4	3,395.6	3,107.4	3,257.9	3,297.9	2,792.1	3,144.4	3,149.1	3,202.6	3,259.2	3,234.4
1967	2,384.9	2,867.5	3,337.9	3,095.2	3,361.4	3,369.8	3,007.8	3,186.8	3,237.9	3,407.8	3,376.8	3,270.2
1968	3,129.9	2,994.8	3,248.2	3,310.6	3,586.5	3,406.1	3,192.4	3,254.7	3,541.4	3,802.4	3,658.5	3,367.7
1969	3,401.8	3,369.3	3,696.2	3,606.8	3,749.9	3,812.5	3,548.9	3,391.0	3,857.3	3,860.6	3,771.8	3,733.1

SEASONALLY ADJUSTED (MCS = 4) -- DÉSAISONNISÉES (MCS = 4)

1952	N.A.	1,313.4	1,354.4	1,359.2	1,483.4	1,329.8	1,416.8	1,239.5	1,354.5	1,319.5	1,361.1	1,502.4
1953	1,329.2	1,437.3	1,497.8	1,434.7	1,363.0	1,449.1	1,399.8	1,456.4	1,427.7	1,490.9	1,527.2	1,419.5
1954	1,483.2	1,556.6	1,424.5	1,405.9	1,435.5	1,469.6	1,459.1	1,420.9	1,516.9	1,387.7	1,409.6	1,445.2
1955	1,538.6	1,550.1	1,528.2	1,601.0	1,683.9	1,646.5	1,687.2	1,724.1	1,705.3	1,727.6	1,739.1	1,696.5
1956	1,725.1	1,725.9	1,777.4	1,829.5	1,767.2	1,758.7	1,798.0	1,822.4	1,876.6	1,874.6	1,882.8	1,991.9
1957	1,862.3	1,868.2	1,892.4	1,795.2	1,764.4	1,799.5	1,807.1	1,807.2	1,736.2	1,749.9	1,712.5	1,706.0
1958	1,900.3	1,736.7	1,746.4	1,752.8	1,806.9	1,746.8	1,765.0	1,743.4	1,760.0	1,732.0	1,812.3	1,714.3
1959	1,746.3	1,822.0	1,835.5	1,919.3	1,938.2	1,986.4	1,923.3	1,965.0	1,908.9	2,006.4	1,902.7	1,912.6
1960	1,948.8	1,937.2	1,992.7	1,896.6	1,893.1	1,898.9	1,920.2	1,926.2	1,950.7	1,924.6	1,923.4	1,969.0
1961	1,911.3	1,889.7	1,893.3	1,924.4	1,889.2	1,955.3	2,001.8	2,058.5	2,029.6	1,999.0	2,108.3	2,033.9
1962	2,377.7	2,082.6	2,129.6	2,104.7	2,146.1	2,233.2	2,194.0	2,177.1	2,167.5	2,215.4	2,206.9	2,176.5
1963	2,214.6	2,261.6	2,192.6	2,240.5	2,348.1	2,293.1	2,395.5	2,374.1	2,444.1	2,428.6	2,464.7	2,448.2
1964	2,673.1	2,505.9	2,537.3	2,587.4	2,511.7	2,616.6	2,572.3	2,540.0	2,618.0	2,644.1	2,676.3	2,641.8
1965	2,593.0	2,727.9	2,844.0	2,803.5	2,797.1	2,837.2	2,895.5	2,896.1	2,942.3	2,954.3	3,043.0	3,017.0
1966	3,039.8	3,124.6	3,148.5	3,118.5	3,119.3	3,111.3	3,036.9	3,207.4	3,094.6	3,156.2	3,118.2	3,297.4
1967	3,141.7	3,154.1	3,104.3	3,162.0	3,128.0	3,205.9	3,290.4	3,231.1	3,288.8	3,299.6	3,242.4	3,382.1
1968	3,224.8	3,161.4	3,190.7	3,275.8	3,359.8	3,348.9	3,376.7	3,419.7	3,600.7	3,581.3	3,576.9	3,429.7
1969	3,518.3	3,693.2	3,575.3	3,539.1	3,564.0	3,742.7	3,740.7	3,689.6	3,770.2	3,634.3	3,753.6	3,728.4

SEE FOOTNOTE ON PAGE T-8-1. -- VOIR RENVOI À LA PAGE T-8-1.

MANUFACTURING UNFULFILLED ORDERS(1) -- COMPANIES IN MARKET FOR PARTICIPANTS

(\$'000,000)

YEAR
--
ANNÉE

	J	F	M	A	M	J	J	A	S	O	N	D
NOT ADJUSTED FOR SEASONALITY -- NON DÉSAISONNALISÉES												
1952	3,828.1	3,812.5	3,750.4	3,656.2	3,671.9	3,589.1	3,561.9	3,327.4	3,228.2	2,967.7	2,970.9	3,116.5
1953	3,117.4	3,121.2	3,077.6	2,944.6	2,766.8	2,713.2	2,585.5	2,527.7	2,448.2	2,381.1	2,536.5	2,509.2
1954	2,717.5	2,844.6	2,749.1	2,652.3	2,617.0	2,613.7	2,602.9	2,548.6	2,582.6	2,468.9	2,439.2	2,429.2
1955	2,529.3	2,572.7	2,536.4	2,521.8	2,588.5	2,567.8	2,598.4	2,650.4	2,636.8	2,609.7	2,650.5	2,689.6
1956	2,834.4	2,879.5	2,885.5	2,917.9	2,895.8	2,793.1	2,765.9	2,761.7	2,772.1	2,731.4	2,725.2	2,954.2
1957	3,066.8	3,064.9	3,007.2	2,933.7	2,843.6	2,769.1	2,708.9	2,666.0	2,553.0	2,455.2	2,303.2	2,259.3
1958	2,498.2	2,446.8	2,492.4	2,359.7	2,377.5	2,299.7	2,258.0	2,224.0	2,168.2	2,064.3	2,027.6	2,016.1
1959	2,020.0	1,964.1	1,959.0	1,937.3	1,976.9	2,022.4	2,021.3	2,092.9	2,044.1	2,057.0	2,040.5	2,066.1
1960	2,123.3	2,136.1	2,133.5	2,077.1	2,031.6	1,996.1	1,993.3	1,939.4	1,886.4	1,833.4	1,791.2	1,829.3
1961	1,911.4	1,917.3	1,978.6	1,982.6	1,976.2	1,968.0	1,973.2	1,972.9	1,939.9	1,913.7	1,976.2	2,008.6
1962	2,112.6	2,167.5	2,222.5	2,206.2	2,211.6	2,256.9	2,261.6	2,232.0	2,147.4	2,105.2	2,085.2	2,117.7
1963	2,180.9	2,192.1	2,194.5	2,165.8	2,172.8	2,156.7	2,175.0	2,231.2	2,222.7	2,220.8	2,237.7	2,235.0
1964	2,394.9	2,385.7	2,423.9	2,453.5	2,463.2	2,520.5	2,572.5	2,555.5	2,507.7	2,533.0	2,565.8	2,589.5
1965	2,650.1	2,740.8	2,871.6	2,912.1	2,929.9	2,955.1	2,966.9	3,025.9	3,058.0	3,068.9	3,120.4	3,103.5
1966	3,228.9	3,291.9	3,422.8	3,496.0	3,569.0	3,582.2	3,546.4	3,675.1	3,611.7	3,590.7	3,572.2	3,692.8
1967	3,794.7	3,769.8	3,830.7	3,785.7	3,757.4	3,714.2	3,767.2	3,752.6	3,670.3	3,691.8	3,662.9	3,693.2
1968	3,775.4	3,721.4	3,758.9	3,712.1	3,707.0	3,638.7	3,610.1	3,628.0	3,603.5	3,600.7	3,621.9	3,587.5
1969	3,679.8	3,732.9	3,734.1	3,740.0	3,725.8	3,759.8	3,801.7	3,815.9	3,870.3	3,808.0	3,881.0	3,972.9

SEASONALLY ADJUSTED (CRD = 1) -- DÉSAISONNALISÉES (CRD = 1)

1952	3,661.5	3,613.7	3,596.1	3,573.3	3,628.7	3,560.3	3,582.0	3,407.5	3,344.2	3,206.2	3,101.8	3,135.3
1953	3,003.3	2,961.6	2,953.6	2,880.1	2,740.5	2,696.5	2,602.4	2,578.5	2,529.7	2,543.6	2,632.3	2,603.8
1954	2,634.5	2,706.6	2,646.7	2,599.5	2,587.2	2,606.9	2,619.9	2,590.0	2,652.6	2,602.7	2,530.9	2,471.7
1955	2,464.0	2,461.9	2,453.7	2,469.9	2,549.0	2,568.6	2,616.7	2,676.9	2,694.5	2,724.7	2,767.6	2,740.0
1956	2,756.7	2,772.2	2,803.4	2,856.5	2,840.7	2,797.6	2,784.0	2,780.9	2,820.3	2,840.5	2,871.0	3,001.0
1957	2,978.3	2,971.0	2,932.7	2,880.4	2,792.2	2,767.4	2,720.6	2,670.6	2,592.1	2,542.7	2,426.7	2,300.5
1958	2,429.4	2,385.7	2,353.4	2,326.0	2,337.3	2,290.8	2,257.8	2,222.0	2,199.4	2,133.9	2,126.3	2,058.7
1959	1,977.5	1,927.1	1,912.7	1,911.5	1,940.4	2,006.7	2,010.0	2,084.6	2,075.2	2,123.2	2,127.5	2,112.7
1960	2,092.1	2,100.0	2,074.8	2,042.2	2,001.6	1,975.4	1,971.8	1,931.9	1,919.4	1,899.9	1,865.3	1,878.3
1961	1,908.0	1,909.7	1,944.4	1,969.7	1,961.4	1,967.1	1,978.7	1,991.4	2,006.1	1,990.1	2,067.5	2,072.2
1962	2,112.4	2,161.9	2,190.8	2,193.5	2,189.9	2,248.3	2,255.9	2,239.2	2,205.1	2,181.6	2,173.7	2,183.4
1963	2,185.2	2,191.6	2,171.4	2,154.9	2,163.3	2,156.0	2,184.9	2,244.3	2,282.9	2,296.5	2,332.5	2,311.1
1964	2,441.8	2,424.8	2,425.9	2,463.2	2,467.7	2,537.5	2,595.8	2,573.6	2,577.0	2,629.3	2,677.3	2,686.7
1965	2,639.1	2,723.7	2,814.9	2,867.6	2,879.7	2,923.5	2,956.8	3,004.5	3,094.6	3,123.0	3,197.4	3,184.9
1966	3,214.9	3,276.0	3,356.5	3,440.4	3,505.5	3,559.1	3,544.9	3,647.2	3,654.2	3,647.6	3,648.2	3,786.3
1967	3,773.8	3,755.7	3,757.0	3,730.0	3,696.6	3,704.7	3,779.4	3,724.4	3,711.5	3,745.9	3,737.6	3,783.8
1968	3,751.6	3,701.5	3,682.1	3,657.1	3,644.4	3,632.3	3,628.4	3,603.7	3,654.8	3,658.1	3,701.2	3,677.7
1969	3,656.8	3,711.5	3,655.7	3,685.2	3,655.9	3,745.9	3,815.9	3,802.9	3,915.1	3,866.3	3,964.9	4,064.9

SEE FOOTNOTE ON PAGE T-8-1. -- VOIR RENVOI À LA PAGE T-8-1.

RAIL REVENUE FREIGHT LOADED -- TRAFIC FERROVIAIRE COMMERCIAL

(THOUSAND TONS -- MILLIERS DE TONNES)

YEAR
--
ANNEE

	J	F	M	A	M	J	J	A	S	O	N	D
NOT ADJUSTED FOR SEASONALITY -- NON DÉSÉASONNALISÉ												
1946	7,648	7,085	8,154	7,712	7,891	7,451	7,759	8,018	9,034	10,050	9,475	8,056
1947	7,454	6,869	8,451	8,533	9,315	9,361	9,721	8,999	9,983	11,002	9,680	9,300
1948	8,297	8,060	9,397	8,968	8,774	9,093	9,269	9,212	10,787	11,116	10,784	9,080
1949	8,203	8,186	9,220	8,603	8,915	8,383	8,159	9,313	10,077	10,551	10,007	8,327
1950	7,170	7,587	8,830	7,958	9,604	9,558	9,393	10,113	9,950	11,262	10,432	9,032
1951	9,338	8,280	9,144	9,413	10,738	10,902	10,678	10,913	10,016	12,048	11,105	9,387
1952	9,964	9,412	9,751	9,702	10,744	10,615	11,238	10,463	11,133	11,527	10,655	10,139
1953	9,254	8,604	9,029	9,302	10,497	11,189	10,895	10,331	10,848	10,972	10,111	9,029
1954	7,679	7,967	8,700	7,779	8,552	9,643	9,929	9,946	10,913	10,709	11,074	9,407
1955	8,574	8,018	8,913	8,636	11,125	12,566	12,361	13,062	13,293	13,397	11,780	9,732
1956	9,703	9,958	9,883	10,661	13,397	14,607	15,587	16,455	14,864	15,654	13,297	10,455
1957	8,989	9,972	9,781	9,990	12,431	12,521	14,503	14,097	13,688	14,653	11,903	9,375
1958	8,967	8,115	8,661	9,013	11,498	12,864	12,837	11,635	12,135	13,008	10,218	9,145
1959	8,913	8,492	8,978	9,646	11,593	13,366	14,137	13,478	14,323	14,648	12,195	9,993
1960	8,454	9,307	9,308	9,236	12,392	13,279	12,806	13,304	13,554	12,658	9,799	8,931
1961	8,137	7,960	8,201	8,999	11,505	12,590	12,151	12,627	12,085	14,388	10,666	9,281
1962	8,956	8,520	9,179	9,164	12,398	13,116	13,137	13,431	12,750	13,548	11,207	9,637
1963	9,772	8,961	9,719	10,044	13,841	13,075	13,581	13,789	14,521	15,409	12,932	12,150
1964	11,794	11,348	12,559	13,130	15,135	16,742	16,772	15,792	16,730	16,463	14,207	13,413
1965	11,356	11,375	12,982	13,361	15,005	16,182	17,018	16,883	16,269	17,396	16,821	15,213
1966	12,834	12,950	14,941	14,710	17,822	17,762	14,777	16,631	16,868	17,863	16,554	14,602
1967	14,001	12,719	14,491	13,582	17,541	17,113	16,721	16,891	15,942	16,830	15,938	14,160
1968	13,364	14,052	13,853	15,135	17,795	17,799	17,336	16,849	16,723	16,039	16,684	14,829
1969	13,340	13,748	16,146	15,695	15,492	14,321	14,945	13,876	15,629	16,786	16,645	16,424

SEASONALLY ADJUSTED (MCD = 3) -- DÉSÉASONNALISÉ (MCD = 3)

1946	8,338	8,331	8,499	8,074	7,846	7,838	7,662	8,045	8,245	8,274	8,622	8,577
1947	8,623	8,070	8,805	8,998	9,450	9,551	9,543	9,251	8,936	9,041	9,036	9,651
1948	9,332	9,313	9,466	9,400	9,073	9,076	9,238	9,143	9,653	9,619	9,632	9,386
1949	9,477	9,642	9,368	9,362	8,935	8,246	8,287	8,974	9,043	9,119	9,059	8,811
1950	8,083	8,950	9,127	8,923	9,342	9,278	9,397	9,598	9,246	9,554	9,443	9,839
1951	10,330	9,778	9,848	10,388	10,347	10,779	10,286	10,214	9,509	10,083	10,079	10,180
1952	11,022	10,722	11,053	10,733	10,540	10,233	10,389	10,154	9,972	9,646	10,272	10,582
1953	10,542	10,273	10,254	10,429	10,622	10,372	9,840	9,823	9,627	9,381	9,520	9,512
1954	9,115	9,605	9,955	8,903	8,645	8,843	8,959	9,064	9,447	9,353	10,275	10,133
1955	10,342	9,777	10,399	10,407	10,987	11,282	11,198	11,410	11,333	11,544	11,087	10,998
1956	11,649	11,858	12,017	12,939	12,860	13,368	13,461	14,066	13,249	12,767	12,546	12,458
1957	10,731	12,552	12,405	11,930	11,799	11,599	12,095	12,186	11,793	11,832	11,748	11,113
1958	10,840	10,366	11,012	10,821	11,015	11,463	10,601	10,279	10,239	10,470	10,440	10,709
1959	11,144	10,954	11,150	11,461	11,275	11,532	11,671	11,853	11,183	12,116	12,259	11,625
1960	10,901	11,549	11,208	11,264	11,596	11,330	11,216	11,234	11,461	10,819	9,801	10,529
1961	10,177	10,338	9,758	11,124	10,453	10,679	10,717	10,707	10,593	12,155	10,689	11,107
1962	10,911	11,020	10,968	10,845	11,167	11,544	11,445	11,501	11,506	11,365	11,227	11,306
1963	11,808	11,509	11,721	11,434	12,395	11,883	11,726	12,255	12,867	13,034	13,299	13,696
1964	14,162	14,247	14,455	14,640	14,221	14,669	14,568	14,614	14,770	14,362	14,331	14,557
1965	14,310	14,386	14,444	14,666	14,004	14,426	15,220	15,432	14,435	15,695	16,390	16,289
1966	16,128	16,307	16,437	16,535	16,215	15,867	13,639	15,000	15,113	16,098	16,057	15,851
1967	17,202	15,977	15,885	15,556	15,636	15,336	15,379	15,320	15,245	14,839	14,828	15,601
1968	15,564	16,170	15,660	16,061	15,785	16,515	15,846	16,095	16,005	15,978	16,355	15,843
1969	16,100	16,580	17,940	16,829	13,925	12,934	13,654	13,758	14,633	15,052	16,550	17,196

CHEQUES CASHED IN 51 CLEARING CENTRES(1) -- CHÈQUES ÉCHANGÉS DANS 51 CENTRES DE COMPTABILITÉ :

(\$'000,000)

YEAR -- ANNÉE	J	F	M	A	M	J	J	A	S	O	N	D
NOT ADJUSTED FOR SEASONALITY -- NON DÉSAISONNALISÉS												
1946	6,102	5,435	5,783	5,861	6,229	5,713	5,650	4,957	6,000	6,430	6,327	6,045
1947	6,350	5,718	5,861	6,174	6,989	6,105	6,256	5,349	6,063	7,365	6,921	6,958
1948	6,651	5,688	6,349	7,038	6,605	6,635	6,902	5,882	6,876	7,843	8,220	7,993
1949	7,121	6,143	7,059	7,469	7,107	7,417	7,213	6,627	7,869	8,560	8,778	8,630
1950	7,533	6,185	7,969	7,673	8,237	10,356	8,353	7,792	9,018	9,682	11,349	9,603
1951	9,308	8,255	9,130	9,324	9,807	9,824	9,340	9,380	9,074	10,980	11,103	10,479
1952	10,096	9,115	9,779	10,877	11,109	10,916	11,351	9,872	10,439	11,698	11,750	12,847
1953	12,122	9,888	12,330	11,709	11,630	12,153	12,709	10,464	10,841	12,352	13,425	12,903
1954	11,318	11,281	13,107	12,179	12,610	14,101	12,541	11,568	11,745	14,452	14,045	14,242
1955	12,452	11,433	13,846	12,690	14,068	14,551	14,222	13,935	13,635	14,360	15,715	15,624
1956	15,070	13,370	15,314	16,384	18,287	16,854	17,852	16,402	14,801	18,059	18,112	17,865
1957	17,773	15,214	16,729	17,969	18,857	17,440	19,160	16,263	16,180	19,180	18,219	19,245
1958	17,364	15,932	16,801	17,839	20,807	19,709	19,766	17,425	19,027	22,441	19,248	21,809
1959	20,470	17,729	20,262	21,433	20,819	21,986	23,746	19,757	20,423	22,496	22,621	24,496
1960	20,980	22,046	22,754	23,221	22,886	25,882	22,508	22,834	22,194	23,457	24,070	24,977
1961	23,725	22,181	24,906	22,433	26,203	26,861	24,107	25,259	24,477	26,040	27,984	28,567
1962	26,683	22,901	26,698	25,273	28,205	28,712	29,038	27,747	24,367	32,552	32,112	30,510
1963	29,832	26,114	28,020	31,644	33,250	31,188	31,213	29,067	28,601	34,103	32,958	35,836
1964	34,381	30,484	31,796	35,277	35,452	37,287	37,860	31,383	34,315	39,508	37,088	45,432
1965	37,048	36,227	41,705	41,502	40,016	42,510	40,202	39,281	41,083	40,065	43,623	47,766
1966	41,351	39,741	45,242	43,403	46,010	44,900	42,987	43,874	45,459	45,385	49,569	49,905
1967	43,789	44,877	48,538	48,692	51,207	50,998	45,098	46,875	44,807	50,960	52,318	50,931
1968	53,014	46,971	47,441	52,436	55,004	51,678	52,161	53,403	52,294	57,227	56,826	58,243
1969	57,533	53,307	58,080	60,612	62,879	63,382	65,218	56,311	60,849	65,334	63,315	68,585

SEASONALITY ADJUSTED (1953 = 100) -- DÉSAISONNALISÉS (1953 = 100)

1946	5,969	6,194	6,149	5,786	5,940	6,107	5,649	5,750	6,161	5,636	5,670	5,759
1947	6,021	6,537	6,260	6,126	6,942	6,209	6,274	6,424	6,073	6,311	6,505	6,381
1948	6,573	6,490	6,418	6,796	6,845	6,637	6,984	6,859	6,833	7,236	7,206	7,163
1949	7,380	7,124	7,225	7,488	7,191	7,277	7,514	7,381	7,773	7,964	7,786	7,995
1950	7,659	7,224	7,966	8,068	8,031	10,001	8,656	8,607	9,348	8,872	9,972	9,196
1951	9,221	9,678	9,391	9,399	9,552	9,773	9,380	9,980	9,979	9,856	9,733	10,087
1952	10,111	10,693	10,301	10,921	10,865	10,763	11,008	11,121	10,671	10,487	11,324	11,715
1953	12,222	11,594	12,118	11,746	11,513	11,527	11,619	11,674	11,682	11,925	12,808	11,955
1954	11,886	13,204	12,419	12,083	12,484	13,465	11,985	12,456	12,514	14,545	13,021	12,927
1955	13,093	13,309	13,369	13,153	13,433	13,703	14,184	14,414	14,356	14,405	14,783	14,790
1956	15,276	14,763	15,369	16,823	16,984	16,447	17,167	16,798	17,143	16,741	16,887	17,578
1957	17,445	17,463	17,706	17,760	17,286	17,861	17,765	17,393	17,590	17,904	17,916	18,217
1958	16,730	18,135	17,872	17,696	20,128	18,972	18,621	19,339	19,964	20,584	20,053	19,750
1959	20,636	20,034	20,814	21,057	21,133	20,419	22,181	21,847	21,595	21,542	22,191	22,342
1960	22,036	23,476	22,602	23,718	22,480	23,958	23,116	23,302	23,100	23,415	23,051	23,322
1961	24,026	24,946	24,311	24,151	24,698	24,638	24,870	26,087	26,789	25,030	26,539	29,347
1962	26,941	25,699	27,213	25,625	26,736	27,636	29,061	28,250	28,123	30,144	30,253	29,347
1963	29,283	29,194	29,629	31,076	30,821	31,821	30,108	31,136	31,092	31,942	32,612	33,213
1964	33,117	34,013	32,233	34,495	35,622	35,011	36,394	35,073	36,257	38,260	36,566	40,753
1965	38,598	39,877	40,243	40,051	40,252	40,730	40,720	41,985	43,072	40,578	41,658	42,874
1966	42,875	43,399	43,740	44,059	44,362	42,950	45,437	45,541	46,793	46,161	47,943	46,828
1967	48,961	49,058	46,759	51,303	48,444	48,432	48,203	48,331	48,004	50,029	49,634	49,634
1968	50,829	48,944	49,376	51,010	51,682	53,125	52,206	56,285	55,312	54,863	55,369	55,267
1969	54,818	52,475	60,396	59,828	61,016	61,929	65,486	61,730	62,347	62,232	64,071	63,530

(1) PRIOR TO JANUARY 1953, DATA ARE FOR 35 CENTRES AND HAVE BEEN ADJUSTED TO THE 51 CENTRE LEVEL. FOR MORE DETAILS, SEE "HISTORICAL MONTHLY STATISTICS", B.P.S. CATALOGUE NO. 11-503, PAGE 84. -- LES CHIFFRES ANTÉRIEURS À JANVIER 1953 COMPRENNENT 35 CENTRES, ILS ONT ÉTÉ RAMENÉS AU NIVEAU DES 51 CENTRES. ON TROUVERA DE PLUS AMPLES DÉTAILS DANS "HISTORICAL MONTHLY STATISTICS", NO. DE CATALOGUE 11-503, B.P.S., PAGE 84.

CONSUMER CREDIT OUTSTANDING, END OF MONTH -- CRÉDIT A LA CONSOMMATION EN COURS, EN FIN DE MOIS

(\$'000,000)

Trimestre
ANNÉE

	J	F	M	A	M	J	J	A	S	O	N	D
	NOT ADJUSTED FOR SEASONALITY -- NON DÉSAISONNALISÉ											
1956	1,974	1,963	1,979	2,031	2,089	2,146	2,171	2,207	2,238	2,250	2,258	2,275
1957	2,230	2,207	2,198	2,232	2,269	2,297	2,313	2,336	2,328	2,323	2,326	2,342
1958	2,302	2,289	2,290	2,335	2,377	2,400	2,428	2,444	2,452	2,467	2,487	2,529
1959	2,505	2,501	2,527	2,584	2,640	2,710	2,765	2,796	2,817	2,832	2,837	2,870
1960	2,831	2,805	2,827	2,876	2,947	3,006	3,026	3,049	3,076	3,095	3,109	3,163
1961	3,126	3,090	3,093	3,129	3,179	3,212	3,237	3,273	3,272	3,282	3,304	3,360
1962	3,342	3,321	3,346	3,418	3,512	3,584	3,607	3,633	3,627	3,636	3,649	3,722
1963	3,697	3,683	3,705	3,777	3,865	3,943	3,991	4,020	4,038	4,061	4,114	4,186
1964	4,185	4,179	4,220	4,312	4,413	4,538	4,589	4,643	4,694	4,739	4,786	4,871
1965	4,841	4,839	4,883	5,000	5,099	5,235	5,287	5,352	5,399	5,513	5,523	5,636
1966	5,603	5,571	5,628	5,699	5,750	5,839	5,871	5,925	5,959	6,011	6,038	6,103
1967	6,063	6,023	6,046	6,144	6,246	6,386	6,405	6,435	6,507	6,615	6,630	6,730
1968	6,752	6,713	6,775	6,897	7,006	7,094	7,188	7,253	7,336	7,451	7,565	7,736
1969	7,727	7,773	7,896	8,056	8,239	8,404	8,408	8,460	8,549	8,640	8,678	8,816

SEASONALLY ADJUSTED (COC = 1) -- DÉSAISONNALISÉ (COC = 1)

1956	1,993	2,007	2,031	2,062	2,096	2,134	2,144	2,171	2,213	2,227	2,240	2,249
1957	2,249	2,296	2,255	2,266	2,275	2,282	2,287	2,301	2,300	2,303	2,312	2,314
1958	2,320	2,339	2,348	2,369	2,382	2,384	2,400	2,410	2,425	2,447	2,473	2,498
1959	2,525	2,557	2,591	2,620	2,642	2,688	2,730	2,755	2,790	2,814	2,825	2,838
1960	2,850	2,866	2,891	2,915	2,947	2,981	2,990	3,009	3,050	3,080	3,099	3,127
1961	3,145	3,155	3,165	3,169	3,177	3,183	3,200	3,234	3,248	3,268	3,297	3,321
1962	3,359	3,388	3,421	3,458	3,509	3,548	3,565	3,591	3,603	3,623	3,642	3,681
1963	3,716	3,753	3,783	3,819	3,865	3,903	3,948	3,979	4,014	4,046	4,105	4,142
1964	4,208	4,256	4,307	4,358	4,416	4,489	4,542	4,597	4,666	4,718	4,773	4,820
1965	4,867	4,927	4,979	5,053	5,109	5,181	5,238	5,304	5,366	5,483	5,503	5,574
1966	5,633	5,670	5,732	5,754	5,760	5,777	5,829	5,882	5,927	5,978	6,013	6,036
1967	6,091	6,128	6,154	6,202	6,257	6,320	6,364	6,390	6,473	6,575	6,602	6,662
1968	6,783	6,833	6,898	6,961	7,019	7,017	7,141	7,200	7,299	7,396	7,536	7,665
1969	7,765	7,916	8,041	8,126	8,243	8,311	8,368	8,420	8,518	8,590	8,636	8,726

COMMERCIAL FAILURES -- FAILLITES COMMERCIALES

(NUMBERS -- NOMBRES)

YEAR
--
ANNÉE

	J	F	M	A	M	J	J	A	S	O	N	D
	NOT ADJUSTED FOR SEASONALITY -- NON DÉSAISONNISÉES											
1955	170	163	177	145	154	139	107	113	147	156	168	156
1956	166	145	160	174	164	140	170	155	129	184	185	175
1957	247	212	192	170	158	174	168	164	163	196	197	172
1958	229	183	207	166	163	187	136	121	164	195	188	186
1959	182	201	178	187	142	159	158	161	225	205	236	195
1960	240	237	310	219	220	205	177	233	248	247	276	216
1961	259	257	248	197	258	229	191	197	207	228	215	173
1962	264	262	312	256	237	234	258	274	248	309	297	239
1963	331	286	328	296	304	305	280	269	277	345	345	311
1964	320	334	322	279	258	291	264	230	293	315	306	287
1965	302	291	358	278	293	259	276	188	271	256	284	239
1966	253	283	287	253	249	253	223	259	268	207	236	236
1967	255	226	249	216	231	182	202	183	221	211	226	229
1968	212	247	259	208	231	175	186	160	193	235	228	182
1969	258	229	233	206	206	177	164	200	254	245	267	260

SEASONALLY ADJUSTED (MCD=6) -- DÉSAISONNISÉES (MCD=6)

1955	145	155	158	148	162	151	124	133	156	147	155	156
1956	142	137	161	177	174	152	198	182	136	173	170	175
1957	212	199	173	173	171	189	197	189	171	184	180	173
1958	197	169	188	170	180	201	160	136	171	183	171	191
1959	158	184	161	192	158	170	186	177	234	192	215	205
1960	211	216	279	226	243	217	206	255	258	231	252	230
1961	231	237	221	203	280	242	219	216	215	213	198	186
1962	239	244	276	265	252	245	287	306	259	289	276	257
1963	303	269	287	306	319	317	307	307	286	323	324	331
1964	297	318	281	287	265	303	286	269	298	300	289	299
1965	286	275	312	284	296	274	289	225	271	248	268	243
1966	242	267	250	259	246	275	243	313	264	205	223	235
1967	246	209	216	221	226	204	222	221	215	211	213	225
1968	204	227	225	212	225	202	205	193	188	236	214	177
1969	244	210	203	210	200	208	181	241	248	246	250	259

GROSS NATIONAL PRODUCT AT MARKET PRICES (1) -- PRODUIT NATIONAL BRUT AUX PRIX DU MARCHÉ(1)

(\$'000,000)

YEAR ANNÉE	I	II	III	IV
	NOT ADJUSTED FOR SEASONALITY -- NON DÉSAISONNALISÉ			
1947	2,720	3,103	3,953	3,393
1948	3,077	3,465	4,742	3,863
1949	3,467	3,829	4,877	4,127
1950	3,743	4,133	5,383	4,696
1951	4,401	5,070	6,344	5,245
1952	5,045	5,715	7,310	5,972
1953	5,568	6,072	7,553	6,134
1954	5,683	6,098	7,126	6,326
1955	5,965	6,661	8,149	7,120
1956	6,776	7,419	9,162	8,017
1957	7,429	8,001	9,280	8,197
1958	7,529	8,301	9,582	8,682
1959	8,100	8,775	10,186	9,205
1960	8,691	9,061	10,549	9,474
1961	8,716	9,522	10,692	10,150
1962	9,462	10,112	11,937	10,842
1963	10,049	10,830	12,750	11,836
1964	11,136	12,045	13,758	12,844
1965	12,143	13,214	15,191	14,349
1966	13,672	14,902	17,065	15,782
1967	14,877	16,201	17,842	16,802
1968	15,961	17,240	19,563	18,663
1969	17,777	19,105	21,319	20,336

SEASONALLY ADJUSTED AT ANNUAL RATE -- DÉSAISONNALISÉ ET AU TAUX ANNUEL

1947	12,508	13,160	13,116	13,892
1948	14,304	14,744	15,548	15,912
1949	15,788	16,076	16,556	16,780
1950	17,064	17,304	18,196	19,256
1951	20,260	21,132	21,304	21,544
1952	22,896	24,120	24,324	24,828
1953	24,932	25,448	25,552	25,376
1954	25,012	24,928	25,492	25,500
1955	26,616	27,524	28,444	28,996
1956	30,252	30,844	31,740	32,660
1957	32,600	32,752	33,384	32,892
1958	33,132	34,168	34,308	34,768
1959	35,504	36,092	36,596	36,872
1960	38,032	37,400	37,720	37,948
1961	37,680	38,908	39,428	40,304
1962	41,368	41,744	42,880	43,420
1963	44,016	44,788	45,592	47,464
1964	48,276	49,324	50,380	51,152
1965	52,796	54,000	55,620	57,172
1966	59,576	60,980	62,072	63,056
1967	64,232	65,756	66,224	66,676
1968	68,976	70,268	72,176	74,288
1969	76,488	77,480	79,292	80,888

(1) REVISED DATA ARISING FROM THE HISTORICAL REVISION OF THE NATIONAL INCOME AND EXPENDITURE ACCOUNTS -- LES CHIFFRES RÉVISÉS PROVIENNENT DE LA RÉVISION DES SÉRIES CHRONOLOGIQUES DES COMPTES NATIONAUX DES REVENUS ET DES DÉPENSES.

NON-FARM(2) GROSS NATIONAL PRODUCT AT MARKET PRICES(1) -- PRODUIT NATIONAL BRUT AUX PRIX DU MARCHÉ(1)
(S'000,000)

YEAR ANNÉE	I	II	III	IV
	NOT ADJUSTED FOR SEASONALITY -- NON DESAISONNALISÉ			
1947	2,689	2,984	3,161	3,230
1948	3,068	3,359	3,630	3,704
1949	3,409	3,724	3,979	3,972
1950	3,688	4,062	4,377	4,521
1951	4,347	4,798	5,040	5,007
1952	5,023	5,631	5,721	5,789
1953	5,609	6,032	6,162	6,063
1954	5,719	6,072	6,292	6,232
1955	6,028	6,674	7,014	7,059
1956	6,852	7,420	7,855	7,964
1957	7,484	7,994	8,371	8,150
1958	7,566	8,242	8,572	8,598
1959	8,141	8,761	9,151	9,205
1960	8,760	9,108	9,411	9,475
1961	8,759	9,494	9,885	10,103
1962	9,562	10,121	10,603	10,784
1963	10,167	10,834	11,241	11,745
1964	11,208	12,019	12,473	12,799
1965	12,259	13,279	13,711	14,251
1966	13,712	14,867	15,234	15,650
1967	14,950	16,163	16,479	16,824
1968	16,079	17,365	17,927	18,605
1969	17,892	19,095	19,606	20,249

SEASONALLY ADJUSTED AT ANNUAL RATE -- DESAISONNALISÉ ET AU TAUX ANNUEL

1947	11,436	12,000	12,128	12,692
1948	13,136	13,452	13,988	14,468
1949	14,552	14,832	15,380	15,572
1950	15,712	16,136	16,896	17,848
1951	18,476	19,044	19,552	19,696
1952	21,020	22,204	22,424	23,008
1953	23,412	23,888	24,124	24,040
1954	24,064	24,072	24,548	24,576
1955	25,468	26,484	27,304	27,844
1956	28,984	29,548	30,476	31,356
1957	31,712	31,872	32,448	31,964
1958	32,052	32,976	33,224	33,660
1959	34,448	35,056	35,552	35,976
1960	37,008	36,476	36,596	36,936
1961	36,908	38,076	38,504	39,476
1962	39,976	40,500	41,524	42,040
1963	42,464	43,284	44,144	45,816
1964	47,020	47,884	49,148	49,944
1965	51,516	52,828	54,020	55,636
1966	57,664	59,104	59,960	61,124
1967	62,780	64,216	65,012	65,656
1968	67,440	69,012	70,660	72,712
1969	74,948	75,928	77,328	79,164

(1) SEE FOOTNOTE ON PAGE T-9-1. -- VOIR RENVOI À LA PAGE T-9-1.

(2) GROSS NATIONAL PRODUCT AT MARKET PRICES EXCLUDING ACCRUED NET INCOME OF FARM OPERATORS FROM FARM PRODUCTION. -- PRODUIT NATIONAL BRUT AUX PRIX DU MARCHÉ SANS LE REVENU NET ÉCHÉANT AUX AGRICULTEURS ET PROVENANT DE LA PRODUCTION AGRICOLE.

PERSONAL EXPENDITURE ON GOODS AND SERVICES(1) -- DÉPENSES PERSONNELLE EN BIEN ET SERVICE(1)

(\$'000,000)

YEAR -- ANNÉE	I	II	III	IV
	NOT ADJUSTED FOR SEASONALITY -- NON DÉSAISONNALISÉES			
1947	1,984	2,216	2,245	2,609
1948	2,224	2,468	2,471	2,888
1949	2,371	2,751	2,707	3,063
1950	2,637	2,975	2,989	3,390
1951	3,031	3,378	3,288	3,702
1952	3,294	3,768	3,652	4,104
1953	3,593	3,977	3,841	4,306
1954	3,701	4,178	4,111	4,571
1955	3,985	4,540	4,418	4,959
1956	4,376	4,873	4,818	5,399
1957	4,749	5,257	5,190	5,690
1958	5,060	5,556	5,502	6,093
1959	5,423	5,914	5,838	6,445
1960	5,667	6,243	6,046	6,749
1961	5,720	6,292	6,232	6,876
1962	6,150	6,696	6,463	7,327
1963	6,493	7,099	6,919	7,663
1964	7,098	7,621	7,483	8,455
1965	7,468	8,290	8,071	9,305
1966	8,238	8,842	8,854	10,123
1967	8,900	9,651	9,480	10,967
1968	9,716	10,380	10,344	11,920
1969	10,710	11,501	11,339	12,981

SEASONALLY ADJUSTED AT ANNUAL RATE -- DÉSAISONNALISÉES ET AU TAUX ANNUEL

1947	8,712	8,852	9,160	9,492
1948	9,696	9,860	10,128	10,520
1949	10,360	10,888	11,048	11,272
1950	11,428	11,828	12,216	12,492
1951	13,096	13,320	13,484	13,696
1952	14,204	14,796	14,988	15,284
1953	15,488	15,612	15,740	16,028
1954	15,988	16,424	16,836	16,996
1955	17,152	17,832	18,128	18,496
1956	18,848	19,176	19,736	20,104
1957	20,376	20,760	21,220	21,188
1958	21,720	22,024	22,352	22,748
1959	23,248	23,436	23,768	24,028
1960	24,260	24,796	24,652	25,112
1961	24,440	24,964	25,496	25,580
1962	26,248	26,532	26,572	27,192
1963	27,632	28,160	28,540	29,124
1964	30,124	30,272	30,884	31,308
1965	31,728	33,012	33,424	34,372
1966	34,976	35,348	36,564	37,340
1967	37,596	38,524	39,580	40,292
1968	41,104	41,596	42,812	43,928
1969	45,256	46,032	46,648	48,188

CORPORATION PROFITS BEFORE TAXES(1),(3) -- BÉNÉFICES DES SOCIÉTÉS AVANT IMPÔTS(1),(3)
(\$'000,000)

YEAR -- ANNÉE	I	II	III	IV
	NOT ADJUSTED FOR SEASONALITY -- NON DÉSAISONNALISÉS			
1947	392	490	486	446
1948	424	530	527	483
1949	408	505	502	464
1950	446	600	755	721
1951	711	800	710	653
1952	606	744	745	696
1953	635	777	718	616
1954	512	642	669	624
1955	596	837	918	869
1956	772	1,016	1,000	902
1957	760	979	905	780
1958	681	911	941	965
1959	800	1,105	1,074	1,067
1960	875	1,064	1,030	943
1961	717	1,092	1,122	1,144
1962	927	1,235	1,205	1,240
1963	1,000	1,347	1,268	1,463
1964	1,300	1,621	1,521	1,601
1965	1,412	1,737	1,615	1,810
1966	1,582	1,895	1,618	1,818
1967	1,500	1,803	1,640	1,831
1968	1,567	1,988	1,799	2,088
1969	1,845	2,203	1,801	2,003

SEASONALLY ADJUSTED AT QUARTERLY RATE -- DÉSAISONNALISÉS AU TAUX TRIMESTRIEL

1947	1,804	1,812	1,812	1,828
1948	1,944	1,960	1,972	1,980
1949	1,864	1,868	1,880	1,904
1950	2,040	2,228	2,852	2,968
1951	3,216	2,948	2,660	2,672
1952	2,756	2,748	2,800	2,860
1953	2,912	2,864	2,684	2,524
1954	2,372	2,364	2,496	2,556
1955	2,800	3,088	3,436	3,556
1956	3,652	3,720	3,736	3,652
1957	3,612	3,580	3,384	3,120
1958	3,264	3,340	3,548	3,840
1959	3,852	4,052	4,064	4,216
1960	4,204	3,884	3,880	3,680
1961	3,492	4,032	4,276	4,500
1962	4,248	4,564	4,872	4,744
1963	4,572	4,984	5,148	5,608
1964	5,888	5,984	6,196	6,104
1965	6,356	6,420	6,624	6,896
1966	7,076	6,992	6,684	6,900
1967	6,664	6,640	6,844	6,948
1968	6,960	7,316	7,568	7,924
1969	8,160	8,084	7,576	7,588

(1) SEE FOOTNOTE ON PAGE T-9-1. -- VOIR RENVOI À LA PAGE T-9-1.

(3) BEFORE DIVIDENDS PAID TO NON-RESIDENTS; SEE ALSO CSR SECTION 13, TABLE 9 -- AVANT LES DIVIDENDES VERSÉS AUX NON-RÉSIDENTS; VOIR AUSSI RENVOIS DE LA SECTION 13, TABLEAUX 9 DE LA REVUE STATISTIQUE DU CANADA.

BALANCE OF INTERNATIONAL PAYMENTS, MERCHANDISE, EXPORTS(4) -- LA BALANCE DES PaiMENTS INTERNATIONAUX, COMPTES DES MARCHANDISES, EXPORTATIONS(4)

(\$'000,000)

YEAR ANNÉE	I	II	III	IV
	NOT ADJUSTED FOR SEASONALITY -- NON DÉSAISONNALISÉES			
1946	557	577	604	655
1947	598	735	669	721
1948	681	731	743	875
1949	669	773	716	831
1950	663	788	796	892
1951	815	952	1,044	1,139
1952	1,010	1,124	1,049	1,156
1953	918	1,113	1,077	1,044
1954	872	993	1,002	1,067
1955	967	1,098	1,127	1,140
1956	1,051	1,262	1,247	1,277
1957	1,099	1,213	1,303	1,279
1958	1,085	1,278	1,220	1,307
1959	1,060	1,355	1,286	1,450
1960	1,281	1,321	1,398	1,392
1961	1,266	1,447	1,557	1,619
1962	1,400	1,624	1,632	1,731
1963	1,486	1,776	1,806	2,014
1964	1,736	2,198	2,182	2,128
1965	1,826	2,191	2,263	2,465
1966	2,223	2,602	2,695	2,806
1967	2,596	3,003	2,691	3,048
1968	3,017	3,532	3,321	3,667
1969	3,467	3,809	3,545	4,053

SEASONALLY ADJUSTED AT QUARTERLY RATES -- DÉSAISONNALISÉES AU TAUX TRIMESTRIEL

1946	603	566	616	608
1947	651	721	682	669
1948	748	715	757	810
1949	737	757	726	769
1950	735	772	804	828
1951	906	932	1,045	1,067
1952	1,117	1,095	1,036	1,091
1953	1,015	1,083	1,059	995
1954	963	967	980	1,024
1955	1,071	1,067	1,100	1,094
1956	1,167	1,228	1,218	1,224
1957	1,221	1,180	1,275	1,218
1958	1,205	1,249	1,194	1,242
1959	1,179	1,331	1,262	1,379
1960	1,416	1,294	1,365	1,317
1961	1,404	1,420	1,523	1,542
1962	1,554	1,588	1,592	1,653
1963	1,653	1,730	1,767	1,932
1964	1,925	2,122	2,143	2,048
1965	2,021	2,104	2,233	2,387
1966	2,454	2,485	2,660	2,727
1967	2,836	2,863	2,675	2,964
1968	3,240	3,348	3,389	3,560
1969	3,718	3,614	3,637	3,905

(4) INCLUDED WITH OTHER CURRENT PAYMENTS. -- TIENt PART DES AUTRES PaiEMENTS COURANTS.

BALANCE OF INTERNATIONAL PAYMENTS, MERCHANDISE, IMPORTS(4) -- LA BALANCE DES PAIEMENTS INTERNATIONAUX, COMPTES DES MARCHANDISES, IMPORTATIONS(4)
(\$'000,000)

YEAR ANNÉE	I	II	III	IV
	NOT ADJUSTED FOR SEASONALITY -- NON DÉSAISONNALISÉS			
1946	363	450	463	546
1947	542	688	636	669
1948	555	676	653	714
1949	641	740	645	670
1950	630	796	797	909
1951	947	1,194	1,083	877
1952	890	987	938	1,039
1953	1,002	1,163	1,053	994
1954	923	1,068	941	984
1955	971	1,150	1,163	1,259
1956	1,245	1,542	1,351	1,427
1957	1,328	1,518	1,350	1,292
1958	1,154	1,361	1,202	1,349
1959	1,218	1,551	1,380	1,423
1960	1,324	1,508	1,316	1,392
1961	1,260	1,478	1,419	1,559
1962	1,398	1,664	1,559	1,582
1963	1,412	1,702	1,655	1,810
1964	1,695	2,047	1,827	1,968
1965	1,866	2,218	2,101	2,442
1966	2,213	2,651	2,472	2,766
1967	2,481	2,975	2,591	2,725
1968	2,754	3,140	2,859	3,409
1969	3,226	3,706	3,303	3,752

SEASONALLY ADJUSTED AT QUARTERLY RATE -- DÉSAISONNALISÉS AU Taux TRIMESTRIEL

1946	398	418	472	534
1947	594	619	647	655
1948	607	625	664	702
1949	698	681	655	662
1950	684	731	811	906
1951	1,026	1,095	1,101	879
1952	957	904	950	1,043
1953	1,075	1,067	1,070	1,000
1954	988	981	958	989
1955	1,039	1,054	1,189	1,261
1956	1,336	1,414	1,386	1,429
1957	1,426	1,387	1,391	1,284
1958	1,242	1,248	1,240	1,336
1959	1,316	1,428	1,427	1,401
1960	1,431	1,393	1,354	1,362
1961	1,365	1,370	1,459	1,522
1962	1,515	1,549	1,600	1,539
1963	1,532	1,587	1,703	1,757
1964	1,838	1,906	1,887	1,906
1965	2,019	2,061	2,186	2,361
1966	2,379	2,464	2,576	2,683
1967	2,672	2,757	2,720	2,623
1968	2,965	2,912	3,008	3,277
1969	3,483	3,422	3,468	3,614

SEE FOOTNOTE ON PAGE T-9-5. -- VOIR RENVOI À LA PAGE T-9-5.

BALANCE OF INTERNATIONAL PAYMENTS, NON-MERCHANDISE, RECEIPTS -- LA BALANCE DES PAIEMENTS INTERNATIONAUX, COMPTE DES INVISIBLES, RECETTES
(\$'000,000)

ANNEE	I	II	III	IV
NOT ADJUSTED FOR SEASONALITY -- NON DÉSAISONNALISÉS				
1946	214	234	297	227
1947	205	221	331	268
1948	219	260	370	268
1949	228	270	348	254
1950	198	269	344	280
1951	219	271	389	318
1952	244	315	409	366
1953	253	313	426	349
1954	238	316	423	337
1955	268	370	485	404
1956	317	402	515	404
1957	338	414	502	381
1958	320	375	467	400
1959	308	416	535	403
1960	340	422	564	418
1961	356	467	616	460
1962	363	499	675	499
1963	404	527	727	549
1964	457	584	807	661
1965	505	648	930	653
1966	563	734	1,033	740
1967	648	947	1,350	802
1968	658	901	1,254	834
1969	745	1,014	1,328	961

SEASONALLY ADJUSTED AT QUARTERLY RATE -- DÉSAISONNALISÉS AU TROISIÈME TRIMESTRE

1946	299	247	236	230
1947	250	242	256	277
1948	271	280	288	278
1949	283	288	266	263
1950	257	283	264	287
1951	287	288	310	312
1952	320	331	333	350
1953	337	327	337	340
1954	317	329	332	336
1955	353	381	389	404
1956	400	408	411	419
1957	428	414	397	396
1958	407	380	368	407
1959	398	421	423	420
1960	434	426	446	438
1961	460	475	481	483
1962	481	512	516	527
1963	534	542	551	580
1964	603	595	612	699
1965	665	667	703	701
1966	742	764	775	789
1967	864	961	1048	874
1968	869	910	945	923
1969	970	1,011	998	1,069

BALANCE OF INTERNATIONAL PAYMENTS, NON-MERCHANDISE, PAYMENTS -- LA BALANCE DES PAIEMENTS INTERNATIONAUX, COMPTES DES TYPES I, PAIEMENTS
(\$'000,000)

YEAR -- ANNÉE	I	II	III	IV
	NOT ADJUSTED FOR SEASONALITY -- NON DÉSAISONNALISÉS			
1946	307	268	292	313
1947	285	304	285	290
1948	227	311	269	291
1949	236	374	309	297
1950	271	362	349	435
1951	321	300	414	443
1952	331	403	437	461
1953	356	459	467	492
1954	363	435	466	546
1955	446	476	535	603
1956	492	560	627	627
1957	546	651	668	627
1958	542	625	697	659
1959	575	666	759	728
1960	619	710	771	729
1961	682	735	803	780
1962	685	820	783	762
1963	712	805	849	865
1964	828	885	954	967
1965	886	985	1,058	1,055
1966	960	1,065	1,223	1,208
1967	1,076	1,244	1,250	1,242
1968	1,148	1,278	1,403	1,300
1969	1,259	1,451	1,564	1,452

SEASONALLY ADJUSTED AT QUARTERLY RATES -- DÉSAISONNALISÉS, AU TAUX TRIMESTRIEL

1946	334	253	294	299
1947	331	280	281	272
1948	266	290	270	272
1949	279	347	312	278
1950	330	369	335	383
1951	387	379	395	397
1952	395	397	414	426
1953	415	456	436	422
1954	420	434	435	467
1955	509	474	495	525
1956	559	557	583	583
1957	619	645	616	612
1958	610	623	646	644
1959	653	664	702	709
1960	697	698	715	719
1961	757	726	751	766
1962	756	808	744	742
1963	779	798	811	843
1964	898	883	912	941
1965	964	985	1,004	1,031
1966	1,047	1,070	1,154	1,185
1967	1,171	1,233	1,189	1,219
1968	1,249	1,297	1,306	1,317
1969	1,370	1,422	1,446	1,488

BALANCE OF INTERNATIONAL PAYMENTS, CURRENT ACCOUNT BALANCE -- LA BALANCE DES PAIEMENTS INTERNATIONAUX, BALANCE AU COMPTE COURANT
(in '000,000)

YEAR ANNEE	I	II	III	IV
	NOT ADJUSTED FOR SEASONALITY -- NON DÉSaisonnalisée			
1946	101	93	146	23
1947	- 24	- 36	79	30
1948	118	4	191	138
1949	20	- 71	110	118
1950	- 40	- 101	- 6	- 172
1951	- 234	- 351	- 64	137
1952	33	49	83	22
1953	- 187	- 196	- 17	- 48
1954	- 176	- 194	18	- 72
1955	- 182	- 158	- 86	- 261
1956	- 369	- 438	- 216	- 349
1957	- 437	- 542	- 213	- 259
1958	- 291	- 333	- 212	- 301
1959	- 425	- 446	- 318	- 298
1960	- 322	- 475	- 125	- 311
1961	- 320	- 299	- 49	- 260
1962	- 320	- 361	- 35	- 114
1963	- 234	- 204	29	- 112
1964	- 336	- 150	208	- 146
1965	- 421	- 364	34	- 379
1966	- 387	- 380	33	- 428
1967	- 313	- 269	200	- 117
1968	- 227	- 15	313	- 208
1969	- 273	- 334	6	- 190

SEASONALLY ADJUSTED AT QUARTERLY RATES -- DÉSaisonnalisée, AU TAUX TRIMESTRIEL

1946	130	142	86	5
1947	- 24	44	10	19
1948	146	80	111	114
1949	43	17	25	92
1950	- 22	- 45	- 78	- 174
1951	- 220	- 254	- 141	103
1952	85	125	5	28
1953	- 138	- 113	- 110	- 87
1954	- 129	- 119	- 81	- 96
1955	- 124	- 80	- 195	- 288
1956	- 328	- 335	- 340	- 369
1957	- 396	- 438	- 335	- 282
1958	- 240	- 242	- 324	- 331
1959	- 392	- 340	- 444	- 311
1960	- 278	- 371	- 258	- 326
1961	- 258	- 201	- 206	- 263
1962	- 236	- 257	- 236	- 101
1963	- 124	- 113	- 196	- 88
1964	- 208	- 72	- 44	- 100
1965	- 297	- 275	- 254	- 304
1966	- 230	- 285	- 295	- 352
1967	- 143	- 166	- 186	- 4
1968	- 105	- 89	- 20	- 111
1969	- 165	- 219	- 279	- 128

REAL DOMESTIC PRODUCT, BY INDUSTRY OF ORIGIN(1) -- TOTAL -- PRODUIT INTÉRIEUR RÉEL PAR INDUSTRIE D'ORIGINE(1)
(1961 = 100)

YEAR -- ANNÉE	I	II	III	IV
	NOT ADJUSTED FOR SEASONALITY -- NON DÉSAISONNALISÉ			
1946	47.0	51.0	60.9	50.8
1947	47.8	53.8	61.8	55.7
1948	48.9	54.6	66.4	57.1
1949	51.1	57.4	66.3	58.9
1950	53.2	59.6	73.3	63.9
1951	58.8	65.3	79.3	65.7
1952	60.8	68.6	87.9	72.6
1953	65.3	73.1	89.9	73.7
1954	65.9	72.3	82.8	76.3
1955	70.0	79.5	95.9	82.9
1956	76.1	87.0	104.1	89.1
1957	80.4	89.3	100.4	87.9
1958	80.0	89.8	102.3	91.9
1959	84.6	94.5	107.4	96.5
1960	88.4	96.0	110.5	96.9
1961	91.1	99.2	107.8	101.9
1962	97.6	105.5	118.0	106.7
1963	101.7	109.8	123.9	113.9
1964	110.2	117.8	129.0	121.2
1965	116.9	125.0	138.5	130.9
1966	125.5	133.0	147.7	135.9
1967	128.9	138.2	148.9	140.4
1968	134.0	143.0	155.9	148.5
1969	143.0	150.8	162.8	154.4

SEASONALLY ADJUSTED -- DÉSAISONNALISÉ

1946	53.7	52.7	52.2	51.6
1947	53.6	54.7	54.9	55.5
1948	55.4	55.6	56.7	57.7
1949	57.4	58.3	58.5	59.3
1950	60.4	61.1	63.4	64.9
1951	67.3	67.9	67.2	67.3
1952	70.3	72.3	72.6	74.9
1953	74.7	75.6	75.9	75.5
1954	73.5	72.9	74.5	76.1
1955	79.0	81.1	83.1	84.2
1956	86.8	89.4	89.3	90.8
1957	89.8	90.2	89.7	88.6
1958	89.6	91.0	91.0	92.5
1959	94.0	95.3	96.1	97.1
1960	97.9	97.7	97.6	97.3
1961	97.1	99.2	101.4	102.3
1962	105.0	106.2	108.1	108.1
1963	109.5	111.1	112.7	115.6
1964	117.6	118.4	120.1	121.9
1965	124.7	125.9	128.7	131.5
1966	134.6	135.0	135.3	137.0
1967	137.8	139.4	139.7	140.6
1968	142.7	144.7	145.6	148.6
1969	152.0	151.8	152.0	155.0

(1) HISTORICAL MONTHLY SERIES ARE SCHEDULED FOR EARLY RELEASE IN PUBLICATION "INDEXES OF REAL DOMESTIC PRODUCT", D.B.S., CAT. NO. 61-510 -- LES SÉRIES HISTORIQUES MENSUELLES PARAÎTRONT SOUS PEU DANS LA PUBLICATION "INDEXES OF REAL DOMESTIC PRODUCT", B.F.S., NUMÉRO DE CAT. 61-510.

BOGOS PRODUCTION (INDUSTRIEL) -- INDUSTRIES PRODUCTRICES DE BIKES(1)

(1961 = 100)

YEAR ANNÉE	I	II	III	IV
	NOT ADJUSTED FOR SEASONALITY -- NON DÉSAISONNALISÉES			
1946	41.2	48.8	66.8	46.5
1947	44.8	51.9	65.8	53.4
1948	46.3	53.0	73.3	54.5
1949	48.8	55.2	70.8	56.3
1950	50.6	57.4	80.7	61.9
1951	57.2	64.2	89.4	63.6
1952	58.4	66.8	101.6	71.3
1953	63.3	71.8	102.6	71.9
1954	63.7	70.1	88.0	74.0
1955	67.8	77.9	107.2	81.9
1956	74.6	86.9	117.4	88.6
1957	79.4	89.3	109.1	86.1
1958	77.8	89.6	111.9	90.2
1959	82.3	93.9	116.2	95.0
1960	87.1	94.3	120.6	94.2
1961	87.5	97.1	115.6	99.8
1962	95.8	105.3	133.2	105.3
1963	100.4	110.2	141.5	115.3
1964	111.4	120.8	145.3	124.8
1965	121.0	129.1	158.6	136.9
1966	132.0	140.2	172.8	141.7
1967	133.7	142.3	166.9	144.1
1968	138.0	148.8	176.0	155.9
1969	149.7	158.4	183.2	158.6

SEASONALY ADJUSTED -- DÉSAISONNALISÉES

1946	50.7	52.1	51.5	50.1
1947	52.3	53.8	54.1	54.9
1948	54.9	55.4	56.7	57.4
1949	56.9	57.4	57.6	58.8
1950	60.5	60.9	63.6	65.6
1951	68.9	69.7	68.3	68.2
1952	72.3	74.6	74.7	77.5
1953	76.6	77.5	78.1	77.0
1954	73.6	72.3	74.1	75.7
1955	80.1	82.3	84.9	86.3
1956	89.7	92.8	91.7	93.8
1957	92.1	92.3	90.8	89.7
1958	90.7	93.0	92.6	93.5
1959	94.9	96.6	97.2	98.4
1960	99.7	98.7	98.4	97.3
1961	96.0	98.9	102.2	102.9
1962	107.4	108.8	112.0	110.7
1963	112.9	115.1	117.3	121.5
1964	122.7	124.1	126.1	128.7
1965	133.1	133.3	137.4	141.0
1966	146.6	147.1	145.6	147.3
1967	147.3	147.3	147.0	147.9
1968	150.5	154.1	154.9	159.6
1969	163.2	162.9	160.4	163.9

AGRICULTURE(1)

(1961 = 100)

YEAR -- ANNÉE	I	II	III	IV
	NOT ADJUSTED FOR SEASONALITY -- NON DÉSAISONNALISÉE			
1946	44.4	79.9	208.1	47.6
1947	48.1	76.8	166.1	65.9
1948	39.6	66.9	204.8	57.1
1949	43.3	69.4	172.8	61.7
1950	48.1	63.0	209.3	59.1
1951	45.3	67.9	253.8	66.3
1952	51.8	79.0	317.7	81.8
1953	47.7	76.3	289.8	70.9
1954	49.6	71.3	179.1	72.3
1955	53.5	76.6	259.2	70.4
1956	53.6	83.8	279.1	71.4
1957	54.6	79.1	206.8	69.9
1958	59.7	86.0	228.4	81.1
1959	61.8	82.2	226.5	70.4
1960	61.0	79.0	251.8	69.3
1961	64.1	72.8	198.7	64.4
1962	64.2	68.6	292.0	60.1
1963	58.8	65.4	344.0	75.0
1964	55.2	75.1	286.3	72.6
1965	57.7	62.9	318.4	74.2
1966	57.2	63.0	387.5	73.9
1967	65.1	67.5	296.4	69.7
1968	67.9	59.3	324.7	82.0
1969	66.5	86.8	352.3	75.1

SEASONALLY ADJUSTED -- DÉSAISONNALISÉE

1946	98.8	102.9	100.8	81.4
1947	87.1	91.8	85.5	88.4
1948	84.5	84.8	89.9	89.6
1949	83.3	87.3	85.4	90.0
1950	100.4	90.6	94.1	96.7
1951	108.1	107.9	108.7	111.8
1952	128.6	137.6	130.8	136.1
1953	120.6	122.1	123.2	119.7
1954	93.4	89.0	95.4	96.4
1955	112.2	111.5	116.0	115.1
1956	125.3	130.4	113.4	121.1
1957	106.1	104.8	100.1	105.0
1958	113.4	115.2	112.8	114.5
1959	114.8	110.1	112.3	106.0
1960	112.2	117.4	114.2	103.7
1961	96.5	98.8	104.9	99.8
1962	125.5	112.6	121.2	118.7
1963	132.2	127.8	134.3	142.5
1964	119.0	124.8	121.3	121.4
1965	128.3	122.3	127.6	127.6
1966	146.5	146.1	141.8	144.8
1967	144.9	131.4	118.8	122.3
1968	137.4	130.9	128.4	137.8
1969	147.0	149.5	139.8	146.7

INDEX OF INDUSTRIAL PRODUCTION(1) -- INDICE DE LA PRODUCTION INDUSTRIELLE(1)

(1961 = 100)

ANNÉE

I

II

III

IV

NOT ADJUSTED FOR SEASONALITY -- NON DÉSAISONNALISÉ

1946	43.2	45.2	44.5	46.1
1947	47.0	49.1	49.5	50.0
1948	49.5	51.9	51.6	52.8
1949	51.8	53.7	53.7	54.3
1950	53.3	56.4	58.4	61.2
1951	61.6	64.4	62.7	61.9
1952	61.9	65.2	65.8	68.3
1953	69.2	71.4	70.3	69.6
1954	69.0	69.8	69.8	71.3
1955	72.7	77.4	79.2	81.4
1956	80.9	86.4	87.2	88.7
1957	86.8	88.6	87.8	85.6
1958	83.7	87.3	87.0	88.7
1959	90.1	94.9	94.8	97.1
1960	96.6	96.7	94.8	96.3
1961	94.3	100.3	101.2	104.3
1962	104.4	111.0	111.0	111.5
1963	111.2	117.7	115.5	121.6
1964	123.3	130.3	126.8	132.1
1965	133.7	139.5	137.2	146.0
1966	146.9	151.5	145.0	152.3
1967	148.9	154.0	148.2	155.7
1968	153.9	162.3	155.5	167.6
1969	167.8	170.5	161.2	172.1

SEASONALLY ADJUSTED -- DÉSAISONNALISÉ

1946	44.0	44.7	44.5	45.9
1947	47.7	48.5	49.7	49.9
1948	50.4	51.3	51.6	52.6
1949	52.9	53.1	53.6	53.9
1950	54.4	55.7	58.3	61.0
1951	62.7	63.6	62.6	61.7
1952	63.0	64.4	65.9	68.2
1953	70.0	70.5	70.4	69.4
1954	70.0	69.1	69.4	70.9
1955	73.9	76.4	78.9	80.9
1956	82.5	85.3	86.8	88.3
1957	88.4	87.7	87.2	85.4
1958	85.4	86.7	86.9	88.3
1959	91.4	93.5	94.7	96.6
1960	98.1	95.7	95.0	95.7
1961	95.9	98.6	101.7	103.8
1962	105.9	108.8	111.7	111.1
1963	112.7	115.2	117.1	121.0
1964	124.8	127.4	129.2	131.4
1965	134.9	136.4	140.6	144.7
1966	148.1	148.7	148.5	150.5
1967	150.0	151.3	152.0	154.1
1968	154.9	158.9	160.3	165.1
1969	168.4	167.7	166.0	169.5

SEE FOOTNOTE ON PAGE T-10-1. -- VOIR REMARQUE À LA PAGE T-10-1.

CONSTRUCTION(1)

(1961 = 100)

YEAR
--
ANNÉE

	I	II	III	IV
	NOT ADJUSTED FOR SEASONALITY -- NON DÉSAISONNALISÉE			
1946	23.4	36.6	41.8	40.1
1947	27.7	42.6	48.4	46.9
1948	31.6	46.3	55.1	52.2
1949	40.3	52.4	59.0	56.0
1950	42.8	57.1	65.1	59.2
1951	45.3	57.9	63.3	59.6
1952	43.8	64.7	76.5	71.4
1953	50.9	71.8	87.0	78.0
1954	53.3	73.0	88.1	80.6
1955	56.6	82.7	100.3	88.2
1956	62.2	94.2	112.4	99.9
1957	68.6	103.0	122.8	106.4
1958	69.7	109.5	127.7	107.7
1959	66.5	102.8	120.1	105.4
1960	66.5	98.3	120.2	103.2
1961	71.0	99.0	127.2	102.8
1962	76.8	104.7	130.4	106.6
1963	76.5	106.0	127.7	113.5
1964	94.4	109.1	135.8	130.5
1965	107.1	128.9	155.9	143.1
1966	117.3	144.5	161.8	143.1
1967	110.0	143.0	169.9	146.9
1968	114.1	151.3	175.7	157.7
1969	124.8	155.6	178.9	156.4

SEASONALLY ADJUSTED -- DÉSAISONNALISÉE

1946	33.3	34.9	36.1	37.3
1947	38.4	40.8	41.7	43.7
1948	42.1	45.0	47.6	48.8
1949	52.1	51.1	51.6	52.8
1950	55.3	56.1	56.9	55.9
1951	58.5	56.7	54.5	56.3
1952	58.1	64.6	65.5	68.2
1953	68.4	71.2	74.1	73.9
1954	72.8	71.9	74.0	76.3
1955	78.6	81.5	84.1	83.5
1956	87.4	92.7	93.7	94.9
1957	97.2	101.0	101.3	101.2
1958	99.9	107.1	105.4	102.3
1959	96.3	100.3	98.4	99.9
1960	96.7	95.6	97.9	98.0
1961	95.8	100.0	103.0	100.1
1962	102.5	106.8	108.4	103.1
1963	100.2	107.1	107.1	109.5
1964	116.5	110.1	114.8	124.5
1965	131.4	129.5	133.8	137.3
1966	146.2	144.9	138.8	137.7
1967	139.1	143.4	146.2	141.6
1968	143.1	151.5	151.8	152.7
1969	155.3	153.7	154.4	152.5

SERVICE PRODUCING INDUSTRIES(1) -- INDUSTRIES PRODUCTRICES DE SERVICES(1)

(1961 = 100)

YEAR
--
ANNÉE

	I	II	III	IV
	NOT ADJUSTED FOR SEASONALITY -- NON DÉSAISONNALISÉES			
1946	53.8	53.5	54.1	55.2
1947	51.3	56.0	57.2	58.2
1948	52.0	56.4	58.3	60.0
1949	53.8	59.8	61.0	61.9
1950	56.1	62.1	64.8	66.1
1951	60.7	66.6	67.6	68.2
1952	63.6	70.6	72.0	74.0
1953	67.6	74.6	75.2	75.8
1954	68.6	74.6	76.7	78.8
1955	72.6	81.3	82.9	84.0
1956	77.8	86.9	88.6	89.6
1957	81.4	89.2	90.4	89.8
1958	82.6	90.1	91.1	93.9
1959	87.3	95.2	97.1	98.2
1960	89.9	98.0	98.7	99.9
1961	93.9	100.8	101.8	103.5
1962	99.1	105.6	106.1	107.8
1963	102.7	109.5	110.2	112.9
1964	109.2	115.5	116.3	118.5
1965	113.8	121.9	122.8	126.2
1966	120.3	127.3	128.2	131.3
1967	125.2	135.1	135.0	137.5
1968	130.9	138.4	140.2	142.8
1969	137.9	144.9	147.0	151.1

SEASONALLY ADJUSTED -- DÉSAISONNALISÉES

1946	57.1	53.3	52.9	53.2
1947	55.2	55.6	55.8	56.1
1948	55.9	55.8	56.7	57.9
1949	57.9	59.3	59.5	59.9
1950	60.3	61.3	63.2	64.0
1951	65.5	65.8	65.9	66.2
1952	68.1	69.5	70.2	71.9
1953	72.5	73.4	73.3	73.6
1954	73.5	73.6	74.9	76.5
1955	77.8	79.7	81.0	81.7
1956	83.4	85.3	86.4	87.4
1957	87.2	87.6	88.4	87.3
1958	88.3	88.7	89.1	91.4
1959	93.1	93.7	95.0	95.6
1960	95.9	96.5	96.7	97.3
1961	98.0	99.4	100.7	101.8
1962	103.2	104.1	105.0	106.1
1963	106.8	108.0	109.2	111.1
1964	113.6	113.9	115.4	116.6
1965	118.1	120.1	122.0	124.0
1966	125.3	125.6	127.2	129.0
1967	130.4	133.2	134.0	134.9
1968	136.6	137.3	138.4	140.1
1969	143.3	143.2	145.5	148.0

TRANSPORTATION, STORAGE, COMMUNICATION(1) -- TRANSPORTS, ENTREPOSAGE ET COMMUNICATIONS(1)

(1969 = 100)

YEAR
--
ANNÉE

I

II

III

IV

NOT ADJUSTED FOR SEASONALITY -- NON DÉSAISONNALISÉS

1946	48.6	49.0	55.6	57.6
1947	49.4	57.9	59.9	61.6
1948	51.4	55.6	62.1	63.5
1949	53.3	57.5	60.9	61.3
1950	52.4	59.9	62.4	66.1
1951	57.0	67.0	69.6	69.9
1952	61.0	71.0	72.9	73.5
1953	62.0	74.3	74.6	71.3
1954	59.8	67.1	73.9	74.7
1955	65.9	79.8	85.0	81.5
1956	74.9	88.6	95.3	89.7
1957	78.0	90.3	94.5	86.7
1958	74.7	86.4	89.3	87.5
1959	79.4	90.0	100.0	95.6
1960	83.8	96.1	100.4	95.5
1961	90.1	101.8	105.0	103.1
1962	95.7	104.4	108.7	107.7
1963	100.5	111.6	116.3	115.8
1964	110.7	121.7	125.6	122.9
1965	114.7	126.6	132.8	134.6
1966	123.5	139.3	141.7	140.9
1967	132.7	147.6	150.6	146.5
1968	139.5	152.2	155.0	154.3
1969	150.0	155.0	159.6	162.5

SEASONALLY ADJUSTED -- DÉSAISONNALISÉS

1946	54.5	50.1	52.3	53.9
1947	55.5	58.5	56.7	57.8
1948	57.8	55.9	58.4	59.6
1949	59.6	57.9	58.1	58.1
1950	58.8	59.4	59.3	62.7
1951	65.0	66.4	65.8	66.6
1952	68.3	69.8	68.8	70.2
1953	69.7	72.9	69.9	68.5
1954	67.9	65.9	69.2	72.0
1955	74.4	78.1	79.4	79.3
1956	84.3	86.7	87.7	89.0
1957	87.8	88.1	87.7	84.9
1958	83.8	84.3	82.9	86.1
1959	88.4	88.1	92.8	94.0
1960	93.3	93.7	93.7	94.2
1961	97.1	99.9	100.6	102.0
1962	103.0	102.3	104.6	106.7
1963	108.0	109.4	112.0	115.0
1964	119.1	119.6	121.0	122.0
1965	123.0	123.9	127.9	133.4
1966	133.1	136.2	136.2	139.6
1967	142.8	144.3	145.1	146.2
1968	150.0	148.8	149.8	154.2
1969	157.7	150.5	153.4	160.3

SEE FOOTNOTE ON PAGE T-10-1. -- VOIR RENVOI À LA PAGE T-10-1.

TRADE(1) -- COMMERCE(1)

(1961 = 100)

YEAR
ANNÉE

I

II

III

IV

NOT ADJUSTED FOR SEASONALITY -- NON DÉSAISONNALISÉ

1946	45.9	52.5	53.3	58.3
1947	50.3	57.9	58.2	62.1
1948	48.6	57.0	57.2	62.9
1949	49.5	61.0	60.0	64.5
1950	51.9	63.7	67.0	69.5
1951	57.9	66.5	63.6	67.1
1952	55.9	69.6	69.6	77.0
1953	63.2	75.1	73.4	78.9
1954	63.9	74.4	73.8	81.6
1955	68.1	84.2	83.3	91.5
1956	75.7	92.8	90.3	97.9
1957	80.1	91.9	89.2	95.7
1958	80.4	92.6	89.9	102.4
1959	86.7	100.4	96.5	106.1
1960	87.8	100.2	95.7	107.0
1961	88.3	102.9	98.4	110.2
1962	95.1	110.0	102.1	115.3
1963	99.1	113.4	105.3	120.7
1964	107.1	119.1	111.0	126.7
1965	111.3	129.0	119.3	137.7
1966	120.8	131.1	123.8	143.4
1967	121.3	141.6	129.2	149.2
1968	126.1	140.9	137.7	155.8
1969	132.0	148.0	142.1	161.8

SEASONALLY ADJUSTED -- DÉSAISONNALISÉ

1946	51.9	51.8	52.9	53.1
1947	57.3	56.8	57.5	57.0
1948	55.7	55.6	56.3	57.8
1949	57.0	59.5	58.9	59.5
1950	59.6	61.8	65.7	64.5
1951	66.3	64.2	62.6	62.3
1952	63.8	67.2	68.7	71.6
1953	72.2	72.5	72.6	73.3
1954	72.7	72.2	73.3	75.1
1955	77.3	80.7	83.4	85.0
1956	85.4	89.2	90.7	90.9
1957	89.8	88.8	90.0	88.2
1958	90.1	89.9	90.8	94.2
1959	96.5	97.4	97.7	97.6
1960	97.5	97.5	97.2	98.4
1961	96.9	99.2	101.7	102.2
1962	103.6	105.7	105.7	106.9
1963	107.4	108.9	109.6	111.9
1964	115.9	114.4	116.2	117.2
1965	119.9	123.8	125.3	127.5
1966	130.4	126.6	130.1	132.3
1967	131.4	136.7	136.0	137.4
1968	137.2	139.5	141.4	141.3
1969	144.3	144.8	147.5	147.2

FINANCE, INSURANCE AND REAL ESTATE(1) -- FINANCES, ASSURANCES ET IMMOBILIER(1)

(1961 = 100)

YEAR
--
ANNÉE

	I	II	III	IV
	NOT ADJUSTED FOR SEASONALITY -- NON DÉSAISONNALISÉS			
1961	98.1	99.7	100.8	101.5
1962	101.8	103.7	105.0	105.5
1963	105.5	107.7	109.6	109.7
1964	110.3	112.6	114.7	114.1
1965	114.6	117.1	118.8	118.1
1966	117.9	119.9	122.2	121.6
1967	122.2	125.4	127.9	127.5
1968	127.6	130.5	132.4	131.7
1969	132.5	136.2	138.8	139.2

SEASONALLY ADJUSTED -- DÉSAISONNALISÉS

1961	98.7	99.6	100.2	101.5
1962	102.5	103.6	104.3	105.6
1963	106.3	107.5	108.8	109.9
1964	111.2	112.4	113.7	114.3
1965	115.6	116.9	117.7	118.3
1966	119.0	119.7	121.0	121.9
1967	123.4	125.2	126.7	127.6
1968	129.0	130.2	131.0	132.1
1969	133.9	135.9	137.4	139.6

COMMUNITY SERVICES AND PERSONAL SERVICE INDUSTRIES(1) -- SERVICES COMMUNAUTAIRES, COMMERCIAUX ET PERSONNELS(1)
(1961 = 100)

YEAR -- ANNÉE	I	II	III	IV
	NOT ADJUSTED FOR SEASONALITY -- NON DÉSAISONNALISÉS			
1946	55.0	56.8	57.8	57.1
1947	57.1	58.5	60.7	59.4
1948	58.8	60.6	62.4	61.3
1949	60.9	63.2	65.5	64.1
1950	62.7	64.8	67.5	67.0
1951	65.4	68.6	71.3	68.5
1952	69.2	71.3	73.2	72.7
1953	71.8	74.6	76.5	75.0
1954	72.6	76.3	77.7	76.9
1955	74.6	77.9	79.7	78.5
1956	78.0	82.3	85.4	84.1
1957	82.4	85.2	87.3	85.2
1958	85.4	88.0	90.2	89.3
1959	88.8	92.9	95.9	94.1
1960	93.4	97.0	99.6	97.0
1961	96.3	99.6	103.1	101.0
1962	101.7	105.2	108.7	106.0
1963	106.0	109.2	112.9	111.2
1964	112.4	116.0	120.5	119.3
1965	120.5	125.3	129.7	127.5
1966	127.9	132.3	136.0	133.7
1967	134.2	139.1	142.9	139.1
1968	139.5	143.3	147.5	146.1
1969	149.6	155.0	161.0	160.2

SEASONALLY ADJUSTED -- DÉSAISONNALISÉS

1946	56.0	56.7	56.5	57.3
1947	58.3	58.4	59.3	59.7
1948	60.2	60.6	60.9	61.4
1949	62.3	63.2	63.9	64.3
1950	64.1	64.8	65.8	67.2
1951	67.0	68.5	69.5	68.6
1952	71.1	71.1	71.5	72.7
1953	73.9	74.3	76.7	75.0
1954	74.5	76.0	76.0	76.9
1955	76.7	77.6	77.9	78.6
1956	80.2	81.9	83.3	84.3
1957	84.5	84.7	85.2	85.5
1958	87.5	87.6	88.0	89.6
1959	91.1	92.6	93.5	94.5
1960	95.8	96.7	97.0	97.3
1961	98.1	99.3	100.7	101.9
1962	103.6	104.8	106.2	106.9
1963	107.9	108.9	110.3	112.2
1964	114.3	115.7	117.9	120.3
1965	122.5	124.9	126.9	128.6
1966	130.1	131.9	133.1	134.8
1967	136.5	138.7	139.9	140.3
1968	141.9	142.8	144.4	147.3
1969	152.0	154.6	157.8	161.4

PUBLIC ADMINISTRATION AND DEFENCE(1) -- ADMINISTRATION PUBLIQUE ET DÉFENSE(1)

(1961 = 100)

YEAR
--
ANNÉE

	I	II	III	IV
	NOT ADJUSTED FOR SEASONALITY -- NON DÉSAISONNALISÉE			
1961	97.5	99.5	102.7	100.3
1962	101.1	103.8	106.2	102.6
1963	101.4	104.1	106.5	104.0
1964	103.4	105.1	107.7	104.7
1965	103.3	105.5	109.7	106.3
1966	105.8	108.4	113.1	109.9
1967	110.4	116.3	121.0	119.5
1968	117.6	120.3	124.4	118.0
1969	119.3	122.6	126.2	121.1

SEASONALLY ADJUSTED -- DÉSAISONNALISÉE

1961	99.3	99.4	100.2	101.1
1962	103.0	103.6	103.5	103.4
1963	103.2	104.0	103.8	104.8
1964	105.4	105.0	104.8	105.5
1965	105.2	105.4	106.6	107.2
1966	107.9	108.4	109.9	110.9
1967	112.7	116.2	117.4	117.9
1968	120.3	120.1	119.8	119.4
1969	121.8	122.2	122.4	122.8

GENERAL WHOLESALE PRICE INDEX -- INDICE GÉNÉRAL DES PRIX DE GROS

(1935-39 = 100)

YEAR -- ANNÉE	J	F	M	A	M	J	J	A	S	O	N	D
	NOT ADJUSTED FOR SEASONALITY -- NON DÉSAISONNALISÉ											
1946	134.2	134.8	135.3	138.5	139.3	139.9	139.7	139.5	139.4	141.6	142.4	142.5
1947	145.1	150.5	153.0	157.1	159.9	162.5	164.0	165.7	168.8	174.5	178.1	179.9
1948	185.0	185.7	185.5	187.5	189.0	191.5	192.1	199.6	200.5	200.9	201.5	202.0
1949	201.8	200.0	199.9	199.1	197.9	197.6	197.0	195.9	195.5	197.9	198.5	198.0
1950	199.0	200.0	201.5	202.5	204.7	209.2	212.0	215.7	222.6	220.0	222.4	225.2
1951	232.5	238.6	241.9	242.4	241.9	243.0	243.7	241.4	240.0	239.6	239.1	237.7
1952	236.7	232.5	230.7	226.8	224.6	226.3	225.4	223.7	221.9	220.2	221.5	221.1
1953	221.5	221.1	221.9	219.5	220.0	221.5	221.0	222.2	221.2	220.4	218.7	219.0
1954	219.8	219.1	218.7	218.0	217.9	217.6	217.4	215.8	215.3	214.3	214.9	215.4
1955	215.6	217.3	217.3	218.5	217.8	218.7	218.4	219.7	220.9	220.0	220.7	221.5
1956	222.0	222.2	223.3	224.6	225.4	226.5	226.6	227.0	227.4	227.0	226.6	228.0
1957	229.2	228.2	228.4	228.5	228.0	229.1	228.2	227.6	227.0	225.0	224.1	226.1
1958	227.0	227.8	228.3	228.1	228.3	227.6	227.3	227.0	227.4	227.2	228.8	229.3
1959	229.9	230.9	230.6	231.2	231.2	230.6	231.1	231.0	230.9	230.0	230.2	229.7
1960	230.7	230.2	229.8	231.5	231.6	232.4	232.4	230.5	230.5	230.6	229.9	230.4
1961	231.7	232.1	231.3	230.9	231.2	231.4	234.5	234.5	235.3	235.3	235.3	236.5
1962	237.0	237.1	237.0	237.4	239.3	240.3	241.3	242.6	241.9	241.7	242.3	242.2
1963	243.0	242.8	242.4	242.8	244.4	245.7	246.2	244.7	245.0	245.9	246.7	245.3
1964	246.5	246.2	245.3	245.5	245.9	245.4	245.0	244.9	244.3	244.3	244.9	246.0
1965	246.7	246.5	246.8	248.0	249.5	252.1	252.1	251.3	251.1	252.1	253.7	255.4
1966	256.4	259.2	258.6	258.2	258.9	259.8	259.8	260.4	260.7	260.3	260.3	261.2
1967	261.8	262.9	262.4	262.7	263.6	264.1	263.9	264.8	265.1	265.3	265.3	267.1
1968	267.2	267.2	268.3	267.7	268.8	270.3	269.2	270.0	271.6	271.3	272.9	274.5
1969	278.0	279.0	280.5	281.8	283.1	284.7	282.7	282.8	283.4	283.4	283.0	286.2

T-11-2

WHOLESALE PRICE INDEX OF SELECTED INDUSTRIAL MATERIALS -- INDICE DES PRIX DE GROS DE CERTAINS MATÉRIELS INDUSTRIELS

(1935-39 = 100)

YEAR -- ANNÉE	J	F	M	A	M	J	J	A	S	O	N	D
	NOT ADJUSTED FOR SEASONALITY -- NON DÉSAISONNALISÉ											
1946	143.3	144.0	143.3	146.8	147.0	148.2	147.9	152.8	153.2	152.2	151.8	152.6
1947	155.2	172.4	175.9	181.7	183.6	188.7	188.8	188.5	194.1	202.3	205.5	207.5
1948	212.8	209.9	207.8	214.4	217.4	222.6	222.8	233.3	232.9	232.5	232.7	232.8
1949	232.3	229.7	226.3	220.6	215.1	211.3	209.0	210.2	213.1	214.9	216.7	216.8
1950	216.5	219.3	221.4	223.7	230.2	237.6	243.8	251.5	265.2	269.3	275.6	280.9
1951	294.0	304.1	306.0	307.0	306.1	304.0	297.0	287.4	285.8	289.4	287.5	284.6
1952	281.4	270.7	265.1	258.4	250.7	248.3	247.8	245.4	241.7	239.7	241.2	241.2
1953	240.2	238.4	237.5	232.9	234.2	234.0	231.7	231.4	228.8	227.0	225.8	225.8
1954	224.1	223.6	222.8	223.9	224.3	224.0	224.4	222.5	222.7	223.6	224.4	224.4
1955	225.7	228.9	229.9	233.1	233.2	236.2	237.1	240.9	241.1	240.7	240.8	244.2
1956	246.1	247.2	248.8	248.9	247.8	248.5	247.4	249.2	249.5	247.7	247.7	249.8
1957	251.1	248.4	247.0	246.2	242.2	240.6	239.8	238.6	236.8	232.5	228.9	231.8
1958	231.8	231.7	230.7	227.9	226.7	227.3	229.4	229.1	228.3	228.2	233.1	233.8
1959	234.0	236.0	237.7	240.4	241.4	241.7	240.3	242.6	243.7	242.0	240.8	241.9
1960	243.2	241.8	240.4	241.7	243.2	242.2	240.5	240.8	241.0	238.5	236.0	235.2
1961	235.4	238.1	240.2	241.7	244.0	239.7	247.7	247.1	247.8	246.6	244.6	245.7
1962	245.2	246.2	247.1	247.6	251.8	251.3	251.2	249.5	246.7	245.1	246.6	247.7
1963	250.8	250.0	250.3	252.1	254.9	254.9	255.1	251.4	251.0	254.9	258.8	257.5
1964	259.5	258.6	257.1	258.8	258.7	257.8	257.3	259.9	258.8	258.9	258.5	256.2
1965	256.7	255.3	256.3	256.6	258.5	260.4	259.5	260.9	260.4	259.3	259.4	261.3
1966	265.4	267.4	263.9	264.7	264.3	263.0	262.6	260.6	258.8	256.2	255.6	254.7
1967	253.2	254.0	252.0	252.5	254.7	256.7	253.0	252.1	251.2	250.1	253.0	254.3
1968	253.8	252.5	253.5	251.0	251.7	252.7	253.4	254.2	253.6	255.3	257.2	258.9
1969	262.1	263.5	264.1	267.7	270.8	271.1	269.0	269.2	270.4	266.8	267.8	269.6

INDEX OF EXPORT PRICES -- INDICE DES PRIX A L'EXPORTATION

(1948 = 100)

YEAR -- ANNÉE	J	F	M	A	M	J	J	A	S	O	N	D
NOT ADJUSTED FOR SEASONALITY -- NON DÉSAISONNALISÉ												
1946	77.2	78.1	78.1	78.9	79.9	80.3	80.7	80.2	80.2	81.9	84.5	85.9
1947	86.7	88.1	88.5	90.6	91.2	93.6	92.6	93.6	93.9	94.1	94.8	95.0
1948	97.2	99.2	98.4	99.1	97.8	97.8	98.6	99.9	102.6	104.8	105.0	104.9
1949	106.9	106.7	105.2	104.8	104.1	103.8	102.6	101.2	99.9	102.9	103.5	104.0
1950	104.8	104.0	105.2	106.3	105.6	107.1	108.9	110.1	111.7	111.2	112.0	112.2
1951	116.3	118.2	119.7	121.6	122.4	123.4	124.3	126.0	125.4	125.9	126.4	126.2
1952	125.5	124.8	124.3	123.1	121.5	121.4	121.0	120.7	120.1	120.3	120.4	119.2
1953	119.6	119.2	119.4	119.5	118.7	119.1	118.6	118.7	118.8	118.3	117.1	116.1
1954	115.8	115.7	115.5	116.2	116.0	116.6	115.4	115.0	114.4	114.7	114.5	114.5
1955	114.5	116.0	116.7	117.7	117.4	118.4	117.6	118.1	118.5	119.2	119.1	119.4
1956	119.3	119.9	120.8	121.4	122.0	122.2	121.7	122.0	122.0	122.4	122.5	122.2
1957	122.7	122.0	122.7	122.3	121.8	122.2	121.4	121.0	121.1	120.6	120.4	120.6
1958	120.6	121.1	121.7	121.7	120.6	120.6	120.0	120.4	120.5	120.9	121.2	121.5
1959	122.2	122.0	122.3	123.0	123.0	122.8	123.3	123.1	122.7	123.0	123.3	123.3
1960	122.3	122.5	122.7	123.5	123.6	123.1	123.4	123.0	122.5	123.3	123.4	122.4
1961	122.9	123.0	123.4	123.6	122.9	123.1	123.9	124.9	125.1	125.2	126.0	126.0
1962	126.4	126.6	127.7	128.6	128.9	128.9	129.3	129.5	129.0	129.1	129.5	128.9
1963	129.2	128.8	129.2	129.0	129.5	129.4	129.7	129.2	129.1	129.3	128.9	128.9
1964	129.1	129.3	129.9	130.4	130.5	130.8	131.3	131.6	132.0	132.0	132.1	132.5
1965	131.4	130.9	131.0	131.7	132.4	132.9	133.4	133.4	133.2	133.4	134.2	133.8
1966	134.9	135.6	136.2	136.6	137.0	138.0	139.1	139.5	139.9	139.4	139.8	140.4
1967	139.9	139.7	139.7	140.5	140.6	140.8	140.6	141.0	141.1	141.0	141.7	142.4
1968	142.8	143.3	143.9	144.6	145.6	145.9	146.3	146.0	146.5	146.3	146.5	146.5
1969	147.6	149.0	150.2	151.3	152.0	152.5	153.2	153.0	152.7	153.0	154.2	155.6

INDEX OF EXPORT PRICES -- INDICE DES PRIX A L'EXPORTATION

(1948 = 100)

YEAR -- ANNÉE	J	F	M	A	M	J	J	A	S	O	N	D
NOT ADJUSTED FOR SEASONALITY -- NON DÉSAISONNALISÉ												
1946	74.2	74.7	74.7	76.1	77.4	77.4	77.2	77.6	76.5	76.5	77.7	80.3
1947	81.0	82.2	83.9	86.6	88.5	88.5	87.9	87.6	89.3	90.1	92.8	95.2
1948	97.1	98.0	98.0	99.1	99.8	99.9	98.8	99.5	100.2	101.7	102.6	102.8
1949	103.3	104.0	103.9	104.5	102.6	102.0	100.7	100.7	101.3	102.0	104.3	107.0
1950	107.2	107.6	108.6	109.3	108.5	108.5	109.0	110.8	112.6	114.0	113.6	116.4
1951	119.9	122.6	124.8	128.4	129.7	129.9	129.9	127.3	126.4	124.1	121.5	121.5
1952	119.9	117.3	114.9	112.9	110.7	109.4	107.9	106.6	106.7	107.7	108.0	108.4
1953	108.4	108.1	109.0	109.0	109.3	109.9	109.9	110.2	111.0	110.7	110.1	110.0
1954	109.5	109.1	108.9	110.0	110.2	110.6	110.7	110.3	109.8	109.4	109.0	109.0
1955	109.0	109.6	110.4	110.6	109.7	109.8	109.1	109.6	111.3	112.1	112.8	113.6
1956	113.4	113.8	114.4	113.8	113.1	113.5	112.4	112.4	112.0	112.8	113.0	113.5
1957	115.0	116.1	116.6	117.3	116.5	116.4	115.6	115.6	116.4	117.1	116.7	117.8
1958	119.3	119.1	118.6	117.5	116.7	115.3	114.8	115.3	116.3	116.7	115.8	114.8
1959	114.9	115.8	115.7	115.0	114.7	114.7	114.2	114.1	113.8	113.5	113.5	114.2
1960	114.2	114.2	113.6	115.7	116.4	117.6	117.2	116.2	116.7	116.2	115.3	115.8
1961	117.2	117.7	117.0	117.4	117.4	118.1	120.4	120.4	120.7	120.6	121.0	122.3
1962	122.4	123.1	123.8	124.3	126.1	126.9	125.8	125.5	125.7	125.6	125.0	125.0
1963	126.8	127.3	127.3	128.5	129.0	129.4	130.9	131.0	130.4	130.1	130.3	130.3
1964	132.8	132.7	132.6	132.5	132.9	133.0	130.6	130.3	130.0	129.9	129.7	129.9
1965	132.9	131.7	131.0	129.6	129.5	129.7	130.1	131.5	131.6	131.2	131.1	131.5
1966	131.7	132.6	132.7	133.5	132.7	132.5	132.6	132.8	132.8	133.0	133.6	133.9
1967	133.4	133.5	133.4	133.9	133.3	133.4	133.1	133.2	132.9	133.6	133.4	133.3
1968	135.6	136.7	136.3	136.2	135.7	136.0	135.2	135.1	135.6	136.1	136.5	136.5
1969	137.4	139.0	140.0	139.5	139.5	139.7	140.4	141.1	141.8	142.5	143.0	143.1

INDEX OF INDUSTRIAL COMMON STOCKS -- INDICE DE PRIX DES ACTIONS INDUSTRIELLES ORDINAIRES

(1956 = 100)

YEAR -- ANNÉE	J	F	M	A	M	J	J	A	S	O	N	D
	NOT ADJUSTED FOR SEASONALITY -- NON DÉSAISONNALISÉ											
1946	41.8	41.1	40.0	42.4	42.5	42.1	40.6	39.8	35.1	34.3	34.4	35.8
1947	35.8	36.9	35.8	35.2	35.2	35.6	36.3	35.6	35.1	35.7	36.4	36.2
1948	36.8	34.6	34.6	37.4	40.0	41.4	40.0	39.0	39.0	40.3	40.9	40.1
1949	39.4	36.9	36.2	36.0	35.6	33.4	35.1	36.5	36.9	38.9	40.7	40.6
1950	40.9	40.5	40.6	43.5	44.8	45.5	43.1	48.0	50.3	51.8	51.5	52.1
1951	55.8	60.6	59.5	61.0	60.7	59.3	59.8	62.9	66.9	68.4	64.5	65.1
1952	67.4	66.8	65.9	65.1	62.2	63.1	64.4	64.9	62.9	59.5	61.0	61.3
1953	62.9	61.3	61.6	57.9	57.4	56.1	57.9	58.3	54.9	54.4	55.3	55.1
1954	56.5	58.9	59.6	63.0	65.3	65.1	65.6	67.8	69.0	69.2	73.2	75.9
1955	76.1	79.1	78.6	80.1	82.2	88.2	91.2	91.0	95.9	89.8	92.1	92.7
1956	93.9	93.5	100.5	102.5	100.2	99.8	105.0	108.3	103.2	99.4	95.9	97.8
1957	100.0	95.8	97.4	102.2	106.3	106.1	104.6	95.1	88.7	80.7	80.8	80.1
1958	80.2	81.1	82.8	81.3	85.1	89.2	91.7	95.3	96.9	100.4	101.7	100.9
1959	104.8	107.2	107.9	107.0	107.2	107.8	113.2	110.4	102.4	102.3	102.9	107.9
1960	105.5	100.6	97.3	100.6	102.2	102.6	99.6	102.6	102.4	98.3	102.4	106.4
1961	112.7	117.1	122.5	127.1	133.1	130.7	134.4	138.5	138.3	132.8	135.2	137.0
1962	136.2	137.0	138.6	136.7	130.5	115.4	113.8	120.7	117.6	113.8	121.2	124.0
1963	129.8	129.0	129.0	134.7	139.6	137.4	133.0	130.7	136.0	137.6	136.5	139.2
1964	146.2	146.4	149.3	158.0	164.4	164.0	169.1	168.3	170.5	175.4	178.1	173.1
1965	181.0	182.0	185.3	187.5	190.7	180.2	171.0	176.3	180.6	182.0	183.8	179.0
1966	187.3	186.7	181.8	185.2	177.4	177.7	176.2	167.3	158.1	154.6	158.8	161.8
1967	171.1	176.3	177.4	180.4	181.6	181.7	185.2	189.3	190.4	187.3	183.7	184.5
1968	185.2	172.8	167.2	178.8	181.0	182.7	189.4	187.9	193.5	198.2	199.2	205.2
1969	208.7	208.4	203.0	208.0	218.7	204.4	194.8	194.1	201.0	201.0	209.1	208.4

T-11-6

TOTAL CONSUMER PRICE INDEX -- INDICE TOTAL DES PRIX À LA CONSOMMATION

(1961 = 100)

YEAR -- ANNÉE	J	F	M	A	M	J	J	A	S	O	N	D
	NOT ADJUSTED FOR SEASONALITY -- NON DÉSAISONNALISÉ											
1949	77.2	77.2	76.9	76.9	76.8	77.1	77.4	77.7	77.7	77.9	78.2	77.8
1950	77.5	77.6	78.1	78.3	78.3	78.9	79.5	80.0	80.7	82.0	82.4	82.5
1951	83.4	84.4	85.8	86.5	86.8	88.0	88.7	89.4	90.2	90.6	91.3	91.4
1952	91.5	91.0	90.5	90.4	89.7	89.8	89.9	89.8	89.9	89.8	89.9	89.6
1953	89.6	89.4	88.9	88.7	88.5	88.9	89.3	89.6	89.9	90.3	89.9	89.6
1954	89.6	89.6	89.4	89.5	89.4	89.9	89.9	90.6	90.4	90.4	90.4	90.2
1955	90.1	90.0	89.8	89.9	90.1	89.7	89.8	90.1	90.4	90.5	90.5	90.5
1956	90.4	90.1	90.1	90.2	90.2	91.2	91.7	92.2	92.1	92.7	93.1	93.2
1957	93.1	93.3	93.3	93.6	93.7	94.1	94.3	94.9	95.4	95.5	95.4	95.3
1958	95.5	95.7	96.2	96.9	96.8	96.8	96.5	96.9	97.2	97.5	97.8	97.7
1959	97.6	97.3	97.1	97.1	97.2	97.4	97.4	97.8	98.4	99.1	99.3	99.0
1960	98.7	98.5	98.2	98.7	98.6	98.8	98.7	99.0	99.4	100.2	100.3	100.3
1961	100.0	99.8	99.9	99.9	99.8	99.8	99.8	99.9	99.9	100.0	100.4	100.5
1962	100.4	100.5	100.4	100.9	100.7	101.0	101.4	101.7	101.4	101.8	102.1	102.1
1963	102.2	102.2	102.2	102.4	102.4	102.8	103.3	103.6	103.3	103.4	103.7	103.9
1964	103.9	104.1	104.2	104.5	104.5	104.7	105.4	105.3	105.0	105.0	105.2	105.9
1965	106.0	106.2	106.3	106.6	106.8	107.6	108.0	107.9	107.7	107.8	108.5	109.0
1966	109.3	110.0	110.2	110.8	111.0	111.3	111.7	112.2	112.3	112.5	112.6	112.9
1967	113.0	113.1	113.4	114.4	114.6	115.2	116.3	116.8	116.6	116.5	116.9	117.5
1968	118.1	118.2	118.6	119.3	119.3	119.7	120.4	120.7	121.1	121.4	121.9	122.3
1969	122.6	122.6	123.2	124.6	124.9	125.9	126.4	126.9	126.6	126.8	127.4	127.9

CONSUMER PRICE INDEX - FOOD -- INDICE DES PRIX À LA CONSOMMATION -- PRODUITS ALIMENTAIRES

(1961 = 100)

YEAR -- ANNÉE	J	F	M	A	M	J	J	A	S	O	N	D
	NOT ADJUSTED FOR SEASONALITY -- NON DÉSAISONNALISÉ											
1949	81.3	80.4	79.6	79.1	79.0	80.0	80.8	81.7	81.6	81.3	82.2	80.9
1950	79.1	79.4	79.7	80.1	80.1	81.4	82.7	83.7	85.0	86.8	87.4	87.4
1951	87.9	89.5	92.0	93.1	92.2	93.4	95.1	96.0	97.2	97.8	98.8	98.8
1952	98.7	97.4	94.8	94.5	93.1	93.3	93.5	93.3	93.4	92.8	93.3	92.0
1953	91.5	90.9	90.0	89.4	88.8	89.8	90.9	91.0	91.9	93.1	91.5	90.4
1954	90.0	90.1	89.3	89.0	88.9	90.3	90.4	92.3	91.8	91.8	91.5	90.8
1955	90.4	89.9	89.3	89.5	90.6	89.5	89.9	90.6	91.7	91.5	91.1	90.6
1956	89.9	88.6	88.0	88.5	88.1	90.7	92.3	93.5	93.1	94.7	95.1	94.8
1957	96.4	94.5	93.9	94.1	94.1	94.9	95.3	96.9	98.3	98.1	96.9	95.8
1958	98.3	96.7	97.8	99.5	99.0	99.0	97.9	98.9	99.1	99.5	99.4	98.5
1959	98.6	97.7	96.8	96.2	95.6	96.0	96.1	97.2	98.7	100.2	99.8	98.7
1960	98.1	97.4	96.3	97.5	96.9	97.4	97.2	98.1	99.4	101.5	101.2	101.0
1961	100.3	100.0	100.0	99.9	99.4	99.6	100.7	101.0	99.4	99.4	99.7	100.4
1962	100.6	100.8	100.3	101.5	100.4	101.3	102.4	103.5	102.3	102.6	103.0	103.1
1963	104.0	104.4	104.0	104.0	103.5	104.6	106.9	107.4	105.9	105.2	105.5	106.0
1964	106.0	105.9	105.9	106.3	105.8	106.9	109.2	109.0	107.0	105.6	106.5	107.4
1965	106.9	107.3	107.5	107.6	108.5	111.0	112.1	111.1	110.0	109.4	111.5	112.6
1966	113.4	114.9	115.6	115.9	116.0	116.3	117.7	119.4	118.6	117.4	116.7	116.7
1967	116.9	116.2	115.6	116.1	115.9	116.8	119.8	121.9	119.8	119.2	119.4	119.8
1968	121.3	120.8	119.9	120.8	120.1	120.5	122.5	123.9	123.4	122.9	123.4	124.5
1969	125.1	123.9	123.8	125.0	125.1	127.8	128.8	130.6	128.5	127.8	128.8	129.8

CONSUMER PRICE INDEX - NON-DURABLES EX. FOOD -- INDICE DES PRIX À LA CONSOMMATION - NON-DURABLES, SAUF LES PRODUITS ALIMENTAIRES

(1961 = 100)

YEAR -- ANNÉE	J	F	M	A	M	J	J	A	S	O	N	D
	NOT ADJUSTED FOR SEASONALITY -- NON DÉSAISONNALISÉ											
1949	84.3	84.5	84.6	84.6	84.6	84.4	84.4	84.4	84.4	84.9	84.8	84.8
1950	85.0	85.0	84.9	85.1	85.1	85.2	85.2	85.5	86.1	87.7	87.7	87.9
1951	88.7	90.0	91.2	91.9	93.3	93.7	94.2	94.8	95.3	96.0	96.4	96.7
1952	96.6	96.2	96.1	96.1	95.4	95.2	95.1	95.1	94.8	94.7	94.6	94.7
1953	94.8	94.7	93.7	93.9	93.9	93.9	94.0	94.3	94.4	94.4	94.3	94.3
1954	94.4	94.4	94.3	94.4	94.3	94.1	94.1	94.1	94.0	93.7	93.7	93.6
1955	93.7	93.7	93.7	93.6	93.3	93.2	93.3	93.3	93.4	93.4	93.7	93.9
1956	94.0	94.1	94.1	94.2	94.0	94.0	93.9	94.0	94.1	94.3	94.5	94.7
1957	94.6	94.8	95.2	95.3	95.4	95.4	95.4	95.5	95.6	95.9	96.5	96.6
1958	96.7	96.9	97.2	97.3	97.1	97.0	97.0	97.0	97.1	97.4	97.6	97.8
1959	97.5	97.6	98.0	98.0	98.6	98.6	98.5	98.8	98.9	99.2	99.6	99.7
1960	99.2	99.2	99.3	99.4	99.1	99.2	99.2	99.3	99.2	99.5	100.0	100.0
1961	99.7	99.7	99.7	99.9	99.9	99.7	99.7	99.7	100.4	100.5	100.6	100.5
1962	100.0	100.2	100.4	100.6	100.4	100.5	100.6	100.5	100.7	101.5	101.4	101.3
1963	100.9	101.1	101.3	101.5	101.6	101.7	101.1	101.5	101.6	102.4	102.6	102.7
1964	102.5	102.9	103.2	103.2	103.2	103.3	103.3	103.3	103.6	104.0	104.2	104.4
1965	104.0	104.2	104.4	104.6	104.9	104.7	104.9	104.7	105.1	105.7	105.9	106.0
1966	105.9	106.3	106.6	107.4	107.4	107.4	107.4	107.4	108.5	109.2	109.6	107.6
1967	109.4	109.8	110.7	111.8	111.9	112.2	112.2	112.3	113.1	112.7	113.1	113.9
1968	114.3	114.9	116.0	116.7	116.8	116.9	117.2	117.3	117.6	118.3	118.6	118.7
1969	118.1	118.6	119.3	120.3	120.4	120.8	120.8	121.0	121.3	121.6	121.7	122.0

CONSUMER PRICE INDEX - DURABLES -- INDICE DES PRIX À LA CONSOMMATION - DURABLES

(1961 = 100)


YEAR -- ANNÉE	J	F	M	A	M	J	J	A	S	O	N	D
	NOT ADJUSTED FOR SEASONALITY -- NON DÉSAISONNALISÉ											
1949	85.5	85.8	86.0	86.1	86.2	86.3	86.3	86.3	86.3	86.2	86.3	86.3
1950	86.3	86.2	86.2	86.4	86.4	86.7	86.8	86.9	88.1	89.6	90.5	91.1
1951	93.1	94.6	95.9	96.9	99.1	101.4	101.7	102.2	102.7	102.7	102.9	103.2
1952	103.3	103.2	104.0	104.0	101.5	101.0	100.8	100.7	100.7	100.9	100.7	100.7
1953	100.9	101.1	100.9	100.9	100.9	100.9	101.0	101.0	101.0	101.0	100.9	100.8
1954	100.8	100.5	100.6	100.7	100.1	99.9	99.8	99.8	99.7	99.7	99.7	99.5
1955	99.4	99.4	99.1	99.0	98.6	97.2	96.5	96.5	96.3	96.0	96.2	96.2
1956	96.0	96.1	97.2	97.0	97.0	97.1	97.0	96.9	97.0	97.4	98.8	99.0
1957	99.3	99.3	99.7	99.6	99.7	99.7	100.1	100.1	99.7	99.8	99.4	101.0
1958	100.7	100.5	100.8	101.1	101.2	101.2	100.9	100.6	100.7	100.9	102.7	102.8
1959	101.7	101.6	101.6	102.1	102.2	102.2	101.8	101.6	101.3	101.5	103.6	103.7
1960	102.3	102.2	102.3	102.4	102.0	102.0	101.3	101.0	101.1	101.1	101.8	101.8
1961	101.2	101.2	101.1	100.8	100.4	100.5	98.0	97.9	99.2	99.1	100.3	100.3
1962	99.5	99.3	99.1	99.1	99.0	99.1	99.3	99.1	99.1	99.1	99.8	100.0
1963	99.8	99.7	99.7	99.1	99.2	99.2	99.7	99.3	99.4	99.7	99.8	99.4
1964	99.1	98.8	98.8	99.0	98.8	98.8	98.5	98.0	98.1	98.3	98.4	99.2
1965	99.1	98.8	98.7	98.8	98.7	98.7	98.6	98.5	98.5	98.5	98.6	98.7
1966	98.3	98.1	98.3	99.3	99.4	99.3	99.3	98.6	99.0	99.4	99.7	100.5
1967	100.6	100.5	101.2	101.7	101.7	102.3	102.6	102.3	102.7	102.9	103.0	104.1
1968	103.7	103.4	103.9	104.0	103.9	103.9	103.8	103.2	103.6	103.7	104.5	104.6
1969	104.3	104.3	104.6	105.1	105.0	105.0	104.8	104.5	104.5	104.6	106.2	106.3


T-11-10

CONSUMER PRICE INDEX - SERVICES -- INDICE DES PRIX À LA CONSOMMATION - SERVICES

(1961 = 100)

YEAR -- ANNÉE	J	F	M	A	M	J	J	A	S	O	N	D
	NOT ADJUSTED FOR SEASONALITY -- NON DÉSAISONNALISÉ											
1949	63.5	63.6	63.7	63.8	64.1	64.1	64.4	64.5	64.6	65.1	65.1	65.4
1950	66.0	66.1	67.6	67.6	67.6	67.7	68.1	68.6	68.7	68.9	69.2	69.4
1951	70.4	70.5	70.9	71.0	71.2	72.3	72.4	73.2	73.9	74.3	74.8	75.1
1952	75.5	75.7	76.3	76.4	76.9	77.3	77.3	77.5	77.9	78.3	78.4	78.8
1953	78.8	79.0	79.1	79.3	79.5	79.8	79.9	80.2	80.3	80.6	81.0	81.1
1954	81.2	81.3	81.5	82.2	82.5	82.8	82.9	83.1	83.2	83.6	83.8	83.9
1955	84.0	84.1	84.2	84.1	84.3	84.5	84.7	84.9	84.9	85.1	85.3	85.3
1956	85.9	86.1	86.2	86.5	86.9	87.2	87.5	87.8	88.0	88.3	88.6	88.7
1957	88.7	89.1	89.3	90.0	90.6	90.9	91.1	91.3	91.6	92.0	92.3	92.3
1958	92.5	92.7	92.9	93.2	93.7	94.0	94.0	94.0	94.7	95.0	95.2	95.6
1959	95.8	95.6	95.8	95.9	96.3	96.7	96.8	96.9	97.0	97.2	97.6	97.6
1960	97.7	97.8	97.9	98.1	98.8	99.0	99.0	99.0	99.1	99.2	99.1	99.4
1961	99.4	99.4	99.4	99.6	100.1	100.1	100.1	100.1	100.5	100.5	100.6	100.6
1962	100.7	100.9	100.8	101.0	101.4	101.5	101.5	101.6	101.6	102.0	102.1	102.1
1963	102.1	102.1	102.1	102.5	103.0	102.9	103.0	103.0	103.0	103.2	103.5	103.6
1964	104.0	104.6	104.8	105.1	105.2	105.3	105.4	105.5	105.6	106.0	106.4	106.9
1965	108.4	108.4	108.4	108.9	109.4	109.6	109.8	110.4	110.6	110.9	111.1	111.3
1966	111.6	112.0	112.4	112.6	113.3	113.7	113.9	114.1	114.3	114.7	115.3	115.5
1967	115.9	116.8	117.1	118.7	119.4	119.9	120.5	120.8	121.2	121.6	121.9	122.1
1968	122.5	122.5	122.9	123.7	124.3	125.2	125.6	125.9	126.3	126.5	127.3	127.3
1969	127.8	128.5	129.3	131.4	132.2	133.0	133.4	133.6	134.1	134.5	134.5	135.0





STATISTICS CANADA LIBRARY
BIBLIOTHEQUE STATISTIQUE CANADA



1010722271