



C3  
Catalogue 11-209E

# Statistics Canada Publications List 1990

STATISTICS  
CANADA

STATISTIQUE  
CANADA

SEP 4 1990

LIBRARY  
BIBLIOTHÈQUE

## FEATURING:

- ☐ over 500 titles
- ☐ prices
- ☐ content description
- ☐ how-to-buy guide
- ☐ discount packages
- ☐ order forms



Statistics  
Canada

Statistique  
Canada

Canada





**Statistics Canada**  
Library Services Division

# **Statistics Canada Publications List 1990**

Published under the authority of the Minister  
of Industry, Science and Technology

© Minister of Supply  
and Services Canada 1990

All rights reserved. No part of this publication may be  
reproduced, stored in a retrieval system or transmitted in any  
form or by any means, electronic, mechanical, photocopying,  
recording or otherwise without prior written permission of the  
Minister of Supply and Services Canada.

August 1990

Catalogue 11-209E

ISSN 1180-548X

Ottawa

Version française de cette publication disponible sur demande





## INTRODUCTION

Every year Statistics Canada publishes over 500 publications on a wealth of subjects of interest and importance to Canadians as well as to persons outside Canada. These publications track the demographic, economic and social development of our country on national, provincial, territorial, municipal and other levels.

The **Statistics Canada Publications List 1990** has been designed to help you access our publications. In preparing this list, we used the abstracts published in the **Statistics Canada Catalogue 1990**. Prices, a "how to order" guide and information concerning discounts and special offers are also included.

A free copy of the **Statistics Canada Publications List 1990** is available to individuals in the official language of their choice. Libraries and Resource Centres may request a complimentary set (in French and English). Additional copies can be ordered at \$3 each from one of our Regional Reference Centres listed in this publication.

Users of this **Publications List** should also be aware of the **Statistics Canada Catalogue 1990** (11-204E). This research tool contains an expanded subject and author/title index. As well, it describes the full range of services provided by Statistics Canada, including electronic data and special services. The **Statistics Canada Catalogue 1990** is \$13.95 in Canada, \$US17.00 in the United States and \$US20.00 in other countries.



# TABLE OF CONTENTS

## GENERAL AND REFERENCE / 1

- General / 1
- Working Manuals / 4
- Comprehensive Studies / 6
- SNA Industry and Commodity Statistics / 11
- Seasonal Variations / 12
- Small Area Data / 12
- Special Studies / 12

## PRIMARY INDUSTRIES / 14

- Farm Income, Value and General Production / 14
  - Agriculture Working Papers / 14
  - Agriculture Methodology Papers / 14
- Farm Crops / 15
- Farm Livestock and Animal Products / 16
- Forestry / 17
- Mining / 17

## MANUFACTURING / 19

- General Surveys / 19
- Foods, Beverages and Tobacco / 20
- Leather and Rubber Products / 22
- Textiles and Apparel / 22
- Wood and Furniture Products / 23
- Paper Products and Printing / 23
- Primary Metals (Manufactured) and Fabricated Metal Products / 24
- Machinery and Transportation Equipment / 25
- Electrical Equipment / 25
- Non-metallic Mineral Products / 26
- Petroleum and Coal Products / 27
- Chemicals / 27
- Miscellaneous Manufactures / 27

## TRANSPORTATION, COMMUNICATIONS AND UTILITIES / 29

- Transportation – General / 29
- Air Transport / 29
- Rail Transport / 30
- Road Transport / 30
- Water Transport / 31
- Pipe Line Transport / 31
- Communications / 32
- Other Utilities / 32

## COMMERCE, CONSTRUCTION, FINANCE AND PRICES / 34

- Business Conditions / 34
- Prices and Consumer Expenditure / 36
- Merchandising and Services / 38
- Construction and Housing / 41

- International Trade / 43
- International Travel / 44
- Balance of Payments and International Investments / 44
- Government Finance / 45

## EMPLOYMENT, UNEMPLOYMENT AND LABOUR INCOME / 47

- Labour Force / 47
  - Labour Force Activity Section: Research Series / 48
- Employment and Earnings / 49
- Unemployment Insurance / 50
- Employee Benefit Plans / 51
- Labour Analysis and Employment Issues / 51

## EDUCATION, CULTURE, HEALTH AND WELFARE / 52

- Education / 52
- Health Indicators Database / 53
- Health Reports / 54
- Public Health / 55
- Profile Series, Health and Activity Limitation Survey / 56
- Hospitals and Health Manpower / 57
- Vital Statistics / 57
- Justice Statistics / 58
- Welfare Statistics / 59
- Culture Statistics / 60
- Science and Technology / 63
- Social Analytical Studies / 65

## CENSUS AND INTERCENSAL STUDIES / 67

- Population Estimates and Projections / 67

## 1986 CENSUS / 70

- Population / 70
  - Population and Dwelling Counts / 70
  - Place Name Reference Lists / 71
- Population and Dwelling Characteristics / 71
  - The Nation Series / 71
  - Dimensions Series / 74
  - Profile Series / 75
- Census of Agriculture / 79
- Analytical Products / 80
  - Metropolitan Atlas Series / 80
  - Focus on Canada Series / 80
- General and Geographic Reference / 83
  - Reference Products (General) / 83
  - User's Guides to 1986 Census Data / 84
  - Geographic Reference Products / 84
  - Enumeration Area Reference Lists / 85
  - User's Guides to 1986 Census Data / 86



## **TABLE OF CONTENTS**

**HOW TO ORDER PUBLICATIONS / 87**

**DISCOUNTS ON STATISTICS CANADA  
PUBLICATIONS / 88**

**PUBLICATION DISCOUNT PACKAGES AND  
SPECIAL OFFERS / 89**

**STATISTICS CANADA REGIONAL  
REFERENCE CENTRES / 90**

**SUBSCRIPTION AGENTS AND BOOKSTORES / 92**

**ORDER FORMS**

## GENERAL AND REFERENCE

### GENERAL

#### 11-001E

**The daily.** Daily. First issue, Feb. 1932. E. and F.

ISSN 0827-0465.

DDC 317.1.

Contains news summaries and announcements of reports, reference papers and their releases and a list of titles of the publications released.

	Per Issue	Per Year
Canada:	\$0.90	\$120.00
United States:	US\$1.10	US\$144.00
Other Countries:	US\$1.30	US\$168.00



#### 11-002E

**Infomat, a weekly review.** Weekly. First issue, Oct. 1932. E. and F.

ISSN 0380-0547.

DDC 317.1.

The weekly review highlights major Statistics Canada reports, reference papers and other releases. It contains charts, summary of latest monthly statistics and a complete list of publications released during the week, arranged alphabetically by originating division.

	Per Issue	Per Year
Canada:	\$2.50	\$125.00
United States:	US\$3.00	US\$150.00
Other Countries:	US\$3.50	US\$175.00

#### 11-008E


**Canadian social trends.** Quarterly. First issue, summer 1986. E. and F.

ISSN 0831-5698.

DDC 306/.0971.

This publication discusses the social, economic, and demographic changes affecting the lives of Canadians. It contains the latest figures for major social indicators.

	Per Issue	Per Year
Canada:	\$8.50	\$34.00
United States:	US\$10.00	US\$40.00
Other Countries:	US\$12.00	US\$48.00



#### 11-010

**Canadian economic observer.** Monthly. First issue, Jan. 1988. Bilingual.

ISSN 0835-9148.

DDC 330.971/0648.

This is Statistics Canada's monthly flagship publication for economic statistics. Each issue contains a monthly summary of the economy, major economic and statistical events, a feature article and technical note. A statistical summary contains a wide range of tables and graphs on the principal economic indicators for Canada, the provinces and the major industrial nations. A historical listing of this same data is contained in the *Canadian economic observer: historical supplement* (11-210).

	Per Issue	Per Year
Canada:	\$22.00	\$220.00
United States:	US\$26.00	US\$260.00
Other Countries:	US\$31.00	US\$310.00



#### 11-201

**The annual report of Statistics Canada.** Annual. First issue 1919. Bilingual.

ISSN 0703-2633.

DDC 354.710081/9.

The annual report reviews the accomplishments of the Agency in the fiscal year under review. Featuring an overview and introduction to Statistics Canada, it profiles activities in social and economic statistics, presents new developments in methodology and highlights key products and services. It also covers regional operations, international activities and presents departmental revenues and expenditures. Complete with summary highlights, flow charts, photos and more, the annual report is both a barometer of Agency activity and a complete description of its operations and services.

Price: No Charge

#### 11-204E

**Statistics Canada catalogue.** Annual. First issue 1930. E. and F.

ISSN 0838-4223.

DDC 016.3171.

This catalogue lists publications available for sale from Publications Sales; maps and mapping services available from Geography Division; and publicly available microdata files. Separate author/title and subject indexes are provided. Details for ordering are also included.

	Per Issue
Canada:	\$13.95
United States:	US\$17.00
Other Countries:	US\$20.00



## GENERAL AND REFERENCE

### 11-207

#### **Listing of supplementary documents.**

Annual. First issue 1980. Bilingual.

ISSN 0228-5134.

DDC 016.3171.

This is a systematic inventory of supplementary Statistics Canada documents available to the public, including technical papers, memoranda, and discussion and working papers.

	<i>Per Issue</i>
<i>Canada:</i>	\$32.00
<i>United States:</i>	US\$38.00
<i>Other Countries:</i>	US\$45.00

### 11-207S

#### **Listing of supplementary documents, supplement.**

Annual. First issue 1983. Bilingual.

ISSN 0835-085X.

DDC 016.3171.

This is a systematic inventory of supplementary Statistics Canada documents available to the public, including technical papers, memoranda, and discussion and working papers.

	<i>Per Issue</i>
<i>Canada:</i>	\$5.00
<i>United States:</i>	US\$6.00
<i>Other Countries:</i>	US\$6.00

### 11-209E

#### **Statistics Canada publications list.**

Annual. First issue 1990. E. and F.

ISSN 1180-548X.

This list includes over 500 titles with their content description and prices. An order guide, discounts and discount packages are also included.

Price: No charge

### 11-210

#### **Canadian economic observer. Historical statistical supplement.**

Annual. First issue 1986. Bilingual.

ISSN 0838-0236.

DDC 330.971/0648.

A companion volume to the monthly report (Catalogue 11-010) containing historical annual series to correspond to those published in the monthly tables. Data covered include the national accounts, prices, international and domestic trade, labour and financial markets. Provincial detail for employment earnings, retail trade, housing and consumer price indexes are also available.

#### *Per Issue*

<i>Canada:</i>	\$27.00
<i>United States:</i>	US\$32.00
<i>Other Countries:</i>	US\$38.00

### 11-402E

#### **Canada year book.**


Biennial. First issue 1905. E. and F.

ISSN 0068-8142.

DDC 317.1.

This standard statistical reference text on Canada includes topics ranging from education and manufacturing to government finance, international trade, and 1986 Census results. The yearbook also includes charts, statistical tables, index and subject bibliographies. The 1990 edition includes computer-generated maps illustrating significant social and economic trends in Canada. Appendices include a list of federal government departments and agencies, and federal legislation passed since 1987.

<i>Canada:</i>	\$49.95 per issue plus \$5.05 postage and handling
<i>United States:</i>	US\$49.95 per issue plus \$US20.05 postage and handling
<i>Other Countries:</i>	US\$49.95 per issue plus \$US20.05 postage and handling



### 11-403E

#### **Canada, a portrait.**

Biennial. First issue 1980/81. E. and F.

ISSN 0840-6014.

DDC 971.

Comprehensive in scope, this colourful reference book presents both current and historical information to form a portrait of Canada. With over 200 full-color photographs as well as charts and statistical tables, the publication examines topics, including education, arts and culture, communications, health and welfare, the government and legal system, the economy, the labour scene and foreign economic relations.

<i>Canada:</i>	\$19.95 per issue plus \$3.05 postage and handling
<i>United States:</i>	US\$19.95 per issue plus US\$5.05 postage and handling
<i>Other Countries:</i>	US\$19.95 per issue plus US\$5.05 postage and handling

### 11-509E

#### **Human activity and the environment : a statistical compendium /**

Statistics Canada, Structural Analysis Division, Analytical Studies Branch. 2nd ed. 374 p. 28 cm. 1986. E. and F.

ISBN 0-660-11711-8.

DDC 333.7/0971.

Provides a statistical overview of Canada's physical environment with particular reference to the interactions between humans and other elements of the natural system. The compendium focuses on the impacts of human activities on the land, water, air, plants and animals. Includes data analysis, maps, charts and federal and provincial environmental legislation by subject and province/territory.

	<i>Per Issue</i>
<i>Canada:</i>	\$45.00
<i>United States:</i>	US\$55.00
<i>Other Countries:</i>	US\$55.00

### 11-511E

#### **Perspectives Canada III /**

editors: H.J. Adler, D.A. Brusegard ; managing editor, C. Lindsay. 312 p. 28 cm. 1980. E. and F.

ISBN 0-660-10508-X.

Incorrect ISBN (0-660-10508-E) printed in the publication.

DDC 306/.0971.

Contains selected statistical series describing the quality of life experienced by Canadians and the major social trends affecting Canadian society. Topics include population, family, health, education, income, consumption, work, leisure, crime and environment, profiles of 23 Canadian urban areas, and the native Indian population. Histories of the development of social security and energy consumption in Canada,



## GENERAL AND REFERENCE

a comparison of selected Canadian and American indicators, and a survey of Canadian attitudes are also featured. Includes a bibliography.

*Price: Back Issue*

## 11-512E

**Historical catalogue of Statistics Canada publications, 1918-1980** / Statistics Canada, User Services Division. 337 p. 29 cm. 1982. E. and F.

ISBN 0-660-10964-6.

DDC 016/01571.

The catalogue provides a complete record of all catalogued publications of Statistics Canada and of the Dominion Bureau of Statistics. It documents the publishing program of the Bureau from its formation in 1918 to December 31, 1980. The publication also includes references to materials dating from the 1851 Census of Canada and a number of publications of other federal departments issued prior to 1918.

*Price: Out of Print*

## 11-514E

**Directory to microdata and special tabulations, 1983** / Statistics Canada, Business, Provincial and Municipal Relations Division. 113 p. 28 cm. 1983. E. and F.

ISBN 0-660-11239-6.

DDC 016.3171.

The directory provides a key to sources of unpublished data produced by Statistics Canada but unknown to many users. It contains descriptions of 175 data files located throughout the Agency from which special tabulations may be obtained. Descriptions include information about the data such as origin, universe, subject content, geographic coverage, availability of custom tabulations and who to contact for further information. Along with the *Statistics Canada catalogue*, this directory presents the most complete documentation of what is available from Statistics Canada - published and unpublished.

*Price: Out of Print*

## 11-515

**Index to municipal data, 1982.** 553 p. 28 cm. 1983. Bilingual.

ISBN 0-660-51855-4.

DDC 016.3171.

Presents over 250 Statistics Canada publications with data for Canadian municipalities and metropolitan areas. The text, complete to November 1982, is arranged alphabetically by municipality. All census subdivisions, census metropolitan areas

and census agglomerations in Canada are listed. Also included is a guide to unpublished small area data sources within Statistics Canada.

*Price: Back Issue*

## 11-516E

**Historical statistics of Canada** / 2nd ed. F.H. Leacy, editor. 800 p. 30 cm. 1983. E. and F.

ISBN 0-660-11259-0.

DDC 317.1.

A unique compendium that depicts in text and extensive historical tables the nation's growth and development from Confederation to the modern era. The book, covering 22 topics, draws together social, economic and political time series from a wide variety of sources and provides explanatory notes on the statistics.

*Price: Out of Print*

## 11-517E

**Canada's young family home-owners : a family studies teaching kit.** 1 portfolio (11 pieces). 1986. E. and F.

DDC 306.8/5/0971.

These are families headed by parents, born during the "baby boom", the period that saw a jump in the national birth rate following World War II. The "boomers" form a population group substantially larger than those before and after them and created special needs as they moved from infancy to adulthood. In the 1980s, many of them head young families and this kit looks at how and where they live and assesses their current impact on society. This kit includes: a set of 9 two-colour transparencies, a topically related census publication, illustrated student worksheets.

*Per Issue*

Canada: \$25.00

United States: US\$26.50

Other Countries: US\$26.50

## 11-518E

**Living alone : a family studies teaching kit.** 1 portfolio (12 pieces). 1986. E. and F.

DDC 305/.90652/0971.

A single male university graduate and an elderly widow who didn't finish high school are two types of Canadians very likely to live alone. But they are not the only ones. Single-person households have been growing steadily in number since 1956, with a sharp increase from 1971 to 1981. This kit details where our singles live, their educational background, the type of accommodation they occupy and their incomes. This kit includes: a set of 10

two-colour transparencies, a topically related census publication, illustrated student worksheets.

*Per Issue*

Canada: \$25.00

United States: US\$26.50

Other Countries: US\$26.50

## 11-519E

**The elderly in Canada : a family studies teaching kit.** 1 portfolio (14 pieces). 1986. E. and F.

DDC 305.2/6/0971.

From 1971 to 1981, the population aged 65 and over grew by 35% while the country's total population increased just 13%. The trend toward a higher proportion of seniors promises to continue well into the next century, making new demands on our society. This kit includes: a set of two-colour transparencies, a topically related census publication, illustrated student worksheets.

*Price: Out of Print*

## 11-520E

**Canada's lone-parent families : a family studies teaching kit.** 1 portfolio (9 pieces). 1986. E. and F.

DDC 306.8/56/0971.

The number of single-parent families has been increasing steadily since 1966. Proportionally, more children than ever before are being raised in such households. These families are most likely to have lower incomes and to spend more than the recommended portion of income on shelter. Where these families live, how their incomes compare with those of other Canadians and the types of housing they occupy are examined. This kit includes: a set of 7 two-colour transparencies, a topically related census publication, illustrated student worksheets.

*Price: Out of Print*

## 11-523E

**Guide to Statistics Canada data on women** / Statistics Canada, Housing, Family and Social Statistics, Target Groups Project. 113 p. 28 cm. 1987. E. and F.

ISBN 0-660-12722-9.

DDC 016.3054/0971.

Divided into three parts, the guide briefly describes all Statistics Canada publications containing data on women. It catalogues information that has not been published, but is available on microfiche or tape or can be accessed by computer. It cross-references entries on women across a broad range of topics from income and

## GENERAL AND REFERENCE

employment to health and education. It also lists a selection of articles that examine women's issues.

	<i>Per Issue</i>
Canada:	\$20.00
United States:	US\$21.00
Other Countries:	US\$21.00

### 11-605E

**Toronto 150 : portrait of a changing city.** 126 p. 23 cm. 1984. E. and F.

ISBN 0-660-11472-9.

DDC 971.3/541.

The City of Toronto celebrated its 150th anniversary in 1984 and Statistics Canada marked this historic event with *Toronto 150*, a statistical portrait of the city. Through graphs, text and photographs, the publication describes many aspects of life in Toronto and its metropolitan area.

Price: Back Issue

### 11-606E

**In the footsteps of Jacques Cartier : 450 years later : a statistical portrait.** 52 p. 23 cm. 1984. E. and F.

ISBN 0-660-11617-0.

DDC 971.19.

The publication, prepared to commemorate the 450th anniversary of Jacques Cartier's arrival in Canada, outlines some of the changes that have occurred to the explorer's initial landfalls of Gaspé, Quebec City and Montreal.

	<i>Per Issue</i>
Canada:	\$4.95
United States:	US\$5.95
Other Countries:	US\$5.95

### 11-607E

**Trois-Rivières : a metropolitan profile.** 116 p. 23 cm. 1984. E. and F.

ISBN 0-660-11645-6.

DDC 971.4/45.

Describes the Trois-Rivières of yesterday and today, from the time when it was the main fur trading market, through its development as a farming town in the 18th and 19th centuries, to its present status as a major and diversified regional centre. Makes a unique reference book for people interested in the cultural and economic life of this regional hub.

Price: Back Issue

### 11-608

**Historical statistics of New Brunswick** 231 p. 28 cm. 1984. Bilingual.

ISBN 0-660-52817-7.

DDC 317.15.

A bilingual reference volume of historical data series on the province of New Brunswick, from 1784 to 1984. The book was produced in cooperation with the N.B. Statistics Agency to commemorate the bicentenary. The socio-economic data are divided into 15 main subject areas. One hundred tables with accompanying notes and definitions describe the N.B. population, its cultural and demographic characteristics, living and working conditions, as well as the provincial economy - agriculture, fisheries, mining, manufacturing, trade, income and government finance.

	<i>Per Issue</i>
Canada:	\$19.95
United States:	US\$23.95
Other Countries:	US\$23.95

### 11-610

**Directory of survey organizations.**

Occasional. First issue 1977. Bilingual.

ISSN 0226-7926.

DDC 001.4/33/02571.

Provides a listing of survey organizations which provide research services to federal government departments.

Price: Out of Print

### 11-612E no.1

**Health and social support, 1985 /** Statistics Canada, Housing, Family and Social Statistics Division. 232 p. 28 cm. 1987. E. and F.

ISBN 0-660-12654-0.

DDC 362.1/0971.

The first General Social Survey was carried out in September and October 1985, collecting information on health and related factors from 11,200 persons age 15 and older. The sample covered the non-institutionalized population of Canada. The data were gathered with telephone and face-to-face interviewing. This report presents initial analyses and findings including comparisons with findings from the 1978-1979 Canada Health Survey. Topics examined include: barriers and bridges to improving health status - smoking, alcohol use, physical activity, etc.; current health status - health problems, etc.; and a focused chapter on support networks and social participation of the elderly.

	<i>Per Issue</i>
Canada:	\$30.00
United States:	US\$32.00
Other Countries:	US\$32.00

### 11-612E no. 2

**Patterns of criminal victimization in Canada /** Vincent F. Sacco, Holly Johnson. 145 p. 28 cm. 1990. E. and F.

ISBN 0-660-13419-5.

DDC 362.88/0971.

This publication presents analysis of the third cycle of the General Social Survey (1988) which focused in part on personal risk of crime victimization. The report includes comparisons with findings from the 1982 Canadian Urban Victimization Survey.

	<i>Per Issue</i>
Canada:	\$38.00
United States:	US\$46.00
Other Countries:	US\$46.00

## WORKING MANUALS

### 12-001

**Survey methodology.** Semi-annual. First issue, June 1975. Bilingual.

ISSN 0714-0045.

DDC 001.4/22.

The journal publishes articles dealing with various aspects of statistical development relevant to a statistical agency, such as design issues in the context of practical constraints, use of different data sources and collection techniques, total survey error, survey evaluation, research in survey methodology, time series analysis, seasonal adjustment, demographic studies, data integration, estimation and data analysis methods, and general survey systems development. The emphasis is placed on the development and evaluation of specific methodologies as applied to data collection or the data themselves.

	<i>Per Issue</i>	<i>Per Year</i>
Canada:	\$15.00	\$30.00
United States:	US\$18.00	US\$36.00
Other Countries:	US\$21.00	US\$42.00

### 12-205S

**Index to Statistics Canada surveys and questionnaires.** Annual. First issue 1981. Bilingual.

ISSN 0843-6142.

DDC 001.4/222/0971.

The index lists all the questionnaire-based surveys of Statistics Canada and the questionnaires used in conducting the surveys, under the division of Statistics Canada that is responsible for the survey. A contact name and telephone number are provided under the name of each survey to assist users desiring more information about the survey or about the data that



## GENERAL AND REFERENCE

are available on special request. An alphabetical index to the titles of the surveys and questionnaires provides an indication of the subject content of Statistics Canada's questionnaire-based surveys. The questionnaires listed in the index are reproduced on microfiche. The index contains instructions as to how to locate each questionnaire on the microfiche. Previously *Index to the Inventory of Statistics Canada questionnaires on microfiche* (no. 12-205S).

	<i>Per Issue</i>
Canada:	\$26 00
United States:	US\$31 00
Other Countries:	US\$36 00

### 12-205M

**Inventory of Statistics Canada questionnaires on microfiche.** Annual. First issue 1980. Bilingual.  
DDC 001.4/222/0971.

This is a complete record on microfiche of all the questionnaires used in Statistics Canada in the collection of its statistical programs. It includes administrative forms from other federal and provincial government departments and agencies from which Statistics Canada derives statistics. It also includes telephone interview questionnaires and instructional or guidelines material.

	<i>Per Issue</i>
Canada:	\$190 00
United States:	US\$228 00
Other Countries:	US\$266 00

### 12-501E

**Standard industrial classification, 1980.** 4th ed. 551 p. 29 cm. 1980. E. and F.

ISBN 0-660-12956-6.  
DDC 338/.02/012.

This classification describes the industrial structure of the Canadian economy in terms of the principal activities of establishments. It follows the traditional sectoring of the economy into extraction, e.g. agriculture and mining; transformation, e.g. manufacturing; and services, e.g. transportation, communication and other services. It has a four-tiered structure in which 861 industries are delineated at the four-digit level. It is designed for statistical application to facilitate the collection and compilation of comparable data series related to production.

	<i>Per Issue</i>
Canada:	\$60 00
United States:	US\$76 00
Other Countries:	US\$76 00

### 12-519E

**Development and design of survey questionnaires** / R. Platek, F.K. Pierre-Pierre and P. Stevens. 119 p. 28 cm. 1985. E. and F.

ISBN 0-660-11798-3.  
DDC 001.4/222.

This publication intends to promote good questionnaire design and to serve as a reference and training tool. It provides a discussion of issues related to wording, format, layout, etc., illustrating these with examples from recent federal surveys. A checklist and bibliography complete the text.

*Price: Out of Print*

### 12-565E

**Standard occupational classification, 1980.** 656 p. 29 cm. 1981. E. and F.

ISBN 0-660-10673-6.  
DDC 331.7/0012.

The classification provides a systematic classification structure to identify and categorize the entire range of occupational activity in Canada. It consists of 23 major groups which are subdivided into minor groups and unit groups. Definitions are provided for each occupational group, as well as classified and alphabetical indices to which occupational titles have been assigned.

*Price: Back Issue*

### 12-569E

**CANSIM, Canadian Socio-economic Information Management System, mini base series directory.** Irregular. First issue 1986. E. and F.

ISSN 0706-0831.  
DDC 025/.063171.

Statistics Canada makes available through its network of distributors both the CANSIM main base consisting of some 400,000 economic and financial time series and a subset of some 25,000 time series which is known as the CANSIM mini base. The CANSIM mini base series directory provides a detailed guide to the standard set of some 25,000 of the most popular time series contained in the mini base. The directory includes: a table of contents which identifies, at a fairly aggregate level, the contents of the mini base and provides a link to the series directory; the contents by subject which outlines the contents of the mini base by broad subject categories; and an alpha-

betical subject index which comprises a list of key words for the full CANSIM main base with the letter "M" indicating mini base contents.

*Price: Out of Print*

### 12-570E

**Canadian standard industrial classification for companies and enterprises, 1980** / Statistics Canada, Standards Division. 381 p. 30 cm. 1986. E. and F.

ISBN 0-660-11945-5.  
DDC 338/.02/012.

The publication provides a framework for classifying Canadian companies and enterprises to 18 main industrial sectors such as energy, wood and paper, communications, 60 sub-sectors and 163 segments. It is structured to reflect the organization of production for the delivery of goods and services. It is intended for use in the collection, compilation and publication of financial statistics, such as corporation financial statistics and corporation profits.

	<i>Per Issue</i>
Canada:	\$50 00
United States:	US\$72 00
Other Countries:	US\$72 00

### 12-571

**Standard geographical classification : SGC, 1986. Volume I, The classification** / Statistics Canada, Standards Division. 4th ed. 1 v. (loose leaf). 29 cm. 1987. Bilingual.

ISBN 0-660-53404-5.  
DDC 917.1/001/48.

This volume presents a system of names and codes to identify geographical areas of Canada. These areas include provinces, census divisions (counties) and subdivisions (municipalities) which form the three-tiered hierarchy of the Standard Geographical Classification (SGC) as well as other standard systems such as census metropolitan areas.

	<i>Per Issue</i>
Canada:	\$55 00
United States:	US\$75 00
Other Countries:	US\$75 00

### 12-572

**Standard geographical classification : SGC, 1986. Volume II, The reference maps** / Statistics Canada, Standards Division. 4th ed. 1 v. (loose leaf). 29 cm. 1987. Bilingual.

ISBN 0-660-53405-3.  
DDC 917.1/001/48.

This volume shows a series of 24 detailed maps showing the boundaries, names and

## GENERAL AND REFERENCE

codes of the 1986 Standard Geographical Classification covering all of Canada.

	<i>Per Issue</i>
Canada:	\$35.00
United States:	US\$55.00
Other Countries:	US\$55.00

### 12-573

**Standard geographical classification : SGC, 1986. Volume III, Changes - 1981 to 1986** / Statistics Canada, Standards Division. 4th ed. 1 v. (loose leaf). 29 cm. 1987. Bilingual.  
ISBN 0-660-53406-1.  
DDC 917.1/001/48.

This volume is a five-year summary of the changes affecting the Standard Geographical Classification since January 2, 1981 including details such as: type of change, effective date, population and territory affected in the case of boundary adjustments, etc.

	<i>Per Issue</i>
Canada:	\$75.00
United States:	US\$95.00
Other Countries:	US\$95.00

### 12-578E

**Canadian export classification (based on the Harmonized System)** / Statistics Canada, International Trade Division. 618 p. 28 cm. 1987. E. and F.  
ISBN 0-660-12492-0.  
DDC 382/.0971/0012.

Commencing January 1, 1988, Canadian exporters or their agents will be required to assign an export Harmonized System (H.S.) number to all export transactions. This publication which lists all possible export H.S. codes and their accompanying descriptions is therefore an essential tool in the preparation of customs export documentation. To assist in coding, the publication's introduction includes, among other things, an outline of the classification structure, an overview of the classification of goods, and the general rules for the interpretation of the Harmonized System.

	<i>Per Issue</i>
Canada:	\$35.00
United States:	US\$48.00
Other Countries:	US\$48.00

### 12-579E

**Canadian export-import alphabetical index (based on the Harmonized System)** / Statistics Canada, International Trade Division. 298 p. 28 cm. 1987. E. and F.  
ISBN 0-660-12493-9.  
DDC 382/.0971/0012.

This publication has been designed to be used in conjunction with both the *Canadian tariff and imports statistics nomenclature aligned to the structure of the Harmonized commodity description and coding system*, published by Revenue Canada (catalogue RV57-1-1-1987E) and the *Canadian export classification (based on the Harmonized System)* (12-578E). Its purpose is to facilitate the selection of the correct ten-digit import Harmonized System (H.S.) classification number and/or eight-digit export H.S. number based on the user's understanding of a commodity description. Approximately 17,000 product rulings are listed employing the key word principle in determining the alphabetic placement of an individual product descriptor.

	<i>Per Issue</i>
Canada:	\$35.00
United States:	US\$48.00
Other Countries:	US\$48.00

### 12-580E

**Standard classification of goods, 1988: based on the Harmonized Commodity Description and Coding System** / Statistics Canada, Standards Division. 1 v. (loose leaf). 29 cm. 1988. E. and F.  
ISBN 0-660-13042-4.  
DDC 338/.02/012.

This publication classifies commodities according to an eight-digit structure. It is based upon the international Harmonized Commodity Description and Coding System, and separately identifies the classes used to collect statistics for imports, exports and production. The publication includes historical information, interpretive notes, and links to classifications used for 1987 data. The Standard Classification of Goods (SCG) is updated annually, by a series of amendments. The 1989 amendment contains a list of the codes changed and a set of replacement pages (available for \$37.00 in Canada and \$44.00 elsewhere).

	<i>Per Issue</i>
Canada:	\$81.00
United States:	US\$102.00
Other Countries:	US\$102.00

### 12-602E


**Survey sampling : a non-mathematical guide** / by A. Satin and W. Shastry. 69 p. 28 cm. 1983. E. and F.  
ISBN 0-660-11224-8.  
DDC 300/.723.

This publication describes the concepts and methods of survey sampling in a non-mathematical context. It gives first time or

occasional survey researchers, social science students and those involved in contracting survey research a good basic understanding of common methods and practices used in sample design.

	<i>Per Issue</i>
Canada:	\$30.00
United States:	US\$36.00
Other Countries:	US\$36.00

## COMPREHENSIVE STUDIES



### 13-001

**National income and expenditure accounts.** Quarterly. First issue 1953. Bilingual. (System of national accounts).  
ISSN 0318-708X.  
DDC 339.371.

Each quarter, this publication gives a comprehensive statistical picture of Canadian economic developments. The focus is on Canada's gross domestic product, including such components as consumer spending, business investment, exports, labour income, corporation profits, farm income, government spending and prices. The publication begins with an overview article, reviewing and analyzing economic developments in the most recent quarter. Most issues also contain a second, more technical article explaining national accounts methodology or analyzing a particular aspect of the economy. The main body of the publication consists of 23 statistical tables containing seasonally adjusted quarterly data for the most recent eight-year period.



## GENERAL AND REFERENCE

	Per Issue	Per Year
Canada:	\$20.00	\$80.00
United States:	US\$24.00	US\$96.00
Other Countries:	US\$28.00	US\$112.00

**13-001 Publication and diskette package (10-294)**

The diskettes are offered as a supplement for subscribers to 13-001. They include all the data in 13-001, a description of the series, plus software to aid in manipulating the data. Please note that the diskettes are embargoed until seven days after the official release of the data.

	Per Year
Canada:	\$180.00
United States:	US\$216.00
Other Countries:	US\$232.00

**13-001 Facsimile service**

In response to client demand for more timely reception of the *National Income and Expenditure Accounts* quarterly estimates (catalogue 13-001), the Income and Expenditure Accounts Division has initiated a facsimile service to provide the data published in *The daily* on the day of release at 10:00 a.m. (E.S.T.).

	Per Issue	Per Year
Canada:	\$60.00	\$100.00
United States:	US\$72.00	US\$120.00
Other Countries:	US\$84.00	US\$140.00

**13-002P see 13-014****13-014**

**Financial flow accounts.** Quarterly. First issue 1988. Bilingual.

ISSN 0380-0938.

DDC 339.2/6/0971.

Presents quarterly saving and capital expenditure data linked to borrowing and lending in a variety of financial instruments. Financial transactions are shown for the various sectors of the economy, such as persons and unincorporated business, financial and non-financial corporations, governments and a rest-of-the-world sector. (Previously 13-002 and 13-002P, 13-002P changed to 13-014 and absorbed 13-002).

	Per Issue	Per Year
Canada:	\$12.50	\$50.00
United States:	US\$15.00	US\$60.00
Other Countries:	US\$17.50	US\$70.00

**13-201**

**National income and expenditure accounts, annual estimates.** Annual. First issue 1938/1944. Bilingual. (System of national accounts).

ISSN 0703-0037.

DDC 339.371.

This publication provides a comprehensive annual perspective on the Canadian economy. The subject matter is similar to, but much more detailed than that in publication 13-001. The focus is on Canada's gross domestic product and four major sectors of the economy: households, businesses, governments and non-residents. Industrial and provincial distributions are provided for several aggregates and there is a thorough financial statement for the various levels of government in Canada. The publication includes an article reviewing and analyzing the latest data revisions. The main body of the publication consists of more than 70 statistical tables, extensively footnoted and cross-referenced, containing annual data for the most recent twelve-year period.

	Per Issue
Canada:	\$39.00
United States:	US\$47.00
Other Countries:	US\$55.00

**13-201 Publication and diskette package (10-297)**

The diskettes are offered as a supplement to subscribers to 13-201. They include all the data in 13-201, a description of the series, plus software to aid in manipulating the data. Please note that the diskettes are embargoed until seven days after the official release of the data.

	Per Issue
Canada:	\$119.00
United States:	US\$143.00
Other Countries:	US\$151.00

**13-201 Facsimile service**

Please see the *Facsimile service* listed under 13-001.

**13-207**

**Income distributions by size in Canada.** Annual. First issue 1971. Bilingual.

ISSN 0575-8750.

DDC 339.2/2/0971.

This publication provides estimates of family and individual incomes by size of income, major source of income, region/province, sex and other characteristics. It includes income shares by quintiles and incidence and characteristics of low income families and unattached individuals. Statistics are derived from the Survey of Consumer Finances conducted annually since 1972. The report also includes a data analysis, definitions, data quality, a survey questionnaire and a bibliography.

	Per Issue
Canada:	\$40.00
United States:	US\$48.00
Other Countries:	US\$56.00

**13-208**

**Family incomes, census families.** Annual. First issue 1971. Bilingual.

ISSN 0703-7368.

DDC 339.2/2/0971.

This publication shows the distribution of census families and persons not in families by size of income, major source of income, region/province, age, sex and other characteristics. The census family concept used is identical to that of the Canadian census. Statistics are derived from the Survey of Consumer Finances conducted annually since 1972. Definitions and a bibliography are included.

	Per Issue
Canada:	\$19.00
United States:	US\$23.00
Other Countries:	US\$27.00

**13-210**

**Income after tax, distributions by size in Canada.** Annual. First issue 1971. Bilingual.

ISSN 0319-0374.

DDC 339.2/0971.

Income distributions for families, unattached individuals and all persons with income are shown on an after-tax basis by selected characteristics such as region, age and sex. Income after tax is defined as total money income less income tax paid. Statistics are derived from the Survey of Consumer Finances conducted annually since 1972. Data analysis, definitions, data quality and a bibliography are included.

	Per Issue
Canada:	\$25.00
United States:	US\$30.00
Other Countries:	US\$35.00

**13-211**

**Fixed capital flows and stocks.** Annual. First issue 1926/1973. Bilingual.

ISSN 0317-5154.

DDC 332/.0414/0971.

Covers the most recent five years of capital flow and stock data by industry (1970 Standard Industrial Classification). Estimates of capital formation, capital consumption allowances and gross and net stock, in both current and constant (1971) dollars, are given for building, engineering and machinery and equipment assets. Price indexes for capital expenditures on

## GENERAL AND REFERENCE

plant and equipment for industry are also presented. Includes definitions, a short description of the methodology and a list of related publications.

Price: Out of Print

### 13-213

**Provincial economic accounts, annual estimates.** Annual. First issue 1961/1976. Bilingual. (System of national accounts).

ISSN 0847-0359.

DDC 336.71.

This publication provides a regional perspective on Canadian economic developments. It includes separate sets of statistical tables, organized in a manner similar to those in publication 13-001, for each of the twelve provinces and territories. The focus is on each region's gross domestic product, final domestic demand, personal disposable income and government sector accounts. The publication begins with an article outlining concepts and methods and reviewing regional economic developments in the most recent year. The main body of the publication consists of 18 statistical tables, for each of Canada as a whole and the twelve provinces and territories, containing annual data for the most recent five year period.

	<i>Per Issue</i>
Canada:	\$40.00
United States:	US\$48.00
Other Countries:	US\$56.00

### 13-213 Publication and diskette package (10-299)

The diskettes are offered as a supplement to subscribers to 13-213. They include all the data in 13-213, a description of the series, plus software to aid in manipulating the data. Please note that the diskettes are embargoed until seven days after the official release of the data.

	<i>Per Issue</i>
Canada:	\$120.00
United States:	US\$144.00
Other Countries:	US\$152.00

### 13-213 Facsimile service

Please see the *Facsimile service* listed under 13-001.

### 13-213P

**Provincial economic accounts, preliminary estimates.** Annual. First issue 1988. Bilingual. (System of national accounts)

ISSN 0706-3083.

DDC 336.71.

This publication contains preliminary estimates for the main statistical series in publication 13-213 and is available five months after the reference year. The focus

is on each region's final domestic demand and gross domestic product. The components of final domestic demand are measured both at current prices and at constant 1981 prices and there is a set of implicit price indexes. Factor incomes such as wages and salaries, corporation profits and farm income are also presented. There are four tables for each of Canada and the 12 provinces and territories. The publication also includes an article outlining data sources and methods and highlighting regional economic developments during the year.

	<i>Per Issue</i>
Canada:	\$26.00
United States:	US\$31.00
Other Countries:	US\$36.00

### 13-213S

**Provincial economic accounts : historical issue, 1961-1986** / Statistics Canada, Income and Expenditure Accounts Division. (System of national accounts). 465 p. 28 cm. 1988. Bilingual.

ISBN 0-660-53432-0.

DDC 336.71.

This is a special issue of publication 13-213 which was released following the historical revision to the System of National Accounts in 1986. It contains an article describing the concepts and methods of the provincial accounts system, and presenting the highlights of the historical revision and the estimates for 1986. A glossary of provincial accounts terms is also included. The statistical tables include complete annual data for the Provincial Economic Accounts, beginning at their origin in 1961 and ending in 1986. See the description of publication 13-213 for more information about the contents of these statistical tables.

	<i>Per Issue</i>
Canada:	\$70.00
United States:	US\$80.00
Other Countries:	US\$80.00

### 13-213S Publication and diskette package (10-295)

The diskettes are offered as a supplement to subscribers to 13-213S. They include all the data in 13-213S, a description of the series, plus software to aid in manipulating the data. Please note that the diskettes are embargoed until seven days after the official release of the data.

	<i>Per Issue</i>
Canada:	\$150.00
United States:	US\$176.00
Other Countries:	US\$176.00

### 13-214

**Financial flow and national balance sheet accounts.** Annual. First issue 1961/1984. Bilingual. (System of national accounts).

ISSN 0825-9216.

DDC 339.2/6/0971.

Provides data for national and sectoral wealth and net worth in the form of annual balance sheets for the total economy and its component sectors. Sector aggregations and tangible and financial asset and liability categories are reconcilable to quarterly financial flow account transactions, also included in the publication. CANSIM reference numbers are provided for all series. Previously *National balance sheet accounts*.

	<i>Per Issue</i>
Canada:	\$35.00
United States:	US\$42.00
Other Countries:	US\$49.00

### 13-216

**Income estimates for subprovincial areas.** Annual. First issue 1983. Bilingual.

ISSN 0825-124X.

DDC 339.2/0971.

Two kinds of income estimates, money income and personal income are shown for subprovincial areas, counties or census divisions, and census metropolitan areas on an aggregate and per capita basis. Money income is disaggregated by source of income; income taxes assessed and money income after taxes are also given. Personal income is a broader income measure based on national accounts concepts. As well, personal disposable income (personal income minus taxes) is given.

	<i>Per Issue</i>
Canada:	\$27.00
United States:	US\$32.00
Other Countries:	US\$38.00

### 13-217

**Earnings of men and women.** Annual. First issue 1984. Bilingual.

ISSN 0829-6235.

DDC 331.2/971.

This publication shows annual earnings by sex. Earnings distributions are shown for men and women by province, age, education, occupation and work experience. Also presented are data on the earnings contributions of husbands and wives to family income. Statistics are derived from the Survey of Consumer Finances conducted annually since 1972.



## GENERAL AND REFERENCE

	<i>Per Issue</i>
Canada:	\$25.00
United States:	US\$30.00
Other Countries:	US\$35.00

**13-218**

**Household facilities by income and other characteristics.** Annual. First issue 1986. Bilingual.

ISSN 0226-4560.

DDC 339.4/1/0971.

This annual examines, in private households, relationships between income and household facilities and equipment, by region, household type, age of head and size of area, and between monthly cash rent and annual income. It also provides selected statistics on low income households. The publication includes data analysis, definitions, data quality, a survey questionnaire and a bibliography.

	<i>Per Issue</i>
Canada:	\$35.00
United States:	US\$42.00
Other Countries:	US\$49.00

**13-531**

**National income and expenditure accounts : annual estimates, 1926-1986** / Statistics Canada, Income and Expenditure Accounts Division. (System of national accounts). 241 p. 28 cm. 1988. Bilingual.

ISBN 0-660-53422-3.

DDC 339.371.

This is a special issue of publication 13-201 which was released following the historical revision to the System of National Accounts in 1986. It contains an article summarizing the important aspects of the historical revision, a glossary of national accounts terms, and complete data for all 75 tables in the annual National Income and Expenditure Accounts, beginning at their origin in 1926 and ending in 1986. See the description of publication 13-201 for more information about the contents of these statistical tables.

	<i>Per Issue</i>
Canada:	\$50.00
United States:	US\$52.00
Other Countries:	US\$52.00

**13-531 Publication and diskette package (10-296)**

The diskettes are offered as a supplement to subscribers to 13-531. They include all the data in 13-531, a description of the series, plus software to aid in manipulating the data. Please note that the diskettes are embargoed until seven days after the official release of the data.

	<i>Per Issue</i>
Canada:	\$140.00
United States:	US\$160.00
Other Countries:	US\$160.00

**13-533**

**National income and expenditure accounts : quarterly estimates, 1947-1986** / Statistics Canada, Income and Expenditure Accounts Division. (System of national accounts). 210 p. 28 cm. 1989. Bilingual.

ISBN 0-660-53421-5.

DDC 339.371.

This is a special issue of publication 13-001 which was released following the historical revision to the System of National Accounts in 1986. It contains complete data for all 23 tables in the quarterly seasonally adjusted National Income and Expenditure Accounts, beginning at their origin in 1947 and ending in 1986. See the description of publication 13-001 for more information about the contents of these statistical tables.

	<i>Per Issue</i>
Canada:	\$50.00
United States:	US\$60.00
Other Countries:	US\$60.00

**13-533 Publication and diskette package (10-298)**

The diskettes are offered as a supplement to subscribers to 13-533. They include all the data in 13-533, textual descriptions for the series, plus software to aid in manipulating the data. Please note that the diskettes are embargoed until seven days after the official release of the data.

	<i>Per Issue</i>
Canada:	\$100.00
United States:	US\$120.00
Other Countries:	US\$120.00

**13-548 see 13-588 no. 2****13-568**

**Fixed capital flows and stocks, historical, 1936-1983** / Statistics Canada, Construction Division. 286 p. 28 cm. 1983. Bilingual.

ISBN 0-660-52232-2.

DDC 332/.0414/0971.

This publication presents for the period 1936 to 1983, in current and constant (1971) dollars, estimates of capital formation, capital consumption allowances and capital stocks for both the residential and non-residential sectors (the latter being broken down into manufacturing and non-manufacturing industry groupings). It also provides price indexes (1971 = 100) for the

same period for capital expenditure on plant and equipment. It contains a list of CANSIM matrices, related publications and an explanatory introduction.

	<i>Per Issue</i>
Canada:	\$15.90
United States:	US\$19.10
Other Countries:	US\$19.10

**13-578**

**Wealth of families with working wives, 1977** / by A. Rashid. 156 p. 28 cm. 1983. Bilingual.

ISBN 0-660-51854-6.

DDC 339.2/2/0971.

Estimates the impact of wife's work status on family wealth through an analysis of comparative wealth positions of working-wife and non-working-wife families. Also discusses differences in home-ownership, value of owner-occupied homes, mortgage debt, and business/farm/professional equities between families with and without working wives. Includes data analysis, definitions, data quality, and bibliography.

	<i>Per Issue</i>
Canada:	\$8.45
United States:	US\$10.15
Other Countries:	US\$10.15

**13-579**

**Historical tables for census education data 1971, 1976 and 1981 : Canada, regions, provinces.** 156 p. 28 cm. 1984. Bilingual.

ISBN 0-660-51859-7.

DDC 304.6/0971.

Brings together education data from the 1971, 1976 and 1981 population censuses on highest level of schooling, university certificates and degrees, trades/vocational training, median years of schooling and school attendance. Also shows selected education related socio-economic data such as labour force activity, industry, occupation, income, immigration status, internal mobility, nuptiality and religion. Includes data analysis, definitions and bibliography.

	<i>Per Issue</i>
Canada:	\$8.65
United States:	US\$10.60
Other Countries:	US\$10.60

**13-579S**

**Supplement to "Historical tables for census education data 1971, 1976 and 1981"** / Statistics Canada, Housing, Family and Social Statistics Division. 76 p. 28 cm. 1985. Bilingual.

ISBN 0-660-52857-6.

DDC 304.6/0971.

## GENERAL AND REFERENCE

This publication contains tables providing additional data to corresponding tables in the 1981 census publication, *Population, Historical tables for census education data, 1971, 1976 and 1981*, regarding median years of schooling, labour force participation rates and average income.

	<i>Per Issue</i>
Canada:	\$20.00
United States:	US\$21.00
Other Countries:	US\$21.00

**13-580**

**The distribution of wealth in Canada, 1984** / Statistics Canada, Labour and Household Surveys Analysis Division. 85 p. 28 cm. 1986. Bilingual.

ISBN 0-660-52877-0.

DDC 339.2/2/0971.

This report describes the wealth distribution of Canadian households according to a wide range of sociodemographic characteristics including, for example, region, income, age and sex. As well, the composition of wealth, in terms of home value, bank deposits, stocks/shares and vehicles, is given by income, region and age. The data were collected through personal interview with a sample of approximately 15,000 households. The previous survey was conducted in 1977.

	<i>Per Issue</i>
Canada:	\$25.00
United States:	US\$26.50
Other Countries:	US\$26.50

**13-581E**

**Charting Canadian incomes, 1951-1981.** 28 p. 26 cm. 1984. E. and F.

ISBN 0-660-11507-7.

DDC 339.2/2/0971.

A collection of charts summarizing the income experience of Canadians indicates that average real income of families increased steadily from 1951 to 1976 but thereafter has levelled off. The effects of number of earners, age, sex, family size and regional differences on income are also studied in a historical context. Includes glossary and bibliography.

Price: Back Issue

**13-584**

**Characteristics of high income families, 1980** / by A. Rashid. 97 p. 28 cm. 1986. Bilingual.

ISBN 0-660-52875-4.

DDC 305.5/234/0971.

Based on data from the 1981 Census, the publication examines the sources and composition of the income of families which, ranked by size of family income in

1980, formed the top one per cent of all families. It also analyzes the families' socio-demographic and economic characteristics: life cycle, educational attainment, work patterns, etc. It includes a brief examination of the changes in some of the characteristics and composition of income of rich families between 1970 and 1980.

	<i>Per Issue</i>
Canada:	\$20.00
United States:	US\$21.00
Other Countries:	US\$21.00

**13-585E**

**A guide to the financial flow and national balance sheet accounts** / Statistics Canada, International and Financial Economics Division, Financial Flows Section. 155 p. 28 cm. 1989. E. and F.

ISBN 0-660-12077-1.

DDC 339.2/6/0971.

Overview of the conceptual framework, methodology and presentation of the two related sets of financial accounts. Transaction (asset and liability) categories and sectors are defined and data sources are discussed.

	<i>Per Issue</i>
Canada:	\$36.00
United States:	US\$37.00
Other Countries:	US\$37.00

**13-588 no. 1**

**Changes in the distribution of wealth in Canada, 1970-1984** / by G. Oja (Income analytic report no. 1). 39 p. 28 cm. 1987. Bilingual.

ISBN 0-660-53414-2.

DDC 339.2/2/0971.

The results from three independent surveys conducted in 1970, 1977 and 1984 are examined to identify changes in the distribution of wealth among Canadian households. The composition of wealth - home or business equity, value of vehicles, financial assets or debts - is analyzed according to quintile groups based on income or wealth and the age of the family head.

	<i>Per Issue</i>
Canada:	\$12.00
United States:	US\$13.00
Other Countries:	US\$13.00

**13-588 no. 2**

**Pensions and incomes of the elderly in Canada, 1971-1985** / by G. Oja in collaboration with R. Love. (Income analytic report no. 2) 118 p. 28 cm. 1988. Bilingual.

ISBN 0-660-53427-4.

DDC 332.024/0565.

This report examines changes in the income sources of Canada's elderly population using data from the Survey of Consumer Finances. It focuses on private pension and investment income and the trends that have taken place since 1971. Also featured is a demographic profile of the elderly according to these income sources. (Quote catalogue no. 13-548 when ordering.)

	<i>Per Issue</i>
Canada:	\$24.00
United States:	US\$25.00
Other Countries:	US\$25.00

**13-588 no. 3**

**The characteristics of dual-earner families** / by Maureen Moore. (Income analytic report no. 3). 79 p. 28 cm. 1989. Bilingual.

ISBN 0-660-54214-5.

DDC 331.4/3/0971.

This study looks at the widespread increases over the past 20 years in the participation of wives in the labour force. Based on Survey of Consumer Finances data, the study examines the links between occupation, education, fertility and marriage. It also discusses some of the issues affecting dual-earner families (increased family income, daycare). (Quote catalogue no. 13-601 when ordering.)

	<i>Per Issue</i>
Canada:	\$25.00
United States:	US\$30.00
Other Countries:	US\$30.00

**13-589E**

**A user guide to the Canadian system of national accounts** / by John D. Randall. 106 p. 28 cm. 1989. E. and F.

ISBN 0-660-13257-5.

DDC 339.3/0971.

This publication is a further step in Statistics Canada's initiative to promote the understanding and use of key economic series published by the organization. For the first time, all components of the Canadian System of National Accounts are defined and discussed under one cover. The report covers some principal national accounting tenets and embraces input-output, income and expenditure, financial flows, national balance sheets, balance of payments and the international investment position as well as the key concepts of each component. This publication also devotes a chapter on certain classic issues, and possible extensions and modifications to the System and some more recent concerns about the System of National Accounts. This book is intended for use by those working in the field as a general



## GENERAL AND REFERENCE

reference guide, and for outside users as an introduction to the availability and contents of the Canadian System of National Accounts.

	Per Issue
Canada:	\$25 00
United States:	US\$30 00
Other Countries:	US\$30 00

13-201 see 13-588 no. 3

14-201 see 15-204

### SNA INDUSTRY AND COMMODITY STATISTICS

Publications with a catalogue number prefix 15 contain industry and/or commodity information which has been integrated within the System of National Accounts (SNA). SNA publications which are not industry and/or commodity oriented are published under catalogue number prefix 13. SNA industry and commodity groupings may differ from other Statistics Canada official classifications such as the Standard Industrial Classification (SIC). These differences ensure that SNA variables are defined consistently over time and across SNA industry and commodity classifications. In addition, integration of source data within the SNA framework ensures consistency in statistical terms. Nevertheless, SNA industry and commodity definitions are uniquely defined in terms of the other official classification structures.

15-001

**Gross domestic product by industry.** Monthly. First issue, Jan. 1987. Bilingual. (System of national accounts).

ISSN 0711-852X.

DDC 339.371.

The publication contains monthly, quarterly, and annual estimates of gross domestic product for 183 industries, including aggregates and special industry groupings. Estimates are available nationally and seasonally adjusted, in millions of dollars at 1981 prices, for the current year and the previous year. The June issue contains historical data covering the most recent several years. A brief text provides analytical highlights, and charts of four major industry groupings are also present.

	Per Issue	Per Year
Canada:	\$12.70	\$127.00
United States:	US\$15.20	US\$152.00
Other Countries:	US\$17.80	US\$178.00

15-201

**The input-output structure of the Canadian economy.** Annual. First issue 1971/76. Bilingual. (System of national accounts).

ISSN 0226-2304.

DDC 339.2/3/0971.

This volume contains the national input-output tables at the medium level of aggregation for the most recent reference year, gross domestic product at factor cost by industry, the aggregation parameters and the quality assurance and ratings. For textual material on the input-output accounting framework, models, classification systems, definitions, concepts and sources and methods, see *The input-output structure of the Canadian economy, 1961-1981 (revised data)* (catalogue no. 15-510).

	Per Issue
Canada:	\$60 00
United States:	US\$72 00
Other Countries:	US\$84 00

15-202

**The input-output structure of the Canadian economy in constant prices.** Annual. First issue 1971/76. Last issue 1986. Bilingual. (System of national accounts). **Discontinued.**

ISSN 0226-2312.

DDC 339.2/3/0971.

This volume presents the national input-output tables in constant prices at the medium level of aggregation, gross domestic product at factor cost by industry, the aggregation parameters and the quality assurance and ratings. This volume is a companion to 15-201 *The input-output structure of the Canadian economy* which gives the corresponding tables at current prices. For textual material on the input-output accounting, deflation and the gross domestic product, see *The input-output structure of the Canadian economy in constant prices, 1961-1981 (revised data)* (catalogue no. 15-511).

**Note:** Publication 15-202 is discontinued. The data will be amalgamated into 15-201.

	Per Issue
Canada:	\$40 00
United States:	US\$48 00
Other Countries:	US\$48 00

15-203

**Provincial gross domestic product by industry.** Annual. First issue 1971/1984. Bilingual. (System of national accounts).

ISSN 0712-8762.

DDC 339.371.

Presents current price estimates of provincial gross domestic product at factor cost

(GDP) for goods-producing industries plus education, hospitals and accommodation and food services. Constant 1971 prices provincial GDP estimates for selected industries are also shown. Provides brief descriptions of concepts, sources and methods.

	Per Issue
Canada:	\$35.00
United States:	US\$42.00
Other Countries:	US\$49.00

15-204

**Aggregate productivity measures.** Annual. First issue 1946/65. Bilingual. (System of national accounts).

ISSN 0317-7882.

DDC 331.11/8/0971.

The publication provides indexes of output per person employed and per person-hour, and indexes of unit labour costs for all commercial industries as well as industry groupings, including commercial goods-producing industries, commercial service-producing industries, agriculture and manufacturing. It also provides comparisons with corresponding US official measures where available. Data sources; time series in index form; industrial classification used; and labour productivity, unit labour cost and related data are included. Previously 14-201.

	Per Issue
Canada:	\$40 00
United States:	US\$48 00
Other Countries:	US\$56 00

15-510

**The input-output structure of the Canadian economy, 1961-1981 (revised data)** / Statistics Canada, Input-Output Division. (System of national accounts). 526 p. 36 cm. 1987. Bilingual.

ISBN 0-660-53419-3.

DDC 339.2/3.

This publication contains input-output tables for the period 1961 to 1981 which are the results of the latest historical revision of the various accounts which form the Canadian System of National Accounts (CSNA). It also provides the final estimates of Gross Domestic Product at factor cost by industry which establishes the contribution of each industry to the total value of production in the economy. These input-output tables constitute a data bank on the production and distribution activity of all industries in Canada which is integrated to the CSNA through the input-output accounting framework. They show who is producing what (distinguishing roughly 200 industries and 600 commodities), who is buying what (intermediate purchases by producers for the production of



## GENERAL AND REFERENCE

other commodities or final purchases by producers for the production of other commodities or final purchases by sector) and how much it costs to produce them in material, labour and capital. The introductory chapters cover the following subjects: the input-output accounting framework, the classification system, some special definitions used in the input-output tables, the sources and methods, the aggregation parameters, gross domestic product, some uses and interpretations of the tables and the input-output models used for impact analysis.

	<i>Per Issue</i>
Canada:	\$66.00
United States:	US\$79.00
Other Countries:	US\$79.00

### 15-511

**The input-output structure of the Canadian economy in constant prices, 1961-1981 (revised data)** / Statistics Canada, Input-Output Division. (System of national accounts). 442 p. 36 cm. 1987. Bilingual.

ISBN 0-660-52891-6.

DDC 339.2/3/0971.

This publication contains input-output tables in constant prices for the period 1961 to 1981 which are the results of the latest historical revision of the various accounts which form the Canadian System of National Accounts (CSNA). It also provides the final estimates of Real Gross Domestic Product at factor cost by industry which establishes the contribution of each industry to the total volume of production in the economy. These tables constitute a data bank on the production and distribution activity of all industries in Canada which is integrated to the CSNA through the input-output accounting framework. They show who is producing what (distinguishing roughly 200 industries and 600 commodities), who is buying what (intermediate purchases by producers for the production of other commodities or final purchases by sector) and how much it costs to produce them in material, labour and capital. The introductory chapters cover the following subjects: the input-output accounting framework, the nature, sources and methods of deflation, Gross Domestic Product and the aggregation parameters.

	<i>Per Issue</i>
Canada:	\$66.00
United States:	US\$79.00
Other Countries:	US\$79.00

### 15-512

**Gross domestic product by industry (1981=100), 1961-1980** / Statistics Canada, Industry Measures and Analysis Division, Monthly Measures Section. (Sys-

tem of national accounts). 219 p. 28 cm. 1987. Bilingual.

ISBN 0-660-53412-6.

DDC 339.371.

Gross domestic product by industry at factor cost in 1981 prices by month and by quarter, seasonally adjusted at annual rates, and annual data, in millions of dollars, 1961-1980 for Canada.

	<i>Per Issue</i>
Canada:	\$50.00
United States:	US\$51.50
Other Countries:	US\$51.50

## SEASONAL VARIATIONS

### 16-502

**Seasonal variations in the Canadian economy : retail trade** / Statistics Canada, Time Series Research and Analysis Division. 160 p. 28 cm. 1985. Bilingual.

ISBN 0-660-52856-8.

DDC 381.1/0971.

Analyzes seasonal fluctuations in economic activity focusing on the retail trade sector. Presents data from 1972 to 1982 for 28 kinds of businesses as well as regional breakdowns of retail sales. Adopts a practical approach to the complicated task of seasonal analysis of current sales, and of creating an index of seasonal variation.

	<i>Per Issue</i>
Canada:	\$25.00
United States:	US\$26.50
Other Countries:	US\$26.50

## SMALL AREA DATA

### 17-202 to 17-206

**Demographic and income statistics for postal areas.** Annual. First issue 1987. Bilingual.

ISSN 0840-8491.

DDC 339.2/2/0971.

This annual publication brings together various demographic and socio-economic characteristics of tax filers for more than 7,000 postal areas across Canada. Its primary objective is to provide key socio-economic indicators for a number of uses such as marketing, direct mailing, social service planning, regional analysis, provincial and municipal planning, etc. Among the 30 different characteristics provided are the age and sex of tax filers, a distribution of tax filers by level of income, the

median income and how it compares to the income reported five years earlier. In addition, each of the 7,000 postal area's median income is compared to the provincial and Canadian figures. This reference manual also includes a special appendix which provides a cross-reference of postal codes, thus facilitating the identification of place names. Also featured is a special highlights section which takes a close look at some of the major trends that have taken place at the national, provincial and regional levels in 1988. This publication is available in five versions: Canada (17-202); Atlantic provinces (17-203); Quebec (17-204); Ontario (17-205) and Western provinces and the Territories (17-206).

### 17-202 Canada

	<i>Per Issue</i>
Canada:	\$331.00
United States:	US\$397.00
Other Countries:	US\$463.00

### 17-203 Atlantic Provinces

	<i>Per Issue</i>
Canada:	\$122.00
United States:	US\$146.00
Other Countries:	US\$171.00

### 17-204 Québec

	<i>Per Issue</i>
Canada:	\$122.00
United States:	US\$146.00
Other Countries:	US\$171.00

### 17-205 Ontario

	<i>Per Issue</i>
Canada:	\$122.00
United States:	US\$146.00
Other Countries:	US\$171.00

### 17-206 Western Canada and Territories

	<i>Per Issue</i>
Canada:	\$122.00
United States:	US\$146.00
Other Countries:	US\$171.00

## SPECIAL STUDIES

### 18-501E

**Developing a longitudinal database on businesses in the Canadian economy : an approach to the study of employment** / Statistics Canada, Business Micro-data Integration and Analysis. 127 p. 28 cm. 1988. E. and F.

ISBN 0-660-12669-9.

DDC 331.11/07/2071.

## GENERAL AND REFERENCE

This publication outlines how a database on employment by size of firm was created, discusses its current status and potential, and analyses the pitfalls in using it to make assertions about our current knowledge of the role of small business in the dynamics of job creation. The database, created by linking data from survey and administrative sources, is presented in a set of tabulations for 1978 and

1984 and for changes between these two years. The tabulations focus on the labour used by businesses and the data are disaggregated by size of business, life status of the business (continuous, newly identified or no longer identified) and country of control. They are tabulated by industry and by province.

*Per Issue*

<i>Canada:</i>	<i>\$41.00</i>
<i>United States:</i>	<i>US\$43.00</i>
<i>Other Countries:</i>	<i>US\$43.00</i>



## PRIMARY INDUSTRIES

### FARM INCOME, VALUE AND GENERAL PRODUCTION

#### 21-001

**Farm cash receipts.** Quarterly. First issue, Jan./July 1940. Bilingual.  
ISSN 0703-7945.

DDC 338.1/3/0971.

This publication contains farm cash receipt estimates for individual crop, livestock and direct program payments. Cumulative quarterly data for the current and previous year are published by province and at the national level. The publication also includes some analysis and explanatory notes on concepts and methods.

	<i>Per Issue</i>	<i>Per Year</i>
Canada:	\$11 00	\$44 00
United States:	US\$13 25	US\$53 00
Other Countries:	US\$15 50	US\$62 00

#### 21-522E

**Farming facts.** Annual. First issue 1980. E. and F.

ISSN 0835-6246.

DDC 338.1/0971.

Reference report covering highlights on virtually every kind of Canadian agricultural activity - from oilseed production to honey and wax production. This publication delivers up-to-date statistics on crops, livestock, poultry, farm cash receipts, investment and expenses.

	<i>Per Issue</i>
Canada:	\$3 00
United States:	US\$4 00
Other Countries:	US\$4 00

### AGRICULTURE WORKING PAPERS

#### 21-601E no. 4

**An overview of the Canadian oilseed industry** / Glenn Lennox. (Working paper no. 4). 22 p. 28 cm. 1984. E. and F.

ISBN 0-660-11658-8.

DDC 338.1/7385/0971.

An overview of the supply and disposition factors for the Canadian oilseed industry. Covers oilseed production, marketing, exports, domestic processing and domestic consumption, and is intended as a complement to the tabular data compiled by the Grain Marketing Unit.

Price: Out of Print

#### 21-601 no. 5

**Preliminary analysis of the contribution of direct government payments to realized net farm income** / Lambert Gauthier. (Working paper no. 5). 80 p. 28 cm. 1984. Bilingual.

ISBN 0-660-52697-2.

DDC 338.1/871.

The publication presents an analysis of direct government payments to farmers compared to the level and variability of realized net farm income. It shows the role of direct government payments in stabilizing and/or improving the income of farmers. The total direct government payments by program and by province are shown for the years 1971-1979.

	<i>Per Issue</i>
Canada:	\$7 00
United States:	US\$8 40
Other Countries:	US\$8 40

#### 21-601E no. 6

**Characteristics of farm entrants and their enterprises in Southern Ontario for the years 1966 to 1976** / by Jean B. Down. (Working paper no. 6). 50 p. 28 cm. 1982. E. and F.

ISBN 0-660-11346-5.

DDC 631/.09713.

The study examines farm entry from the time of farm turnover to established farming status. Data from 1966-71-76 Census of Agriculture Match are used to compare the resource allocation of farm entrants and established farmers and to describe characteristics of farm entry in Southern Ontario.

	<i>Per Issue</i>
Canada:	\$6 00
United States:	US\$7 20
Other Countries:	US\$7 20

#### 21-601E no. 7

**A summary of commodity programs in the United States** / Allister Hickson. (Working paper no. 7). 28 p. 28 cm. 1984. E. and F.

ISBN 0-660-11646-4.

DDC 338.1/873.

Commodity programs are an important factor in the U.S. and thus the Canadian and world grain production and marketing sphere. This publication reviews these programs as of May 15, 1984 to assist our users in the interpretation of grain marketing data.

	<i>Per Issue</i>
Canada:	\$5 00
United States:	US\$6 00
Other Countries:	US\$6 00

#### 21-601E no. 10

**Revisions to the treatment of imputed house rents in the Canadian farm accounts, 1926-1979** / Mike Trant. (Working paper no. 10). 30 p. 28 cm. 1986. E. and F.

ISBN 0-660-11954-4.

DDC 338.1/3/0971.

This publication explains revisions in the treatment of farm house expenses. These revisions were incorporated in the farm income estimates in May 1979. The revisions involved two major changes, the first being the elimination of imputed house rent from the farm accounts and the second being the subtraction, from farm business expenses, of those costs associated with the personal use of farm dwellings. The revisions are explained through a presentation of the background regarding the logic and concepts originally used for handling farm house expenses in the accounts and through the identification of the conceptual problems inherent in the original method. This is followed by a detailed description of the revisions to the treatment of the farm expenses associated with the farm house.

	<i>Per Issue</i>
Canada:	\$11 00
United States:	US\$12 00
Other Countries:	US\$12 00

### AGRICULTURE METHODOLOGY PAPERS

#### 21-602E no. 2

**Data collection and estimating procedures of the Animal Products Unit** / by Peter Beerstecher, Elizabeth Leckie. (Methodology paper no. 2). 105 p. 28 cm. 1982. E. and F.

ISBN 0-660-11151-9.

DDC 641.3/06/028.

The publication deals with the collection and estimating procedures used to gather data in the following fields: dairy, poultry and eggs, cold storage stocks of frozen foods, and furs (wildlife and ranch raised). Production, inventories, prices and disappearance are estimated for the above commodities using the methodology described in this publication.

	<i>Per Issue</i>
Canada:	\$6 00
United States:	US\$7 20
Other Countries:	US\$7 20



## 21-602E no. 4


**Farm operating expenses and depreciation charges : data sources, concepts and methods** / by May Holbein. (Methodology paper no. 4) 71 p. 28 cm. 1982. E. and F.

ISBN 0-660-11213-2.

DDC 338.1/3/028.

This report reviews the current sources, concepts and methods which are being used in the estimation of farm operating expenses and depreciation charges. Strengths and limitations of the estimates, special adjustments, recent and proposed changes, and problems are discussed.

	<i>Per Issue</i>
Canada:	\$6.00
United States:	US\$7.20
Other Countries:	US\$7.20



## 21-603E

**Agriculture economic statistics.** Irregular. First issue 1926/1978. E. and F.

ISSN 0833-6210.

DDC 338.1/3/0971.

This publication presents estimates of eight agricultural economic indicators: farm income, farm cash receipts, farm operating expenses and depreciation charges, the index of farm production, current values of farm capital, farm debt outstanding, the farm product price index, and direct program payments. Notes on the concepts and methods are included with the basic historical data set. Twice each year updates are released which include new and revised estimates of these indicators (except for the index of farm production which was last estimated for 1985) and data highlights for the most current year.

	<i>Per Issue</i>
Canada:	\$21.00
United States:	US\$25.00
Other Countries:	US\$29.50

## FARM CROPS

## 22-002

**Field crop reporting series.** Irregular. First issue, Oct. 1920. Bilingual.

ISSN 0575-8548.

DDC 338.1/73/00971.

The eight publications in this series are released at strategic points in the crop year detailing farm stocks of grain, crop area, yield and production. Stock reports detail the farm-held stocks at the provincial level and the farm-held plus commercial stocks at the Canada level for major Canadian grains. The first area report contains the surveyed planting intentions of producers while the June estimates are made after most of the seeding has been completed. Yields and levels of production by province are estimated twice, based on expectations to the end of harvest, while the November estimate is released after the harvest.

	<i>Per Issue</i>	<i>Per Year</i>
Canada:	\$12.00	\$80.00
United States:	US\$14.00	US\$96.00
Other Countries:	US\$16.00	US\$112.00

## 22-003

**Fruit and vegetable production.** Quarterly. First issue 1932. Bilingual.

ISSN 0383-008X.

DDC 338.1/7/40971.

This seasonal publication provides an overview of the Canadian fruit and vegetable production sector. Estimates of the annual commercial production of apples by variety are included. The annual commercial production and value of the major tree fruits and berries and grapes are also available. Annual estimates of the area, yield, production and value of the major commercially grown vegetables are published. For processing vegetables, annual contracted and harvested area, production and value, and acquisitions by processors are available. For the mushroom growing industry, estimates of area, production, sales, investments and labour costs and employment are available once yearly. Statistics on the tobacco growing sector are published twice yearly. Three times a year, estimates of the area, yield, and production of potatoes are published. The value of potato production is published once yearly.

## PRIMARY INDUSTRIES

	<i>Per Issue</i>	<i>Per Year</i>
Canada:	\$18.00	\$72.00
United States:	US\$21.50	US\$86.00
Other Countries:	US\$25.25	US\$101.00

## 22-007

**Cereals and oilseeds review.** Monthly. First issue, May 1978. Bilingual.

ISSN 0820-9030.

DDC 338.1/731/0971.

The review provides a current source for grain marketing data for analysts, grain traders and members of the agri-business and farm community. Its focus is restricted to the major grains produced in Canada: wheat, durum wheat, barley, oats, corn, rye, flaxseed, canola-rapeseed and soybeans, with an emphasis on supply-disposition analysis, trade, price and industrial processing data.

	<i>Per Issue</i>	<i>Per Year</i>
Canada:	\$13.80	\$138.00
United States:	US\$16.60	US\$166.00
Other Countries:	US\$19.30	US\$193.00

## 22-201

**Grain trade of Canada.** Annual. First issue 1918/19. Bilingual.

ISSN 0072-5358.

DDC 338.1/731/0971.

This annual is prepared in collaboration with the Economics and Statistics Division of the Canadian Grain Commission. It is designed to provide a summary of key data series relating to the production, marketing, handling and transportation of the major Canadian grains from the farm level to domestic and export channels.

	<i>Per Issue</i>
Canada:	\$39.00
United States:	US\$47.00
Other Countries:	US\$55.00

## 22-202

**Greenhouse industry.** Annual. First issue 1955. Bilingual.

ISSN 0527-5369.

Incorrect ISSN (0527-5329) printed in the publication.

DDC 338.1/750483/0971.

This annual publication provides an overview of the Canadian greenhouse industry. Included are annual estimates of the total area under glass and plastic, months of operation and total sales. Estimates of employment, labour costs, investments, purchases of plant materials and heating fuel costs are also available. Information on the value of sales of greenhouse vegetables, flowers and ornamental plants are also published, as well as the production of

## PRIMARY INDUSTRIES

flowers by variety. The publication includes analyses of the internal structure of the greenhouse industry based on total sales and type of flowers or plants produced. There is also information on the proportion of sales through various channels, and on the sales of flowers and plants through the three major Canadian auctions.

	<i>Per Issue</i>
Canada:	\$26.00
United States:	US\$31.00
Other Countries:	US\$36.00

### 22-203

**Survey of Canadian nursery trades industry.** Annual. First issue 1919. Bilingual.

ISSN 0318-5184.

DDC 338.1/75969/0971.

This annual publication provides an overview of the Canadian nursery trades industry. Included are estimates of total land used for growing nursery stock or sod, labour costs and employment, purchases of plant materials and sod. Sales of nursery stock and sod are also published. Estimates of the sale of nursery stock through various channels are available. Also included is an analysis of the internal structure of the nursery stock and sod growing sector.

	<i>Per Issue</i>
Canada:	\$22.00
United States:	US\$26.00
Other Countries:	US\$31.00

### 22-502

**An overview of Canadian grain milling** / Statistics Canada, Agriculture and Natural Resources Division, Crops Section. 24 p. 28 cm. 1985. Bilingual.

ISBN 0-660-52873-8.

DDC 338.4/766472/00971.

This is an overview of the Canadian flour milling industry, from a marketing/consumption perspective. Included are cereal grain production and pricing, milling technology, a statistical summary of flour milling in Canada, domestic consumption and flour exports. It is intended as a complement to the tabular data compiled by the Grain Marketing Unit.

	<i>Per Issue</i>
Canada:	\$10.00
United States:	US\$11.00
Other Countries:	US\$11.00

## FARM LIVESTOCK AND ANIMAL PRODUCTS

### 23-001

**The dairy review.** Monthly. First issue 1932. Bilingual.

ISSN 0300-0753.

DDC 338.1/77/0971.

This publication is a statistical summary of the dairy situation in Canada and the provinces, including farm sales of milk for fluid and manufacturing purposes; cash receipts from farm sales; and production and stocks of creamery butter, cheddar cheese and other dairy products and by-products. Data is reported by all dairies, dairy factories and major cold storage warehouses in Canada.

	<i>Per Issue</i>	<i>Per Year</i>
Canada:	\$12.20	\$122.00
United States:	US\$14.60	US\$146.00
Other Countries:	US\$17.10	US\$171.00

### 23-008

**Livestock report.** Quarterly. First issue, July 1979. Bilingual.

ISSN 0828-3095.

DDC 338.1/76/00971.

This publication contains estimates of the number of pigs on farms by province, at January 1, April 1, July 1 and October 1. Estimates of the number of cattle and sheep on farms appear at January 1 and July 1. Beginning at July 1, 1988, this publication also carries data by province, on sheep shorn, fleece weight and wool production. Prior to 1988, data on wool was carried in *Shorn wool production* (23-204).

	<i>Per Issue</i>	<i>Per Year</i>
Canada:	\$16.50	\$66.00
United States:	US\$19.75	US\$79.00
Other Countries:	US\$23.00	US\$92.00

### 23-202

**Production of poultry and eggs.** Annual. First issue 1936. Bilingual.

ISSN 0068-7189.

DDC 338.1/765/00971.

This publication annually assembles charts and tables which present current and historical data on the turkey, chicken, stewing hen and egg industries in Canada. The topics covered include annual supply, disposition and per capita disappearance of poultry meat and eggs at the national level. Production and value are given for each commodity at the provincial level.

#### *Per Issue*

Canada:	\$34.00
United States:	US\$41.00
Other Countries:	US\$48.00

### 23-203

**Livestock and animal products statistics.** Annual. First issue 1909/1919. Bilingual.

ISSN 0068-7154.

DDC 338.1/76/00971.

Quarterly provincial estimates of the numbers of pigs on farms and semi-annual estimates of the numbers of cattle and sheep on farms, by class are available in this publication. Tables provide a wide variety of information, including monthly slaughter, average prices, imports, exports, apparent per capita consumption, meat stocks and other animal products. Historical information is provided in most tables.

#### *Per Issue*

Canada:	\$56.00
United States:	US\$67.00
Other Countries:	US\$78.00

### 23-207

**Fur production.** Annual. First issue 1919/1920. Bilingual.

ISSN 0318-787X.

DDC 338.3/729/0971.

This publication contains the number and value of wildlife pelt production for Canada, the provinces, the Northwest Territories and the Yukon, on a fur year basis. Historical information on production and value is available for both wildlife and ranch raised pelts by type. This publication also provides number and value of imports and exports of raw furs.

#### *Per Issue*

Canada:	\$34.00
United States:	US\$41.00
Other Countries:	US\$48.00

### 23-208

**Report on fur farms.** Annual. First issue 1919. Bilingual.

ISSN 0318-7888.

DDC 338.1/7608844/0971.

This publication carries supply and disposition of fox and mink on fur farms, by province. Detailed information is carried on the number of mink and fox farms classified by number reported and by province. Number and value of mink pelts are published by colour, type and by province. Tables provide historical data on exports and imports of furs and fur bearing animals on a calendar year basis.



## PRIMARY INDUSTRIES

	<i>Per Issue</i>
Canada:	\$34.00
United States:	US\$41.00
Other Countries:	US\$48.00

### 23-211

**Production and value of honey and maple products.** Annual. First issue 1987. Last issue 1988. Bilingual. **Discontinued.**

ISSN 0835-6629.

DDC 338.1/7816/0971.

Describes the production and value of maple syrup and other maple products and reports the number of beekeepers and colonies, honey production and value in Canada and producing provinces. **Note:** For further information on data available after 1988 on honey, please contact: Ron Brezinski at (613) 951-0514 and for maple products, please contact: Les McCartney at (613) 951-3854.

	<i>Per Issue</i>
Canada:	\$11.00
United States:	US\$12.00
Other Countries:	US\$12.00

## FORESTRY

### 25-001

**Pulpwood and wood residue statistics.** Monthly. First issue 1958. Bilingual.

ISSN 0575-9536.

DDC 338.1/74983/0971.

Monthly and cumulative data on production, consumption and inventories of pulpwood, and wood residue for Canada and the provinces.

	<i>Per Issue</i>	<i>Per Year</i>
Canada:	\$6.10	\$61.00
United States:	US\$7.30	US\$73.00
Other Countries:	US\$8.50	US\$85.00

### 25-002

**Shipments of solid fuel burning heating products.** Quarterly. First issue, Mar. 1982. Bilingual.

ISSN 0713-6196.

DDC 338.4/769707/0971.

This publication provides detailed information on solid fuel burning heating products. It contains quarterly and year-to-date data on the number of units shipped and their value. The data are also disaggregated by type of product such as: heating stoves, cooking stoves, prefabricated fireplaces, furnaces and residential boilers (including "add-on" and combination).

	<i>Per Issue</i>	<i>Per Year</i>
Canada:	\$4.75	\$19.00
United States:	US\$5.75	US\$23.00
Other Countries:	US\$6.75	US\$27.00

### 25-201

**Logging industry.** Annual. First issue 1922. Bilingual.

ISSN 0701-645X.

Incorrect ISSN (0834-440X) printed in the publication.

DDC 338.1/74982/0971.

Covers SIC 0410: Logging industry. Principal statistics of the logging industry including number of establishments, number of employees, salaries and wages, cost of fuel and electricity, cost of materials, value of shipments and value added. Commodity detail by province on inputs and outputs. Included are estimates of total forest production, by products and by province. Includes data analysis, definitions and notes, bibliography, and list of establishments by province.

	<i>Per Issue</i>
Canada:	\$30.00
United States:	US\$36.00
Other Countries:	US\$42.00

### 25-202

**Canadian forestry statistics.** Annual. First issue 1959. Bilingual.

ISSN 0575-805X.

DDC 338.1/749/0971.

Presents data on forest land by type, by tenure; forest inventories of timber by species; forest fire statistics; estimates of primary forest production; principal statistics of the logging, wood, pulp, paper and allied industries; shipments and exports of principal commodities; imports of roundwood; capital and repair expenditures of the forest industries. Includes data analysis, definitions and bibliography.

	<i>Per Issue</i>
Canada:	\$27.00
United States:	US\$32.00
Other Countries:	US\$38.00

## MINING

### 26-006

**Crude petroleum and natural gas production.** Monthly. First issue, Aug. 1931. Bilingual.

ISSN 0702-6846.

DDC 338.2/728/0971.

Estimates the production and disposition of crude petroleum and natural gas, by province, monthly and cumulative.

	<i>Per Issue</i>	<i>Per Year</i>
Canada:	\$10.00	\$100.00
United States:	US\$12.00	US\$120.00
Other Countries:	US\$14.00	US\$140.00

### 26-201

**General review of the mineral industries, mines, quarries and oil wells.** Annual. First issue 1949. Bilingual.

ISSN 0575-8645.

DDC 338.2/0971.

Comprehensive final statistics of the mining industry, including production and value of minerals by kind, by province; historical tables of values by main groups; average prices of leading minerals; principal statistics by main group and by province. Includes explanatory notes and bibliography.

	<i>Per Issue</i>
Canada:	\$22.00
United States:	US\$26.00
Other Countries:	US\$31.00

### 26-202

**Canada's mineral production, preliminary estimates.** Annual. First issue 1924. Bilingual.

ISSN 0380-7797.

DDC 338.2/0971.

Covers early estimates (released on the first of January) of mineral production by class and by province; quantities and values.

	<i>Per Issue</i>
Canada:	\$22.00
United States:	US\$26.00
Other Countries:	US\$31.00

### 26-206

**Coal mines.** Annual. First issue 1917. Bilingual.

ISSN 0705-436X.

DDC 338.2/724/0971.

Covers SIC 063: Coal Mines. Presents data on the number of mines, employment, payroll, cost of fuel and electricity, production, disposition, exports and imports, and supply and demand of coal by province. Includes bibliography.

	<i>Per Issue</i>
Canada:	\$22.00
United States:	US\$26.00
Other Countries:	US\$31.00

## PRIMARY INDUSTRIES

### 26-213

**The crude petroleum and natural gas industry.** Annual. First issue 1926. Bilingual.

ISSN 0068-7103.

DDC 338.2/728/0971.

Covers SIC 071: Crude Petroleum and Natural Gas Industry. Presents data on the number of establishments, employment, payroll, production, disposition, exports and imports. Provides details on wage earners by sex, as well as statistics on reserves, drilling completions, exploration development and other geological and geophysical operations. Includes definitions, data analysis and bibliography.

*Per Issue*

Canada: \$26.00  
United States: US\$31.00  
Other Countries: US\$36.00

### 26-223

**Metal mines.** Annual. First issue 1978. Bilingual.

ISSN 0226-4595.

DDC 338.2/74/0971.

Covers SIC 061: Gold Mines; Uranium Mines; Iron Mines and Miscellaneous Metal Mines. Presents data on establishments; employment; payroll; materials, supplies and contract services; production and shipments. Includes lists of establishments showing employment size ranges; terms and definitions; and bibliography.

*Per Issue*

Canada: \$26.00  
United States: US\$31.00  
Other Countries: US\$36.00

### 26-224

**Non-metal mines.** Annual. First issue 1978. Bilingual.

ISSN 0226-4609.

DDC 338.2/7/0971.

Covers SIC 062: Non-Metal Mines; Asbestos Mines; Peat Industry; Gypsum Mines; Potash Mines; Salt Mines; Other Non-Metal Mines. Presents data on establishments, employment, payroll, materials and supplies used; production, shipments; drilling completed and tonnage of ore removed. Includes list of establishments, notes and definitions, and bibliography.

*Per Issue*

Canada: \$22.00  
United States: US\$26.00  
Other Countries: US\$31.00

### 26-225

**Quarries and sand pits.** Annual. First issue 1978. Bilingual.

ISSN 0226-4617.

DDC 338.2/75/0971.

Covers SIC 08: Quarries and Sand Pits; Stone Quarries; Sand and Gravel Pits. Presents data on establishments; employment; payroll; material, supplies, fuel and electricity used; production, shipments, and consumption. Includes list of establishments, definitions and bibliography.

*Per Issue*

Canada: \$22.00  
United States: US\$26.00  
Other Countries: US\$31.00



## MANUFACTURING

The Census of Manufactures consists of twenty industry group publications. Each of these industry group publications is comprised of a number of two-page bulletins which are released in advance of the annual summary release. The approximately 230 bulletins are identified by the general publication number and a Standard Industrial Classification number.

For example, 32-250B SIC 1011, *The Food Industry: Meat and meat products industry (except poultry)*.

The bulletins each contain three tables which provide principal operating statistics such as financial and employment data for each individual component of the industry group. These data are also aggregated for the industry group and published as a table in the group publication. In addition, the group publication contains commodity input and output data for the industry group. Users have the option of purchasing individual bulletins containing information about a specific industry or alternatively the information can be purchased as a complete set for the industry group. **Note:** All industry group bulletins have been discontinued.

Institutions assembling collections of Statistics Canada publications should note that each set of bulletins plus each industry group publication assembled together constitutes one publication and should be treated as such.

All publications from the Census of Manufactures end with either -250, -251 or -252.

## GENERAL SURVEYS

### 31-001

**Monthly survey of manufacturing.** Monthly. First issue, Feb. 1947. Bilingual. ISSN 0840-8238. DDC 338.4/767/0971.

This publication provides estimated values of manufacturers' shipments, inventories and orders by month, based on a sample of about 11,500 establishments. Data are presented by major groups and selected individual industries as defined by the 1980 Standard Industrial Classification as well as aggregates for durable, non-durable and total manufacturing. Principal series are shown with and without adjustment for seasonal variation. Unadjusted shipment totals by province and by major groups within provinces are also shown. These data are used to monitor the business cycle in the key manufactur-

ing sector of the economy; to evaluate and develop financial and industrial policy; and to provide market data at the detailed industry level.

	Per Issue	Per Year
Canada:	\$17.30	\$173.00
United States:	US\$20.80	US\$208.00
Other Countries:	US\$24.20	US\$242.00

### 31-003

**Capacity utilization rates in Canadian manufacturing.** Quarterly. First issue, 3rd quarter 1976. Bilingual. ISSN 0700-1517. DDC 338.4/567/0971.

This publication contains a series of quarterly statistical estimates of capacity utilization rates for the manufacturing sector in Canada. Capacity utilization measures, being a comparison of actual with capacity production, can facilitate the analysis of production, investment and prices. Capacity utilization rates are calculated for the Canadian manufacturing sector by major group, according to the 1980 Standard Industrial Classification, as well as for durable, non-durable and total manufacturing aggregates. The publication contains estimates of capacity utilization for the five most recent years; quarterly for the two most recent years and annual estimates for the other three years.

	Per Issue	Per Year
Canada:	\$11.00	\$44.00
United States:	US\$13.25	US\$53.00
Other Countries:	US\$15.50	US\$62.00

### 31-203

**Manufacturing industries of Canada, national and provincial areas.** Annual. First issue 1953. Bilingual. ISSN 0382-4144. DDC 338.4/767/0971.

This publication presents a set of principal statistics (including value of shipments, value of materials used, employment and compensation, etc.) by industry and industry group for Canada and the provinces. Also included are tables giving historical data, size ranking order lists and establishment counts by employment size. Tables showing statistics by type of organization and size of establishment have been included for the most recent year, starting with the 1977 issue. For the year 1987, data will be shown under an abbreviated format.

	Per Issue
Canada:	\$61.00
United States:	US\$73.00
Other Countries:	US\$85.00

### 31-209

**Manufacturing industries of Canada, sub-provincial areas.** Annual. First issue 1949. Bilingual. ISSN 0382-4012. DDC 338.4/767/0971.

This publication presents principal statistics for economic regions, census divisions (counties), census metropolitan areas, census agglomerations and municipalities. Industry detail is presented by industry group, and in some cases by individual industry, for all but the smaller municipalities. Employment data for separately located head offices, sales offices and other ancillary units is shown by census division, census metropolitan area, census agglomeration and municipality, along with a count of manufacturing establishments by employment size strata for individual municipalities.

	Per Issue
Canada:	\$61.00
United States:	US\$73.00
Other Countries:	US\$85.00

### 31-211

**Products shipped by Canadian manufacturers.** Annual. First issue 1961. Bilingual. ISSN 0575-9455. DDC 380.1/4567/0971.

This publication presents value and quantity of products shipped by manufacturers, classified by commodity according to the Industrial Commodity Classification (ICC), for Canada and the provinces. **Note:** This publication will not be produced for 1987. It is planned to resume publication with the 1988 issue.

	Per Issue
Canada:	\$60.00
United States:	US\$72.00
Other Countries:	US\$84.00

### 31-212

**Consumption of containers and other packaging supplies by the manufacturing industries.** Annual. First issue 1966. Bilingual. (Annual census of manufactures). ISSN 0576-0186. DDC 381.4/56888/0971.

Contains consumption data of the manufacturing industries on containers by industry, as well as a detailed breakdown of this consumption.

	Per Issue
Canada:	\$26.00
United States:	US\$31.00
Other Countries:	US\$36.00

## MANUFACTURING

### 31-401

**Domestic and foreign control of manufacturing, mining and logging establishments in Canada.** Biennial. First issue 1969/1970. Bilingual.  
ISSN 0708-4269.  
DDC 338.8/8871.

Establishment data by country of control, e.g. Canada, United States and other foreign countries, from returns of Census of Manufactures and, beginning with the 1974 issue, Censuses of Mines and Logging. Various levels of disaggregation industrially and geographically.

Price: Out of Print

### 31-401P

**Domestic and foreign control of manufacturing, mining and logging establishments in Canada.** Biennial. First issue 1981. Bilingual.  
ISSN 0829-8602.  
DDC 338.8/8871.

Contains selected statistics for the latest available year for most tables.

Price: Out of Print

### 31-402

**Industrial organization and concentration in the manufacturing, mining, and logging industries.** Biennial. First issue 1970. Bilingual.

ISSN 0318-8795.

DDC 338.8/0971.

Industrial concentration measures for even-numbered years beginning in 1968, with some 1965 measures also. Special compilations for enterprises classified entirely to their principal industry.

Per Issue

Canada:	\$44.00
United States:	US\$46.00
Other Countries:	US\$46.00

### 31-402P

**Industrial organization and concentration in the manufacturing, mining and logging industries.** Biennial. First issue 1982. Bilingual.

ISSN 0829-8610.

DDC 338.8/0971.

Contains industry concentration measures for the latest available year.

Price: Out of Print

### 31-530

**Destination of shipments of manufacturers.** Irregular. First issue 1979. Bilingual.

ISSN 0838-0988.

DDC 380.1/0971.

Presents values of shipments of Canadian manufacturing establishments by province of origin and of destination, and gives an "outside Canada" destination. Industry detail includes: all manufacturing, major groups (2 digit S.I.C.) and industry (4 digit S.I.C.) classified according to the 1980 Standard Industrial Classification. The data source is the Census of Manufactures. The previous edition was 1979 and next edition will be 1989, available about mid 1992.

Per Issue

Canada:	\$44.00
United States:	US\$46.00
Other Countries:	US\$46.00

## FOODS, BEVERAGES AND TOBACCO

### 32-001

**Monthly production of soft drinks.** Monthly. First issue, Mar. 1954. Bilingual.

ISSN 0527-575X.

DDC 338.4/766362/0971.

Production data for month and cumulative period together with comparisons with earlier periods.

Per Issue Per Year

Canada:	\$2.70	\$27.00
United States:	US\$3.20	US\$32.00
Other Countries:	US\$3.80	US\$38.00

### 32-004

**Shipments of animal and poultry feeds.** Semi-annual. First issue, Jan. 1948. Bilingual.

ISSN 0227-1737.

DDC 381.4566476/0971.

Volume of shipments of selected animal and poultry feeds by province of origin. Includes a list of reporting establishments.

Per Issue Per Year

Canada:	\$7.00	\$14.00
United States:	US\$8.50	US\$17.00
Other Countries:	US\$10.00	US\$20.00

### 32-006

**Oils and fats.** Monthly. First issue, Jan./June 1950. Bilingual.

ISSN 0527-5911.

DDC 338.4/76643/0971.

Domestic purchases and production of deodorized oils; manufacturers' sales of deodorized oils by type, packaged margarine, shortening and salad oils; oilseed crushings; production and stocks of vegetable oils meal. Includes explanatory notes.

Per Issue Per Year

Canada:	\$5.00	\$50.00
United States:	US\$6.00	US\$60.00
Other Countries:	US\$7.00	US\$70.00

### 32-011

**Canned and frozen fruits and vegetables.** Monthly. First issue, Apr. 1934. Bilingual.

ISSN 0702-6528.

DDC 338.4/76648/00971.

Pack in terms of total cases, and stocks by container size, of selected (canned) fruits and vegetables by major geographic area. Pack of selected frozen fruits and vegetables.

Per Issue Per Year

Canada:	\$5.00	\$50.00
United States:	US\$6.00	US\$60.00
Other Countries:	US\$7.00	US\$70.00

### 32-013

**The sugar situation.** Monthly. First issue, July 1920. Bilingual.

ISSN 0380-8378.

DDC 338.4/766412/0971.

Acquisitions, stocks, production and shipments of raw cane sugar and refined cane and beet sugar. Detailed shipments of sugar by type and package size.

Per Issue Per Year

Canada:	\$5.00	\$50.00
United States:	US\$6.00	US\$60.00
Other Countries:	US\$7.00	US\$70.00

### 32-022

**Production and disposition of tobacco products.** Monthly. First issue, Jan. 1972. Bilingual.

ISSN 0708-336X.

DDC 338.4/76797/0971.

Monthly and cumulative production, sales and inventory of cigarettes, cigars and cut tobacco.

Per Issue Per Year

Canada:	\$5.00	\$50.00
United States:	US\$6.00	US\$60.00
Other Countries:	US\$7.00	US\$70.00

### 32-023

**Fruit and vegetable preservation.** Irregular. First issue, Jan. 1972. Bilingual.

ISSN 0380-5042.



## MANUFACTURING

DDC 338.4/76648/00971.

Annual seasonal pack of selected individual canned and frozen fruits and vegetables, by major region, by container size at the Canada level. Fresh acquisition of fruits used in processing.

	<i>Per Issue</i>	<i>Per Year</i>
Canada:	\$7.80	\$127.00
United States:	US\$9.30	US\$152.00
Other Countries:	US\$10.90	US\$178.00

### 32-024

**Production and inventories of process cheese and instant skim milk powder.** Monthly. First issue, Jan. 1972. Bilingual. ISSN 0705-551X.

DDC 338.1/7733/0971.

Monthly and cumulative production and inventory of packaged instant skim milk powder and process cheese with previous year's comparative data.

	<i>Per Issue</i>	<i>Per Year</i>
Canada:	\$5.00	\$50.00
United States:	US\$6.00	US\$60.00
Other Countries:	US\$7.00	US\$70.00

### 32-025

**Production and stocks of tea, coffee and cocoa.** Quarterly. First issue, Mar. 1979. Bilingual. ISSN 0709-2768.

DDC 338.4/76639/0971.

Production and stocks of tea and coffee. Stocks and grindings of cocoa beans. Includes sources and methods, and lists of reporting firms and their plant locations.

	<i>Per Issue</i>	<i>Per Year</i>
Canada:	\$6.75	\$27.00
United States:	US\$8.00	US\$32.00
Other Countries:	US\$9.50	US\$38.00

### 32-026

**Production of selected biscuits.** Quarterly. First issue, Mar. 1979. Bilingual. ISSN 0227-1761.

DDC 338.4/7664752/0971.

Production of selected biscuits. Includes survey coverage, and a list of reporting firms and their plant locations.

	<i>Per Issue</i>	<i>Per Year</i>
Canada:	\$6.75	\$27.00
United States:	US\$8.00	US\$32.00
Other Countries:	US\$9.50	US\$38.00

† Please see page 19 for a general abstract.

### 32-217

**Stocks of food commodities in cold storage and other warehouses.** Annual. First issue 1926. Bilingual.

ISSN 0527-6268.

DDC 338.4/7664/00971.

This publication provides summary data on stocks of dairy products, poultry and red meats for Canada and the provinces (except Newfoundland).

	<i>Per Issue</i>
Canada:	\$34.00
United States:	US\$41.00
Other Countries:	US\$48.00

### 32-229

**Apparent per capita food consumption in Canada, part I.** Annual. First issue 1979. Bilingual.

ISSN 0226-823X.

DDC 339.4/8664/00971.

This publication contains supply, disposition and per capita disappearance data for the following food groups: cereals, sugars and syrups, pulses and nuts, beverages, dairy products and by-products, poultry, eggs and meats. Per capita disappearance is available on both a retail weight and fresh equivalent basis per day and per year. The 1988 issue also contains a supplement which details the revised methodology for calculating red meat disappearance. Pork per capita consumption is now available on a retail weight basis from 1960 to 1988. In addition, revised estimates of the meat equivalent of animal output for 1981 to 1988 are included.

	<i>Per Issue</i>
Canada:	\$27.00
United States:	US\$32.00
Other Countries:	US\$38.00

### 32-230

**Apparent per capita food consumption in Canada, part II.** Annual. First issue 1979. Bilingual.

ISSN 0226-8248.

DDC 339.4/8664/00971.

This publication contains supply, disposition and per capita disappearance data for the following food groups: oils and fats, fruits, vegetables, potatoes and fish. Per capita disappearance is available on both a retail weight and fresh equivalent basis per day and per year.

	<i>Per Issue</i>
Canada:	\$27.00
United States:	US\$32.00
Other Countries:	US\$38.00

### 32-250

**Food industries.** Annual. First issue 1985. Bilingual. (Annual census of manufactures).†

ISSN 0835-0000.

DDC 338.4/7664/00971.

	<i>Per Issue</i>
Canada:	\$35.00
United States:	US\$42.00
Other Countries:	US\$49.00

### 32-250B Discontinued

- 1011 - Meat and meat products industry (except poultry)
- 1012 - Poultry products industry
- 1021 - Fish products industry
- 1031 - Canned and preserved fruit and vegetable industry
- 1032 - Frozen fruit and vegetable industry
- 1041 - Fluid milk industry
- 1049 - Other dairy products industries
- 1051 - Cereal grain flour industry
- 1052 - Prepared flour mixes and prepared cereal foods industry
- 1053 - Feed industry
- 1061 - Vegetable oil mills (except corn oil)
- 1071 - Biscuit industry
- 1072 - Bread and other bakery products industry
- 1081 - Cane and beet sugar industry
- 1082 - Chewing gum industry
- 1083 - Sugar and chocolate confectionery industry
- 1091 - Tea and coffee industry
- 1092 - Dry pasta products industry
- 1093 - Potato chip, pretzel and popcorn industry
- 1098 - Other food products industries (includes malt and malt flour industry)

	<i>Bulletin</i>	<i>Series</i>
Canada:	\$4.00	\$64.00
United States:	US\$5.00	US\$80.00
Other Countries:	US\$5.00	US\$80.00

### 32-251

**Beverage and tobacco products industries.** Annual. First issue 1985. Bilingual. (Annual census of manufactures).†

ISSN 0835-0019.

DDC 338.4/7663/0971.

	<i>Per Issue</i>
Canada:	\$35.00
United States:	US\$42.00
Other Countries:	US\$49.00

### 32-251B Discontinued

- 1111 - Soft drink industry
- 1121 - Distillery products industry
- 1131 - Brewery products industry
- 1141 - Wine industry
- 1211 - Leaf tobacco industry
- 1221 - Tobacco products industry

## MANUFACTURING

	Bulletin	Series
Canada:	\$4.00	\$19.00
United States:	US\$5.00	US\$24.00
Other Countries:	US\$5.00	US\$24.00

### 32-509E

**Apparent per capita food consumption in Canada : reference manual for catalogue 32-229 and 32-230 /** Statistics Canada, Agriculture Division, Horticultural Crops Unit. 79 p. 28 cm. 1987. E. and F.

ISBN 0-660-12602-8.

DDC 339.4/8664/00971.

This methodology paper outlines the data sources and methods pertaining to the calculation of domestic disappearance of food in Canada. It relates specifically to the following food groups: cereals; sugars and syrups; pulses and nuts; beverages; dairy products and by-products; meats; oils and fats; fruits and vegetables; poultry and eggs; fish.

	Per Issue
Canada:	\$25.00
United States:	US\$26.00
Other Countries:	US\$26.00

## LEATHER AND RUBBER PRODUCTS

### 33-002

**Footwear statistics.** Monthly. First issue, Jan. 1926. Bilingual.

ISSN 0380-707X.

DDC 338.4/768531/00971.

Production of footwear in Canada, by type of footwear.

	Per Issue	Per Year
Canada:	\$5.00	\$50.00
United States:	US\$6.00	US\$60.00
Other Countries:	US\$7.00	US\$70.00

### 33-250

**Rubber and plastic products industries.** Annual. First issue 1985. Bilingual. (Annual census of manufactures).†

ISSN 0835-0027.

DDC 338.4/76783/0971.

	Per Issue
Canada:	\$35.00
United States:	US\$42.00
Other Countries:	US\$49.00

† Please see page 19 for a general abstract.

### 33-250B Discontinued

- 1521 - Rubber hose and belting industry
- 1598 - Other rubber products industries (including tire and tube industry)
- 1611 - Foamed and expanded plastic products industry
- 1621 - Plastic pipe and pipe fittings industry
- 1631 - Plastic film and sheeting industry
- 1691 - Plastic bag industry
- 1699 - Other plastic products industries

	Bulletin	Series
Canada:	\$4.00	\$22.00
United States:	US\$5.00	US\$28.00
Other Countries:	US\$5.00	US\$28.00

### 33-251

**Leather and allied products industries.** Annual. First issue 1985. Bilingual. (Annual census of manufactures).†

ISSN 0828-9859.

DDC 338.4/7685/0971.

	Per Issue
Canada:	\$35.00
United States:	US\$42.00
Other Countries:	US\$49.00

### 33-251B Discontinued

- 1711 - Leather tanneries
- 1712 - Footwear industry
- 1713 - Luggage, purse and handbag industry
- 1719 - Other leather and allied products industries

	Bulletin	Series
Canada:	\$4.00	\$13.00
United States:	US\$5.00	US\$16.00
Other Countries:	US\$5.00	US\$16.00

## TEXTILES AND APPAREL

### 34-250

**Primary textile industries.** Annual. First issue 1985. Bilingual. (Annual census of manufactures).†

ISSN 0835-0043.

DDC 338.4/7677/00971.

	Per Issue
Canada:	\$35.00
United States:	US\$42.00
Other Countries:	US\$49.00

### 34-250B Discontinued

- 1811 - Man-made fibre and filament yarn industry
- 1821 - Wool yarn and woven cloth industry
- 1829 - Other spun yarn and woven cloth industries
- 1831 - Broad knitted fabric industry

	Bulletin	Series
Canada:	\$4.00	\$13.00
United States:	US\$5.00	US\$16.00
Other Countries:	US\$5.00	US\$16.00

### 34-251

**Textile products industries.** Annual. First issue 1985. Bilingual. (Annual census of manufactures).†

ISSN 0319-891X.

Incorrect ISSN (0835-0051) printed in some issues of 34-251B.

DDC 338.4/7677/00971.

	Per Issue
Canada:	\$35.00
United States:	US\$42.00
Other Countries:	US\$49.00

### 34-251B Discontinued

- 1911 - Natural fibres processing and felt products industry
- 1921 - Carpet, mat and rug industry
- 1931 - Canvas and related products industry
- 1991 - Narrow fabric industry
- 1992 - Contract textile dyeing and finishing industry
- 1993 - Household products of textile materials industry
- 1994 - Hygiene products of textile materials industry
- 1998 - Other textile products industries (including tire cord fabric industry)

	Bulletin	Series
Canada:	\$4.00	\$26.00
United States:	US\$5.00	US\$32.00
Other Countries:	US\$5.00	US\$32.00

### 34-252

**Clothing industries.** Annual. First issue 1985. Bilingual. (Annual census of manufactures).†

ISSN 0835-006X.

DDC 338.4/7687/0971.

	Per Issue
Canada:	\$35.00
United States:	US\$42.00
Other Countries:	US\$49.00

### 34-252B Discontinued

- 2431 - Men's and boys' coat industry
- 2432 - Men's and boys' suit and jacket industry
- 2433 - Men's and boys' pants industry
- 2434 - Men's and boys' shirt and underwear industry
- 2435 - Men's and boys' clothing contractors
- 2441 - Women's coat and jacket industry
- 2442 - Women's sportswear industry
- 2443 - Women's dress industry
- 2444 - Women's blouse and shirt industry



## MANUFACTURING

- 2445 - Women's clothing contractors  
 2451 - Children's clothing industry  
 2491 - Sweater industry  
 2492 - Occupational clothing industry  
 2493 - Glove industry  
 2494 - Hosiery industry  
 2495 - Fur goods industry  
 2496 - Foundation garment industry  
 2499 - Other clothing and apparel industries

	Bulletin	Series
Canada:	\$4.00	\$58.00
United States:	US\$5.00	US\$72.00
Other Countries:	US\$5.00	US\$72.00

### WOOD AND FURNITURE PRODUCTS

#### 35-001

**Construction type plywood.** Monthly. First issue, Jan./Mar. 1953. Bilingual. ISSN 0708-6229. DDC 338.4/7674834/0971.

Presents data on production, domestic and export shipments and stocks of construction-type plywood; monthly and cumulative.

	Per Issue	Per Year
Canada:	\$5.00	\$50.00
United States:	US\$6.00	US\$60.00
Other Countries:	US\$7.00	US\$70.00

#### 35-002

**Production, shipments and stocks on hand of sawmills east of the Rockies (excluding Newfoundland and Prince Edward Island).** Monthly. First issue, Jan. 1946. Bilingual. ISSN 0380-464X. DDC 338.4/76742/0971.

Production, shipments and stocks of sawn lumber by kinds of wood, of sawmills east of the Rockies, with provincial totals.

	Per Issue	Per Year
Canada:	\$10.00	\$100.00
United States:	US\$12.00	US\$120.00
Other Countries:	US\$14.00	US\$140.00

#### 35-003

**Production, shipments and stocks on hand of sawmills in British Columbia.** Monthly. First issue, Jan. 1947. Bilingual. ISSN 0318-7942. DDC 338.4/76742/09711.

† Please see page 19 for a general abstract.

Production, shipments and stocks on hand of sawn lumber by kinds of wood, of sawmills in British Columbia.

	Per Issue	Per Year
Canada:	\$7.10	\$71.00
United States:	US\$8.50	US\$85.00
Other Countries:	US\$9.90	US\$99.00

#### 35-006

**Quarterly shipments of office furniture products.** Quarterly. First issue, Mar. 1972. Bilingual. ISSN 0701-7898. DDC 380.1/456841/00971.

This publication provides detailed information on office furniture products. It contains quarterly and year-to-date data for the current and previous year on shipments of office furniture products and their destination. The data are also disaggregated by selected wooden and metal furniture products including such commodities as: upholstered chairs, swivel seats, complete systems, systems components and furniture panels, desks, vertical and lateral filing equipment and screens.

	Per Issue	Per Year
Canada:	\$6.75	\$27.00
United States:	US\$8.00	US\$32.00
Other Countries:	US\$9.50	US\$38.00

#### 35-250

**Wood industries.** Annual. First issue 1985. Bilingual. (Annual census of manufactures).† ISSN 0835-0078. DDC 338.4/76748/0971.

	Per Issue
Canada:	\$49.00
United States:	US\$59.00
Other Countries:	US\$69.00

#### 35-250B Discontinued

- 2511 - Shingle and shake industry
- 2512 - Sawmill and planing mill products industry (except shingles and shakes)
- 2520 - Veneer and plywood industries
- 2541 - Prefabricated wooden buildings industry
- 2542 - Wooden kitchen cabinet and bathroom vanity industry
- 2543 - Wooden door and window industry
- 2549 - Other millwork industries
- 2561 - Wooden box and pallet industry
- 2581 - Coffin and casket industry
- 2591 - Wood preservation industry
- 2592 - Particle board industry
- 2593 - Wafer board industry
- 2599 - Other wood industries

	Bulletin	Series
Canada:	\$4.00	\$42.00
United States:	US\$5.00	US\$52.00
Other Countries:	US\$5.00	US\$52.00

#### 35-251

**Furniture and fixture industries.** Annual. First issue 1985. Bilingual. (Annual census of manufactures).† ISSN 0828-9891. Incorrect ISSN (0835-0086) printed in 35-251B. DDC 338.4/76841/00971.

	Per Issue
Canada:	\$35.00
United States:	US\$42.00
Other Countries:	US\$49.00

#### 35-251B Discontinued

- 2611 - Wooden household furniture industry
- 2612 - Upholstered household furniture industry
- 2619 - Other household furniture industries
- 2641 - Metal office furniture industry
- 2649 - Other office furniture industries
- 2691 - Bed spring and mattress industry
- 2692 - Hotel, restaurant and institutional furniture and fixture industry
- 2699 - Other furniture and fixture industries

	Bulletin	Series
Canada:	\$4.00	\$26.00
United States:	US\$5.00	US\$32.00
Other Countries:	US\$5.00	US\$32.00

### PAPER PRODUCTS AND PRINTING

#### 36-002

**Rigid insulating board.** Monthly. First issue, Jan. 1933. Bilingual. ISSN 0829-8653. Incorrect ISSN (0318-7934) printed in the publication. DDC 338.4/767483/0971.

Production, domestic and export shipments of building board, asphalted sheathing board, and roof insulating board.

	Per Issue	Per Year
Canada:	\$5.00	\$50.00
United States:	US\$6.00	US\$60.00
Other Countries:	US\$7.00	US\$70.00

## MANUFACTURING

### 36-003

**Particleboard, waferboard and fibreboard.** Monthly. First issue, July 1965. Bilingual.

ISSN 0714-1629.

DDC 338.4/7674836/0971.

The publication shows the production, domestic and export shipments of particleboard, waferboard and fibreboard in monthly and cumulative totals.

	<i>Per Issue</i>	<i>Per Year</i>
Canada:	\$5.00	\$50.00
United States:	US\$6.00	US\$60.00
Other Countries:	US\$7.00	US\$70.00

### 36-004

**Corrugated boxes and wrappers.** Monthly. First issue, Sept. 1975. Bilingual.

ISSN 0380-7037.

DDC 338.4/76763/0971.

Manufacturers' shipments of corrugated boxes and wrappers by regions; monthly and cumulative.

	<i>Per Issue</i>	<i>Per Year</i>
Canada:	\$5.00	\$50.00
United States:	US\$6.00	US\$60.00
Other Countries:	US\$7.00	US\$70.00

### 36-250

**Paper and allied products industries.** Annual. First issue 1985. Bilingual. (Annual census of manufactures).†

ISSN 0835-0094.

DDC 338.4/76762/0971.

	<i>Per Issue</i>
Canada:	\$35.00
United States:	US\$42.00
Other Countries:	US\$49.00

### 36-250B Discontinued

- 2711 - Pulp industry
- 2712 - Newsprint industry
- 2713 - Paperboard industry
- 2714 - Building board industry
- 2719 - Other paper industries
- 2721 - Asphalt roofing industry
- 2731 - Folding carton and set-up box industry
- 2732 - Corrugated box industry
- 2733 - Paper bag industry
- 2791 - Coated and treated paper industry
- 2792 - Stationery paper products industry
- 2793 - Paper consumer products industry
- 2799 - Other converted paper products industries

† Please see page 19 for a general abstract.

	<i>Bulletin</i>	<i>Series</i>
Canada:	\$4.00	\$42.00
United States:	US\$5.00	US\$52.00
Other Countries:	US\$5.00	US\$52.00

### 36-251

**Printing, publishing and allied industries.** Annual. First issue 1985. Bilingual. (Annual census of manufactures).†

ISSN 0575-9412.

Incorrect ISSN (0835-0108) printed in 36-251B.

DDC 338.4/70705/0971.

	<i>Per Issue</i>
Canada:	\$35.00
United States:	US\$42.00
Other Countries:	US\$49.00

### 36-251B Discontinued

- 2811 - Business forms printing industry
- 2819 - Other commercial printing industries
- 2821 - Platemaking, typesetting and bindery industry
- 2831 - Book publishing industry
- 2839 - Other publishing industries
- 2841 - Newspaper, magazine and periodical (combined publishing and printing) industry
- 2849 - Other combined publishing and printing industries

	<i>Bulletin</i>	<i>Series</i>
Canada:	\$4.00	\$22.00
United States:	US\$5.00	US\$28.00
Other Countries:	US\$5.00	US\$28.00

## PRIMARY METALS (MANUFACTURED) AND FABRICATED METAL PRODUCTS

### 41-001

**Primary iron and steel.** Monthly. First issue, Jan./Feb. 1946. Bilingual.

ISSN 0380-7851.

DDC 338.4/7672/0971.

This publication provides current data on the Canadian iron and steel industry. It includes monthly production and shipment statistics in metric tons for pig iron, steel primary forms and steel castings at the Canada level. It also includes monthly shipment data in metric tons on rolled steel products broken down by product and consuming industry, again at the Canada level.

	<i>Per Issue</i>	<i>Per Year</i>
Canada:	\$5.00	\$50.00
United States:	US\$6.00	US\$60.00
Other Countries:	US\$7.00	US\$70.00

### 41-006

**Steel wire and specified wire products.** Monthly. First issue, Apr. 1949. Bilingual.

ISSN 0380-0822.

DDC 338.4/7672/0971.

Production and shipments of steel wire, fabricated wire products, and nails, tacks and staples.

	<i>Per Issue</i>	<i>Per Year</i>
Canada:	\$5.00	\$50.00
United States:	US\$6.00	US\$60.00
Other Countries:	US\$7.00	US\$70.00

### 41-011

**Production and shipments of steel pipe and tubing.** Monthly. First issue, Jan. 1977. Bilingual.

ISSN 0835-5797.

DDC 338.4/7672/0971.

This publication provides current data on the Canadian steel pipe and tube industry. It includes monthly shipments and production statistics in metric tons broken down by type of pipe produced. It also separates shipments into those for own use, for the domestic or export markets.

	<i>Per Issue</i>	<i>Per Year</i>
Canada:	\$5.00	\$50.00
United States:	US\$6.00	US\$60.00
Other Countries:	US\$7.00	US\$70.00

### 41-250

**Primary metal industries.** Annual. First issue 1985. Bilingual. (Annual census of manufactures).†

ISSN 0835-0116.

DDC 338.4/7672/0971.

	<i>Per Issue</i>
Canada:	\$35.00
United States:	US\$42.00
Other Countries:	US\$49.00

### 41-250B Discontinued

- 2910 - Primary steel industries
- 2921 - Steel pipe and tube industry
- 2941 - Iron foundries
- 2950 - Non-ferrous metal smelting and refining industries
- 2961 - Aluminum rolling, casting and extruding industry
- 2971 - Copper and copper alloy rolling, casting and extruding industry
- 2999 - Other rolled, cast and extruded non-ferrous metal products industries

	<i>Bulletin</i>	<i>Series</i>
Canada:	\$4.00	\$22.00
United States:	US\$5.00	US\$28.00
Other Countries:	US\$5.00	US\$28.00



## MANUFACTURING

### 41-251

#### Fabricated metal products industries.

Annual. First issue 1985. Bilingual. (Annual census of manufactures).†

ISSN 0835-0124.

DDC 338.4/7671/0971.

	<i>Per Issue</i>
Canada:	\$35.00
United States:	US\$42.00
Other Countries:	US\$49.00

#### 41-251B Discontinued

- 3011 - Power boiler and heat exchanger industry
- 3021 - Metal tanks (heavy gauge) industry
- 3022 - Plate work industry
- 3023 - Pre-engineered metal buildings industry (except portable)
- 3029 - Other fabricated structural metal products industries
- 3031 - Metal door and window industry
- 3032 - Prefabricated portable metal buildings industry
- 3039 - Other ornamental and architectural metal products industries
- 3041 - Custom coating of metal products industry
- 3042 - Metal closure and container industry
- 3049 - Other stamped and pressed metal products industries
- 3052 - Wire and wire rope industry
- 3053 - Industrial fastener industry
- 3058 - Other wire products, upholstery and coil spring industries
- 3061 - Basic hardware industry
- 3062 - Metal dies, moulds and patterns industry
- 3063 - Hand tool and implement industry
- 3069 - Other hardware and cutlery industries
- 3071 - Heating equipment industry
- 3081 - Machine shop industry
- 3091 - Metal plumbing fixtures and fittings industry
- 3092 - Metal valve industry
- 3099 - Other metal fabricating industries

	<i>Bulletin</i>	<i>Series</i>
Canada:	\$4.00	\$74.00
United States:	US\$5.00	US\$92.00
Other Countries:	US\$5.00	US\$92.00

† Please see page 19 for a general abstract.

## MACHINERY AND TRANSPORTATION EQUIPMENT

### 42-250

#### Machinery industries, except electrical machinery.

Annual. First issue 1985. Bilingual. (Annual census of manufactures).†

ISSN 0835-0132.

DDC 338.4/76218/0971.

	<i>Per Issue</i>
Canada:	\$35.00
United States:	US\$42.00
Other Countries:	US\$49.00

#### 42-250B Discontinued

- 3111 - Agricultural implement industry
- 3121 - Commercial refrigeration and air conditioning equipment industry
- 3191 - Compressor, pump and industrial fan industry
- 3192 - Construction and mining machinery and materials handling equipment industry
- 3193 - Sawmill and woodworking machinery industry
- 3194 - Turbine and mechanical power transmission equipment industry
- 3199 - Other machinery and equipment industries

	<i>Bulletin</i>	<i>Series</i>
Canada:	\$4.00	\$22.00
United States:	US\$5.00	US\$28.00
Other Countries:	US\$5.00	US\$28.00

### 42-251

#### Transportation equipment industries.

Annual. First issue 1985. Bilingual. (Annual census of manufactures).†

ISSN 0835-0140.

DDC 338.4/7629046/0971.

	<i>Per Issue</i>
Canada:	\$35.00
United States:	US\$42.00
Other Countries:	US\$49.00

#### 42-251B Discontinued

- 3211 - Aircraft and aircraft parts industry
- 3231 - Motor vehicle industry
- 3241 - Truck and bus body industry
- 3242 - Commercial trailer industry
- 3243 - Non-commercial trailer industry
- 3244 - Mobile home industry
- 3251 - Motor vehicle engine and engine parts industry
- 3252 - Motor vehicle wiring assemblies industry
- 3253 - Motor vehicle stampings industry
- 3254 - Motor vehicle steering and suspension parts industry
- 3255 - Motor vehicle wheel and brake industry

- 3256 - Plastic parts and accessories for motor vehicles industry
- 3257 - Motor vehicle fabric accessories industry
- 3259 - Other motor vehicle accessories, parts and assemblies industries
- 3261 - Railroad rolling stock industry
- 3271 - Shipbuilding and repair industry
- 3281 - Boatbuilding and repair industry
- 3299 - Other transportation equipment industries

	<i>Bulletin</i>	<i>Series</i>
Canada:	\$4.00	\$58.00
United States:	US\$5.00	US\$72.00
Other Countries:	US\$5.00	US\$72.00

## ELECTRICAL EQUIPMENT

### 43-003

#### Specified domestic electrical appliances.

Monthly. First issue, Jan. 1958. Bilingual. (Annual census of manufactures).†

ISSN 0410-5907.

DDC 338.4/768383/0971.

This monthly publication contains production and factory shipments data for specified domestic electrical appliances manufactured in Canada. It includes the number of units produced and shipped during the month with a cumulative total for the year for kitchen appliances, household vacuum cleaners and home comfort products.

	<i>Per Issue</i>	<i>Per Year</i>
Canada:	\$5.00	\$50.00
United States:	US\$6.00	US\$60.00
Other Countries:	US\$7.00	US\$70.00

### 43-005

#### Factory sales of electric storage batteries.

Monthly. First issue, Jan. 1935. Bilingual.

ISSN 0380-7061.

DDC 338.4/76292542/0971.

This publication contains data on Canadian factory sales of lead-acid and alkaline storage batteries. It includes the number of units sold and their factory selling value each month along with a cumulative total for the year.

	<i>Per Issue</i>	<i>Per Year</i>
Canada:	\$5.00	\$50.00
United States:	US\$6.00	US\$60.00
Other Countries:	US\$7.00	US\$70.00

## MANUFACTURING

43-009

**Electric lamps, light bulbs and tubes.** Monthly. First issue, Jan. 1978. Bilingual.

ISSN 0828-1777.

DDC 338.4/7621322/0971.

This publication contains data on manufacturers' sales (including imports) of electric lamps, light bulbs and tubes. It includes the number of units sold and the dollar value (factory billing price) of factory sales, by province each month along with the cumulative total for the year.

	Per Issue	Per Year
Canada:	\$5.00	\$50.00
United States:	US\$6.00	US\$60.00
Other Countries:	US\$7.00	US\$70.00

43-010

**Production, sales and stocks of major appliances.** Monthly. First issue, Apr. 1984. Bilingual.

ISSN 0825-1339.

DDC 338.4/768388/0971.

This publication contains data concerning the production, sales and stocks of major appliances. It includes the number of Canadian made units for the current month along with cumulative totals for the year. The manufacturers' sales are broken down by province.

	Per Issue	Per Year
Canada:	\$5.00	\$50.00
United States:	US\$6.00	US\$60.00
Other Countries:	US\$7.00	US\$70.00

43-250

**Electrical and electronic products industries.** Annual. First issue 1985. Bilingual. (Annual census of manufactures).†

ISSN 0835-0159.

DDC 338.4/76213/0971.

	Per Issue
Canada:	\$35.00
United States:	US\$42.00
Other Countries:	US\$49.00

### 43-250B Discontinued

- 3311 - Small electrical appliance industry
- 3321 - Major appliance industry (electric and non-electric)
- 3331 - Lighting fixture industry
- 3332 - Electric lamp and shade industry (except bulb and tube)
- 3333 - Electric lamp (bulb and tube industry)

† Please see page 19 for a general abstract.

- 3341 - Record player, radio and television receiver industry
- 3351 - Telecommunications equipment industry
- 3352 - Electronic parts and components industry
- 3359 - Other communication and electronic equipment industries
- 3361 - Electronic computing and peripheral equipment industry
- 3368 - Office, store and business machine industries (electronic and other)
- 3371 - Electrical transformer industry
- 3372 - Electrical switchgear and protective equipment industry
- 3379 - Other electrical industrial equipment industries
- 3381 - Communications and energy wire and cable industry
- 3391 - Battery industry
- 3392 - Non-current carrying wiring devices industry
- 3399 - Other electrical products industries

	Bulletin	Series
Canada:	\$4.00	\$58.00
United States:	US\$5.00	US\$72.00
Other Countries:	US\$5.00	US\$72.00

## NON-METALLIC MINERAL PRODUCTS

44-001

**Cement.** Monthly. First issue, Aug. 1931. Bilingual.

ISSN 0380-6898.

DDC 338.4/7620135/0971.

Products, shipments, domestic and export sales, and stocks on hand of cement, monthly and cumulative. Distribution of sales by region and type, monthly and cumulative.

	Per Issue	Per Year
Canada:	\$5.00	\$50.00
United States:	US\$6.00	US\$60.00
Other Countries:	US\$7.00	US\$70.00

44-003

**Gypsum products.** Monthly. First issue, Aug. 1931. Bilingual.

ISSN 0380-7223.

DDC 338.4/76223635/0971.

Production, factory shipments and stocks of gypsum products, monthly and cumulative.

	Per Issue	Per Year
Canada:	\$5.00	\$50.00
United States:	US\$6.00	US\$60.00
Other Countries:	US\$7.00	US\$70.00

44-004

**Mineral wool including fibrous glass insulation.** Monthly. First issue, Jan. 1950. Bilingual.

ISSN 0229-6098.

DDC 338.4/7620144/0971.

Production and factory shipments of mineral wool including fibrous glass insulation used in construction; monthly and cumulative.

	Per Issue	Per Year
Canada:	\$5.00	\$50.00
United States:	US\$6.00	US\$60.00
Other Countries:	US\$7.00	US\$70.00

44-250

**Non-metallic mineral products industries.** Annual. First issue 1985. Bilingual. (Annual census of manufactures).†

ISSN 0835-0167.

DDC 338.4/7666/0971.

	Per Issue
Canada:	\$35.00
United States:	US\$42.00
Other Countries:	US\$49.00

### 44-250B Discontinued

- 3511 - Clay products industry (from domestic clay)
- 3512 - Clay products industry (from imported clay)
- 3521 - Cement industry
- 3541 - Concrete pipe industry
- 3542 - Structural concrete products industry
- 3549 - Misc. concrete products industries
- 3551 - Ready-mix concrete industry
- 3561 - Primary glass and glass containers industry
- 3562 - Glass products industry (except glass containers)
- 3571 - Abrasives industry
- 3581 - Lime industry
- 3591 - Refractories industry
- 3592 - Asbestos products industry
- 3593 - Gypsum products industry
- 3594 - Non-metallic mineral insulating materials industry
- 3599 - Misc. non-metallic mineral products industries

	Bulletin	Series
Canada:	\$4.00	\$51.00
United States:	US\$5.00	US\$64.00
Other Countries:	US\$5.00	US\$64.00



## MANUFACTURING

### PETROLEUM AND COAL PRODUCTS

#### 45-001

**Asphalt roofing.** Monthly. First issue, Apr. 1932. Bilingual.

ISSN 0380-5786.

DDC 338.4/7695/0971.

Production and shipments, domestic and export, of asphalt roofing shingles, sidings, tar and asphalt felts and sheathings; monthly and cumulative.

	<i>Per Issue</i>	<i>Per Year</i>
Canada:	\$5.00	\$50.00
United States:	US\$6.00	US\$60.00
Other Countries:	US\$7.00	US\$70.00

#### 45-002

**Coal and coke statistics.** Monthly. First issue, June 1921. Bilingual.

ISSN 0380-6847.

DDC 338.2/724/0971.

Production, imports, exports, stocks and disposition of coal by province; supply and disposition of coke in Canada.

	<i>Per Issue</i>	<i>Per Year</i>
Canada:	\$10.00	\$100.00
United States:	US\$12.00	US\$120.00
Other Countries:	US\$14.00	US\$140.00

#### 45-004

**Refined petroleum products.** Monthly. First issue, Jan. 1946. Bilingual.

ISSN 0380-8629.

DDC 338.2/7282/0971.

Crude oil received by refineries with imports by source of supply; refinery operations, shipments and inventories. Includes notes, definitions and lists of refiners and distributors.

	<i>Per Issue</i>	<i>Per Year</i>
Canada:	\$18.20	\$182.00
United States:	US\$21.80	US\$218.00
Other Countries:	US\$25.50	US\$255.00

#### 45-250

**Refined petroleum and coal products industries.** Annual. First issue 1985. Bilingual. (Annual census of manufactures).†

ISSN 0835-0175.

DDC 338.4/7665538/0971.

	<i>Per Issue</i>
Canada:	\$35.00
United States:	US\$42.00
Other Countries:	US\$49.00

† Please see page 19 for a general abstract.

#### 45-250B Discontinued

3611 - Refined petroleum products industry (except lubricating oil and grease)

3612 - Lubricating oil and grease industry

3699 - Other petroleum and coal products industries

	<i>Bulletin</i>	<i>Series</i>
Canada:	\$4.00	\$10.00
United States:	US\$5.00	US\$12.00
Other Countries:	US\$5.00	US\$12.00

### CHEMICALS

#### 46-002

**Industrial chemicals and synthetic resins.** Monthly. First issue, Apr. 1958. Bilingual.

ISSN 0712-8592.

DDC 338.4/7661/00971.

Production (metric tonnes) of new virgin resins for low, linear low and high density polyethylene and four other types of resins are presented in table 1. Production of some 25 industrial chemicals including fertilizers are shown in table 2. Monthly and year-to-date data for the current and preceding year with percentage change in the year-to-date numbers are included. The December issue of each year also contains a list of reporting firms. Data provide current trends in the market for specified products.

	<i>Per Issue</i>	<i>Per Year</i>
Canada:	\$5.60	\$56.00
United States:	US\$6.70	US\$67.00
Other Countries:	US\$7.80	US\$78.00

#### 46-250

**Chemical and chemical products industries.** Annual. First issue 1985. Bilingual. (Annual census of manufactures).†

ISSN 0835-0183.

DDC 338.4/7661/00971.

	<i>Per Issue</i>
Canada:	\$35.00
United States:	US\$42.00
Other Countries:	US\$49.00

#### 46-250B Discontinued

3711 - Industrial inorganic chemical industries

3712 - Industrial organic chemical industries

3721 - Chemical fertilizer and fertilizer materials industry

3722 - Mixed fertilizer industry

3729 - Other agricultural chemical industries

3731 - Plastic and synthetic resin industry

3741 - Pharmaceutical and medicine industry

3751 - Paint and varnish industry

3761 - Soap and cleaning compounds industry

3771 - Toilet preparations industry

3791 - Printing ink industry

3792 - Adhesives industry

3799 - Other chemical products industries

	<i>Bulletin</i>	<i>Series</i>
Canada:	\$4.00	\$42.00
United States:	US\$5.00	US\$52.00
Other Countries:	US\$5.00	US\$52.00

#### 46-504

**Usage of fertilizer materials, 1984 /** Statistics Canada, Industry Division, Census of Manufactures Section. 18 p. 28 cm. 1985. Bilingual.

ISBN 0-660-52850-9.

DDC 338.4/766862/0971.

Provides data on fertilizers shipped by wholesalers and their nutrient content, by province during fertilizer year July 1, 1983 to June 30, 1984 as well as trade data.

	<i>Per Issue</i>
Canada:	\$20.00
United States:	US\$21.00
Other Countries:	US\$21.00

### MISCELLANEOUS MANUFACTURES

#### 47-005

**Factory shipments of high pressure decorative laminate sheet.** Quarterly. First issue, Mar. 1978. Bilingual.

ISSN 0706-2664.

DDC 338.4/7668492/0971.

This publication provides quarterly data on quantity (square metres) and value of shipments to domestic market by Canadian manufacturers. Current and year-to-date data are published for decorative laminates of 3.175 mm thickness and less (SCG 3921.90.92) and for backing laminates (SCG 3921.90.93). Comparable data for the preceding year are also shown. These statistics reflect trends in the Canadian manufacture of these products. Data are collected and published only at Canada level.

	<i>Per Issue</i>	<i>Per Year</i>
Canada:	\$4.75	\$19.00
United States:	US\$5.75	US\$23.00
Other Countries:	US\$6.75	US\$27.00

## MANUFACTURING

47-006

**Production and shipments of blow-moulded plastic bottles.** Quarterly. First issue, Mar. 1978. Bilingual.  
ISSN 0713-9098.  
DDC 338.4/7668497/0971.

The publication shows the production of plastic bottles by size (less than one litre and one litre and over), quantities used within the establishment and those shipped to outside customers, by end use categories: household chemicals; toiletries and cosmetics; medicinal and health; food and beverage; automotive and marine; and industrial and agricultural chemicals. It also includes quantities produced by materials used: polyethylene, polypropylene, polyvinyl chloride, polyethylene terephthalate and other. The data reflect current market trends in production and usage.

	<i>Per Issue</i>	<i>Per Year</i>
Canada:	\$6.75	\$27.00
United States:	US\$8.00	US\$32.00
Other Countries:	US\$9.50	US\$38.00

† Please see page 19 for a general abstract.

47-007

**Shipments of plastic film and bags manufactured from resin.** Quarterly. First issue, Mar. 1983. Bilingual.  
ISSN 0823-0900.  
DDC 381/45668495/0971.

The publication shows the Canadian manufacturer's shipments of the quantity (kilograms) of plastic film and plastic bags and sacks by their first destination - Canada, export. Low density polyethylene film is broken down under: packaging, construction and agricultural, shrink film and industrial sheeting and tubing. Other categories are: high density polyethylene, stretch wrap, co-extrusions and other plastic film. Categories for bags and sacks are: garbage, dry cleaner's, grocery, luncheon, notions and millinery LDPE, notions and millinery HDPE and other. The data provide current market trends.

	<i>Per Issue</i>	<i>Per Year</i>
Canada:	\$6.75	\$27.00
United States:	US\$8.00	US\$32.00
Other Countries:	US\$9.50	US\$38.00

47-250

**Other manufacturing industries.** Annual. First issue 1985. Bilingual. (Annual census of manufactures).†  
ISSN 0835-0191.  
DDC 338.4/767/0971.

	<i>Per Issue</i>
Canada:	\$35.00
United States:	US\$42.00
Other Countries:	US\$49.00

### 47-250B Discontinued

- 3911 - Indicating, recording and controlling instruments industry
- 3912 - Other instruments and related products industries
- 3913 - Clock and watch industry
- 3914 - Ophthalmic goods industry
- 3921 - Jewellery and silverware industry
- 3922 - Precious metal secondary refining industry
- 3931 - Sporting goods industry
- 3932 - Toys and games industry
- 3971 - Sign and display industry
- 3991 - Broom, brush and mop industry
- 3992 - Button, buckle and clothes fastener industry
- 3993 - Floor tile, linoleum and coated fabric industry
- 3994 - Musical instrument and sound recording industry
- 3999 - Other manufactured products industries

	<i>Bulletin</i>	<i>Series</i>
Canada:	\$4.00	\$45.00
United States:	US\$5.00	US\$56.00
Other Countries:	US\$5.00	US\$56.00



# TRANSPORTATION, COMMUNICATIONS AND UTILITIES

## TRANSPORTATION - GENERAL

50-002

**Surface and marine transport.** Irregular. First issue, June 1985. Bilingual.

ISSN 0828-2897.

DDC 380.5/0971.

This service bulletin presents timely analytical data, time series analysis, and special tabulations covering trucking, rail, bus, urban, and marine transportation, and highway infrastructure. Topics include the for-hire quarterly trucking survey, commodity movements, port activities, and vehicle registrations.

	<i>Per Issue</i>	<i>Per Year</i>
<i>Canada:</i>	\$9 40	\$75 00
<i>United States:</i>	US\$11 25	US\$90 00
<i>Other Countries:</i>	US\$13 15	US\$105 00

## AIR TRANSPORT

51-002

**Air carrier operations in Canada.** Quarterly. First issue, Jan./Mar. 1970. Bilingual. ISSN 0008-2570.

DDC 387.7/0971.

Each quarter, this publication presents operational and financial statistics for the activities of approximately 350 Canadian air carriers. It provides information to be used in the monitoring of the Canadian air transport industry. Specific tabulations presented include data on passenger-kilometres, aircraft hours flown, goods and mail carried, operational expenses and revenues by province and travel by fare type.

	<i>Per Issue</i>	<i>Per Year</i>
<i>Canada:</i>	\$24 25	\$97 00
<i>United States:</i>	US\$29 00	US\$116 00
<i>Other Countries:</i>	US\$34 00	US\$136 00

51-004

**Aviation : service bulletin.** Monthly. First issue 1968. Bilingual.

ISSN 0843-493X.

DDC 387.7/0971.

Each month, this bulletin presents the most up-to-date available information gleaned from all of the Aviation Statistics Centre's surveys. Regular features include releases on principal statistics for Canada's major air carriers, airport data, fare basis statistics and traffic data for Canada's most important markets.

	<i>Per Issue</i>	<i>Per Year</i>
<i>Canada:</i>	\$9 30	\$93 00
<i>United States:</i>	US\$11 20	US\$112 00
<i>Other Countries:</i>	US\$13 00	US\$130 00

51-005

**Air carrier traffic at Canadian airports.** Quarterly. First issue 1976. Bilingual.

ISSN 0701-7928.

DDC 387.7/36/0971.

This publication presents statistics on airline traffic such as the volume of flights, passengers and cargo, at Canadian airports. Data on Canadian and foreign airlines' regional and local scheduled services have been added to complement the data previously published on the major scheduled services and major charter services. Civil aircraft movements statistics are also shown, thus, providing the overall perspective of aircraft movements at major Canadian airports. The publication presents several summary tables which have been grouped into sections dealing with overall or specialized views of the airline industry. An analysis of the significant changes which have occurred in the survey period will be provided, by type of service. Annual summary data are included in the fourth quarter issue.

	<i>Per Issue</i>	<i>Per Year</i>
<i>Canada:</i>	\$30 50	\$122 00
<i>United States:</i>	US\$36 50	US\$146 00
<i>Other Countries:</i>	US\$42 75	US\$171 00

51-204

**Air passenger origin and destination, domestic report.** Annual. First issue 1968. Bilingual.

ISSN 0703-2692.

DDC 387.7/42/0971.

This publication presents statistics and analysis on the volume of domestic air passenger traffic generated at Canadian cities and carried between pairs of Canadian points. The data may be used to indicate the relative community of interest between Canadian cities.

	<i>Per Issue</i>
<i>Canada:</i>	\$38 00
<i>United States:</i>	US\$46 00
<i>Other Countries:</i>	US\$53 00

51-205

**Air passenger origin and destination, Canada-United States report.** Annual. First issue 1968. Bilingual.

ISSN 0705-4343.

DDC 387.7/42.

This publication presents an integrated set of Canada/U.S. air passenger origin-des-

tinuation statistics and analysis, and is the result of an agreement between Canada and the Civil Aeronautics Board in the U.S. to exchange data from their respective surveys. The data may be used to indicate the relative community of interest between Canada and the United States.

	<i>Per Issue</i>
<i>Canada:</i>	\$42 00
<i>United States:</i>	US\$50 00
<i>Other Countries:</i>	US\$59 00

51-206

**Canadian civil aviation.** Annual. First issue 1970. Bilingual.

ISSN 0826-6026.

DDC 387.7/1/0971.

This publication is an annual statistical review of the activities of approximately 800 Canadian air carriers operating in Canada. Finance data include income statements, balance sheets, revenues by province and information on travel by fare type. Operational data include passengers carried, kilometres and hours flown and information on carrier fleets.

	<i>Per Issue</i>
<i>Canada:</i>	\$36 00
<i>United States:</i>	US\$43 00
<i>Other Countries:</i>	US\$50 00

51-207

**Air charter statistics.** Annual. First issue 1974. Bilingual.

ISSN 0828-8208.

DDC 387.7/4.

This publication contains statistics and analysis on the operations of approximately 100 Canadian and foreign air carriers providing charter services both within Canada and to and from Canada. Data presented in graphical and tabular formats include passengers and cargo volumes along with origins and destinations.

	<i>Per Issue</i>
<i>Canada:</i>	\$36 00
<i>United States:</i>	US\$43 00
<i>Other Countries:</i>	US\$50 00

51-501E

**Aviation in Canada : historical and statistical perspectives on civil aviation /** Statistics Canada, Transportation Division, Aviation Statistics Centre. 210 p. 23 cm. 1986. E. and F.

ISBN 0-660-12030-5.

Incorrect ISBN (0-660-12030-5E) printed in the publication.

DDC 387.7/0971.

This publication describes the Canadian aviation industry from its earliest achieve-

## TRANSPORTATION, COMMUNICATIONS AND UTILITIES

ments to the present. It contains data on key markets, airports, air regulation, Canada's air safety record and the growth of recreational flying. The text is complemented by more than 100 charts, tables and photographs.

	Per Issue
Canada:	\$27.00
United States:	US\$28.50
Other Countries:	US\$28.50

### RAIL TRANSPORT

#### 52-001

**Railway carloadings.** Monthly. First issue, Jan. 1924. Bilingual.

ISSN 0380-6308.

DDC 385/.24/0971.

This publication outlines 70 commodities by cars loaded and tonnes of revenue freight carried in eastern and western Canada by class I and II railways. With summary charts and tables included, this publication is considered a good indicator of current business activity.

	Per Issue	Per Year
Canada:	\$8.30	\$83.00
United States:	US\$10.00	US\$100.00
Other Countries:	US\$11.60	US\$116.00

#### 52-003

**Railway operating statistics.** Monthly. First issue, Jan. 1921. Bilingual.

ISSN 0380-5964.

DDC 385/.0971.

Information on seven railways, including statistics on operating finances and traffic, is available in this publication. Data on VIA, Canadian National and Canadian Pacific railway operations are presented separately.

	Per Issue	Per Year
Canada:	\$10.50	\$105.00
United States:	US\$12.60	US\$126.00
Other Countries:	US\$14.70	US\$147.00

#### 52-211

**Railway transport in Canada, commodity statistics.** Annual. First issue 1875. Last issue 1987. Bilingual. **Discontinued.**

ISSN 0823-3969.

DDC 385/.24/0971.

Carloading and tonnage data of commodities carried by the largest railways in Canada are provided in this publication, including data on freight originating and terminating with, delivered to, and received from U.S. connections. Included are a data

analysis, definitions, the methodology employed, an explanation of data quality and a bibliography. **Note:** After the 1987 data year, data from this publication are available in *Rail in Canada*, catalogue no. 52-216.

	Per Issue
Canada:	\$42.50
United States:	US\$44.00
Other Countries:	US\$44.00

#### 52-214

**Railway transport, railway commodity origin and destination statistics.** Annual. First issue 1976/1979. Last issue 1981/1984. Bilingual. **Discontinued.**

ISSN 0229-883X.

DDC 385/.24/0971.

This publication provides a four-year summary of tonnages and related revenues of Canadian Pacific and Canadian National Railways. Principal commodities and commodity groups are shown by province, territory, and international origin and destination. Flow charts, which are presented on maps of Canada, provide further illustrations to the data. Included are a data analysis, definitions, the methodology employed, an explanation of data quality and a bibliography. **Note:** This publication was last published in 1984. Data after this year are available in *Rail in Canada*, catalogue no. 52-216.

	Per Issue
Canada:	\$27.00
United States:	US\$28.00
Other Countries:	US\$28.00

#### 52-215

**Railway transport in Canada, general statistics.** Annual. First issue 1982. Last issue 1986. Bilingual. **Discontinued.**

ISSN 0823-3950.

DDC 385/.0971.

This publication outlines annual financial and operational statistics on the Canadian railway system. Data on the balance sheet, revenues, expenses, equipment, and employment are collected from 31 companies which provide railway transport in Canada and are presented by company or group of companies. These data are used for policy planning and formulation, inputs into national aggregates and various regulatory studies. Included are a data analysis, definitions, the methodology employed, an explanation of data quality and a bibliography. **Note:** After the 1987 data year, data from this publication are available in *Rail in Canada*, catalogue no. 52-216.

	Per Issue
Canada:	\$32.00
United States:	US\$33.00
Other Countries:	US\$33.00

#### 52-216

**Rail in Canada.** Annual. First issue 1987. Bilingual. ISSN 0843-4530.

DDC 385/.0971.

This publication provides information relating to the size and structure of the Canadian rail transport industry. A general overview of the rail industry is presented, focusing on global variables extended over a 25 year period. The six core chapters that follow provide more in-depth analysis on the economic performance, operating outputs, financial structure and equipment use, over shorter time frames. The publication provides a new provincial and territorial origin and destination data series supplied by the National Transportation Agency. The publication also incorporates a special study on the level of competition and cooperation between the rail and truck modes.

	Per Issue
Canada:	\$45.00
United States:	US\$54.00
Other Countries:	US\$63.00

### ROAD TRANSPORT

#### 53-003

**Passenger bus and urban transit statistics.** Monthly. First issue, Jan. 1955. Bilingual.

ISSN 0829-1756.

DDC 388.4/0971.

This publication outlines revenues, passengers carried and vehicle kilometres run on urban transit systems with gross operating revenues from urban transit operations exceeding \$500,000.

	Per Issue	Per Year
Canada:	\$7.10	\$71.00
United States:	US\$8.50	US\$85.00
Other Countries:	US\$9.90	US\$99.00

#### 53-007

**Fuel consumption survey, passenger cars.** Quarterly. First issue, July/Sept. 1979. Last issue, Oct./Dec. 1988. Bilingual. **Discontinued.**

ISSN 0843-9281.

DDC 339.4/866553827/0971.

This publication provides information on motor vehicles' fuel consumption. It contains data on the number of vehicles in



## TRANSPORTATION, COMMUNICATIONS AND UTILITIES

operation, the distance travelled and the quantity of fuel consumed by these vehicles as well as their fuel consumption ratio. Quarterly data are provided by type of vehicle, by model year and by province.

*Price. No Charge*

### 53-215

**Passenger bus and urban transit statistics.** Annual. First issue 1956. Bilingual. ISSN 0383-5766.

DDC 388.4/0971.

Investment, operating revenues, expenses, and other data on intercity and rural bus companies and urban transit systems are outlined in this publication. Also included are data analysis, methodologies, a glossary and an excerpt on data quality.

#### *Per Issue*

Canada:	\$36.00
United States:	US\$43.00
Other Countries:	US\$50.00

### 53-218

**Road motor vehicles, fuel sales.** Annual. First issue 1960. Bilingual. ISSN 0703-654X.

DDC 381/.4566553827/0971.

Gross and net sales of gasolines and net fuel sales of diesel oil and liquefied petroleum gas used for automotive purposes are presented by year and by month, by province and by territory.

#### *Per Issue*

Canada:	\$17.00
United States:	US\$20.00
Other Countries:	US\$24.00

### 53-219

**Road motor vehicles, registrations.** Annual. First issue 1960. Bilingual. ISSN 0706-067X.

Incorrect ISSN (0703-654X) printed in the publication.

DDC 354.710087/834.

Data on registrations of motor vehicles by type including passenger automobiles, trucks, motorcycles, buses, trailers, and others are presented in this publication. A historical table of total registrations and licences including drivers', chauffeurs' and dealers' is provided. Motor vehicle registrations are shown by census divisions and municipalities where available. Included are a data analysis, definitions, the methodology employed, an explanation of data quality and a bibliography.

#### *Per Issue*

Canada:	\$17.00
United States:	US\$20.00
Other Countries:	US\$24.00

### 53-222

**Trucking in Canada.** Annual. First issue 1961. Bilingual.

ISSN 0829-8947.

DDC 388.3/24/0971.

This publication presents a comprehensive overview of the Canadian trucking industry, both for-hire and private, or own account. Principal information includes statistics on revenues and expenses, equipment operated, investment, employment, and commodities transported from point of origin to point of destination. Also included are a data analysis, a glossary, the methodology and an explanation of data quality.

#### *Per Issue*

Canada:	\$45.00
United States:	US\$54.00
Other Countries:	US\$63.00

### 53-226

**Fuel consumption survey, annual report, special surveys program.** Annual. First issue, Oct. 1979/Sept. 1980. Last issue, Jan.-Dec. 1984/Jan.-Dec. 1988. Bilingual. **Discontinued.**

ISSN 0828-1592.

DDC 339.4/866553827/0971.

This publication provides information about the fuel consumption patterns of personal-use passenger cars that were owned and operated in Canada. Data were collected using a diary survey technique with fuel purchases being recorded by the survey participants. The tabulations in this report provide estimates of the size of the personal-use passenger car fleet, the number of kilometres driven, the total amount of fuel consumed and the fuel consumption ratio. Further breakdowns and analysis of the tabulations were undertaken by province, vehicle weight class, leaded and unleaded fuel, model year class, number of cylinders and transmission type.

*Price. No Charge*

## WATER TRANSPORT

### 54-205

**Shipping in Canada.** Annual. First issue 1946. Bilingual.

ISSN 0835-5533.

DDC 387.2/0971.

This publication presents a comprehensive overview of domestic and international shipping activities at Canadian ports. It provides vessel traffic data and commodity detail by points of loading and unloading; trends in port traffic, containerization, com-

modity movements and transport markets; key indicators on the size and structure of the Canadian water carrier industry; plus financial and operational statistics on revenues and expenditures, services, employees, property value and fleet composition.

#### *Per Issue*

Canada:	\$41.00
United States:	US\$49.00
Other Countries:	US\$57.00



## PIPE LINE TRANSPORT

### 55-001

**Oil pipe line transport.** Monthly. First issue, July 1951. Bilingual.

ISSN 0380-4615.

DDC 338.4/7665544/0971.

Receipts and deliveries by source and by movement of crude oil and refined petroleum products by gathering and trunk lines, by provinces; barrel-miles, operating revenues. Includes data analysis.

#### *Per Issue Per Year*

Canada:	\$10.00	\$100.00
United States:	US\$12.00	US\$120.00
Other Countries:	US\$14.00	US\$140.00

### 55-002

**Gas utilities.** Monthly. First issue, June 1959. Bilingual.

ISSN 0380-2329.

DDC 338.4/766573/0971.

Receipts and disposition of natural gas by province, month; commodity distance, sales, revenues, customers by rate structure, imports and exports. Includes definitions.

## TRANSPORTATION, COMMUNICATIONS AND UTILITIES

	<i>Per Issue</i>	<i>Per Year</i>
Canada:	\$12.70	\$127.00
United States:	US\$15.20	US\$152.00
Other Countries:	US\$17.80	US\$178.00

### 55-201

**Oil pipe line transport.** Annual. First issue 1958. Bilingual.

ISSN 0410-5591.

DDC 338.4/7665544/0971.

Covers SIC 4612: Crude oil pipeline transport industry. Cubic metres of oil carried by gathering and trunk lines by province, by month; receipts and deliveries, cubic-metre kilometres, pipe line distance; balance sheet, property account revenues, expenses, income, employees, salaries and wages. Includes data analysis and glossary.

	<i>Per Issue</i>
Canada:	\$22.00
United States:	US\$26.00
Other Countries:	US\$31.00

## COMMUNICATIONS

### 56-001

**Communications.** Irregular. First issue, June 1971. Bilingual.

ISSN 0380-0334.

DDC 384/.0971.

This publication provides early release of summary information on telecommunications, including the telephone industry and other telecommunications carriers, radio and television broadcasting, cable television, and miscellaneous data of general interest. It includes the methodology and data quality.

	<i>Per Issue</i>	<i>Per Year</i>
Canada:	\$8.20	\$49.00
United States:	US\$9.85	US\$59.00
Other Countries:	US\$11.50	US\$69.00

### 56-002

**Telephone statistics.** Monthly. First issue, Apr. 1977. Bilingual.

ISSN 0707-9753.

DDC 384.6/0971.

This publication presents monthly and year to date data as aggregated from reports of 13 major telephone systems along with comparisons to data from the previous year. Information is provided on operating revenue and expenses, salaries and wage payments, number of employees, construction expenditures, telephone toll messages and network access lines in service.

Included is an analysis of data and a list of respondents.

	<i>Per Issue</i>	<i>Per Year</i>
Canada:	\$8.30	\$83.00
United States:	US\$10.00	US\$100.00
Other Countries:	US\$11.60	US\$116.00

### 56-201

**Telecommunications statistics.** Annual. First issue 1917. Bilingual.

ISSN 0703-7252.

DDC 384/.0971.

The publication presents data on telecommunications carriers in Canada: revenues, expenses, number of messages sent, mileage operated, employees, salaries and wages, by company. It includes data analysis, methodology, and data quality.

	<i>Per Issue</i>
Canada:	\$17.00
United States:	US\$20.00
Other Countries:	US\$24.00

### 56-203

**Telephone statistics.** Annual. First issue 1918. Bilingual.

ISSN 0380-7843.

DDC 384.6/0971.

This publication presents annually, detailed financial statistics on the Canadian telephone industry by area. Also included are operational data such as wire mileage, number of telephone calls and number of access lines in service. There is a textual analysis of the data with comments on methodology, a data quality and a glossary of terms.

	<i>Per Issue</i>
Canada:	\$36.00
United States:	US\$43.00
Other Countries:	US\$50.00

### 56-204

**Radio and television broadcasting.** Annual. First issue 1961. Bilingual.

ISSN 0575-9560.

DDC 384.54/0971.

This publication presents detailed financial statistics on the Canadian radio and television industry. The tables group the data by province and by revenue group. Operational data is provided on the privately owned radio and television industry and the Canadian Broadcasting Corporation. There is an analysis of the data and a glossary of terms.

	<i>Per Issue</i>
Canada:	\$26.00
United States:	US\$31.00
Other Countries:	US\$36.00

### 56-205

**Cable television.** Annual. First issue 1967. Bilingual.

ISSN 0703-7244.

DDC 384.55/56/0971.

This publication presents annually detailed financial statistics on the Canadian cable television industry by area and by revenue group. Operational data is published on subscribers, households, kilometres of cable, channel capacity and program hours. The preamble to the publication consists of statistical highlights, a written analysis and text tables which display a financial and operating summary of the cable television industry (including pay television). Also included is a glossary of terms for the industry.

	<i>Per Issue</i>
Canada:	\$26.00
United States:	US\$31.00
Other Countries:	US\$36.00

## OTHER UTILITIES

### 57-001

**Electric power statistics.** Monthly. First issue, Jan. 1933. Bilingual.

ISSN 0380-0229.

DDC 338.4/762131/0971.

Generation of electricity by utilities and industrial establishments, imports and exports, energy made available for use in Canada, cumulative monthly totals for year to date, by province.

	<i>Per Issue</i>	<i>Per Year</i>
Canada:	\$10.00	\$100.00
United States:	US\$12.00	US\$120.00
Other Countries:	US\$14.00	US\$140.00

### 57-003

**Quarterly report on energy supply-demand in Canada.** Quarterly. First issue 1976. Bilingual.

ISSN 0702-0465.

DDC 333.79/13/0971.

Energy balance sheets in natural units and heat equivalents in primary and secondary forms, by province, each showing data on production, trade, interprovincial movements, conversion, and consumption by sector. Analytical tables and details on non-energy products are shown. Includes explanatory notes and data analysis.

	<i>Per Issue</i>	<i>Per Year</i>
Canada:	\$31.75	\$127.00
United States:	US\$38.00	US\$152.00
Other Countries:	US\$44.50	US\$178.00



## TRANSPORTATION, COMMUNICATIONS AND UTILITIES

### 57-202

**Electric power statistics. Volume II, Annual statistics.** Annual. First issue 1925. Bilingual.

ISSN 0380-9765.

DDC 338.4/762131/0971.

Supply and disposition of electricity together with number of customers and value of sales; also employees, salaries and wages, financial statistics, fuels used to generate electricity and historical tabulation of supply and disposal of electric energy, by province. Includes data analysis and bibliography.

*Per Issue*

Canada:	\$27.00
United States:	US\$32.00
Other Countries:	US\$38.00

### 57-203

**Electricity bills for domestic, commercial and small power service, examples of the applications of rates.** Annual. First issue 1925. Last issue 1988. Bilingual. **Discontinued.**

ISSN 0575-8378.

DDC 338.4/362131/0971.

The publication presents examples of electricity bills for domestic, commercial and small power service in cities and representative municipalities. **Note:** This is the final issue of this publication. Information similar to that contained in this publication may be obtained by contacting: Energy, Mines and Resources, Electrical Energy Branch, 460 O'Connor St., Ottawa, Ontario, K1A 0E4.

*Per Issue*

Canada:	\$20.00
United States:	US\$21.00
Other Countries:	US\$21.00

### 57-204

**Electric power statistics. Volume I, Annual electric power survey of capability and load.** Annual. First issue 1955. Bilingual.

ISSN 0380-951X.

DDC 338.4/762131/0971.

Current and projected data of capability and load of producers of electric energy by province. Includes data analysis, definitions, list of respondents and bibliography.

*Per Issue*

Canada:	\$27.00
United States:	US\$32.00
Other Countries:	US\$38.00

### 57-205

**Gas utilities, transport and distribution systems.** Annual. First issue 1959. Bilingual.

ISSN 0527-5318.

DDC 338.2/7285/0971.

Receipts and disposition of natural gas by month and by province; pipeline distance; balance sheet, property account, income account, employees and earnings. Includes data analysis, glossary and bibliography.

*Per Issue*

Canada:	\$27.00
United States:	US\$32.00
Other Countries:	US\$38.00

### 57-206

**Electric power statistics. Volume III, Inventory of prime mover and electric generating equipment.** Annual. First issue 1971. Bilingual.

ISSN 0702-6609.

DDC 621.31/21/0971.

The publication gives a list of generating plants in Canada by ownership, showing the location, year of installation, and nameplate rating of main generators as of the end of the year. It includes explanatory notes and a bibliography.

*Per Issue*

Canada:	\$27.00
United States:	US\$32.00
Other Countries:	US\$38.00

# COMMERCE, CONSTRUCTION, FINANCE AND PRICES

## BUSINESS CONDITIONS

### 61-003

**Industrial corporations, financial statistics.** Quarterly. First issue, Oct. 1954. Bilingual.

ISSN 0380-7525.

DDC 338.7/4/0971.

This publication, using tables and graphs, presents income statement (revenue, expenses and profits) and balance sheet data (assets, liabilities and equity) on a quarterly basis for 47 industries and three sub-sectors. The data are published with comparable data for several preceding quarters. The publication contains highlights of the current quarter, descriptions of data sources and industrial classification.

	<i>Per Issue</i>	<i>Per Year</i>
Canada:	\$55.25	\$221.00
United States:	US\$66.25	US\$265.00
Other Countries:	US\$77.25	US\$309.00

### 61-003P

**Industrial corporations, financial statistics, preliminary data.** Quarterly. First issue, Oct. 1974. Bilingual.

ISSN 0225-9168.

DDC 338.7/4/0971.

Contains preliminary income statement data for 47 industries and three totals for the past quarter and for the comparable quarter one year ago. See also 61-003.

	<i>Per Issue</i>	<i>Per Year</i>
Canada:	\$16.50	\$66.00
United States:	US\$19.75	US\$79.00
Other Countries:	US\$23.00	US\$92.00

### 61-006

**Financial institutions, financial statistics.** Quarterly. First issue 1963. Bilingual.

ISSN 0380-075X.

DDC 332.1/0971.

This publication focuses on the financial position and operations of financial institutions, financial intermediaries and investment funds operating in Canada. Financial statistics include the balance sheet and statements of income, retained earnings and changes in financial position. Also provides data on finance leasing contracts outstanding, by type of company engaged in finance leasing and, on deferred compensation and retirement plans.

	<i>Per Issue</i>	<i>Per Year</i>
Canada:	\$44.00	\$176.00
United States:	US\$52.75	US\$211.00
Other Countries:	US\$61.50	US\$246.00

### 61-203

**Federal government enterprise finance, income and expenditure, assets, liabilities and net worth.** Annual. First issue 1958/1959/1960. Bilingual.

ISSN 0575-8505.

DDC 354.7109/2.

Contains a current and historical review of the operational performance and financial activities of federal government business enterprises. Analytical text, tables and charts are also featured as well as a list of enterprises with these subsidiaries, universe change and debt forgiveness. Concepts, coverage, sources, methods, financial classification and terminology are also defined. This publication contains information on the performance of federal government enterprises.

	<i>Per Issue</i>
Canada:	\$25.00
United States:	US\$26.00
Other Countries:	US\$26.00

### 61-204

**Provincial government enterprise finance.** Annual. First issue 1958/61. Bilingual.

ISSN 0575-9463.

DDC 354.7109/2.

Contains the current review of the operations and financial activities of provincial government business enterprises of each province in Canada. Analytical text, tables and charts are also featured as well as a list of enterprises with their subsidiaries. Concepts, coverage, sources, methods, financial classification are also defined. This publication is the only document that contains inter-provincial comparability on the performance of provincial government enterprises engaged in commercial activities.

	<i>Per Issue</i>
Canada:	\$25.00
United States:	US\$26.50
Other Countries:	US\$26.50

### 61-205

**Private and public investment in Canada, intentions.** Annual. First issue 1946. Bilingual.

ISSN 0823-065X.

DDC 338.4/367/0971.

This publication presents capital and repair expenditures on construction and on machinery and equipment for all sectors of the Canadian economy and by province for selected industry groups. The report also provides capital and repair expenditures for 15 of the largest metropolitan

areas in the manufacturing sector and the split between private and public investment, business and social capital and current and constant dollars. The tabulations focus on capital spending intentions for the coming year, preliminary estimates of actual investment for the current year and the actual investment for the previous year. The investment data are gathered from about 28,000 establishments and establishment groups in Canadian businesses, institutions and governments.

	<i>Per Issue</i>
Canada:	\$30.00
United States:	US\$36.00
Other Countries:	US\$42.00

### 61-206

**Private and public investment in Canada, revised intentions.** Annual. First issue 1954. Bilingual.

ISSN 0823-0668.

DDC 338.4/367/0971.

This publication presents capital and repair expenditures on construction and on machinery and equipment for all sectors of the Canadian economy and by province for selected industry groups. Capital and repair expenditures split between private and public investment, business and social capital and current and constant dollars are also shown. The tabulations cover preliminary estimates of actual investment for the previous year, the original intentions and revised intentions on capital spending for the current year. The investment data are gathered from about 28,000 establishments and establishment groups in Canadian businesses, institutions and governments.

	<i>Per Issue</i>
Canada:	\$30.00
United States:	US\$36.00
Other Countries:	US\$42.00

### 61-207

**Corporation financial statistics.** Annual. First issue 1965. Bilingual.

ISSN 0575-8262.

DDC 338.7/4/0971.

The publication contains detailed annual financial data (balance sheet, income and expenses, profit and retained earnings) and 15 commonly used financial ratios for corporations classified by 182 industries. It includes highlights of the current year and descriptions of sources of data and coverage, industrial classification, methodology and data definitions.

	<i>Per Issue</i>
Canada:	\$55.00
United States:	US\$66.00
Other Countries:	US\$77.00



## COMMERCE, CONSTRUCTION, FINANCE AND PRICES

61-208

**Corporation taxation statistics.** Annual. First issue 1965. Bilingual.

ISSN 0576-0119.

DDC 336.24/3/0971.

With an extensive analysis and several charts, this publication provides annual data related to corporation income taxes including the income on which income tax is based, the province in which that income is earned and a reconciliation of book profit, taxable income and income taxes for 182 industries. It includes highlights of the current year and descriptions of the source of data and coverage, industrial classification, methodology and data definitions.

	<i>Per Issue</i>
Canada:	\$66.00
United States:	US\$79.00
Other Countries:	US\$92.00

61-208P

**Corporation taxation statistics, preliminary data for income taxes and provincial allocation of taxable income.** Annual. First issue 1979. Last issue 1987. Bilingual. **Discontinued.** ISSN 0833-2606.

Incorrect ISSN (0229-6101) printed in the publication.

DDC 336.24/3/0971.

This publication provides estimates based on partial data of federal and provincial corporation income taxes and taxable income by province, for major industry groups.

	<i>Per Issue</i>
Canada:	\$12.00
United States:	US\$14.00
Other Countries:	US\$14.00

61-209

**Credit unions.** Annual. First issue 1966. Bilingual.

ISSN 0576-0100.

DDC 334.2/2/0971.

A comprehensive report on the operation and financial performance of credit unions and caisses populaires operating in Canada. Statistics, for Canada and the provinces for local and central credit unions, cover such topics as the number of members and employees, size and type of credit unions, balance sheets, operating statements, undistributed surplus statements, and reserve accounts.

	<i>Per Issue</i>
Canada:	\$50.00
United States:	US\$51.00
Other Countries:	US\$51.00

61-210

**Annual report of the Minister of Supply and Services Canada under the Corporations and Labour Unions Returns Act. Part I, Corporations.** Annual. First issue 1962. Bilingual.

ISSN 0823-4248.

Incorrect ISSN (0704-6650) printed in the publication.

DDC 338.7/4/0971.

With extensive analysis and numerous charts, this publication draws a national profile of foreign control in Canada. The report presents a year long examination of foreign control in Canada. Included are a series of charts, text tables and tables providing a time series on major financial characteristics by control, control of corporations classified by asset size and 33 major industry groups, and financial statistics of corporations with assets of 25 million or more, by 33 major industry groups, by control.

	<i>Per Issue</i>
Canada:	\$65.00
United States:	US\$78.00
Other Countries:	US\$91.00

61-214

**Capital and repair expenditures, manufacturing sub-industries, intentions.** Annual. First issue 1978. Bilingual.

ISSN 0833-0042.

DDC 338.4/367/0971.

This publication presents capital and repair expenditures for approximately 100 manufacturing sub-industries at the Canada level. Capital and repair expenditures split between construction and machinery and equipment are also shown. All tabulations present the spending intentions for the coming year, preliminary estimates of actual investment for the current year and the actual investment for the previous year. The data is based on a sample of approximately 9,000 individual establishments.

	<i>Per Issue</i>
Canada:	\$17.00
United States:	US\$20.00
Other Countries:	US\$24.00

61-216

**Exploration, development and capital expenditures for mining and petroleum and natural gas wells, intentions.** Annual. First issue 1981. Bilingual.

ISSN 0833-0034.

DDC 338.2/3/0971.

This publication presents data on expenditures for exploration and development and capital expenditures for metal and

non-metal mines by province and by industry groups. The data is gathered from about 500 individual establishments. For the petroleum and natural gas industry, detailed exploration and development expenditures for both the conventional sector (by province) and for the non-conventional sector in Alberta are presented. The data is based on approximately 460 companies. The tabulations for the mining and petroleum and natural gas wells show the spending intentions for the coming year, preliminary estimates of actual investment for the current year and the actual investment for the previous year.

	<i>Per Issue</i>
Canada:	\$17.00
United States:	US\$20.00
Other Countries:	US\$24.00

61-231

**Small business in Canada, a statistical profile.** Annual. First issue 1982/1984. Bilingual.

ISSN 0820-9022.

DDC 338.6/42/0971.

This publication depicts small business in Canada by major industry group, i.e. Forestry, Mining, Manufacturing, Construction, Wholesale and Retail Trade, Real Estate Operators and Insurance Agencies and Business and Personal Services. The three tables show a breakdown of small businesses by number and province as well as industry. In addition, selected Income Statement and Balance Sheet data are shown, at the Canada level only, for small, medium and large in-scope businesses.

	<i>Per Issue</i>
Canada:	\$24.00
United States:	US\$25.00
Other Countries:	US\$25.00

61-517

**Inter-corporate ownership.** Biennial. First issue 1975. Bilingual.

ISSN 0575-8823.

DDC 338.8/0971.

This publication is an index of who owns and/or controls whom in Canada. Its corporate ownership section shows the portion of voting rights of a corporation owned or held by another corporate body or groups of related individuals. Its index includes all foreign-controlled corporations, as well as multiple references for corporations that appear on several pages.

	<i>Per Issue</i>
Canada:	\$325.00
United States:	US\$390.00
Other Countries:	US\$390.00

## COMMERCE, CONSTRUCTION, FINANCE AND PRICES

61-522

**Sales per selling area of independent retailers.** First issue 1986. Last issue 1986. Bilingual. **Discontinued.**

ISSN 0835-4960.

DDC 381.1/0971.

The report provides data on independent retailers including space utilization (in sales/square foot and sales/square metre), sales volume, physical size and location of store. Data for a full range of 38 different kinds of business (KOB) are provided at the Canada level. A narrower KOB range is provided at the provincial level of detail. Five store location types are shown: on-street, neighbourhood shopping centre, community shopping centre, regional shopping centre and indoor shopping mall. Four tables are depicted: tables A and B show how the intensity with which space is used varies with the level of sales; tables C and D show how the physical size of a business is associated with its level of sales. Table A, for instance, ranks using sales/square foot of selling area and provides breakdowns by level of sales/square foot for three store characteristics: store sales, physical size, and location type. The ranking order is shown by quartile i.e., the top 25%, the upper middle 25% (those in the 50-75% range), the lower middle 25% (those in the 25-50% range) and finally, the bottom 25%. **Note:** This publication is out of print and is now a non-catalogued product.

Price: Out of Print

### PRICES AND CONSUMER EXPENDITURE

62-001

**The consumer price index.** Monthly. First issue, Jan. 1935. Bilingual.

ISSN 0703-9352.

DDC 338.5/28/0971.

Monthly release of the Consumer Price Index for Canada and for the 18 regional cities. Provides a descriptive capsule summary of retail price movements and the factors underlying them. Also contains the following tabular information: latest price index movements for the seven major components; price index changes on one and 12-month bases for an extensive number of components and groups; historical monthly information; seasonally adjusted monthly price movements; and price indexes reclassified according to categories of goods and services.

	Per Issue	Per Year
Canada:	\$9.30	\$93.00
United States:	US\$11.20	US\$112.00
Other Countries:	US\$13.00	US\$130.00



62-003

**Farm product price index.** Monthly. First issue, June 1946. Bilingual.

ISSN 0835-0906.

DDC 338.1/3/0971.

This publication presents indexes of prices received by farmers from the sale of agricultural products. A variety of monthly and annual indexes of crops, livestock and overall prices are included by province from 1981 to date. Indexes for the major commodity groups are also available, but only at the Canada level. The publication also includes data highlights, concepts and methods.

	Per Issue	Per Year
Canada:	\$7.10	\$71.00
United States:	US\$8.50	US\$85.00
Other Countries:	US\$9.90	US\$99.00

62-004

**Farm input price index.** Quarterly. First issue, Aug. 1944. Bilingual.

ISSN 0383-4875.

DDC 338.1/3/0971.

The publication shows indexes of prices of commodities and services used in Canadian farming operations for eastern and western Canada and provides a national total. It contains up to five years of quarterly and annual statistics. It also includes technical notes and data analysis.

	Per Issue	Per Year
Canada:	\$12.25	\$49.00
United States:	US\$14.75	US\$59.00
Other Countries:	US\$17.25	US\$69.00

62-007

**Construction price statistics.** Quarterly. First issue, Nov. 1974. Bilingual.

ISSN 0833-238X.

DDC 338.4/369/00971.

The publication contains price indexes of inputs into construction, contractors' selling prices and special purpose aggregations of price indexes for construction and machinery and equipment relating to specified categories of capital expenditures. It also presents new housing price indexes for 20 cities; detailed residential and non-residential building materials input price indexes; and summaries of other construction statistics, as well as periodic articles relating to new or revised construction price statistics. It includes data analysis and technical notes.

	Per Issue	Per Year
Canada:	\$18.00	\$72.00
United States:	US\$21.50	US\$86.00
Other Countries:	US\$25.25	US\$101.00

62-010

**Consumer prices and price indexes.** Quarterly. First issue, Oct./ Dec. 1975. Bilingual.

ISSN 0380-691X.

DDC 338.5/28/0971.

The publication highlights the current and historical statistics on consumer prices and related price indexes. A comparative index contains retail price differentials for 11 major cities by selected groups of consumer goods and services. The edition for the last quarter of the calendar year includes a supplement examining price movements in retrospect for the last 12 months. It includes definitions and data analysis.

	Per Issue	Per Year
Canada:	\$18.00	\$72.00
United States:	US\$21.50	US\$86.00
Other Countries:	US\$25.25	US\$101.00

62-011

**Industry price indexes.** Monthly. First issue, Jan. 1971/Dec. 1975. Bilingual.

ISSN 0700-2033.

DDC 338.5/28/0971.

The publication provides monthly and annual indexes of industry selling prices for manufacturing industries, with commodity detail; purchase price indexes of selected industrial materials, and energy selling price indexes. Charts and graphs, explanation of methods used, and additional sources are included.

	Per Issue	Per Year
Canada:	\$18.20	\$182.00
United States:	US\$21.80	US\$218.00
Other Countries:	US\$25.50	US\$255.00



# COMMERCE, CONSTRUCTION, FINANCE AND PRICES

62-201

**Homeowner repair and renovation expenditure in Canada / Annual.** First issue 1987. Bilingual.

ISSN 0840-8106.

DDC 643.7/0971.

This publication offers a look at the homeowner household market for \$11.5 billion worth of home repairs and maintenance, additions, renovations and installations of equipment and fixtures. These expenditures, averaging \$1,996 per homeowner household in 1987, cover the separate purchase of materials, as well as contract and labour expenditures. Data covering the 10 provinces are presented by size of area of residence, type of dwelling, value of dwelling, age of household head, income, age of the dwelling and length of occupancy.

	<i>Per Issue</i>
Canada:	\$26.00
United States:	US\$31.00
Other Countries:	US\$36.00

62-553

**The consumer price index reference paper : updating based on 1986 expenditures /** Statistics Canada, Prices Division. 136 p. 28 cm. 1989. Bilingual.

ISBN 0-660-54211-0.

DDC 338.5/28/0971.

This reference document, released in conjunction with the eleventh updating of the Consumer Price Index (CPI), describes all aspects of the CPI, including definition, scope, concepts, data collection, calculation and interpretation of the index. Also included is a number of appendices pertaining to the 1986 weighting diagram and classification system, and a comparison between the 1982 and 1986 weighted indexes.

	<i>Per Issue</i>
Canada:	\$44.00
United States:	US\$46.00
Other Countries:	US\$46.00

62-554

**Family food expenditure in Canada.** Biennial. First issue 1982. Bilingual.

ISSN 0838-3898.

DDC 339.4/863/0971.

This publication offers a comprehensive look at food expenditure detail of families and unattached individuals living in both urban and rural areas of Canada classified by a variety of demographic and economic groups. Also covered are special topics such as the seasonality of food purchases and expenditures by store and restaurant type.

*Per Issue*

Canada:	\$28.00
United States:	US\$29.00
Other Countries:	US\$29.00

62-555

**Family expenditure in Canada.** Irregular. First issue 1982. Bilingual.

ISSN 0838-3715.

DDC 339.4/7/0971.

This publication offers a comprehensive look at the budgets of families and unattached individuals belonging to a variety of demographic and economic groups. Also covered are a number of special topics such as expenditures of the elderly, mortgage interest and principal, child care and clothing of individuals.

	<i>Per Issue</i>
Canada:	\$38.00
United States:	US\$46.00
Other Countries:	US\$46.00

62-556

**Industrial product price indexes, 1981=100 : concepts and methods /** Statistics Canada, Prices Division, Industrial Prices Section. 216 p. 28 cm. 1986. Bilingual.

ISBN 0-660-52876-2.

DDC 338.5/28/0971.

This reference document was released in conjunction with the third updating of price indexes for the outputs of Canadian manufacturers and describes the concepts and methods used in the index calculation: formula, source and patterns of weights and sampling procedures are discussed. The measures of data quality provided are described. A detailed description of the commodity classification is given together with an outline of the aggregation systems used both for commodities and industries.

	<i>Per Issue</i>
Canada:	\$25.00
United States:	US\$26.50
Other Countries:	US\$26.50

62-557E

**Your guide to the Consumer Price Index.** 15 p. 18 x 26 cm. 1986. E. and F.

ISBN 0-660-12789-X.

DDC 338.5/28/0971.

This publication is prepared for the general public interested in obtaining a brief, non-technical introduction to the Consumer Price Index (CPI). It poses and answers some of the more frequently asked questions relating to the construction, interpretation and use of this index.

*Price: Out of Print*

62-602

**Price level measurement : proceedings from a conference sponsored by Statistics Canada /** editors, W.E. Diewert, C. Montmarquette. 1,179 p. 27 cm. 1983. Bilingual.

ISBN 0-660-52186-5.

DDC 338.5/28.

A collection of 21 selected papers authored by Canadian and international experts in the field of price indexes which were presented at a conference sponsored by Statistics Canada in the fall of 1982. The papers span such topics as the theoretical foundations of the Consumer Price Index, specific price measurement issues, output indexes and price behaviour and business cycles. The majority of the papers are presented in English accompanied by a summary in French.

*Price: Back Issue*

62-603E

**Canada's Consumer Price Index /** Business, Provincial and Municipal Relations Division in consultation with Prices Division. 18 p. 30 cm. 1984. E. and F.

ISBN 0-660-11481-X.

DDC 338.5/28/0971.

Designed for the high school teacher, the kit contains a text, two full-colour posters and 10 colour transparencies of charts and tables. Each section of the text includes student worksheets with questions and answers. Also included is a class project involving the calculation of a Student Price Index.

*Price: Back Issue*

62-606E

**The Consumer Price Index for Canada: a comparison of the 1978 and the 1982 primary classification systems /** Consumer Prices Section. 33 leaves. 28 cm. 1985. E. and F.

ISBN 0-660-12795-4.

DDC 338.5/28/0971.

The objective is to assist the user of Consumer Price Index information to compare the structure of the 1978 classification system with that of its successor, the 1982 classification system.

*Price: Back Issue*



## COMMERCE, CONSTRUCTION, FINANCE AND PRICES

### MERCHANDISING AND SERVICES

#### 63-002

**Department store sales and stocks.** Monthly. First issue, Feb. 1938. Bilingual. ISSN 0380-7045. DDC 381/.1/0971.

The publication presents monthly sales, stocks and number of outlets for department stores. The data are shown for Canada and by province and selected metropolitan areas. Estimates of sales and stocks at selling value are also produced by department store for Canada. In addition, supplementary tables provide data, seasonally adjusted and in constant dollars. Data analysis, definitions, methodology, data reliability and a bibliography are also included.

	<i>Per Issue</i>	<i>Per Year</i>
Canada:	\$14.40	\$144.00
United States:	US\$17.30	US\$173.00
Other Countries:	US\$20.20	US\$202.00

#### 63-004

**Department store monthly sales, by province and metropolitan area.** Monthly. First issue, Jan. 1950. Bilingual. ISSN 0709-8650. DDC 381/.1/0971.

The publication presents data on department store sales and percentage changes of department store sales for Canada, by province and selected metropolitan areas.

	<i>Per Issue</i>	<i>Per Year</i>
Canada:	\$2.70	\$27.00
United States:	US\$3.20	US\$32.00
Other Countries:	US\$3.80	US\$38.00

#### 63-005

**Retail trade.** Monthly. First issue, Jan. 1929/1930. Bilingual. ISSN 0380-6146. DDC 381/.1/0971.

The publication presents monthly data on retail sales for chain and independent stores by kind of business. Revised estimates for the previous months are also provided and in every March issue final estimates for the previous year are given. The data are shown for Canada, by province and by selected metropolitan areas. In addition, supplementary tables provide data, seasonally adjusted and in constant dollars. Data analysis, definitions, methodology, data reliability and a bibliography are also included.

*Per Issue      Per Year*

Canada:	\$14.40	\$144.00
United States:	US\$17.30	US\$173.00
Other Countries:	US\$20.20	US\$202.00

#### 63-007

**New motor vehicle sales.** Monthly. First issue, Jan. 1932/Feb. 1933. Bilingual. ISSN 0705-5595. DDC 381/.456292/0971.

The publication presents monthly and cumulative sales levels of new motor vehicles: number and value of new passenger cars, trucks and buses by country of origin (North America, Japan and other countries). The data are shown for Canada and the provinces. In addition, supplementary tables provide data seasonally adjusted. Data analysis, methodology, definitions, a bibliography and lists of North American motor vehicle manufacturers, and importers and distributors of overseas manufactured motor vehicles are included.

	<i>Per Issue</i>	<i>Per Year</i>
Canada:	\$14.40	\$144.00
United States:	US\$17.30	US\$173.00
Other Countries:	US\$20.20	US\$202.00

#### 63-008

**Wholesale trade.** Monthly. First issue, Nov. 1935. Bilingual. ISSN 0380-7894. DDC 381/.2/0971.

Each month, this publication provides estimates of percentage changes for sales and inventories and stocks/sales ratios for wholesale merchants (excluding agents and brokers and wholesalers of grain and petroleum products). Data are presented separately for nine major trade groups of wholesalers for Canada and in aggregate for five regions. The publication contains month-to-month, year-to-year and cumulative trends, a retrospect for the last six months and data analysis.

	<i>Per Issue</i>	<i>Per Year</i>
Canada:	\$14.40	\$144.00
United States:	US\$17.30	US\$173.00
Other Countries:	US\$20.20	US\$202.00

#### 63-011

**Restaurant, caterer and tavern statistics.** Monthly. First issue, June 1967. Bilingual. ISSN 0226-2320. DDC 338.4/76479571.

This publication presents the monthly estimates of total receipts of restaurants, caterers and taverns both at the Canada and provincial levels. The estimates for restaurants are broken down into three

categories - licensed, unlicensed and take-outs. Highlights of the month's estimates are commented upon along with an analysis of the market share of chain groups versus the independent operators. These highlights are accompanied by tables and graphs showing the year-over-year change for the reference month both in dollar and percentage terms. Revised estimates for the previous month along with the accumulated year to date estimates are also outlined.

	<i>Per Issue</i>	<i>Per Year</i>
Canada:	\$6.10	\$61.00
United States:	US\$7.30	US\$73.00
Other Countries:	US\$8.50	US\$85.00

#### 63-014

**Merchandising inventories.** Monthly. First issue, May 1972. Bilingual. ISSN 0380-7177. DDC 381/.0971.

This publication presents data on the merchandising trade. It consolidates inventories and stocks/sales ratios of wholesale merchants, chain stores, department stores and independent retail dealers. Inventories represent stocks of merchandise on hand at the end of the month or quarter. The report also contains retail trade, composition of kind of business groups and a bibliography.

	<i>Per Issue</i>	<i>Per Year</i>
Canada:	\$14.40	\$144.00
United States:	US\$17.30	US\$173.00
Other Countries:	US\$20.20	US\$202.00

#### 63-015

**Service industry bulletin.** Bimonthly. First issue 1987. Bilingual. ISSN 0847-0901. DDC 338.7/61/0971.

This report, issued six times a year, presents the results of special service industry studies, provides advance information on service industry revenue trends, and otherwise serves as a vehicle to promote service industry data and analysis.

	<i>Per Issue</i>	<i>Per Year</i>
Canada:	\$7.20	\$43.00
United States:	US\$8.65	US\$52.00
Other Countries:	US\$10.00	US\$60.00

#### 63-202

**The control and sale of alcoholic beverages in Canada.** Annual. First issue 1928. Bilingual. ISSN 0705-4319. DDC 338.4/76631/0971.

Analyzes the sales of alcoholic beverages in Canada. The report also sets out in



# COMMERCE, CONSTRUCTION, FINANCE AND PRICES

detail government revenue derived from the control and sale of alcoholic beverages. Analytical text, tables and charts are featured as well as information on imports and exports of spirits, wines and beer. Historical data are included. The catalogue is an excellent source of information on the inter-provincial comparability of consumption and sales pattern of alcoholic beverages. **Note:** This publication has now been suspended. For further information on current data still available, please contact Tom Capland at (613) 951-0885 or Patti Phillips at (613) 951-0767.

	<i>Per Issue</i>
Canada:	\$18 00
United States:	US\$22 00
Other Countries:	US\$22 00

## 63-204

**Traveller accommodation statistics.** Annual. First issue 1949. Bilingual.

ISSN 0380-5956.

DDC 338.4/76479471.

Statistics on hotels, motels, tourist camping grounds and other types of traveller accommodation (e.g., receipts, employment, expenses, occupancy). Includes definitions, methodology, data quality.

	<i>Per Issue</i>
Canada:	\$22 00
United States:	US\$26 00
Other Countries:	US\$31 00

## 63-206

**Motion picture production.** Annual. First issue 1952. Bilingual.

ISSN 0527-5768.

DDC 338.4/738483/0971.

Presents data on motion picture industry: production, employees, salaries, gross revenue, and an analysis of types of film produced. Includes data analysis, methodology, and data quality.

	<i>Per Issue</i>
Canada:	\$20 00
United States:	US\$21 00
Other Countries:	US\$21 00

## 63-207

**Motion picture theatres and film distributors.** Annual. First issue 1930. Bilingual.

ISSN 0380-6294.

DDC 338.4/738483/0971.

Presents principal statistics on motion picture theatres, regular and drive-in, film distributors and videotape production, Canadian and foreign: establishments, employment, revenue and expenses, theatre capacity, amusement taxes, etc. Includes

methodology, data quality, definitions and data analysis.

	<i>Per Issue</i>
Canada:	\$20 00
United States:	US\$21 00
Other Countries:	US\$21 00

## 63-210

**Retail chain and department stores.**

Annual. First issue 1933. Bilingual.

ISSN 0227-017X.

DDC 381/.12/0971.

This publication presents retail sales of chain and department store organizations by kind of business, by province, by selected localities, by number of stores operated and by annual sales volume; statistics on stocks on hand at year end, cost of goods sold and gross margins; and distributions covering sales volume, physical size, sales per square foot (metre), department store commodities and "major" and "junior" type department stores. It includes definitions, methodology, data quality, lists of chain store and department store organizations in Canada, a survey questionnaire and a bibliography.

	<i>Per Issue</i>
Canada:	\$34 00
United States:	US\$41 00
Other Countries:	US\$48 00

## 63-213

**Vending machine operators.** Annual. First issue 1959. Bilingual.

ISSN 0527-6411.

DDC 338.4/762982/0971.

This publication presents data on sales of merchandise by vending machine operators through automatic vending machines, type of machine and by location for Canada and the provinces. Also included are definitions, methodology, data quality, a survey questionnaire and a bibliography.

	<i>Per Issue</i>
Canada:	\$22 00
United States:	US\$26 00
Other Countries:	US\$31 00

## 63-218

**Direct selling in Canada.** Annual. First issue 1966/1967. Bilingual.

ISSN 0590-5702.

DDC 381/.1/0971.

This publication presents non-store retail sales for Canada, giving data on commodities sold and breakdowns by method of distribution - such as personal selling, mail or any other method. Also included are definitions, methodology, data quality, a survey questionnaire and a bibliography.

	<i>Per Issue</i>
Canada:	\$22 00
United States:	US\$26 00
Other Countries:	US\$31 00

## 63-219

**Campus book stores.** Annual. First issue 1966/67/1968/69. Bilingual.

ISSN 0380-6286.

DDC 381/.450705/0971.

This publication provides data on campus book stores in Canada. Retail sales including textbooks, other non-curricular books, stationery and supplies with number of employees and payroll data are provided at the national, provincial and certain regional levels by academic year. Also included are definitions, methodology, data quality, a list of campus book stores, a survey questionnaire and a bibliography.

	<i>Per Issue</i>
Canada:	\$22 00
United States:	US\$26 00
Other Countries:	US\$31 00

## 63-222

**Computer service industry.** Annual. First issue 1972. Bilingual.

ISSN 0318-4064.

DDC 338.4/700164/0971.

Principal statistics for businesses providing computer services as a major activity. Data are presented by size group and province and include class of customer, operating expenses and revenue distribution by type of service. The publication includes data analysis and discussion of survey objectives, questionnaire content, methodology and data quality, as well as a five-year historical review of key statistics.

	<i>Per Issue</i>
Canada:	\$26 00
United States:	US\$31 00
Other Countries:	US\$36 00

## 63-223

**Annual retail trade.** Annual. First issue 1986. Bilingual.

ISSN 0843-557X.

DDC 381/.1/0971.

This publication provides a comprehensive picture of retailing in Canada for two current years. Selected financial ratios (purchases, inventories, gross margins, etc.) at the national level, as well as retail sales and number of locations at the national and provincial levels are shown. Also provided are definitions, methodology, data reliability and the Standard Industrial Classification for 1980.

# COMMERCE, CONSTRUCTION, FINANCE AND PRICES

	<i>Per Issue</i>
Canada:	\$22.00
United States:	US\$26.00
Other Countries:	US\$31.00

## 63-224

**Market research handbook.** Annual. First issue 1975. Bilingual.

ISSN 0590-9325.

DDC 658.8/3971.

The handbook is designed to be a comprehensive source of socio-economic statistics for all those who study the Canadian consumer market - market researchers, strategists, product planners and sales leaders. The broad range of data are equally relevant to consumer and business-to-business marketing; they present profiles of key industries including the small business sector, as well as consumers in all provinces and 45 major cities. International trade data and projections - of population, households, families and selected economic indicators, etc. - provide information for businesses seeking to expand or develop new product lines. The 1990 edition has been extensively updated to include relevant data from the 1986 census, more information about small businesses and about Canada-U.S. trade in goods and services.

	<i>Per Issue</i>
Canada:	\$94.00
United States:	US\$113.00
Other Countries:	US\$132.00



## 63-226

**Wholesale trade statistics, wholesale merchants, agents and brokers.** Annual. First issue 1981. Bilingual.

ISSN 0823-1214.

DDC 381.2/0971.

This annual publication provides a complete statistical overview of the wholesale trade sector for the most recent survey year and a revised version for the previous year. It includes main statistics such as volume of trade, net sales and receipts, purchases, inventories, salaries and wages for establishments of wholesale merchants and agents and brokers. The data are disaggregated by kind of business category, as described in the Standard Industrial Classification and by province. The publication also includes terms and definitions, some comments pertaining to data quality, a kind-of-business list, survey questionnaires and a bibliography.

	<i>Per Issue</i>
Canada:	\$34.00
United States:	US\$41.00
Other Countries:	US\$48.00

## 63-232

**Business services.** Annual. First issue 1984/86. Bilingual.

ISSN 0838-2182.

DDC 338.7/61/0971.

This publication provides three years of financial, marketing, and employment information for 34 industries rendering services to other businesses such as advertising, engineering, computer, customs brokerage, auto, truck and equipment rental and leasing, and janitorial services. The report covers Business Services (major group 77 of the 1980 Standard Industrial Classification), and Other Service Industries (major group 99). Data are presented for Canada and the provinces.

	<i>Per Issue</i>
Canada:	\$30.00
United States:	US\$36.00
Other Countries:	US\$42.00

## 63-233

**Leisure and personal services.** Annual. First issue 1984/1986. Bilingual.

ISSN 0838-2174.

DDC 338.7/61/0971.

A companion to *Business Services* (Cat. no. 63-232), this publication provides three years of financial, marketing and employment information or 27 industries. The report covers Amusement and Recreation (major group 96 of the 1980 Standard Industrial Classification), and Personal and Household Services (major group 97). Data are presented for Canada and the provinces.

	<i>Per Issue</i>
Canada:	\$30.00
United States:	US\$36.00
Other Countries:	US\$42.00

## 63-532

**Funeral directors.** Quadrennial. First issue 1976. Bilingual.

ISSN 0575-8629.

DDC 338.4/736375/0971.

Presents data on funeral services: receipts by source and type of service, average funeral cost, inventory, purchases and expenditures. Includes methodology, data quality, definitions and analysis.

	<i>Per Issue</i>
Canada:	\$20.00
United States:	US\$21.00
Other Countries:	US\$21.00

## 63-537

**Architectural, engineering and scientific services, 1986.** 58 p. 28 cm. 1989. Bilingual.

ISBN 0-660-54209-9.

DDC 338.4/762/000971.

Presents the principal statistics for offices of architects, consulting engineers and businesses providing scientific and technical services. Data are presented separately for each industry by size group and province, and include employment, operating expenses and revenue distribution by specialization. Text includes data analysis, as well as discussion of survey objectives, methodology and data quality.

	<i>Per Issue</i>
Canada:	\$33.00
United States:	US\$35.00
Other Countries:	US\$35.00

## 63-603

**Operating results, men's retail clothing stores.** Irregular. First issue 1974. Bilingual.

ISSN 0829-7401.

DDC 381.4/5687/088041.

Presents data on men's retail clothing stores: operating results, providing ratios of gross profit, detailed expense items and net profit as a percentage of net sales for incorporated and for unincorporated firms. These ratios are stratified by sales size and by province or region wherever possible. In order to enhance the usefulness of the data, both the "mean" and the "median" are shown for each financial ratio. Includes bibliography.

	<i>Per Issue</i>
Canada:	\$15.00
United States:	US\$16.00
Other Countries:	US\$16.00



# COMMERCE, CONSTRUCTION, FINANCE AND PRICES

63-607

**Operating results, retail drug stores.** Irregular. First issue 1978. Bilingual.

ISSN 0829-741X.

DDC 381/456154/0971.

Presents data on retail drug stores: operating results, providing ratios of gross profit, detailed expense items and net profit as a percentage of net sales for incorporated and for unincorporated firms. These ratios are stratified by sales size and by province or region wherever possible. In order to enhance the usefulness of the data, both the "mean" and the "median" are shown for each financial ratio. Includes data analysis, methodology and bibliography.

	<i>Per Issue</i>
Canada:	\$15.00
United States:	US\$16.00
Other Countries:	US\$16.00

63-608

**Operating results, retail florists.** Biennial. First issue 1979. Bilingual.

ISSN 0833-2274.

DDC 381/456359/0971.

Presents data on retail florists: operating results, providing ratios of gross profit, detailed expense items and net profit as a percentage of net sales for incorporated and unincorporated firms. These ratios are stratified by sales size and by province or region wherever possible. In order to enhance the usefulness of the data, both the "mean" and the "median" are shown for each financial ratio. Includes data analysis, methodology and bibliography.

	<i>Per Issue</i>
Canada:	\$15.00
United States:	US\$16.00
Other Countries:	US\$16.00

63-609

**Operating results, retail jewellery stores.** Annual. First issue 1978. Bilingual.

ISSN 0833-2282.

DDC 381/4573927/0971.

Presents data on independent retail jewellery stores: operating results, providing ratios of gross profit, detailed expense items and net profit as a percentage of net sales for incorporated and unincorporated firms. These ratios are stratified by sales size and by province or region wherever possible. In order to enhance the usefulness of the data, both the "mean" and the "median" are shown for each financial ratio. Includes data analysis, methodology and bibliography.

*Per Issue*

Canada:	\$15.00
United States:	US\$16.00
Other Countries:	US\$16.00

## CONSTRUCTION AND HOUSING

64-001

**Building permits.** Monthly. First issue, Dec. 1922. Bilingual.

ISSN 0318-8809.

DDC 338.4/769/00971.

Statistics of building permits issued by municipalities: number of new dwelling units by type; value of residential, commercial, governmental and institutional building construction for individual municipalities, metropolitan areas, census divisions and provinces. Greater detail by type and value of structures for provinces. Includes data analysis and definitions.

	<i>Per Issue</i>	<i>Per Year</i>
Canada:	\$22.10	\$221.00
United States:	US\$26.50	US\$265.00
Other Countries:	US\$30.90	US\$309.00

64-002

**Housing starts and completions.** Monthly. First issue, Apr. 1946. Last issue, Dec. 1989. Bilingual. **Discontinued.**

ISSN 0319-8278.

DDC 338.4/76908/0971.

Construction of permanent dwellings in Canada, showing starts, completions and units under construction; monthly figures for provinces and urban centres of 10,000 or greater population; quarterly data for all areas. Includes definitions and data highlights.

	<i>Per Issue</i>
Canada:	\$13.70
United States:	US\$16.40
Other Countries:	US\$16.40

64-201

**Construction in Canada.** Annual. First issue 1951/1953. Bilingual.

ISSN 0527-4974.

DDC 338.4/769/00971.

This publication contains data on the total value of construction put in place. The analysis includes data for construction in both current and constant dollars for new and repair construction and the type of structure by sector and by province. Seventy different types of structures are covered. The publication also devotes a section on labour content and cost of ma-

terials. The tabulations focus on capital spending intentions for the coming year, preliminary estimates of actual investment for the current year and the actual investment for the previous year.

	<i>Per Issue</i>
Canada:	\$39.00
United States:	US\$47.00
Other Countries:	US\$55.00

64-202

**Household facilities and equipment.** Annual. First issue, Sept. 1953. Bilingual.

ISSN 0318-5273.

DDC 363.5/0971.

Sample surveys of household facilities are taken in the spring of each year. This publication presents estimates of: heating, water, cooking and bathroom facilities; appliances like refrigerators, microwave ovens, washing machines and clothes dryers in Canadian homes. It also includes items such as telephones, radios, television sets, automobiles, etc. Recreation equipment, supplementary heating equipment and fuel, and questions on dwelling condition are included on a rotational basis, as are other household items. The report also includes data analysis, definitions, data quality and survey questionnaires.

	<i>Per Issue</i>
Canada:	\$28.00
United States:	US\$34.00
Other Countries:	US\$39.00

64-203

**Building permits, annual summary.** Annual. First issue 1966. Bilingual.

ISSN 0575-7975.

DDC 338.4/769/00971.

Annual summaries of data on the number and value of building permits issued in more than 1,600 Canadian municipalities. Data presented in similar form to those available in monthly publication 64-001. Includes data analysis and definitions.

	<i>Per Issue</i>
Canada:	\$56.00
United States:	US\$67.00
Other Countries:	US\$78.00

64-204

**Mechanical trade contractors.** Annual. First issue 1967. Bilingual.

ISSN 0835-1031.

DDC 338.4/76928/0971.

This publication contains information on the aggregate activity of mechanical trade contractors (i.e. plumbing, heating and cooling, sheet metal, etc.). It is one of seven publications resulting from the



## COMMERCE, CONSTRUCTION, FINANCE AND PRICES

annual construction census that provide statistics on the construction industry. Input and output dollar volumes as well as labour hours and person years are listed by region and trade. Selected balance sheet information and financial ratios are also presented. The text covers an introduction, a review of the data that includes analytical tables and charts, definitions and a methodology description.

	<i>Per Issue</i>
<i>Canada:</i>	\$22 00
<i>United States:</i>	US\$26 00
<i>Other Countries:</i>	US\$31 00

### 64-205

**Electrical trade contractors.** Annual. First issue 1969. Bilingual.  
ISSN 0835-104X.  
DDC 338.4/762131/0971.

This publication contains information on the aggregate activity of electrical trade contractors. It is one of seven publications resulting from the annual construction census that provide statistics on the construction industry. Input and output dollar volumes as well as labour hours and person years are listed by province and size group. Selected balance sheet information and financial ratios are also presented. The text covers an introduction, a review of the data that includes analytical tables and charts, definitions and a methodology description.

	<i>Per Issue</i>
<i>Canada:</i>	\$22 00
<i>United States:</i>	US\$26 00
<i>Other Countries:</i>	US\$31 00

### 64-206

**Highway, road, street and bridge contractors.** Annual. First issue 1970. Bilingual.  
ISSN 0835-1058.  
DDC 338.4/7624/0971.

This publication contains information on the aggregate activity of general contractors primarily engaged in highway, road, street and bridge construction. It is one of seven publications resulting from the annual construction census that provide statistics on the construction industry. Input and output dollar volumes, as well as labour hours and person years are listed by province and size group. Selected balance sheet information and financial ratios are also presented. The text covers an introduction, a review of the data that includes analytical tables and charts, definitions and a methodology description.

	<i>Per Issue</i>
<i>Canada:</i>	\$22 00
<i>United States:</i>	US\$26 00
<i>Other Countries:</i>	US\$31 00

### 64-207

**Non-residential general contractors and developers.** Annual. First issue 1971. Bilingual.  
ISSN 0835-1066.  
DDC 338.4/769/00971.

This publication contains information on the aggregate activity of general contractors primarily engaged in non-residential building construction. It is one of seven publications resulting from the annual construction census that provide statistics on the construction industry. Input and output dollar volumes, as well as labour hours and person years are listed by province and size group. Selected balance sheet information and financial ratios are also presented. The text covers an introduction, a review of the data that includes analytical tables and charts, definitions and a methodology description.

	<i>Per Issue</i>
<i>Canada:</i>	\$22 00
<i>United States:</i>	US\$26 00
<i>Other Countries:</i>	US\$31 00

### 64-208

**Residential general contractors and developers.** Annual. First issue 1973. Bilingual.  
ISSN 0835-1074.  
DDC 338.4/76908/0971.

This publication contains information on the aggregate activity of general contractors primarily engaged in residential building construction. It is one of seven publications resulting from the annual construction census that provide statistics on the construction industry. Input and output dollar volumes, as well as labour hours and person-years are listed by province and size group. Selected balance sheet information and financial ratios are also presented. The text covers an introduction, a review of the data that includes analytical tables and charts, definitions and a methodology description.

	<i>Per Issue</i>
<i>Canada:</i>	\$22 00
<i>United States:</i>	US\$26 00
<i>Other Countries:</i>	US\$31 00

### 64-209

**Heavy engineering contractors.** Annual. First issue 1975. Bilingual.  
ISSN 0835-1082.  
DDC 338.4/7624/0971.

This publication contains information on the aggregate activity of general contractors primarily engaged in construction of heavy engineering type projects such as electric power, waterworks and sewage, gas and oil, marine and other facilities. It is one of seven publications resulting from the annual construction census that provide statistics on the construction industry. Input and output dollar volumes, as well as labour hours and person years are listed by province, size group and major type of construction. Selected balance sheet information and financial ratios are also presented. The text covers an introduction, a review of the data that includes analytical tables and charts, definitions and a methodology description.

	<i>Per Issue</i>
<i>Canada:</i>	\$22 00
<i>United States:</i>	US\$26 00
<i>Other Countries:</i>	US\$31 00

### 64-210

**Special trade contractors.** Annual. First issue 1975. Bilingual.  
ISSN 0835-1090.  
DDC 338.4/7624/0971.

This publication contains information on the aggregate activity of special trade contractors (i.e. sub-contractors). It is one of seven publications resulting from the annual construction census that provide statistics on the construction industry. Input and output dollar volumes as well as labour hours and person years are listed by region and trade. Selected balance sheet information and financial ratios are also presented. The text covers an introduction, a review of the data that includes analytical tables and charts, definitions and a methodology description.

	<i>Per Issue</i>
<i>Canada:</i>	\$27 00
<i>United States:</i>	US\$32 00
<i>Other Countries:</i>	US\$38 00

### 64-601

**Household facilities and equipment, 1977-1981 (revised estimates)** / Statistics Canada, Consumer Income and Expenditure Division. 46 p. 28 cm. 1982. Bilingual.  
ISBN 0-660-51980-1.  
DDC 338.4/769/00971.

Survey estimates are revised when the latest Census of Canada data become available. The latest set of revisions, based on the 1981 Census affected the data



# COMMERCE, CONSTRUCTION, FINANCE AND PRICES

collected in the years 1977-1981. All tables which appeared in publication 64-202 for these years have been revised and are presented in this report.

Price: Back Issue

## INTERNATIONAL TRADE

### 65-001

**Summary of Canadian international trade (H.S. based).** Monthly. First issue, Jan. 1947. Bilingual.

ISSN 0828-1556.

DDC 382/.0971.

Included in this publication are highlights, definitions and occasional articles on Canadian trade as well as a series of summary charts and tables showing monthly, quarterly, and annual data on both a customs and balance of payments basis. Data are presented by principal trading area, country, commodity category and province. Price/volume indexes and constant dollar information are also included.

	Per Issue	Per Year
Canada:	\$18.20	\$182.00
United States:	US\$21.80	US\$218.00
Other Countries:	US\$25.50	US\$255.00

### 65-001P

**Preliminary statement of Canadian international trade (H.S. based).** Monthly. First issue, Mar. 1985. Bilingual.

ISSN 0828-1998.

DDC 382/.0971.

This monthly information bulletin releases preliminary merchandise trade data in advance of regular international trade publications. This release presents a textual analysis of Canadian trade on a balance of payments basis and is supplemented by a series of summary tables, charts and graphics, as well as articles dealing with recent developments in methodology and in Canada's merchandise trade. The data are released at 8:30 a.m. (E.S.T.).

	Per Issue	Per Year
Canada:	\$10.00	\$100.00
United States:	US\$12.00	US\$120.00
Other Countries:	US\$14.00	US\$140.00

### 65-001P

#### Facsimile Service (10-002)

In response to client demand for more timely reception of data from the Preliminary Statement of Canadian International Trade (Catalogue 65-001P), the International Trade Division has initiated a fac-

simile service to provide tables from the publication on the morning of release 7:00 a.m. (E.S.T.). This service is effective with the January 1990 data month and is presented as a part of a subscription package discount offer consisting of the printed publication, forwarded by mail, plus the tables faxed directly to the subscriber.

	Per Year
Canada:	\$250.00
United States:	US\$350.00
Other Countries:	US\$350.00

### 65-003

**Exports by country (H.S. based).** Quarterly. First issue, Mar. 1944. Bilingual.

ISSN 0848-2896.

Incorrect ISSN (0703-0533) printed in the publication.

DDC 382/.6/0971.

Each quarter, this publication presents Canada's export trade data (values only) by country and commodity according to the Harmonized System (H.S.) at the two-digit level showing the latest quarter together with the cumulative year-to-date totals (distributed by province of origin).

	Per Issue	Per Year
Canada:	\$82.75	\$331.00
United States:	US\$99.25	US\$397.00
Other Countries:	US\$115.75	US\$463.00

### 65-004

**Exports by commodity (H.S. based).** Monthly. First issue, Jan. 1944. Bilingual.

ISSN 0848-2918.

Incorrect ISSN (0318-238X) printed in the publication.

DDC 382/.6/0971.

This publication provides detailed export trade data (quantity and value) for the current month and year-to-date by commodity and country according to the Harmonized System (H.S.) at the six-digit level and summarized data by country, section (H.S.) and province of origin.

	Per Issue	Per Year
Canada:	\$55.10	\$551.00
United States:	US\$66.10	US\$661.00
Other Countries:	US\$77.10	US\$771.00

### 65-006

**Imports by country (H.S. based).** Quarterly. First issue, Mar. 1944. Bilingual.

ISSN 0844-837X.

DDC 382/.5/0971.

Each quarter, this publication presents import trade data (values only) by country and commodity according to the Harmonized System (H.S.) at the two-digit level

showing the latest quarter together with the cumulative year-to-date totals (distributed by province of clearance).

	Per Issue	Per Year
Canada:	\$82.75	\$331.00
United States:	US\$99.25	US\$397.00
Other Countries:	US\$115.75	US\$463.00

### 65-007

**Imports by commodity (H.S. based).**

Monthly. First issue, Jan. 1944. Bilingual.

ISSN 0848-290X.

Incorrect ISSN (0318-2398) printed in the publication.

DDC 382/.5/0971.

This publication presents detailed import trade data (quantity and value) for the current month and year-to-date by commodity and country according to the Harmonized System (H.S.) at the six-digit level and summarized data by country, section (H.S.) and province of clearance.

	Per Issue	Per Year
Canada:	\$55.10	\$551.00
United States:	US\$66.10	US\$661.00
Other Countries:	US\$77.10	US\$771.00

### 65-202

**Exports, merchandise trade (H.S. based).** Annual. First issue 1939. Bilingual.

ISSN 0844-8361.

Incorrect ISSN (0317-5375) printed in the publication.

DDC 382/.6/0971.

This publication provides detailed annual export data for the current year (quantity and value) by commodity and country according to the Harmonized System (H.S.) at the six-digit level. Also included are summarized data by country and principal trading areas for up to ten years; province of origin by country of destination (including American states); the mode of transport for the current year; and summary export categories by country for five years.

	Per Issue
Canada:	\$166.00
United States:	US\$199.00
Other Countries:	US\$232.00

### 65-203

**Imports, merchandise trade (H.S. based).** Annual. First issue 1939. Bilingual.

ISSN 0844-8353.

Incorrect ISSN (0317-5375) printed in the publication.

DDC 382/.5/0971.

This publication provides detailed annual

## COMMERCE, CONSTRUCTION, FINANCE AND PRICES

import data for the current year, showing values only by commodity and country according to the Harmonized System (H.S.) at the six-digit level. Also included are summarized data by country of origin, country of consignment and principal trading areas for up to ten years; province of clearance by country (including American states); the mode of transport for the current year; and summary import categories by country of origin for five years.

	<i>Per Issue</i>
<i>Canada:</i>	\$166.00
<i>United States:</i>	US\$199.00
<i>Other Countries:</i>	US\$232.00

### 65-503

**Canadian international trading patterns** / Statistics Canada, International Trade Division. 75 p. 28 cm. 1985. Bilingual.

ISBN 0-660-52869-X.

DDC 382/.0971.

This chartbook reviews Canada's trading relations with its principal partners between 1970 and 1984. Charts illustrate the highlights of this period, such as the declining importance of trade with Europe and the recent shift from trade deficits to surplus in the motor vehicle sector. It also includes a calendar of events that have had a major impact on Canada's trade with other countries.

	<i>Per Issue</i>
<i>Canada:</i>	\$25.00
<i>United States:</i>	US\$26.00
<i>Other Countries:</i>	US\$26.00

## INTERNATIONAL TRAVEL

### 66-001

**International travel.** Quarterly. First issue 1931. Bilingual.

ISSN 0838-3952.

DDC 338.4/79171/0464.

This report contains information by month for the past two years on a province of entry basis in the form of tables and graphs with analytical text summarizing the quarter. Mode of transportation and country of residence of visitors are also included. This report includes estimates of the travel account for the balance of payments both seasonally and not seasonally adjusted.

	<i>Per Issue</i>	<i>Per Year</i>
<i>Canada:</i>	\$38.50	\$154.00
<i>United States:</i>	US\$46.25	US\$185.00
<i>Other Countries:</i>	US\$54.00	US\$216.00

### 66-001P

**International travel, advance information.** Monthly. First issue, Apr. 1985. Bilingual. (Touriscope).

ISSN 0705-5269.

DDC 338.4/79171/0464.

This bulletin contains advance information monthly and year-to-date, on visitors entering Canada and on returning Canadian residents. It also includes an estimate of overnight trips by province of entry (visitors) and re-entry (Canadian residents). The bulletin is released seven weeks following the reference period.

	<i>Per Issue</i>	<i>Per Year</i>
<i>Canada:</i>	\$6.10	\$61.00
<i>United States:</i>	US\$7.30	US\$73.00
<i>Other Countries:</i>	US\$8.50	US\$85.00

### 66-201

**International travel, travel between Canada and other countries.** Annual. First issue 1920. Bilingual. (Touriscope).

ISSN 0317-6738.

DDC 338.4/79171/0464.

This report summarizes annual findings of travel to and from Canada in the form of tables, charts, maps and an analytical review. The publication provides a profile of international travellers by province/country of residence, area of destination, mode of transportation, purpose, length of stay, expenditures, age group and sex.

	<i>Per Issue</i>
<i>Canada:</i>	\$34.00
<i>United States:</i>	US\$41.00
<i>Other Countries:</i>	US\$48.00

## BALANCE OF PAYMENTS AND INTERNATIONAL INVESTMENTS

### 67-001

**Canada's balance of international payments.** Quarterly. First issue 1953. Bilingual. (System of national accounts).

ISSN 0847-074X.

DDC 382.1/7/0971.

The publication presents Canada's transactions with non-residents on a quarterly basis. These transactions are grouped under two main accounts: the current account for merchandise, services, investment income and transfers; the capital account for borrowings and investments abroad. The transactions are distributed among six geographical areas (quarterly and annually) for the current and two previous years with comments on develop-

ments in the current quarter. The fourth quarter issue includes: more detailed breakdowns of some accounts, annual historical data for six geographical areas back to 1973 and, for total non-residents, from 1927.

	<i>Per Issue</i>	<i>Per Year</i>
<i>Canada:</i>	\$27.50	\$110.00
<i>United States:</i>	US\$33.00	US\$132.00
<i>Other Countries:</i>	US\$38.50	US\$154.00

### 67-001P

**Canada's balance of international payments.** Quarterly. First issue, 2nd quarter 1980. Bilingual.

ISSN 0847-074X.

DDC 382.1/7/0971.

Advance release of the publication 67-001. Presents Canada's transactions with all non-residents and with United States residents; includes highlights for the current quarter and data for the previous two years.

	<i>Per Issue</i>	<i>Per Year</i>
<i>Canada:</i>	\$10.25	\$41.00
<i>United States:</i>	US\$12.25	US\$49.00
<i>Other Countries:</i>	US\$14.25	US\$57.00

### 67-002

**Security transactions with non-residents.** Monthly. First issue 1935. Bilingual.

ISSN 0702-6587.

DDC 332.6/73/0971.

Presents trading in Canadian and foreign bonds and stocks with non-residents. Trading in outstanding securities is presented on a monthly basis, while new issues and retirements are quarterly. Monthly gross and net transactions are presented with the United States, United Kingdom, Continental Europe, Japan and other countries by type of issue; data for the previous two years are included. Highlights are given for the current period. The December issue contains historical data and an annual review.

	<i>Per Issue</i>	<i>Per Year</i>
<i>Canada:</i>	\$15.80	\$158.00
<i>United States:</i>	US\$19.00	US\$190.00
<i>Other Countries:</i>	US\$22.10	US\$221.00

### 67-202

**Canada's international investment position.** Annual. First issue 1926/1967. Bilingual. (System of national accounts).

ISSN 0318-8868.

DDC 332.6/73/0971.

Presents the external financial position of Canada in terms of foreign investments in Canada and Canadian investments abroad



# COMMERCE, CONSTRUCTION, FINANCE AND PRICES

at year end. Contains detailed analysis by type of investments, by industry, by country. Analytical information is also provided on the relative position of both Canadian and foreign ownership and control of capital employed in Canada. Detailed data are provided for eight years.

	<i>Per Issue</i>
<i>Canada:</i>	\$37.00
<i>United States:</i>	US\$44.00
<i>Other Countries:</i>	US\$52.00

## 67-203

**Canada's international transactions in services.** Annual. First issue 1986/1987. Bilingual. (System of national accounts). ISSN 0840-5859. DDC 382.1/7/0971.

Presents international transactions in services: travel, freight and shipping, business services, government and other services. Business services are shown for five years in detail: receipts and payments for sixteen categories, by geographical area, by country of control, by industry and, for each category, whether or not the transaction is with foreign affiliates.

	<i>Per Issue</i>
<i>Canada:</i>	\$32.00
<i>United States:</i>	US\$38.00
<i>Other Countries:</i>	US\$45.00

## 67-509

**Canadian imports by domestic and foreign controlled enterprises.** Biennial. First issue 1978. Bilingual. ISSN 0830-0097. DDC 382.5/0971.

Comprehensive study of Canadian imports in which the country of control of each importing firm is identified. The relative degree of import orientation of foreign and Canadian-controlled firms operating in Canada has been measured by employing a ratio of a firm's imports to its sales. The degree to which foreign-controlled firms' imports were sourced from their home countries has also been analyzed. In addition, the study illustrates the degree of import concentration in Canada. Includes data analysis, methodology and bibliography.

	<i>Per Issue</i>
<i>Canada:</i>	\$25.00
<i>United States:</i>	US\$26.00
<i>Other Countries:</i>	US\$26.00

## 67-510

**Canada's international trade in services, 1969 to 1984 /** Statistics Canada, Balance of Payments, International and Financial Economics Division. (System of national accounts). 52 p. 28 cm. 1986. Bilingual. ISBN 0-660-52885-1. DDC 382.1/7/0971.

Provides an analysis of important trends in this sector over 15 years. The analytical text and 22 tables draw on data selected from six of 15 years from 1969 to 1984. Business services are covered extensively, with detailed information available for the first time for 1983 and 1984 - including regional and industrial breakdowns. Data are given for up to six geographical areas around the world and 16 categories such as consulting and professional services, royalties and computer services. The data also show whether or not transactions were carried out with affiliates abroad (e.g. Canadian subsidiaries with their foreign head offices).

	<i>Per Issue</i>
<i>Canada:</i>	\$15.00
<i>United States:</i>	US\$16.00
<i>Other Countries:</i>	US\$16.00

## GOVERNMENT FINANCE

**Note:** The following Public Institutions publications have now been suspended. For further information on current data still available, please contact Tom Capland at (613) 951-0885 or Patti Phillips at (613) 951-0767.

## 68-204

**Local government finance, revenue and expenditure, assets and liabilities, actual.** Annual. First issue 1944. Bilingual. ISSN 0703-2749. DDC 336/.014/71.

Presents provincial and national aggregates of local government actual revenue and expenditure classified according to financial management series concepts. Also includes details of financial assets and liabilities and long-term debt. Includes definitions, data analysis, historical summary and bibliography.

	<i>Per Issue</i>
<i>Canada:</i>	\$26.00
<i>United States:</i>	US\$31.00
<i>Other Countries:</i>	US\$31.00

## 68-207

**Provincial government finance, revenue and expenditure.** Annual. First issue 1950. Last issue 1985. Bilingual. **Discontinued.** ISSN 0575-9498. DDC 336/.013/71/

This publication presents provincial government revenue by source and expenditure by function (purpose) plus five years of historical summaries in accordance with financial management system concepts. It also provides a reconciliation of financial management revenue and expenditure to the ordinary revenue and expenditure of the provincial public accounts. An analysis of provincial government revenue and expenditure, explanatory notes, charts and a list of special funds are also included.

	<i>Per Issue</i>
<i>Canada:</i>	\$26.00
<i>United States:</i>	US\$31.00
<i>Other Countries:</i>	US\$31.00

## 68-209

**Provincial government finance, assets, liabilities, source and application of funds.** Annual. First issue 1950. Bilingual. ISSN 0710-1023. DDC 336/.013/71.

Analyses financial assets and liabilities of provincial and territorial governments by province. Analytical text, tables and charts are also featured as well as foreign borrowings, list of special funds and various financing techniques used by provincial governments. Historical data for the last ten years are included. The publication contains accurate information on the inter-provincial comparability of direct and guaranteed debt of provincial governments.

	<i>Per Issue</i>
<i>Canada:</i>	\$32.00
<i>United States:</i>	US\$38.00
<i>Other Countries:</i>	US\$38.00

## 68-211

**Federal government finance, revenue and expenditure, assets and liabilities.** Annual. First issue 1953. Bilingual. ISSN 0575-8505. DDC 336.71.

An analysis of federal government revenue and expenditure, assets, liabilities and surplus within the financial management concepts, providing functional, economic cross-classifications together with analysis

## COMMERCE, CONSTRUCTION, FINANCE AND PRICES

of sources and uses of funds, transfers to other levels of government, special fund operations and bonded debt. Also provides a reconciliation of financial management revenue and expenditure to budgetary revenue and expenditure as per public accounts. Includes data analysis and bibliography.

*Per Issue*

Canada: \$26.00  
 United States: US\$31.00  
 Other Countries: US\$31.00

### 68-507E

**The system of government financial management statistics.** 158 p. 28 cm. 1984. E. and F.

ISBN 0-660-11577-8.

DDC 336.71.

Presents an operations manual for the Financial Management System of Government Statistics. It defines the scope and precise nature of data currently available for government financial transactions and the accounting concepts which underlie the data.

*Per Issue*

Canada: \$15.00  
 United States: US\$16.00  
 Other Countries: US\$16.00



# EMPLOYMENT, UNEMPLOYMENT AND LABOUR INCOME

## LABOUR FORCE

### 71-001

**The labour force.** Monthly. First issue, Nov. 1945. Bilingual.

ISSN 0380-6804.

DDC 331.11/0971.

This monthly presents seasonally adjusted and unadjusted estimates of labour force, employment and unemployment, with unemployment and participation rates analyzed by selected geographic, demographic and occupational variables. It includes updates to historical series contained in 71-201, occasional special analyses and a sample questionnaire, definitions, a list of economic regions and a bibliography.

	<i>Per Issue</i>	<i>Per Year</i>
Canada:	\$17.90	\$179.00
United States:	US\$21.50	US\$215.00
Other Countries:	US\$25.10	US\$251.00

### 71-001P

**Labour force information.** Monthly. First issue, Oct. 1976. Bilingual.

ISSN 0708-3157.

DDC 331.11/0971.

This publication provides a series of summary tables on labour force characteristics for Canada, provinces and metropolitan areas as well as a brief commentary highlighting current developments in the Canadian labour force. This publication is preliminary to 71-001.

	<i>Per Issue</i>	<i>Per Year</i>
Canada:	\$6.30	\$63.00
United States:	US\$7.60	US\$76.00
Other Countries:	US\$8.80	US\$88.00

### 71-201

**Historical labour force statistics, actual data, seasonal factors, seasonally adjusted data.** Annual. First issue 1953/1967. Bilingual.

ISSN 0703-2684.

DDC 331.11/0971.

This annual publication presents a selection of historical labour force statistics and related seasonal adjustment information. It also contains several hundred time series, derived from the monthly Labour Force Survey. It includes data analysis, definitions, data quality and the survey questionnaires.

	<i>Per Issue</i>
Canada:	\$61.00
United States:	US\$73.00
Other Countries:	US\$85.00

### 71-202

**Annual report of the Minister of Regional Industrial Expansion under the Corporations and Labour Unions Returns Act. Part II, Labour unions.** Annual. First issue 1963. Bilingual.

ISSN 0228-345X.

DDC 331.88/0971.

The report contains statistical summaries and analyses of labour union activity in Canada including organization and structure of the unions, male and female union membership, geographical location and industry of local unions, affiliations and union financial activity. The extent of the affiliation of organized labour in Canada with international unions is outlined.

	<i>Per Issue</i>
Canada:	\$34.00
United States:	US\$41.00
Other Countries:	US\$48.00

### 71-205

**Canada's women.** Annual. First issue 1986. Bilingual.

ISSN 0835-846X.

DDC 331.4/0971.

This report looks at the annual patterns of employment and unemployment of women and the characteristics of jobs they hold (full-/part-year, wages/salary, union membership, pension plan coverage.)

	<i>Per Issue</i>
Canada:	\$12.00
United States:	US\$14.00
Other Countries:	US\$17.00

### 71-206

**Canada's men.** Annual. First issue 1986. Bilingual.

ISSN 0835-8478.

DDC 331.11/0971.

This report looks at the annual patterns of employment and unemployment of men and the characteristics of jobs they hold (full-/part-year, wages/salary, union membership, pension plan coverage.)

	<i>Per Issue</i>
Canada:	\$12.00
United States:	US\$14.00
Other Countries:	US\$17.00

### 71-207

**Canada's youth.** Annual. First issue 1986. Bilingual.

ISSN 0835-8486.

DDC 331.3/4/0971.

This report focuses on 16 to 24 year olds. It examines labour force participation, patterns of employment and unemployment,

earnings, and satisfaction with employment during the year.

	<i>Per Issue</i>
Canada:	\$12.00
United States:	US\$14.00
Other Countries:	US\$17.00

### 71-208

**Canada's older workers.** Annual. First issue 1986. Bilingual.

ISSN 0835-8494.

DDC 331.3/94/0971.

This report focuses on 45 to 69 year olds. It examines labour force participation, patterns of employment and unemployment, earnings, and satisfaction with employment during the year.

	<i>Per Issue</i>
Canada:	\$12.00
United States:	US\$14.00
Other Countries:	US\$17.00

### 71-214

**Canada's unionized workers.** Annual. First issue 1986. Bilingual.

ISSN 0835-8554.

DDC 331.88/0971.

This report looks at the annual patterns of employment and unemployment of unionized workers and the characteristics of jobs they hold (full-/part-year, wages/salary, union membership, pension plan coverage.)

	<i>Per Issue</i>
Canada:	\$12.00
United States:	US\$14.00
Other Countries:	US\$17.00

### 71-519 see 71-535 no. 2

### 71-529

**Labour force annual averages, 1981-1988 /** Statistics Canada, Household Surveys Division. 377 p. 28 cm. 1989. Bilingual.

ISBN 0-660-54218-8.

DDC 331.11/0971.

This publication provides annual averages for the years 1981 to 1988 of the tables contained in the monthly 71-001, revised to the latest census of population benchmark (1986). The tables contained in this publication have been redesigned in order to provide a greater range of data for the user.

	<i>Per Issue</i>
Canada:	\$64.00
United States:	US\$76.80
Other Countries:	US\$76.80

## EMPLOYMENT, UNEMPLOYMENT AND LABOUR INCOME

71-532 see 71-535 no. 3

### 71-533

**Family characteristics and labour force activity, annual averages, 1977-1984** / Statistics Canada, Labour and Household Surveys Analysis Division. 131 p. 28 cm. 1986. Bilingual.

ISBN 0-660-52240-3.

DDC 331.12/0971.

This publication presents a set of tables which links the labour force activity of individuals to selected characteristics of the families to which they belong using annual average data from the Labour Force Survey. The accompanying text provides definitions of terms used followed by a description of the tables and technical notes related to the weighting and methodological limitations of the data.

	<i>Per Issue</i>
Canada:	\$33.00
United States:	US\$34.50
Other Countries:	US\$34.50

### 71-534

**Women in the workplace : selected data** / Statistics Canada, Target Groups Project. 78 p. 28 cm. 1987. Bilingual.

ISBN 0-660-53402-9.

DDC 331.4/0971.

The influx of women into the work force in the last 10 years has resulted in significant changes within Canadian society. The publication details such topics as education in relation to earnings, ratio of female to male income, and employment of women with children. Data, most recent as 1985, cover a 10-year period and are presented in 25 tables and 6 charts.

	<i>Per Issue</i>
Canada:	\$20.00
United States:	US\$21.00
Other Countries:	US\$21.00

### 71-535 no. 1

**Labour market activity of disabled persons in Canada** / by D. Gower. (Labour analytic report no. 1). 96 p. 28 cm. 1988. Bilingual.

ISBN 0-660-53420-7.

DDC 331.5/9/0971.

How likely is it that a disabled person is active in the labour market? To what extent is this person's participation influenced by education and by degree of disability? Using data from the Canadian Health and Disability Survey (conducted in October 1983 and June 1984), this study answers such questions.

	<i>Per Issue</i>
Canada:	\$24.00
United States:	US\$25.00
Other Countries:	US\$25.00

### 71-535 no. 2

**The decline of unpaid family work in Canada** / by Doreen Duchesne. (Labour analytic report no. 2). 82 p. 28 cm. 1989. Bilingual.

ISBN 0-660-53436-3.

DDC 331.5/4/0971.

This report provides an overview of unpaid family work from a historical and current perspective. It highlights farm employment (in which unpaid family work has traditionally been concentrated) from the end of the last century and provides in-depth analysis of unpaid family work in various industries between 1975 and 1987, with an emphasis on agriculture. (Quote catalogue no. 71-519 when ordering.)

	<i>Per Issue</i>
Canada:	\$24.00
United States:	US\$25.00
Other Countries:	US\$25.00

### 71-535 no. 3

**Results from a special survey of employers** / by Gary L. Cohen. (Labour analytic report no. 3). 58 p. 28 cm. 1989. Bilingual.

ISBN 0-660-54210-2.

DDC 331.12/5/0971.

This study analyzes data from the Survey of the Self-employed, conducted in November 1986. As well as describing the socio-economic characteristics of employers, it includes data about business partners, the year the business was established, the number of paid employees, the work schedule and kinds of work performed by the employees, and the number of paid workers between January and November 1986. (Quote catalogue no. 71-532 when ordering.)

	<i>Per Issue</i>
Canada:	\$24.00
United States:	US\$29.00
Other Countries:	US\$29.00

### 71-535 no. 4

**Giving freely : volunteers in Canada** / by Doreen Duchesne. (Labour analytic report no. 4). 104 p. 28 cm. 1989. Bilingual.

ISBN 0-660-54222-6.

DDC 331.5/0971.

This report looks at results from the Survey of Volunteer Activity, conducted in October 1987 and examines the characteristics of volunteers, the nature of their

volunteer activities, the types of organizations they serve, and the amount of time they spend volunteering. (Quote catalogue no. 71-602 when ordering.)

	<i>Per Issue</i>
Canada:	\$28.00
United States:	US\$34.00
Other Countries:	US\$34.00

### 71-535 no. 5

**Labour Force Survey economic regions, 1986 Census** / Statistics Canada, Labour and Household Surveys Analysis Division. (Labour analytic report no. 5). 79 p. 28 cm. 1989. Bilingual.

ISBN 0-660-53587-4.

DDC 304.6/0971.

Data from the 1986 Census are presented for 71 economic regions. Variables include labour force activity by age, income of individuals and family, occupation by sex, ethnic origin, language, place of birth, educational attainment and field of study. (Quote catalogue no. 71-604 when ordering.)

	<i>Per Issue</i>
Canada:	\$37.00
United States:	US\$44.00
Other Countries:	US\$44.00

### 71-536

**Enterprising Canadians : the self-employed in Canada** / by Gary L. Cohen. 200 p. 28 cm. 1988. Bilingual.

ISBN 0-660-53413-4.

DDC 331.12/5/0971.

This publication offers a comprehensive view of self-employment in Canada. Drawing on data from the Labour Force Survey and the Survey of Consumer Finances, the study provides a wealth of demographic and labour market facts on the self-employed. The report also highlights the dynamic role played by the self-employed in recent labour market developments.

	<i>Per Issue</i>
Canada:	\$40.00
United States:	US\$42.00
Other Countries:	US\$42.00

### 71-582 see 71-601 no. 45

## LABOUR FORCE ACTIVITY SECTION: RESEARCH SERIES

### 71-601 no. 31

**Initial results from the 1981 survey of child care arrangements** / Statistics Canada, Economic Characteristics Staff, Labour Force Activity Section. (Labour



## EMPLOYMENT, UNEMPLOYMENT AND LABOUR INCOME

force research series no. 31). 49 p. 28 cm. 1982. Bilingual.

ISBN 0-660-51608-X.

DDC 362.7/12/0971.

This publication contains the results of a Labour Force Survey supplementary survey on child care arrangements. The survey addresses the types of care arrangements used for pre-school-age and school-age children, the amount of time spent in non-parental care, the cost of such care, and parental perceptions regarding care arrangements used. Originally issued as 86-X-501. Includes data analysis, data quality, survey questionnaire, and code sheet.

	<i>Per Issue</i>
Canada:	\$5.00
United States:	US\$6.00
Other Countries:	US\$6.00

### 71-601 no. 32

**Results from the absence from work surveys, 1978 to 1981** / Statistics Canada, Economic Characteristics Staff, Labour Force Activity Section. (Labour force research series no. 32). 30 p. 28 cm. 1982. Bilingual.

ISBN 0-660-51989-5.

DDC 331.25/762/0971.

This publication presents and analyzes selected results from the surveys concerning paid workers (employees) who were absent from work for a period of two or more consecutive weeks due to illness, accident or pregnancy at some time during the previous year. Originally issued as 71-X-503. Includes data analysis, notes, and survey questionnaire.

	<i>Per Issue</i>
Canada:	\$5.00
United States:	US\$6.00
Other Countries:	US\$6.00

### 71-601 no. 33

**An overview of employment developments, 1980-1982** / Statistics Canada, Economic Characteristics Staff, Labour Force Activity Section. (Labour force research series no. 33). 36 p. 28 cm. 1983. Bilingual.

ISBN 0-660-52283-7.

DDC 331.12/5/0971.

Examines various aspects of labour market developments between 1980 and 1982. It includes discussions of yearly fluctuations in employment, the distribution of full and part-time employment, and average hours worked. Originally issued as 71-X-505. Includes data analysis, definitions, and survey questionnaire.

#### *Per Issue*

Canada:	\$6.00
United States:	US\$7.20
Other Countries:	US\$7.20

### 71-601 no. 38

**Hourly earnings data from the survey of 1981 work history** / Statistics Canada, Economic Characteristics Division, Labour Force Activity Section. (Labour force research series no. 38). 87 p. 28 cm. 1984. Bilingual.

ISBN 0-660-52322-1.

DDC 331.2/971.

The publication presents hourly earnings data from the Labour Force Survey of 1981 Work History according to selected demographic characteristics (including age, sex and educational attainment) and selected job characteristics (such as unionization and full-time/part-time status). Originally issued as 71-X-509. Includes data analysis and survey questionnaire.

	<i>Per Issue</i>
Canada:	\$7.00
United States:	US\$8.40
Other Countries:	US\$8.40

### 71-601 no. 41

**Supplementary measures of unemployment, an update** / Statistics Canada, Economic Characteristics Division, Labour Force Activity Section. (Labour force research series no. 41). 42 p. 28 cm. 1984. Bilingual.

ISBN 0-660-52720-0.

DDC 331.13/74/0723.

The publication defines a number of supplementary unemployment rates that have been developed at Statistics Canada and describes their behaviour over time.

	<i>Per Issue</i>
Canada:	\$6.00
United States:	US\$7.20
Other Countries:	US\$7.20

### 71-601 no. 45

**Self-employment in Canada** / Statistics Canada, Labour and Household Surveys Analysis Division, Labour Force Activity Section. (Labour force research series no. 45). 33 p. 28 cm. 1985. Bilingual.

ISBN 0-660-52868-1.

DDC 331.12/5/0971.

Consists of two articles: the first deals with definitional and conceptual issues related to self-employment and presents an overview of trends over the 1979 to 1984 period; the second looks at self-employment in 1984 by age, sex and industry, and reviews changes in the characteristics

of the self-employed during and after the recession. (Quote catalogue no. 71-582 when ordering.)

	<i>Per Issue</i>
Canada:	\$10.00
United States:	US\$11.00
Other Countries:	US\$11.00

### 71-602 see 71-535 no. 4

### 71-603E

**Proceedings of a Workshop on Demographic Trends and their Impact on the Canadian Labour Market** / sponsored jointly by the Demography Division of Statistics Canada and the Employment and Immigration Analysis Directorate of Employment and Immigration Canada. 223 p. 28 cm. 1981. E. and F.

ISBN 0-660-11196-9.

DDC 304.6/0971.

Papers presented at the Workshop on Demographic Trends and Their Impact on the Canadian Labour Market, October 23, 1980, Ottawa. Includes seven papers and a list of participants.

	<i>Per Issue</i>
Canada:	\$6.00
United States:	US\$7.20
Other Countries:	US\$7.20

### 71-604 see 71-535 no. 5

## EMPLOYMENT AND EARNINGS

### 72-002

**Employment, earnings and hours, preliminary data.** Monthly. First issue, Dec. 1922. Bilingual.

ISSN 0380-6936.

DDC 331.12/5/0971.

This publication presents a timely picture of employment, earnings and hours which is vital for Canada's businesses and governments for planning and decision-making purposes. The tabulations focus on monthly labour market information and are available on a detailed industrial and geographic basis. The major economic variables are classified by types of employees for firms of all sizes and take-all firms. The publication also includes information relating to monthly highlights, a concepts and methods section and notes to users on data revisions and upcoming changes to the survey.



## EMPLOYMENT, UNEMPLOYMENT AND LABOUR INCOME

	<i>Per Issue</i>	<i>Per Year</i>
Canada:	\$38.50	\$385.00
United States:	US\$46.20	US\$462.00
Other Countries:	US\$53.90	US\$539.00

### 72-004

**Federal government employment.** Quarterly. First issue, Apr. 1952. Bilingual. ISSN 0575-8491. DDC 331.12/5135471.

Analyzes employment and payroll by month of federal government employees by province of work, occupational category, department and function and by province of work for employees of federal government enterprises. Includes data analysis, methodology; list of special funds, and government enterprises; classification by function; glossary and bibliography. **Note:** This publication is now suspended. For further information on current data still available, please contact Tom Capland at (613) 951-0885 or Patti Phillips at (613) 951-0767.

	<i>Per Issue</i>	<i>Per Year</i>
Canada:	\$23.00	\$92.00
United States:	US\$27.50	US\$110.00
Other Countries:	US\$27.50	US\$110.00

### 72-005

**Estimates of labour income.** Quarterly. First issue, Jan. 1946/June 1947. Bilingual. ISSN 0318-9007. DDC 331.2/971.

Each quarter this publication provides monthly estimates of wages and salaries, supplementary labour income and total labour income. The estimates of labour income account for approximately 50 % of Gross Domestic Product in the National Income and Expenditure Accounts. These data are published on an unadjusted and a seasonally adjusted basis by industry division for Canada, the provinces and territories. Each issue contains monthly data for the most current year, plus both monthly and annual data for the preceding five year period. The publication includes quarterly highlights, notes to users and a concepts and methods section.

	<i>Per Issue</i>	<i>Per Year</i>
Canada:	\$22.50	\$90.00
United States:	US\$27.00	US\$108.00
Other Countries:	US\$31.50	US\$126.00

### 72-007

**Provincial and territorial government employment.** Quarterly. First issue, Oct. 1959. Bilingual. ISSN 0825-9224. DDC 331.12/5135471.

Number and earnings of provincial government employees, full-time and other, by function for departmental services; summary information for provincial institutions of higher learning, provincial government enterprises, and workmen's compensation boards. Includes data analysis, methodology, glossary, list of special funds and government enterprises by province, and bibliography. **Note:** This publication is now suspended. For further information on current data still available, please contact Tom Capland at (613) 951-0885 or Patti Phillips at (613) 951-0767.

	<i>Per Issue</i>	<i>Per Year</i>
Canada:	\$17.25	\$69.00
United States:	US\$20.75	US\$83.00
Other Countries:	US\$20.75	US\$83.00

### 72-009

**Local government employment.** Quarterly. First issue, Jan./Mar. 1967. Bilingual. ISSN 0703-7392. DDC 331.12/51352071.

Employment and payrolls of municipal governments by province, metropolitan areas, major urban areas, and population group. Includes data analysis, methodology; list of local government entities, metropolitan areas and components; glossary and bibliography. **Note:** This publication is now suspended. For further information on current data still available, please contact Tom Capland at (613) 951-0885 or Patti Phillips at (613) 951-0767.

	<i>Per Issue</i>	<i>Per Year</i>
Canada:	\$12.00	\$48.00
United States:	US\$14.50	US\$58.00
Other Countries:	US\$14.50	US\$58.00

### 72-205

**Federal government employment in metropolitan areas.** Annual. First issue 1961. Last issue 1987. Bilingual. **Discontinued.** ISSN 0527-5148. DDC 331.12/5135471.

An analysis of the number and regular payroll estimates of federal government employees by department, sex and occupation category within each of the census metropolitan areas during the month of September each year. Also includes a list of the census metropolitan areas and their components and a glossary of principal terms. **Note:** This publication will no longer be published in a catalogue format. However the data will still be available upon request. For further information, please contact: Christine Dominguez at (613) 951-8510 or Pearl Allen at (613) 951-1845.

	<i>Per Issue</i>
Canada:	\$24.00
United States:	US\$25.00
Other Countries:	US\$25.00

### 72-208

**Work injuries.** Annual. First issue 1983/1985. Bilingual. ISSN 0835-233X. DDC 363.1/1/0971.

This publication provides an annual number of work-related time-loss injuries and illnesses, which can be used in the occupational health and safety domain. The data are detailed by province; sex, age and occupation of the injured worker; industry of the employer; nature of injury; part of body injured; source of injury; and type of accident.

	<i>Per Issue</i>
Canada:	\$25.00
United States:	US\$30.00
Other Countries:	US\$35.00

## UNEMPLOYMENT INSURANCE

### 73-001

**Unemployment insurance statistics.** Monthly. First issue, Feb./June 1942. Bilingual. ISSN 0829-1098. DDC 368.4/4/00971.

This publication reports on the operation of the Canadian Unemployment Insurance Program. Tabulated are data on claims received by Employment and Immigration Canada, the number of beneficiaries, and benefit payments. The tables show statistics detailed by province, age and sex of the beneficiary, average and total payments made to beneficiaries, and other related information such as beneficiaries' insurable earnings prior to making a claim, the number of disqualifications, and the total number of beneficiaries who received benefits during a calendar year. In addition, requests may be made for tabulations which provide information for small areas, for example, census metropolitan areas or areas defined by the user.

	<i>Per Issue</i>	<i>Per Year</i>
Canada:	\$14.70	\$147.00
United States:	US\$17.60	US\$176.00
Other Countries:	US\$20.60	US\$206.00

### 73-201

**Annual report, benefit periods established and terminated under the Unemployment Insurance Act.** Annual. First issue 1942. Bilingual.



## EMPLOYMENT, UNEMPLOYMENT AND LABOUR INCOME

ISSN 0707-0292.

DDC 368.4/4/00971.

Presents data on unemployment insurance: contributors, beneficiaries (unduplicated count); benefit periods established; benefit periods terminated. Includes data analysis, methodology, data quality, definitions and bibliography.

	<i>Per Issue</i>
<i>Canada:</i>	\$30.00
<i>United States:</i>	US\$31.00
<i>Other Countries:</i>	US\$31.00

### 73-202S

**Unemployment insurance statistics, annual supplement.** Annual. First issue 1985. Bilingual.

ISSN 0828-3176.

DDC 368.4/4/00971.

The annual supplement provides information on the evolution of the Canadian Unemployment Insurance Program, the technical notes for the monthly report, and historical statistics (a few series dating back to the early 1940's). The unemployment insurance statistics published in the annual supplement include data on the number of claims received and allowed, the number of benefit weeks paid, total benefit disbursements, average weekly benefits, the number of disqualifications, and the number of beneficiaries. Where applicable, the data are detailed by sex, type of benefit, month, and province. In addition, this publication features complementary statistics, including wages and salaries paid in Canada, maximum and average weekly unemployment insurance benefits expressed in current and 1981 dollars and average weekly earnings.

	<i>Per Issue</i>
<i>Canada:</i>	\$38.00
<i>United States:</i>	US\$46.00
<i>Other Countries:</i>	US\$53.00

## EMPLOYEE BENEFIT PLANS

### 74-001

**Quarterly estimates of trustee pension funds.** Quarterly. First issue, Jan. 1973. Bilingual.

ISSN 0700-205X.

DDC 331.25/2/0971.

This publication provides estimates for Canada of the income, expenditures and asset portfolios of trustee pension funds. The series began with the first quarter of 1970. It provides advance estimates of the principal statistics of the annual Survey of Trustee Pension Funds (74-201). It also

includes a data analysis.

	<i>Per Issue</i>	<i>Per Year</i>
<i>Canada:</i>	\$11.00	\$44.00
<i>United States:</i>	US\$13.25	US\$53.00
<i>Other Countries:</i>	US\$15.50	US\$62.00

### 74-201

**Trustee pension funds, financial statistics.** Annual. First issue 1958. Bilingual.

ISSN 0835-4634.

DDC 331.25/2/0971.

This publication presents information on the income, expenditure and assets of all trustee pension funds in Canada in both the public and private sectors. Data are presented at the Canada level. The publication contains an analysis of the funds based on the size of the fund, the number of members and the type of benefit and trust arrangement. It is a continuation of a series of reports produced since 1957. As a single pool of investment capital in Canada, these funds are surpassed in size only by the aggregate reserves held by the chartered banks.

	<i>Per Issue</i>
<i>Canada:</i>	\$39.00
<i>United States:</i>	US\$47.00
<i>Other Countries:</i>	US\$55.00

### 74-401

**Pension plans in Canada.** Biennial. First issue 1970. Bilingual.

ISSN 0701-5488.

DDC 331.25/2/0971.

This publication provides information on all occupational pension plans sponsored by employers in both the public and private sectors. Information is presented on male and female membership, provincial distribution of members, labour force coverage, eligibility conditions, contribution and benefit rates, retirement ages, contributions paid into the plans and vesting and indexing provisions. Also included are two special sections on recipients of pension benefits and contributors to RRSPs.

	<i>Per Issue</i>
<i>Canada:</i>	\$35.00
<i>United States:</i>	US\$42.00
<i>Other Countries:</i>	US\$42.00

## LABOUR ANALYSIS AND EMPLOYMENT ISSUES



### 75-001E

**Perspectives on labour and income.** Quarterly. First issue, Summer 1989. E. and F.

ISSN 0840-8750.

DDC 331.1/0971.

Each quarter this publication brings together and analyzes a wide range of data. Five articles in each issue follow recent labour market trends as well as current income and wealth issues. Among topics covered in the first few issues are the growing regional disparities in unemployment, today's youth in the labour market, maternity leave trends, women and unionization, the Canadian automobile industry, immigrant workers and vacation patterns. The publication also devotes a section to news on products, surveys and research projects, and ten pages of labour and income indicators by province.

	<i>Per Issue</i>	<i>Per Year</i>
<i>Canada:</i>	\$13.25	\$53.00
<i>United States:</i>	US\$16.00	US\$64.00
<i>Other Countries:</i>	US\$18.50	US\$74.00

# EDUCATION, CULTURE, HEALTH AND WELFARE

## EDUCATION

### 81-002

**Education statistics bulletin.** Irregular. First issue, Oct. 1979. Bilingual. ISSN 0826-8258. DDC 370/.971.

This statistics bulletin provides advance and timely information on education in Canada and the provinces. It includes data on enrolment, instructional staff and finance, for all levels of education.

	<i>Per Issue</i>	<i>Per Year</i>
Canada:	\$4.90	\$49.00
United States:	US\$5.90	US\$59.00
Other Countries:	US\$6.90	US\$69.00

### 81-204

**Universities, enrolment and degrees.** Annual. First issue 1949/50. Bilingual. ISSN 0706-3652. DDC 378.71.

This publication presents university enrolment and degree data by level, registration status, field of study, province and institution. The data highlight a number of student characteristics such as sex, age, mother tongue, immigration status and country of citizenship.

	<i>Per Issue</i>
Canada:	\$27.00
United States:	US\$32.00
Other Countries:	US\$38.00

### 81-208

**Financial statistics of education.** Annual. First issue 1954/56. Bilingual. ISSN 0703-9328. DDC 379.1/1/0971.

This publication presents five years of consolidated financial statistics on all levels of education. It highlights revenues by direct source of funds and expenditures by object of various public and private educational institutions such as elementary and secondary schools, universities, colleges and vocational schools. Also included are financial statistics on government expenditures on education in Canada and abroad. Charts and tables display data by level of education and by province/territory. To put educational information into perspective, some of the major expenditure items are related to socio-economic indicators such as gross domestic product, population, personal income, etc. There are also sections in this publication devoted to definitions and to details on the survey methodology used to gather the data.

#### *Per Issue*

Canada:	\$39.00
United States:	US\$47.00
Other Countries:	US\$55.00

### 81-210

**Elementary-secondary school enrolment.** Annual. First issue 1958/59. Bilingual. ISSN 0704-6596. DDC 371.2/19/71.

This annual publication presents national and provincial enrolment statistics for elementary and secondary schools, and includes data for public school systems, private schools and schools operated under the auspices of the federal government. As well as providing statistics by age, grade and sex, enrolment declines and their implications for each level of schooling are discussed.

	<i>Per Issue</i>
Canada:	\$26.00
United States:	US\$31.00
Other Countries:	US\$36.00

### 81-219

**Tuition and living accommodation costs at Canadian universities.** Annual. First issue 1965/66. Bilingual. ISSN 0318-2991. DDC 378/.38/0971.

Data on typical tuition and other academic fees and living accommodation costs at university operated residences. Information sources for careers and financial aid, data analysis and a list of institutions with mailing addresses are also included.

	<i>Per Issue</i>
Canada:	\$22.00
United States:	US\$26.00
Other Countries:	US\$31.00

### 81-220

**Advance statistics of education.** Annual. First issue 1967/68. Bilingual. ISSN 0575-786X. DDC 370/.971.

Provides a brief summary of basic education statistics: number of educational institutions, teaching staff and enrolment for all three levels; number of graduates at post-secondary level; and global estimates of expenditures on education by sources of funds. These data are estimates.

	<i>Per Issue</i>
Canada:	\$22.00
United States:	US\$26.00
Other Countries:	US\$31.00

### 81-222

**Community colleges and related institutions, postsecondary enrolment and graduates.** Annual. First issue 1969/70. Bilingual. ISSN 0832-6657. DDC 378.71.

Presents data on full-time students of the community college system in Canada: enrolment, graduation and distribution. Data analysis and bibliography included.

	<i>Per Issue</i>
Canada:	\$27.00
United States:	US\$32.00
Other Countries:	US\$38.00

### 81-229

**Education in Canada, a statistical review.** Annual. First issue 1973. Bilingual. ISSN 0706-3679. DDC 370/.971.

This publication is an annual review of statistics on Canadian education. It summarizes information on institutions, enrolment, graduates, teachers and finance for all levels of education and provides an analysis of the data. Ten-year time series are shown for most variables at Canada level and five-year time series at the provincial level. The publication also provides demographic data from the census of Canada and educational attainment, labour force participation rates and unemployment rates of the adult population from the Labour Force Survey.

	<i>Per Issue</i>
Canada:	\$50.00
United States:	US\$60.00
Other Countries:	US\$70.00

### 81-241

**Teachers in universities.** Annual. First issue 1971/72. Bilingual. ISSN 0707-9737. DDC 331.12/5137812/0971.

This publication presents statistics on the population and salaries of full-time teachers in Canadian universities with highlights into three sections: salaries, ages and qualifications. Includes data analysis, bibliography, list of universities and colleges by province.

	<i>Per Issue</i>
Canada:	\$27.00
United States:	US\$32.00
Other Countries:	US\$38.00



## EDUCATION, CULTURE, HEALTH AND WELFARE

81-254

**Educational staff of community colleges and vocational schools.** Annual. First issue 1976/77. Bilingual.

ISSN 0706-2990.

DDC 331.12/5137812/0971.

Presents data on educational staff (teaching and administrative) in community colleges and vocational schools. Includes lists of institutions surveyed by province, location and personnel; definitions and data analysis.

	<i>Per Issue</i>
Canada:	\$25.00
United States:	US\$26.00
Other Countries:	US\$26.00

81-257

**Minority and second language education, elementary and secondary levels.** Annual. First issue 1975/76/1976/77. Bilingual.

ISSN 0706-3717.

DDC 371.97/00971.

This annual publication provides data on education in the official minority language groups (anglophones in Quebec, francophones outside Quebec) and on second language programmes in the public schools of each province. Included are participation rates and the time devoted to each programme. Participation indices are calculated using 1970-71 as a base.

	<i>Per Issue</i>
Canada:	\$26.00
United States:	US\$31.00
Other Countries:	US\$36.00

81-258

**Salaries and salary scales of full-time teaching staff at Canadian universities.** Annual. First issue 1979/1980. Bilingual.

ISSN 0225-3682.

DDC 331.2/04137812/0971.

This publication presents salary statistics (averages, medians and percentiles) and salary scales of university teachers by ranks and by institution. Data are included for all institutions with teaching staff of 30 or more that have authorized Statistics Canada to release their data. This publication appears in three editions: the preliminary edition (81-258P), the supplementary edition (81-258S), and the final edition (81-258), which contains all the data from the first two editions as well as any additional information.

	<i>Per Issue</i>
Canada:	\$22.00
United States:	US\$26.00
Other Countries:	US\$31.00

81-258P

**Salaries and salary scales of full-time teaching staff at Canadian universities.** Annual. First issue 1979/80. Bilingual.

ISSN 0225-3690.

Incorrect ISSN (0225-3704) printed in this publication.

DDC 331.2/04137812/0971.

The preliminary edition of 81-258 only contains information on those institutions that made their data available at the time of publication. Included are notes, bibliography and a list of institutions.

	<i>Per Issue</i>
Canada:	\$22.00
United States:	US\$26.00
Other Countries:	US\$31.00

81-258S

**Salaries and salary scales of full-time teaching staff at Canadian universities.** Annual. First issue 1979/80. Bilingual.

ISSN 0225-3704.

DDC 331.2/04137812/0971.

The supplementary edition of 81-258 contains information that was not available when the preliminary edition was released.

	<i>Per Issue</i>
Canada:	\$22.00
United States:	US\$26.00
Other Countries:	US\$31.00

81-260

**University finance, trend analysis.** Annual. First issue 1972/73/1981/82. Bilingual.

ISSN 0829-7177.

DDC 379.1/18/0971.

This publication presents a ten-year financial analysis of Canadian universities. It shows the sources of revenue (government contributions, tuition fees, etc.) as well as how the money is spent (salaries, administration, buildings, etc.). Charts, tables and analysis compare university finances in terms of indicators such as gross domestic product and personal income. National and provincial data are displayed. Also included in this publication are the definitions of the terms used and a list of the institutions surveyed.

Price: Back Issue

81-261

**International student participation in Canadian education.** Annual. First issue 1987. Bilingual.

ISSN 0840-7150.

DDC 371.8/2.

This publication provides summary data on students from other countries studying in Canada. The report highlights their country of origin, where they study, their level of studies, the geographic and economic regions of the world they represent and the number receiving Official Development Assistance from Canada. It also compares the profile of international university students with that of their Canadian counterparts.

	<i>Per Issue</i>
Canada:	\$20.00
United States:	US\$24.00
Other Countries:	US\$28.00

81-560

**Decade of education finance.** Irregular. First issue 1960/1969. Bilingual.

ISSN 0827-0090.

DDC 379.1/1/0971.

Provides historical data and analysis of financial statistics for the Canadian educational system. Expenditures are shown as related to selected socio-economic indicators, and by functional area: instruction, administration, maintenance. Revenues are presented by source of funds: governments at all levels, fees, etc. Includes definitions.

	<i>Per Issue</i>
Canada:	\$15.00
United States:	US\$18.00
Other Countries:	US\$18.00

## HEALTH INDICATORS DATABASE

In response to the need for centralized health information, the Canadian Centre for Health Information (CCHI) has developed a health indicator database. This database contains 40 indicators with over one million observations and is available in a binder format. The binder is a departure from traditional Statistics Canada's publications. It contains tables and colour graphs which highlight certain aspects of each indicator and, in addition, contains the entire database on personal computer diskettes. Software that retrieves the data, performs data manipulations and produces graphics is also included in the package. This format allows users to customize their data retrieval and analysis in terms of disaggregations, categories and variables.

For more information or to order this product, please contact either the nearest Regional Reference Centre (listed in Appendix C) or John, Menic, Canadian Centre for Health Information, 18-G, R.H.

## EDUCATION, CULTURE, HEALTH AND WELFARE

Coats Building, Tunney's Pasture, Ottawa, Ontario, K1A 0T6 (Phone (613) 951-1654).

**Note:** This database is not available from Publication Sales and does not have a Statistics Canada catalogue number.

### HEALTH REPORTS



#### 82-003

**Health reports** / Statistics Canada, Canadian Centre for Health Information. Quarterly. First issue 1989. Bilingual.

ISSN 0840-6529.

DDC 614.4/271.

The report combines several existing health publications into a single comprehensive and easy-to-read journal-style report. Issued four times a year, this publication incorporates the best and most widely used features found in previous health publications. With concise text, distinctive charts and easy-to-read tables, it contains incisive analysis and key statistics. Each issue features: an up-to-date list of recently released databases and publications; highlights of newly released data; analytical feature articles that support your understanding of statistical information; directions on how to obtain specialized tabulations and custom data services directly from the Canadian Centre for Health Information at Statistics Canada. Every edition will present notable statistics and informative feature articles.

	Per Issue	Per Year
Canada:	\$26.00	\$104.00
United States:	US\$31.25	US\$125.00
Other Countries:	US\$36.50	US\$146.00

**Note:** The following supplements to *Health reports* are not available from Publications Sales. Requests for them should be directed to G.McLean, (613) 951-1637, Information Officer, Information Request Unit, Canadian Centre for Health Information, Statistics Canada, R.H. Coats Bldg., 18th floor, Ottawa, Ontario K1A 0T6.

#### 82-003S vol. 1 no. 1

**Causes of death.** Annual. First issue 1987. Bilingual.

ISSN 1180-2421.

DDC 304.6/4/0971.

The report presents the number of deaths by three-digit categories and four-digit sub-categories of the International Classification of Diseases (ICD). Injuries and the causes of death are shown by sex for the provinces, and by sex and age for Canada.

	Per Year
Canada:	\$30.00

#### 82-003S vol. 1 no. 1

**Hospital indicators, quarterly hospital information system.** Quarterly. First issue April 1988/June 1988. Bilingual.

ISSN 1180-2405.

DDC 362.1/1/0971.

Statistics are collected and published on a quarterly basis. Profiles are prepared on individual hospitals from the data. Total expenditures and patient days are estimated. A wide range of indicators is available including percentage occupancy, average length of stay, average number of visits, paid hours and operating expense per patient day.

	Per Issue	Per Year
Canada:	\$8.00	\$30.00

#### 82-003S vol. 1 no. 1

**Hospital morbidity.** Annual. First issue 1984/85. Bilingual.

ISSN 1180-2464.

DDC 304.6/4/0971.

The tables present data on separations from general and allied special hospitals listing the external causes of injury and poisoning by E codes 800-999.

	Per Year
Canada:	\$15.00

#### 82-003S vol. 1 no. 1

**Hospital statistics preliminary annual report.** Annual. First issue 1987. Bilingual.

ISSN 1180-2456.

DDC 362.1/1/0971.

This preliminary report contains tabulations, definitions and other explanatory detail on hospital utilization and expenditure data. The objective of this report is to provide, in a timely manner, useful information on the Canadian hospital sector. Although the figures presented are preliminary they nevertheless provide a reasonably accurate portrayal of hospital costs and utilization.

	Per Year
Canada:	\$15.00

#### 82-003S vol. 1 no. 1

**The leading causes of death at different ages.** Annual. First issue 1987. Bilingual.

ISSN 1180-2383.

DDC 304.6/4/0971.

The report gives information on current mortality patterns in Canada. The leading causes of death are ranked within major age groups and by sex.

	Per Year
Canada:	\$10.00

#### 82-003S vol. 1 no. 1

**List of Canadian hospitals.** Annual. First issue 1988. Bilingual.

ISSN 1180-2391.

DDC 362.1/1/02571.

This report provides a list of individual hospitals operating during the year. The compilation includes the institutional name, postal address, ownership, type of service and approved bed complement by province.

	Per Year
Canada:	\$15.00

#### 82-003S vol. 1 no. 1

**Mortality, summary list of causes.** Annual. First issue 1987. Bilingual.

ISSN 1180-2448.

DDC 304.6/4/0971.

The report shows data on the number of deaths and rates by age and sex for Canada and the provinces. It also includes a summary of vital statistics and standardized death rates. Infant mortality, perinatal mortality, etc., by detailed causes are presented in the report.

	Per Year
Canada:	\$25.00



# EDUCATION, CULTURE, HEALTH AND WELFARE

## 82-003S vol. 1 no. 1

**Residential care facilities.** Annual. First issue 1986/87. Bilingual.

ISSN 1180-2375.

DDC 362.1/6/0971.

This report presents statistics on residential care facilities which have four or more beds and are licensed, funded or approved by provincial or territorial departments of health or social services. These include facilities for the aged, the physically handicapped, psychiatrically disabled, developmentally delayed, emotionally disturbed children, residents with alcohol/drug problems, delinquents, transients and others including families in crisis. Included in the data are: number of residents broken down by age and sex, number of beds, personnel, expenditures and income.

	<i>Per Year</i>
Canada:	\$15.00

## 82-003S vol. 1 no. 1

**Surgical procedures and treatments.** Annual. First issue 1983/84-1984/85. Bilingual.

ISSN 1180-243X.

DDC 617/.0971.

This report provides data on separations from general and allied special hospitals involving surgery or therapeutic procedures. The data are organized according to the Canadian Classification of Diagnostics, Therapeutic and Surgical Procedures (CCP). The tables in this report are based on the Surgical Short List which is an abridged list of CCP codes.

	<i>Per Year</i>
Canada:	\$15.00

## 82-003S vol. 1 no. 1

**Tuberculosis statistics, morbidity and mortality.** Annual. First issue 1987. Bilingual.

ISSN 1180-2413.

DDC 614.5/42/0971.

The tables present data on all reported cases of tuberculosis in the population irrespective of where treatment is taking place. They provide more detailed data on new and reactivated cases of tuberculosis by province, age, diagnosis origin and bacteriological status.

	<i>Per Year</i>
Canada:	\$10.00

## PUBLIC HEALTH

### 82-540E

**Perspectives on health** / by Janet Ableson, Peter Paddon, Claude Strohenger. 110p. 28 cm. 1983. E. and F.

ISBN 0-660-10896-8.

DDC 614.4/271.

The publication provides a complete picture of the health status of Canadians and the health care system in Canada. It is organized around five central themes: population demographics, determinants of health status, health status indicators, utilization of health services, and the health care system.

	<i>Per Issue</i>
Canada:	\$8.00
United States:	US\$9.60
Other Countries:	US\$9.60

### 82-542E

**Canadian women, profile of their health** / by Louise Lapierre. 59 p. 28 cm. 1984. E. and F.

ISBN 0-660-11571-9.

DDC 362.1/0971.

The study examines the state of women's health in Canada, and how it is affected by socio-economic and demographic factors. Includes analysis, sources and limitations of the data and bibliography.

*Price: Out of Print*

### 82-543E

**Demographic and health indicators : presentation and interpretation** / Yves Peron and Claude Strohenger. 261 p. 28 cm. 1985. E. and F.

ISBN 0-660-11648-0.

DDC 362.1/028/7.

The publication presents more than 40 of the most frequently used indicators in the fields of population studies and public health along with clear explanations of their meaning, calculation and interpretation. It contains numerous examples and illustrations, mostly based on recent Canadian data from surveys, censuses, vital statistics, hospital statistics and diseases registries.

	<i>Per Issue</i>
Canada:	\$30.00
United States:	US\$31.50
Other Countries:	US\$31.50

### 82-544

**Cardio-vascular disease in Canada** / by E. Nicholls, C. Nair, L. MacWilliam, J. Moen and Y. Mao. 181 p. 28 cm. 1986. Bilingual.

ISBN 0-660-52905-X.

DDC 616.1/2/00971.

This publication is the first comprehensive report in 15 years, about health risk number one. With 25 illustrative charts, it reviews major causes of death in Canada to put heart disease in context. Then, the causes of heart disease are examined in detail (heart attack, stroke, diseases of the arteries, ischemic heart disease, etc.). A look at hospital discharge rates is also included. The study also gives a global perspective, comparing Canada with other industrialized countries like the U.S., Switzerland and Japan.

	<i>Per Issue</i>
Canada:	\$30.00
United States:	US\$31.50
Other Countries:	US\$31.50

### 82-545E

**Canadian youth : perspectives on their health** / by Louise Lapierre and Hélène Aylwin. 91 p. 28 cm. 1985. E. and F.

ISBN 0-660-11707-X.

DDC 613/.0433/0971.

The report was prepared to mark the occasion of International Youth Year. It examines recent trends and levels of lifestyle habits, fertility, health status and health care utilization among the Canadian population aged 15 to 24. The report is compiled from a wide range of data sources and presents many provincial breakdowns. Includes data quality, data analysis and bibliography.

	<i>Per Issue</i>
Canada:	\$16.00
United States:	US\$17.00
Other Countries:	US\$17.00

### 82-546

**Therapeutic abortions, Canada.** Occasional. First issue 1983. Last issue 1983. Bilingual. **Discontinued.**

ISSN 0828-881X.

DDC 363.4/6/0971.

The publication contains information on therapeutic abortions performed in Canada authorized under Section 18, Criminal Law Amendment Act. It provides the number and rates of therapeutic abortions for the provinces and the territories, a list of hospitals with therapeutic abortion committees and selected medical and demographic characteristics of women obtaining therapeutic abortions.

## EDUCATION, CULTURE, HEALTH AND WELFARE

	<i>Per Issue</i>
Canada:	\$7.00
United States:	US\$8.00
Other Countries:	US\$8.00

### 82-555E

**Report of the Canadian Health and Disability Survey, 1983-1984.** 108 p. 28 cm. 1986. E. and F.

ISBN 0-660-11966-8.

DDC 305.9/0816/0971.

This report summarizes the findings of detailed health and disability surveys carried out by Statistics Canada in 1983 and 1984. It presents data on: demographics (e.g., urban or rural residency), types of disability, causes of disability (e.g., circulatory, lower limbs), use of aids and prostheses, socio-economic disadvantage, and disabled children.

	<i>Per Issue</i>
Canada:	\$15.00
United States:	US\$16.50
Other Countries:	US\$16.50

### 82-562E

**Canadian classification of diagnostic, therapeutic and surgical procedures** / Statistics Canada, Health Division, Nosology Reference Centre. 2nd print. [with corrections and additions]. 604 p. 24 cm. 1986. E.

ISBN 0-660-11938-2.

DDC 616/.0012.

The new, revised issue of *Canadian classification of diagnostic, therapeutic and surgical procedures* published in 1986, lists 99 categories of procedures and their standard classification code numbers. The manual covers procedures from appendectomies to x-rays; information is arranged in chapters by major category and then broken into multiple sub-categories. An alphabetical index is included.

	<i>Per Issue</i>
Canada:	\$30.00
United States:	US\$40.00
Other Countries:	US\$40.00

### 82-563E

**Highlights from the Canadian Health and Disability Survey, 1983-1984** / Statistics Canada, Health Division. 38 p. 28 cm. 1985. E. and F.

ISBN 0-660-11874-2.

DDC 305.9/0816/0971.

This preliminary report presents tabulations showing the levels and socio-demographic correlates of disability in the Canadian population aged 15 and over, based on data from a household sample survey con-

ducted in October 1983 and June 1984. The estimates are based on a sample of 65,800 households representing 126,698 individuals. Also available on tape under reference 82-563T.

	<i>Per Issue</i>
Canada:	\$7.00
United States:	US\$8.00
Other Countries:	US\$8.00

### 82-565

**Atlas of cancer mortality in British Columbia, 1956-1983** / Pierre R. Band, John J. Spinelli, Richard P. Gallagher, William J. Threlfall, Vincent T.Y. Ng., Mary L. McBride, T. Gregory Hislop, Andrew J. Coldman. 103 p. 28 cm. 1989. Bilingual.

ISBN 0-660-53411-8.

DDC 912/.161699409711.

During the period 1956 to 1983, a total of 52,891 men and 40,708 women died in British Columbia as a result of cancer. The atlas presents these deaths by 24 major organ systems and geographically by 75 school districts. Mortality for each type of cancer for each school district is compared to the provincial mortality rate for each type of cancer. The results of these comparisons are depicted on maps. The atlas also contains a discussion of major risk factors for each type of cancer presented. It will be a useful addition to reference material for public health workers and educators.

	<i>Per Issue</i>
Canada:	\$35.00
United States:	US\$36.00
Other Countries:	US\$36.00

### 82-601

**Some facts about therapeutic abortions in Canada, 1970-1982** / Statistics Canada, Health Division, Institutional Care Statistics Section. 40 p. 28 cm. 1984. Bilingual.


ISBN 0-660-52792-8.

DDC 362.1/9888/0971.

The publication provides a historical perspective to those therapeutic abortions conducted under the amended criminal code between the years of 1970 and 1982. It should be noted that the statistics portray only those legal abortions carried out in Canadian hospitals under the provisions of the Criminal Law Amendment Act.

	<i>Per Issue</i>
Canada:	\$7.00
United States:	US\$8.40
Other Countries:	US\$8.40

## PROFILE SERIES, HEALTH AND ACTIVITY LIMITATION SURVEY



### 82-602

**Highlights : disabled persons in Canada** / Health and Activity Limitation Survey. 151 p. 28 cm. 1990. Bilingual.

ISBN 0-660-54223-4.

DDC 305/.90816/0971.

This publication profiles Canada's disabled population residing in households. The profile includes selected demographic data as well as information on the nature and severity of disability, lifestyle, out-of-pocket expenses, income, and the barriers encountered in everyday activities. Data are presented for various age groups, at the Canada, province and territory levels.

	<i>Per Issue</i>
Canada:	\$25.00
United States:	US\$30.00
Other Countries:	US\$30.00

### 82-603 to 82-614

**Subprovincial/subterritorial data** / Health and Activity Limitation Survey. 12 v. 28 cm. 1989. Bilingual.

DDC 305/.90816/0971.

These publications, consisting of one publication for each province and territory in Canada, present a statistical profile of the disabled population residing in households. Included in this profile are selected demographic data from the 1986 Census of Canada as well as information on the nature and severity of the disability, the barriers encountered in education, employment, accommodation, transportation and



## EDUCATION, CULTURE, HEALTH AND WELFARE

leisure activities, the type of technical aids used or needed and any out-of-pocket expenses and income as a result of the health condition.

This series features data for the ten provinces and two territories with approximately 225 subprovincial, subterritorial areas, from the Health and Activity Limitation Survey, a comprehensive survey of disabled persons conducted in 1986 and 1987.

### 82-603 Newfoundland. 103 p. ISBN 0-660-53445-2.

#### Per Issue

Canada:	\$26.00
United States:	US\$31.00
Other Countries:	US\$31.00

### 82-604 Prince Edward Island. 105 p. ISBN 0-660-53446-0.

#### Per Issue

Canada:	\$26.00
United States:	US\$31.00
Other Countries:	US\$31.00

### 82-605 Nova Scotia. 121 p. ISBN 0-660-53447-9.

#### Per Issue

Canada:	\$26.00
United States:	US\$31.00
Other Countries:	US\$31.00

### 82-606 New Brunswick. 121 p. ISBN 0-660-53448-7.

#### Per Issue

Canada:	\$26.00
United States:	US\$31.00
Other Countries:	US\$31.00

### 82-607 Quebec. 155 p. ISBN 0-660-53449-5.

#### Per Issue

Canada:	\$30.00
United States:	US\$36.00
Other Countries:	US\$36.00

### 82-608 Ontario. 179 p. ISBN 0-660-54200-5.

#### Per Issue

Canada:	\$30.00
United States:	US\$36.00
Other Countries:	US\$36.00

### 82-609 Manitoba. 89 p. ISBN 0-660-54201-3.

#### Per Issue

Canada:	\$26.00
United States:	US\$31.00
Other Countries:	US\$31.00

### 82-610 Saskatchewan. 105 p. ISBN 0-660-54202-1.

#### Per Issue

Canada:	\$26.00
United States:	US\$31.00
Other Countries:	US\$31.00

### 82-611 Alberta. 107 p. ISBN 0-660-54204-8.

#### Per Issue

Canada:	\$26.00
United States:	US\$31.00
Other Countries:	US\$31.00

### 82-612 British Columbia. 107 p. ISBN 0-660-54203-X.

#### Per Issue

Canada:	\$26.00
United States:	US\$31.00
Other Countries:	US\$31.00

### 82-613 Yukon. 91 p. ISBN 0-660-54205-6.

#### Per Issue

Canada:	\$26.00
United States:	US\$31.00
Other Countries:	US\$31.00

### 82-614 Northwest Territories. 91 p. ISBN 0-660-54206-4.

#### Per Issue

Canada:	\$26.00
United States:	US\$31.00
Other Countries:	US\$31.00

## HOSPITALS AND HEALTH MANPOWER

### 83-226

**Nursing in Canada.** Annual. First issue 1975. Last issue 1988. Bilingual. **Discontinued.**

ISSN 0384-2592.

DDC 610.73/06/90971.

This publication is a collaborative undertaking by the Canadian Nurses Association, which published this title between 1979 and 1985, and Statistics Canada. It includes a description of the socio-economic characteristics of registered nurses in Canada, an account of nursing education programs, enrolments, graduations and the distribution of nurse educators in community colleges, hospitals and university schools of nursing.

#### Per Issue

Canada:	\$18.00
United States:	US\$22.00
Other Countries:	US\$25.00

### 83-237

**Residential care facilities for the aged.** Annual. First issue 1984/85-1985/86. Last issue 1984/85-1985/86. Bilingual. **Discontinued.**

ISSN 0836-1762.

DDC 362.1/6/0971.

This report highlights statistics on facility characteristics, expenditures and revenues, manpower and movement of residents in facilities for the aged.

#### Per Issue

Canada:	\$24.00
United States:	US\$25.00
Other Countries:	US\$25.00

### 83-238

**Residential care facilities for mental disorders.** Annual. First issue 1984/85-1985/86. Last issue 1984/85-1985/86. Bilingual. **Discontinued.**

ISSN 0836-1770.

DDC 362.2/3/0971.

This report highlights statistics relating to facility characteristics, expenditures and revenues, manpower and movement of residents in residential care facilities for mental disorders. These include facilities for the psychiatrically disabled, mentally retarded, emotionally disturbed children and centres for people with alcohol and drug problems.

#### Per Issue

Canada:	\$24.00
United States:	US\$25.00
Other Countries:	US\$25.00

### 83-603

**Canadian workload measurement system - respiratory technology/pulmonary function /** Statistics Canada, Health Division, Institutional Statistics Section. 32 p. 28 cm. 1984. Bilingual.

ISBN 0-660-52809-6.

DDC 658.5/42.

Describes Canadian workload measurement system for hospitals and health services in the area of respiratory/pulmonary diagnostics, and routine and critical care therapeutics.

#### Per Issue

Canada:	\$7.00
United States:	US\$8.40
Other Countries:	US\$8.40

## VITAL STATISTICS

### 84-532

**Life tables, Canada and provinces.** Irregular. First issue 1970/1972. Last issue 1980/1982. Bilingual. **Discontinued.**

ISSN 0827-990X.

DDC 614.4/2/0971.

Contains life tables for Canada and the provinces for the three years centred around the 1981 Census year. The tables are by single year of age for Canada and the provinces (except Prince Edward Island for which abridged life tables are presented by five-year age groups). Includes

## EDUCATION, CULTURE, HEALTH AND WELFARE

methodology, explanations, and bibliography. **Note:** This publication is no longer published. However the data for 1985/1987 is available upon request. For further information, please contact: Beth Sander at (613) 951-1746.

Price: Back Issue

84-536E

**Marriage, divorce and mortality : a life table analysis for Canada and regions, 1980-1982** / by O.B. Adams and D.N. Nagnur. 94 p. 28 cm. 1988. E. and F.

ISBN 0-660-13081-5.

DDC 306.8/0971.

This report presents indicators of the life-time incidence and duration of the events of marriage, divorce, widowhood and remarriage in the Canadian population. These indicators are derived from the application of single and multi-state life table techniques to the age-sex-marital status-specific rates of these events. The report contains detailed tables for Canada, and summary indicators for Canada and regions for the 1980-1982 and 1984-1986 periods. Selected international comparisons are presented and Canadian trends since the 1970-1972 period are examined as well.

	Per Issue
Canada:	\$35.00
United States:	US\$36.00
Other Countries:	US\$36.00

84-542

**Principal vital statistics by local areas.** Quinquennial. First issue 1981. Last issue 1986. Bilingual. **Discontinued.**

ISSN 0700-1509.

DDC 304.6/0971.

According to the 1986 census, there are 266 counties and 6,009 localities in the ten provinces and two territories of Canada. For each of these counties and localities, this newly released 1986 issue contains information pertaining to population and numbers of live births, marriages, deaths and infant deaths for 1986.

	Per Issue
Canada:	\$36.00
United States:	US\$37.00
Other Countries:	US\$37.00

84-544

**Occupational mortality in British Columbia, 1950-1978** / by R.P. Gallagher, W.J. Threlfall, P.R. Band, J.J. Spinelli and A.J. Coldman. 72 p. + 33 microfiches. 28 cm. 1986. Bilingual.

ISBN 0-660-52872-X.

DDC 363.1/1/09711.

This publication is the first province-wide analysis of occupational mortality risks in Canada. The authors used information on usual lifetime occupation recorded on death registrations for residents of British Columbia who died between 1950 and 1978. Proportionate mortality ratios (PMR) were used to detect unusual patterns of mortality. Although the data represent only one province, the wide range of occupations in British Columbia makes the publication useful to the country as a whole.

	Per Issue
Canada:	\$18.00
United States:	US\$19.00
Other Countries:	US\$19.00

## JUSTICE STATISTICS



85-002

**Juristat.** Irregular. First issue, Oct. 1981. Bilingual.

ISSN 0715-271X.

DDC 347.71.

Each issue provides an analysis and detailed statistics on a different aspect of the justice system. The topics covered include: law enforcement, legal aid, correctional services, and adult and youth courts on national, provincial and territorial levels, as well as for selected major cities. Thousands of individual justice-related agencies and departments provide the information in these service bulletins. This is a unique periodical, of great interest to anyone looking for information on Canada's justice system.

	Per Issue	Per Year
Canada:	\$3.90	\$78.00
United States:	US\$4.70	US\$94.00
Other Countries:	US\$5.45	US\$109.00

85-205

**Canadian crime statistics.** Annual. First issue 1960. Bilingual.

ISSN 0824-0337.

DDC 364/.971.

This publication provides in-depth statistical summaries of criminal incidents reported by Canada's law enforcement agencies. Rates and actual numbers describe various types of crime, including narcotic and drug offences, property crime and violent crime. Offences reported to Canadian police agencies are examined and results presented in detail at both national and provincial levels. Statistical tables, graphs and narratives are used extensively throughout the publication.

	Per Issue
Canada:	\$39.00
United States:	US\$47.00
Other Countries:	US\$55.00

85-209

**Homicide in Canada, a statistical perspective.** Annual. First issue 1961/1964. Last issue 1988. Bilingual. **Discontinued.**

ISSN 0825-432X.

DDC 364.1/52/0971.

This reference publication serves as the official release mechanism of annual homicide data in Canada. Its major objective is to provide information on the volume of homicides, the types and circumstances of homicide offences as well as the characteristics of victims and suspects involved. Information is available at the national, provincial/territorial and census metropolitan area levels. Data are presented for the current year and a historical perspective is also provided. **Note:** The data will henceforth be released through *The daily* (cat. no. 11-001E). For further information, please contact: Information & Client Services, Canadian Centre for Justice Statistics at (613) 951-9023.

	Per Issue
Canada:	\$37.00
United States:	US\$44.00
Other Countries:	US\$44.00

85-211

**Adult correctional services in Canada.** Annual. First issue 1981/82. Bilingual.

ISSN 0715-2973.

DDC 365/.971.

This publication provides descriptive data



## EDUCATION, CULTURE, HEALTH AND WELFARE

on custodial and non-custodial services in provincial, territorial and federal sectors. It also highlights caseload indicators, offender characteristics and expenditure data. Narrative summaries examine organizational structures, administrative procedures and correctional programs functioning at both institutional and community levels. A glossary is included.

	<i>Per Issue</i>
<i>Canada:</i>	\$39.00
<i>United States:</i>	US\$47.00
<i>Other Countries:</i>	US\$55.00

### 85-216

**Legal aid in Canada.** Annual. First issue 1985. Last issue 1985. Bilingual. **Discontinued.**

ISSN 0831-2281.

DDC 362.5/8/0971.

This publication provides historical and current perspectives of legal aid and its application on a national scale. Variability in organizational structures can be readily identified for comparative purposes and for understanding differences in service delivery. The publication also includes a demographic display of its user population in civil and criminal matters, a comprehensive glossary of terms and a directory of legal aid offices in Canada.

	<i>Per Issue</i>
<i>Canada:</i>	\$35.00
<i>United States:</i>	US\$36.50
<i>Other Countries:</i>	US\$36.50

### 85-506E

**The future of national justice statistics and information in Canada : report from the Work Group of the National Project on Resource Coordination for Justice Statistics and Information (NPRC).** 2 v. 23-28 cm. 1981. E. and F.

ISBN 0-660-10803-8 (v. 1, 164 p.);

ISBN 0-660-10804-6 (v. 2, 128 p.).

DDC 347.71/013.

Describes, in volume 1, the historical development of justice information and statistics. Contains a profile of information needs and resources of provinces and federal agencies. Volume 2 comprises background papers on: issues of privacy and confidentiality; systems technology applications; and the experience of other jurisdictions in this field.

*Price: Back Issue*

### 85-509

**Civil courts in Canada** / Statistics Canada, Canadian Centre for Justice Statistics. 183 p. 28 cm. 1985. Bilingual.

ISBN 0-660-52249-7.

DDC 347.71/012.

This publication presents descriptive information on civil courts operating across Canada, as of January 1, 1985. One of the publication's primary purposes is to provide a contextual framework within which future national civil court statistics can be analyzed. Areas examined include: administration of civil courts; civil law; court structures, hierarchies and location; civil procedure; and current developments in civil justice. Includes glossary of terms, civil matters by court level and jurisdiction and circuit court locations.

	<i>Per Issue</i>
<i>Canada:</i>	\$25.00
<i>United States:</i>	US\$26.50
<i>Other Countries:</i>	US\$26.50

### 85-511E

**Profile of courts in Canada, 1987-1988**

/ Statistics Canada, Canadian Centre for Justice Statistics. 161 p. 28 cm. 1989. E. and F.

ISBN 0-660-12543-9.

DDC 347.71.

This publication presents detailed descriptive information on the operation of the court system across Canada. It includes a presentation of the levels and jurisdiction of the courts, the duties of the key functionaries, the structure and administration of the various court services branches, and local services to the courts. It is intended to offer information on Canada's courts in a way that makes similarities and differences among these courts easy to identify.

	<i>Per Issue</i>
<i>Canada:</i>	\$41.00
<i>United States:</i>	US\$49.00
<i>Other Countries:</i>	US\$49.00

### 85-522

**Juvenile court statistics.** Annual. First issue 1982/1983. Bilingual.

ISSN 0822-0441.

DDC 345.71/081.

This report provides an analytical summary of the 1983 survey data on Canadian juvenile courts collected by the Juvenile Justice Program of the Canadian Centre for Justice Statistics. The report focuses on interprovincial comparisons of overall courts and rates of delinquency charges adjudicated by the courts.

	<i>Per Issue</i>
<i>Canada:</i>	\$20.00
<i>United States:</i>	US\$21.00
<i>Other Countries:</i>	US\$21.00

### 85-523

**Policing in Canada, 1986** / Statistics Canada, Canadian Centre for Justice Statistics. 85 p. 28 cm. 1986. Bilingual.

ISBN 0-660-52886-X.

DDC 363.2/0971.

Provides qualitative information on policing services in Canada at the federal, provincial and municipal levels, as well as summary police strength statistics. Material includes descriptions of: public sector police forces, police commissions, pertinent legislation and native policing. Convenient summary pages and graphics allow for quick overviews.

	<i>Per Issue</i>
<i>Canada:</i>	\$35.00
<i>United States:</i>	US\$36.50
<i>Other Countries:</i>	US\$36.50

## WELFARE STATISTICS

### 86-501

**Workmen's/workers' compensation, social security, provincial programs, 1980** / Statistics Canada, Health Division, Social Security Section. 63 p. 28 cm. 1980. Bilingual.

ISBN 0-660-53428-2.

DDC 368.4/1/00971.

Contains provincial and territorial program description and statistics on claims and compensation. Analyzes characteristics of claimants, degree of disability, duration of wage loss and other variables. Provides analysis in relation to the labour force, general population, personal income, assets and liabilities of the Workmen's Compensation Boards. Statistics for the period 1975 to 1977 are presented.

*Price: Back Issue*

### 86-502

**Criminal injuries compensation.** Triennial. First issue 1980. Bilingual.

ISSN 0833-5737.

DDC 362.8/8/0971.

With extensive analysis and numerous charts, this publication draws a national profile of Canada's criminal injuries compensation programs. Complete with tables and graphs, it discusses federal-provincial compensation agreements, the considerations behind compensation and appeal procedures, total net payments of plans (in constant and current dollars), victim characteristics, victim-assailant relationships, etc. Historical data are included.

# EDUCATION, CULTURE, HEALTH AND WELFARE

	<i>Per Issue</i>
Canada:	\$25.00
United States:	US\$26.50
Other Countries:	US\$26.50

## 86-506

**Social security, national programs. Volume 2, Unemployment insurance, 1984** / Statistics Canada, Health Division, Social Security Section. 292 p. 28 cm. 1984. Bilingual.

ISBN 0-660-50909-1.

DDC 368.4/4/00971.

In the present report, the main aspects of the program are described: coverage, funding, contributions and benefits. Benefits are given particular emphasis with statistical tables and analysis which are considerably expanded over the previous edition. Program information is generally current to the time of publication. Statistics are shown for the 1970s et early 1980s. Volume 1 was never published.

*Price: Back Issue*

## 86-507

**Social security, national programs. Volume 3, Canada and Quebec pension plans, 1984** / Statistics Canada, Health Division, Social Security Section. 180 p. 28 cm. 1984. Bilingual.

ISBN 0-660-50910-5.

DDC 368.4/3/00971.

Two separate but complementary programs are presented with key statistics and program description. Includes data analysis, commentary on beneficiaries, contributors, payments, the funds of the two plans, and bibliography.

*Price: Back Issue*

## 86-508

**Social security, national programs. Volume 4, Family allowances and related programs, 1982** / Statistics Canada, Health Division, Social Security Section. 104 p. 28 cm. 1982. Bilingual.

ISBN 0-660-50911-3.

DDC 368.4/00971.

The report deals with Family Allowances and the Child Tax Credit as well as former programs, Family Assistance and Youth Allowances. Statistics are presented for beneficiaries, their number and amounts paid. Statistics for the period 1951 to 1981 are presented along with provincial data. Includes data analysis and features of the programs.

*Price: Back Issue*

## 86-509

**Social security, national programs. Volume 5, Old age security, guaranteed income supplement and spouse's allowance, 1982** / Statistics Canada, Health Division, Social Security Section. 81 p. 28 cm. 1982. Bilingual.

ISBN 0-660-50912-1.

DDC 368.4/3/00971.

Old Age Security, Guaranteed Income Supplement and Spouse's Allowance make up integral parts of a total program for the elderly. The report presents main features and statistical data on the recipients, and payments are related to demographic and macro-economic data to provide measures such as per capita and percent of Gross Domestic Product and personal income. Statistics are shown for the period 1951-1952 to 1980-1981.

*Price: Back Issue*

## 86-510

**Social security, national programs. Volume 6, Social allowances and services, 1982** / Statistics Canada, Health Division, Social Security Section. 79 p. 28 cm. 1982. Bilingual.

ISBN 0-660-50913-X.

DDC 368.4/00971.

The report presents description and data on federal-provincial cost-shared welfare programs directed to assisting the elderly, the blind, the disabled and to general welfare, including the Canada Assistance Plan and Vocational Rehabilitation of Disabled Persons. Statistics are provided for the period 1951 to 1980. Included also are data analysis and bibliography.

*Price: Back Issue*

## 86-511

**Social security, national programs. Volume 7, Other programs, 1982** / Statistics Canada, Health Division, Social Security Section. 198 p. 28 cm. 1983. Bilingual.

ISBN 0-660-50914-8.

DDC 361.6/0971.

The report presents statistics and description of five separate programs: Veterans; Indian Social Welfare; New Horizons; Family Planning Grants; National Welfare Grants. Statistics for the 1970's and early 1980's are provided. Includes data analysis and bibliographies.

*Price: Back Issue*

## CULTURE STATISTICS

### 87-001

**Culture communiqué.** Irregular. First issue 1978. Bilingual.

ISSN 0822-6016.

DDC 338.4/7306/0971.

This bulletin is used to release advanced, timely data on cultural activities, institutions and industries in Canada. These data are often presented by province. They deal with book and periodical publishing, television, film, sound recording, libraries, museums, performing arts and other related subjects.

	<i>Per Issue</i>	<i>Per Year</i>
Canada:	\$4.90	\$49.00
United States:	US\$5.90	US\$59.00
Other Countries:	US\$6.90	US\$69.00

### 87-003

**Travel-log.** Quarterly. First issue, June 1982. Bilingual. (Touriscope).

ISSN 0713-2840.

DDC 381/.459171/04.

This quarterly presents a diverse range of tourism topics in an easy-to-read and attractive format drawing together the latest data from several tourism-related surveys conducted by Statistics Canada. Each issue includes a feature article and the latest national tourism indicators.

	<i>Per Issue</i>	<i>Per Year</i>
Canada:	\$10.50	\$42.00
United States:	US\$12.50	US\$50.00
Other Countries:	US\$14.75	US\$59.00

### 87-004

**Focus on culture.** Quarterly. First issue, Autumn 1989. Bilingual.

ISSN 0843-7548.

DDC 306/.0971.

This bulletin provides readers with articles based on the surveys of cultural industries, institutions and activities available through the Culture Statistics Program. Using graphs and an easy-to-read format, the articles discuss topical issues in the field of Canadian culture. Each quarterly issue releases new articles based on different cultural surveys.



# EDUCATION, CULTURE, HEALTH AND WELFARE

	Per Issue	Per Year
Canada:	\$6.25	\$25.00
United States:	US\$7.50	US\$30.00
Other Countries:	US\$8.75	US\$35.00



## 87-202

**Sound recording.** Annual. First issue 1984. Bilingual.  
ISSN 0847-1223.  
DDC 338.4/7789912/0971.

This publication provides details on all aspects of the Sound Recording Survey including highlights and methodology. The survey is a census of all record and label companies in Canada engaged in: the production, leasing, licensing and sale of masters; the release and/or sale of recordings in various formats (i.e. single, album). The purpose of the publication is to disseminate data which will provide users with the information required for corporate decision-making, monitoring programs and reviewing policies. The tabulations focus on releases and sales of record and label companies during each financial year. Data are broken down by province (Quebec, Ontario, other), size of business, origin of financial control, and Canadian content. There is also a summary of the financial situation of record and label companies. A market estimate at the Canadian level, based on data from various surveys within Statistics Canada, is also provided. The reference section includes a list of other data sources. Previously *Culture statistics, sound recording, preliminary statistics*.

	Per Issue
Canada:	\$22.00
United States:	US\$26.00
Other Countries:	US\$31.00

## 87-203

**Periodical publishing.** Annual. First issue 1984. Bilingual.  
ISSN 0847-1231.  
DDC 070.5/72/0971.

This publication provides details on all aspects of the Periodical Publishing Survey including highlights and methodology. The survey is a census of all periodicals published in Canada which are issued on a regular basis, more frequently than once a year but not more than once a week. The purpose of the publication is to disseminate data which will provide users with the information required for corporate decision-making, monitoring programs and reviewing policies. The tabulations focus on circulation and sales of periodicals published in Canada during each publisher's fiscal year. Data are broken down by regions, provinces, type of periodical, origin of editorial content and artwork, size of circulation per issue and size of annual revenue. There is also a summary of the financial profile of periodicals. The reference section includes a list of other data sources. Previously *Culture statistics, periodical publishing, preliminary statistics*.

	Per Issue
Canada:	\$17.00
United States:	US\$20.00
Other Countries:	US\$24.00

## 87-204

**Film and video in Canada.** Annual. First issue 1983. Bilingual.  
ISSN 0847-124X.  
DDC 338.4/779143/0971.

This publication provides details on all aspects of the Culture Statistics Program's Film and Video Surveys including highlights and methodology. It covers four surveys: (1) film, video and audio-visual production; (2) motion picture laboratory operations and post-production services; (3) film and video distribution; and (4) motion picture theatres and drive-ins. The purpose of the publication is to disseminate data which will provide users with the information required for corporate decision-making, monitoring programs and reviewing policies. The tabulations focus on the financial year revenue, expenses, productions and labour force of the companies included in each survey. Data are broken down by province, by revenue group and by origin of financial control. Previously *Culture statistics, film industry, preliminary statistics*.

	Per Issue
Canada:	\$22.00
United States:	US\$26.00
Other Countries:	US\$31.00

## 87-205

**Public libraries in Canada.** Annual. First issue 1982/1984. Bilingual.  
ISSN 0843-7556.  
DDC 027.471.

This publication contains data tables on public libraries in Canada, including: sources of revenue, expenditures, library collections and acquisitions, circulation, interlibrary loans, personnel and library facilities. Information is broken down by type of public library, province/territory and census metropolitan area. Statistical highlights and additional library data sources are also given.

	Per Issue
Canada:	\$30.00
United States:	US\$36.00
Other Countries:	US\$42.00

## 87-205S

**Public libraries in Canada : a three year digest, 1982-1984 /** Statistics Canada, Education Culture and Tourism Division. 117 p. 28 cm. 1989. Bilingual.  
ISSN 0704-884X.  
DDC 027.471.

This publication contains data tables on public libraries in Canada, including: sources of revenue, expenditures, library collections and acquisitions, circulation, interlibrary loans, personnel and library facilities. Information is broken down by type of public library, province/territory and census metropolitan area. Statistical highlights and additional library data sources are also given.

	Per Issue
Canada:	\$35.00
United States:	US\$36.00
Other Countries:	US\$36.00

## 87-206

**Government expenditures on culture in Canada.** Annual. First issue 1984/85. Bilingual.  
ISSN 0847-1258.  
DDC 354.710085.

This publication contains survey highlights and statistical tables on government (federal, provincial and local) expenditures on culture in Canada. Included are expenditures on libraries, heritage activities, performing arts, literary arts, visual arts and crafts, broadcasting, film and video, etc. This information is broken down by level of government, province/territory and type of expenditure (operating expenditures, capital expenditures, operating and capital grants and contributions). Also included are statistics on employment. Previously *Culture statistics, government expenditures on*



## EDUCATION, CULTURE, HEALTH AND WELFARE

*Culture in Canada, preliminary statistics.*

	<i>Per Issue</i>
Canada:	\$17.00
United States:	US\$20.00
Other Countries:	US\$24.00

**87-207**

**Heritage institutions.** Annual. First issue 1984/85. Bilingual.

ISSN 0847-0146.

DDC 069/.0971.

This publication presents survey data highlights and statistical tabulations on non-profit heritage institutions. The heritage institutions covered include museums, art galleries, archives, historic sites, nature parks and other related institutions (e.g. zoos, botanical gardens, exhibition centres). Data tabulations focus on sources of revenues and types of expenditures; attendance; full-time and part-time personnel; and volunteers. This information is presented by province/territory, governing authority and type of heritage institution.

	<i>Per Issue</i>
Canada:	\$30.00
United States:	US\$36.00
Other Countries:	US\$42.00

**87-208**

**Television viewing in Canada.** Annual. First issue 1986. Bilingual.

ISSN 1180-3304.

Incorrect ISSN (0835-6041) printed in the publication.

DDC 384.55/0971.

An annual analysis of the television viewing patterns of Canadians, including charts and tables, beginning with survey data from the fall of 1985. The average hours per week of television viewing, by sex and age groupings at the national and provincial levels, are illustrated. The percentage distribution of viewing time, by program origin and type and origin of station is also available for similar demographic categories including the language spoken in the home. Previously *Culture statistics, television viewing in Canada*.

	<i>Per Issue</i>
Canada:	\$26.00
United States:	US\$31.00
Other Countries:	US\$36.00

**87-209**

**Performing arts.** Annual. First issue 1986. Bilingual.

ISSN 1180-3312.

Incorrect ISSN (0838-4452) printed in the publication.

DDC 790.2/0971.

This publication presents data on Canada's professional, non-profit performing arts companies. Text includes data highlights, methodological and data quality considerations and information on related data sources. Over 20 tables present current data, either by performing discipline and company size, or by province. The 1987 volume also contains final data for the 1983 through 1986 survey years, in the form of three summary tables per year.

	<i>Per Issue</i>
Canada:	\$30.00
United States:	US\$36.00
Other Countries:	US\$42.00

**87-210**

**Book publishing in Canada.** Annual. First issue 1985/86. Bilingual.

ISSN 1180-3320.

Incorrect ISSN (0835-9857) printed in the publication.

DDC 338.4/70705/0971.

This publication contains data on book publishing and on exclusive distribution of books provided by firms having attained a certain level of revenues. Survey methodology and terminology are described. Figures on published titles and sales in Canada, based on the reporting firms' financial year, are usually broken down by size, language, financial control and province of the firm. Other tables present figures on the financial aid awarded to publishers, their employment data and their average financial position. Data on exclusive agency sales by publishers and distributors give information on another facet of the book industry in Canada. Since 1987-88, tables on publishing and sales of Canadian-authored titles as well as figures on sales outside Canada have been added. This publication, which summarizes the book publishing data bank for a particular year, provides users with the information required for corporate decision-making, monitoring programs and reviewing policies. Previously *Culture statistics, book publishing in Canada*.

	<i>Per Issue</i>
Canada:	\$17.00
United States:	US\$20.00
Other Countries:	US\$24.00

**87-401**

**Tourism in Canada.** Biennial. First issue 1978/79. Bilingual. (Touriscope).

ISSN 0838-3863.

DDC 338.4/79171/0464.

This publication consists of analytical texts, charts and tables drawn from numerous sources, grouped together in nine chapters covering topics such as visitors to Canada,

Canadian travellers, industries comprising the tourism sector, employment and the economic significance of tourism. It features a number of articles written by tourism experts from academia and from commercial and government sectors.

	<i>Per Issue</i>
Canada:	\$40.00
United States:	US\$42.00
Other Countries:	US\$42.00

**87-504**

**Domestic travel, Canadians travelling in Canada.** Biennial. First issue 1979/80. Bilingual. (Touriscope).

ISSN 0835-9474.

DDC 338.4/79171/0464.

This publication presents data, charts, maps and an analytical text on trips and socio-economic characteristics of Canadians travelling within Canada. Trip information includes purpose, activities, mode of transportation, length of stay, duration, origin and destination (O. & D.) expenditures, including some provincial and metropolitan detail.

	<i>Per Issue</i>
Canada:	\$42.00
United States:	US\$50.00
Other Countries:	US\$50.00

**87-517**

**Government expenditures on culture in Canada /** Statistics Canada, Education, Culture and Tourism Division. 52 p. 28 cm. 1982/83 to 1986/87. Bilingual.

ISBN 0-660-54221-8.

DDC 338.4/77/00971.

The publication presents statistical summaries and analysis of expenditures on culture by federal, provincial and local governments in Canada. It also links government cultural expenditures with federal and provincial cultural policies.

	<i>Per Issue</i>
Canada:	\$35.00
United States:	US\$42.00
Other Countries:	US\$42.00

**87-527**

**Arts and culture : a statistical profile /** Statistics Canada, Education, Culture and Tourism Division, Projects and Analysis Section. 44 p. 28 cm. 1985. Bilingual.

ISBN 0-660-52853-3.

DDC 700/.971.

This publication presents interesting highlights on Canada's arts and culture, covering such topics as the labour force, heritage institutions and producers and distributors of cultural goods.



## EDUCATION, CULTURE, HEALTH AND WELFARE

	<i>Per Issue</i>
Canada:	\$14.00
United States:	US\$15.00
Other Countries:	US\$15.00

87-530

**Culture statistics, performing musicians and composers, 1982** / Statistics Canada, Education, Culture and Tourism Division. 34 p. 28 cm. 1986. Bilingual.

ISBN 0-660-52851-7.

DDC 780/.971.

This publication presents selected data from the 1983 sample Survey of Performing Musicians and Composers. It combines the general characteristics of the population and examines musicians' employment and their income and artistic expenses.

	<i>Per Issue</i>
Canada:	\$10.00
United States:	US\$11.00
Other Countries:	US\$11.00

87-532

**Culture statistics, the economic impact of the arts and culture sector** / Statistics Canada, Education, Culture and Tourism Division. 34 p. 28 cm. 1986. Bilingual.

ISBN 0-660-52880-0.

DDC 338.4/7306/0971.

This study addresses the matter of the economic value of the activities of this sector. Through an input-output model, the contribution of arts and culture to such key economic indicators as domestic output, Gross Domestic Product, and employment is explored. Estimates of direct, indirect, and induced economic impact upon these variables are provided for each of the major arts and culture sectors of written media, film, broadcasting, sound recording, performing arts, heritage institutions and libraries, government programs, and the wholesaling and retailing of arts and culture products. The study focuses on economic impact at the national level for 1981, with annual projections to 1984.

	<i>Per Issue</i>
Canada:	\$10.00
United States:	US\$11.00
Other Countries:	US\$11.00

## SCIENCE AND TECHNOLOGY

88-001

**Science statistics.** Irregular. First issue, Sept. 1983. Bilingual.

ISSN 0706-0793.

DDC 609/.71.

This publication, which consists of about 12 issues per year, presents a variety of science and technology statistics. Each issue concerns a different topic, for example: science and technology expenditures and personnel in business enterprises, the federal government or provincial governments; gross domestic expenditures on research and development (GERD); regional GERD; regional distribution of science and technology; R&D expenditures of private non-profit organizations; and the use of manufacturing technologies in Canada. Two issues of volume 13, released in 1989, dealt with the Survey of Manufacturing Technology.

	<i>Per Issue</i>	<i>Per Year</i>
Canada:	\$7.10	\$71.00
United States:	US\$8.50	US\$85.00
Other Countries:	US\$9.90	US\$99.00

88-002

**Indicators of science and technology** / Statistics Canada, Science, Technology and Capital Stock Division. Quarterly. First issue, vol. 1, no. 1, 1989. Bilingual.

ISSN 0843-753X.

DDC 609/.71.

Scientific and technological change is one of the factors which determine the competitiveness of a firm, sector or economy. It is important to develop indicators of this activity, and thereby describe and understand the scientific and technological system and its role on society and the economy. This publication addresses this need by presenting various indicators such as human resources for science and technology, expenditures on research and development, international transfer of technology, and the use of manufacturing technologies. The topics discussed in this quarterly publication vary from issue to issue, and will correspond to the availability of updated statistics.

	<i>Per Issue</i>	<i>Per Year</i>
Canada:	\$18.00	\$72.00
United States:	US\$21.50	US\$86.00
Other Countries:	US\$25.25	US\$101.00

88-202

**Industrial research and development statistics (with forecasts).** Annual. First issue 1982. Bilingual.

ISSN 0824-8133.

DDC 607/.271.

This report summarizes research and development (R&D) activities performed and funded by Canadian business enterprises and industrial research institutes and associations. The data is used, for instance, to plan and evaluate R&D tax incentive programs, to provide indicators of the state of

industrial innovation and to complement national aggregates for scientific R&D expenditures and personnel. Among the topics covered are current and capital expenditures on research and development, R&D expenditures as a percent of company sales, energy R&D expenditures by area of technology, sources of funds for intramural R&D, personnel engaged in R&D, and payments for technological services. Most historical tables are presented for 1982 to 1987 and disaggregated by 29 industrial groupings, size of R&D program, employment size, sales size, country of control and, by province with some data available for Montréal, the National Capital Region and Toronto. Canada totals for 1963 to 1989 are published for total R&D expenditures (in current and constant dollars), R&D expenditures compared to Gross Domestic Product, and sources of funds for R&D. Specific enquiries (i.e. survey methodology, reliability of the data) should be directed to the author division.

	<i>Per Issue</i>
Canada:	\$44.00
United States:	US\$53.00
Other Countries:	US\$62.00

88-204

**Federal scientific activities.** Annual. First issue 1984/1985. Bilingual.

ISSN 0824-0310.

Incorrect ISSN (0724-0310) printed in the publication.

DDC 609/.71.

This report provides statistical information of the Federal Government's activities in science and technology. Expenditure and person-year data are provided for the latest five years by type of science, by performing sector and by federal department or agency. Distribution of expenditures by province are provided for government laboratories and for payments to industry and universities. Technical notes, definitions, bibliography and subject index included.

	<i>Per Issue</i>
Canada:	\$44.00
United States:	US\$53.00
Other Countries:	US\$62.00

88-206E

**Directory of federal government scientific & technological establishments.** Annual. First issue 1985. E. and F.

ISSN 0829-6030.

DDC 001.4/025/71.

A listing of federal establishments engaged in scientific and technological activities in the natural sciences and engineering, containing information on activities performed, specialized equipment, the number of

## EDUCATION, CULTURE, HEALTH AND WELFARE

scientists and engineers, as well as identifying institutional name, and the name, address and phone number of a contact person.

*Per Issue*

Canada: \$25 00  
United States: US\$26 00  
Other Countries: US\$26 00

### 88-501E

**An indicator of excellence in Canadian science** / by James B. MacAulay. 111 p. 28 cm. 1985. E. and F.  
ISBN 0-660-11445-3.  
DDC 609/.71.

One of a series of background papers on science and technology indicators. This publication presents a methodology for evaluating Canada's contribution to world science through the number and relative influence of articles written by Canadian researchers. Results from a pilot study of the implementation of the procedures are provided.

*Per Issue*

Canada: \$40.00  
United States: US\$41.50  
Other Countries: US\$41.50

### 88-502E

**International payments and receipts for technology.** 48 p. 28 cm. 1984. E. and F.  
ISBN 0-660-11446-1.  
DDC 338.9/26.

This is a background paper for the science and technology indicators program. Examines the applicability of statistics of international payments and receipts for technology as an indicator of the volume of technological information transferred between countries. It contains a brief discussion of the theoretical foundations, limitations and uses of international payments and receipts data, as well as an overview of existing statistics. It includes case studies, and bibliography.

*Price: Back Issue*

### 88-503E

**Technology and commodity trade.** 40 p. 28 cm. 1984. E. and F.  
ISBN 0-660-11447-X.  
DDC 382/.456/0971.

This is a background paper for the science and technology indicators program. It examines the use of commodity trade statistics as an indicator of the international transfer of technology. It presents a review of the theoretical and statistical foundation

of the indicator and outlines existing statistics and their uses. It includes analysis, bibliography, and high technology commodity list.

*Price: Back Issue*

### 88-504E

**Patents as indicators of invention.** 48 p. 28 cm. 1985. E. and F.  
ISBN 0-660-11448-8.  
DDC 608.771.

This paper examines the use of patent statistics as indicators of technological change in Canada. It describes the current status of patent statistics and analyzes the advantages and disadvantages of their use as indicators of invention; reviews the various types of indicators constructed on the basis of patent statistics; and presents recommendations for the development of statistical series. Includes bibliography.

*Per Issue*

Canada: \$6 65  
United States: US\$8 00  
Other Countries: US\$8 00

### 88-505E

**Industrial productivity and research and development indicators.** 28 p. 28 cm. 1984. E. and F.  
ISBN 0-660-11449-6.  
DDC 607/.2/71.

This is a background paper for the science and technology indicators program. It describes the conceptual and statistical issues involved in the measurement of productivity change. In particular, it examines the role of research and development capital as a factor of production. It includes analysis, methodology, and bibliography.

*Price: Out of Print*

### 88-506E

**A framework for measuring research and development expenditures in Canada.** 42 p. 28 cm. 1984. E. and F.  
ISBN 0-660-11381-3.  
DDC 607/.2/71.

Describes the concepts, definitions, content and methodology underlying the gross domestic expenditures on research and development, a statistical series employed internationally to measure countries' research and development activities. This report is an adaptation, for Canada, of guidelines published by the Organization for Economic Co-operation and Development. Includes definitions, methodology and bibliography.

*Price: Back Issue*

### 88-507E

**An indicator of excellence in Canadian science : summary report** / by James B. MacAulay. 27 p. 28 cm. 1984. E. and F.  
ISBN 0-660-11466-6.  
DDC 609/.71.

Introduces the concept of using scientific literature as an indicator of Canadian research. Describes the theoretical development of a bibliometric analysis, presents a new measure of the quality of research in science and technology and outlines a procedure for using that measure to analyze scientific journals and research papers. Selected results of a pilot study of the implementation of the procedures are provided. Includes data analysis and bibliography.

*Price: Back Issue*

### 88-508E

**Human resources for science and technology** / Statistics Canada, Science Technology and Capital Stock Division. 90 p. 28 cm. 1988. E. and F.  
ISBN 0-660-11467-4.  
DDC 331.12/916/0971.

This publication attempts to describe the problems involved in creating, analyzing and using human resource indicators in science and technology policy formulation. And, from a strictly national perspective, it discusses the most widely accepted definitions and methods used. It examines the inventory of human resources in science and technology, which includes: scientists, engineers and technologists; university and community college teachers, as well as students and graduates of postsecondary institutions.

*Per Issue*

Canada: \$36.00  
United States: US\$37.00  
Other Countries: US\$37.00

### 88-509

**Price indexes for Canadian industrial research and development expenditures** / Jeffrey I. Bernstein. 37 p. 28 cm. 1986. Bilingual.  
ISBN 0-660-52889-4.  
DDC 607/.2/71.

This report presents price indexes for research and development expenditures are constructed for 26 industry groups containing 247 industries defined at the 3-digit Standard Industrial Classification. It also includes a general introduction, discussion of the data presented and conclusions.



## EDUCATION, CULTURE, HEALTH AND WELFARE

	<i>Per Issue</i>
Canada:	\$20.00
United States:	US\$21.00
Other Countries:	US\$21.00

### 88-510

**The individual Canadian inventor** / by Louise Séguin-Dulude and Claude Desranleau. 101 p. 28 cm. 1989. Bilingual.

ISBN 0-660-54219-6.

DDC 608/.7/971.

The publication presents a profile, identifying the inventor's socio-demographic characteristics and examining the inventive process in terms of its nature and the time and resources devoted to invention and patenting. It also examines the extent to which the invention is commercialized, the forms of commercialization and the success rate.

	<i>Per Issue</i>
Canada:	\$43.00
United States:	US\$52.00
Other Countries:	US\$52.00

## SOCIAL ANALYTICAL STUDIES

### 89-501E

**University graduates and jobs : changes during the 1970s : a comparison of the occupations and industrial sectors entered by university graduates in 1971 and 1978** / by W.G. Picot. 137 p. 28 cm. 1983. E. and F.

ISBN 0-660-11231-0.

DDC 331.12/0971.

This publication examines the occupation and industries entered by university graduates during the first two years following graduation, and assesses if there were significant changes during the 1970s. Emphasis is placed on the type of jobs found by graduates of various disciplines, and the growth in degrees granted in those disciplines between 1970 and 1981. Includes data analysis and a bibliography.

*Price: Back Issue*

### 89-502E

**Divorce : law and the family in Canada** / D.C. McKie, B. Prentice, P. Reed. 249 p. 23 cm. 1983. E. and F.

ISBN 0-660-11283-3.

DDC 306.8/9/0971.

Facts, figures and analysis of the historical, social and legal aspects of divorce. This publication presents historical overview of marriage and divorce in Canada from the

early 1800s to the present. In addition, using a detailed statistical record of all Canadian divorces from 1969 to 1979, the book examines divorce in Canada during the 1970s in light of the revised Divorce Act. Data analysis and bibliography included.

*Price: Back Issue*

### 89-503E

**Women in Canada : a statistical report** / Statistics Canada, Housing, Family and Social Statistics Division. 203 p. 28 cm. 1990. E. and F.

ISBN 0-660-13248-6.

DDC 305.4/0971.

Statistics Canada has produced an updated and expanded version of the original publication, last released in March 1985. This report analyzes the situation of Canadian women by exploring their demographic and cultural characteristics, living arrangements, income, labour force activity, health and criminal and victimization characteristics. Supported by more than 65 key colour charts and 190 tables, this report presents this wealth of information in a clear and concise form.

	<i>Per Issue</i>
Canada:	\$35.00
United States:	US\$42.00
Other Countries:	US\$42.00

### 89-506

**Longevity and historical life tables, 1921-1981 (abridged) : Canada and the provinces** / by Dhruva Nagnur. 215 p. 28 cm. 1982. Bilingual.

ISBN 0-660-52882-7.

DDC 304.6/4/097102/1.

The publication presents 420 abridged life tables supplied for Canada and the provinces at five-year intervals from 1921 to 1981. Mortality statistics are provided in 15 different categories such as median and mean age at death, life expectancy at selected ages, and increase in years of life expectancy. An analytical text summarizes the important trends such as the phenomenal drop in infant, neonatal and post-neonatal death rates. The text deals with an important demographic trend regarding longevity.

	<i>Per Issue</i>
Canada:	\$20.00
United States:	US\$21.50
Other Countries:	US\$21.50

### 89-507E

**Canada's industries, growth in jobs over three decades : a review of the changing industrial mix of employment, 1951-1984** / W. Garnett Picot. 113 p. 23 cm. 1986. E. and F.

ISBN 0-660-11909-9.

DDC 331.12/5/0971.

The report reviews employment trends in Canada's industries and service sectors between 1951 and 1984, and provides general explanations as to why the mix of employment among industries has changed. What has happened to employment growth in the public sector? Which service sector industries are providing the jobs? What causes the changing mix of employment among industries? The report concentrates on the two broad factors involved in the restructuring of industrial employment. Includes data analysis, data sources, definitions and bibliography.

*Price: Out of Print*

### 89-508

**Family and friendship ties among Canada's seniors : an introductory report of findings from the General Social Survey** / by Leroy O. Stone, with the assistance of Hubert Frenken and Edward Dak Ming Ng. 76 p. 28 cm. 1988. Bilingual.

ISBN 0-660-53415-0.

DDC 362.6/0971.

This national study looks at the kinds of family and friendship links upon which seniors rely for support. With an analysis of data collected in the 1985 General Social Survey, the publication shows how the network of family and friendship ties which one can expect to have varies systematically over the course of one's life. The study demonstrates the substantial levels of help given to others by seniors, as well as the help they receive.

	<i>Per Issue</i>
Canada:	\$20.00
United States:	US\$22.00
Other Countries:	US\$22.00

### 89-509

**The family in Canada : selected highlights** / Statistics Canada, Housing, Family and Social Statistics Division, Target Groups Project. 47 p. 28 cm. 1989. Bilingual.

ISBN 0-660-53439-8.

DDC 306.8/5/0971.

The charts in this publication highlight the changes in many aspects of family life. Topics include family formation; raising a family; the workplace and home; income,

## EDUCATION, CULTURE, HEALTH AND WELFARE

assets and expenditures; divorce and remarriage; the "empty nest"; living arrangements of elderly persons; and widowhood.

*Per Issue*

Canada: \$35.00  
United States: US\$36.00  
Other Countries: US\$36.00

### 89-510

**Immigrants in Canada, selected highlights** / Statistics Canada, Housing, Family and Social Statistics Division, Target Groups Project. 56 p. 28 cm. 1990. Bilingual.

ISBN 0-660-54213-7.  
DDC 325/.71.

The publication presents a comprehensive portrait of immigration since 1852 and of Canada's immigrant population today. It examines the immigrant population's demographics, education, place of birth, labour force activity, income and citizenship, as well as selected family and household characteristics.

*Per Issue*

Canada: \$38.00  
United States: US\$46.00  
Other Countries: US\$46.00

### 89-511

**Youth in Canada : selected highlights** / Statistics Canada, Housing, Family and Social Statistics Division, Target Groups Project. 49 p. 28 cm. 1989. Bilingual.

ISBN 0-660-53440-1.  
DDC 305.2/35/0971.

The charts in this publication provide an insight into Canada's young people by exploring, among other things, their demographic and cultural characteristics, living arrangements, educational attainment, labour force activity and health.

*Per Issue*

Canada: \$35.00  
United States: US\$36.00  
Other Countries: US\$36.00

### 89-515

**The seniors boom : dramatic increases in longevity and prospects for better health** / by Leroy O. Stone and Susan Fletcher. 46 p. 28 cm. 1986. Bilingual.

ISBN 0-660-52898-3.  
DDC 305.2/6/0971.

This publication offers innovative approaches to analyzing data on aging. It charts Statistics Canada's latest projections of what will happen as the baby boomers pass through their senior years, as well as explores aspects of lifestyles that appear to promote better health among the elderly.

*Per Issue*

Canada: \$9.95  
United States: US\$10.95  
Other Countries: US\$10.95

### 89-517E

**Marrying and divorcing : a status report for Canada** / Gordon McMillan. 16 p. 28 cm. 1988. E. and F.

ISBN 0-660-12530-7.  
DDC 306.8/0971.

This report is an off-print of the principal findings of technical publication 84-536E. The report sketches general changes in marrying and divorcing in Canada between 1970 and 1986. It also examines provincial and regional variations and presents international comparisons. The indicators presented are developed through the application of life table techniques to vital statistics and census data.

*Per Issue*

Canada: \$5.00  
United States: US\$6.00  
Other Countries: US\$6.00

### 89-518

**The changing labour market for post-secondary graduates, 1975-1984** / W. Garnett Picot and Ted Wannell, Doug Lynd. 86 p. 23 cm. 1987. Bilingual.

ISBN 0-660-52896-7.  
DDC 331.11/423/0971.

This publication examines the growth in employment for graduates from various disciplines, trends in the supply of graduates and labour market conditions (salary and unemployment rates) for graduates in selected disciplines in 1978 and 1984. It also reviews employment trends in the economy as a whole between 1975 and 1984 and places changes in labour market conditions for graduates within this context. The study is intended to inform the public and contribute to a better understanding of issues by providing systematic quantitative analysis of changing labour market conditions. Major variables in this report include number of graduates by field, employment and salary, and unemployment statistics on graduates by field of study, and employment trends by occupation and industry for Canada and in some cases Canada excluding Quebec. This publication includes 14 tables and 32 charts.

*Per Issue*

Canada: \$26.00  
United States: US\$27.50  
Other Countries: US\$27.50



## CENSUS AND INTERCENSAL STUDIES

### POPULATION ESTIMATES AND PROJECTIONS

91-002

**Quarterly demographic statistics.** Quarterly. First issue, Jan./Mar. 1987. Bilingual.

ISSN 0835-4057.

DDC 304.6/0971.

This publication presents quarterly estimates of population for Canada, the provinces and territories as well as statistics on the following components of population change: births, deaths, marriages, immigration, emigration and interprovincial migration, the latter by origin and destination. Quarterly estimates of population are provided for the last eight years prior to the reference date of the publication, and statistics on the components are given with the reference quarter. This publication also contains highlights of current demographic trends and a brief description of the methods used to generate the statistics.

	Per Issue	Per Year
Canada:	\$7.50	\$30.00
United States:	US\$9.00	US\$36.00
Other Countries:	US\$10.50	US\$42.00

91-204

**Postcensal estimates of families, Canada, provinces and territories.** Annual. First issue 1947. Bilingual.

ISSN 0840-9188.

DDC 306.85/0971.

Annual estimates of the number of census families for Canada, the provinces and territories are presented in this publication. The family estimates are distributed by type (husband-wife, lone-parent), size, age of parents and age of children. This publication also contains highlights of current demographic trends relating to census families and a brief description of the methods used to generate the estimates.

	Per Issue
Canada:	\$17.00
United States:	US\$20.00
Other Countries:	US\$24.00

91-209E

**Report on the demographic situation in Canada.** Annual. First issue 1983. E. and F.


ISSN 0715-9293.

DDC 304.6/0971.

Report on major demographic developments in Canada in recent years. Highlights relate to population changes: births; deaths; nuptiality and divorce; life expect-

tancy; infant mortality; leading causes of death; married and single mothers; international migration; interprovincial migration; changes in the concentrations and relative proportion of francophones and anglophones. Includes data analysis, glossary, and bibliography.

	Per Issue
Canada:	\$16.00
United States:	US\$19.00
Other Countries:	US\$22.00



91-210

**Postcensal annual estimates of population by marital status, age, sex and components of growth for Canada, provinces and territories.** Annual. First issue 1982/1983. Bilingual.

ISSN 0827-9624.

Incorrect ISSN (0824-9563) printed in the publication.

DDC 304.6/0971.

This publication contains annual estimates of population providing a reliable profile of the current Canadian population by age, sex and marital status. Statistics by age and sex are also provided for the following components of demographic change: births, deaths, immigration, emigration and interprovincial migration. This publication also contains highlights of current demographic trends and a brief description of the methods used to generate the estimates.

	Per Issue
Canada:	\$29.00
United States:	US\$35.00
Other Countries:	US\$41.00

91-211

**Postcensal annual estimates of population for census divisions and census metropolitan areas (regression method).** Annual. First issue 1982/1983. Bilingual.

ISSN 0824-9571.

DDC 304.6/0971.

The annual estimates of population presented in this publication for the census divisions and census metropolitan areas in Canada are produced by the regression-nested method. It also contains highlights of current demographic trends and a brief description of the methods used to generate the estimates.

	Per Issue
Canada:	\$17.00
United States:	US\$20.00
Other Countries:	US\$24.00

91-212

**Postcensal annual estimates of population for census divisions and census metropolitan areas (component method).** Annual. First issue 1982. Bilingual.

ISSN 0825-1320.

DDC 304.6/0971.

This publication presents annual estimates of population produced by the component method for the census divisions and census metropolitan areas in Canada. Statistics for the following components are also included: births, deaths, immigration, emigration, interprovincial migration and intraprovincial migration. This publication includes highlights of current demographic trends and a brief description of the methods used to generate the estimates.

	Per Issue
Canada:	\$22.00
United States:	US\$26.00
Other Countries:	US\$31.00

91-518

**Intercensal annual estimates of population by sex and age for Canada, provinces and territories 1981-1986 /** Statistics Canada, Demography Division, Population Estimates Section. 62 p. 28 cm. 1988. Bilingual.

ISBN 0-660-53417-7.

DDC 304.6/0971.

Contains intercensal annual population estimates by sex and single years of age, for Canada, provinces and territories as of

## CENSUS AND INTERCENSAL STUDIES

June 1, for the years 1981 to 1986. These intercensal estimates are revisions of the postcensal estimates already published in Catalogue no. 91-210. Details on the data highlights, definitions and bibliography are also included.

	<i>Per Issue</i>
<i>Canada:</i>	\$33.00
<i>United States:</i>	US\$34.00
<i>Other Countries:</i>	US\$34.00

**91-519**

**Intercensal annual estimates of population by marital status, age and sex for Canada, provinces and territories, 1981-1986** / Statistics Canada, Demography Division, Population Estimates Section. 107 p. 28 cm. 1988. Bilingual.

ISBN 0-660-53416-9.

DDC 304.6/0971.

Presents the intercensal estimates of the population, by sex and marital status, by single years of age from age 15 to age 44 and by quinquennial age groups from 45 years to 90 years and over, for Canada, provinces and territories as of June 1, for the years 1981 to 1986. Includes data highlights, definitions and bibliography.

	<i>Per Issue</i>
<i>Canada:</i>	\$41.00
<i>United States:</i>	US\$42.00
<i>Other Countries:</i>	US\$42.00

**91-520**

**Population projections for Canada, provinces and territories, 1989-2011** / prepared by J. Perreault. 192 p. 28 cm. 1990. Bilingual.

ISBN 0-660-54850-X.

DDC 304.6/2/0971.

The projections use 1989 population estimates as their base. The report takes into account emerging demographic trends, most notably trends in international and internal migration, and contain a range of projections by age and sex.

	<i>Per Issue</i>
<i>Canada:</i>	\$40.00
<i>United States:</i>	US\$48.00
<i>Other Countries:</i>	US\$48.00

**91-521**

**Intercensal annual estimates of population for census divisions and census metropolitan areas, 1981-1986** / Statistics Canada, Demography Division, Population Estimates Section. 97 p. 28 cm. 1989. Bilingual.

ISBN 0-660-53418-5.

DDC 304.6/0971.

This report presents the annual intercensal estimates of population for census divisions and census metropolitan areas according to the 1981 geographic boundaries. Also included are the components of annual population change during the same period. The publication provides highlights, definitions of the terminology used, methods and data sources and a description of the quality of the population estimates. It also presents detailed statistical tables containing the population estimates and the components.

	<i>Per Issue</i>
<i>Canada:</i>	\$35.00
<i>United States:</i>	US\$42.00
<i>Other Countries:</i>	US\$42.00

**91-522**

**Projections of households and families for Canada, provinces and territories, 1989-2011** / prepared by D. Larivière. 75 p. 28 cm. 1990. Bilingual.

ISBN 0-660-54224-2.

DDC 306.85/0971.

The projections take into account recent and emerging trends in the growth and structure of households and families. They include three alternative series, along with such breakdowns as family and non-family households, lone-parent families and the sex and age distribution of household maintainers.

	<i>Per Issue</i>
<i>Canada:</i>	\$30.00
<i>United States:</i>	US\$36.00
<i>Other Countries:</i>	US\$36.00

**91-524E**

**Fertility in Canada : from baby-boom to baby-bust** / A. Romaniuc. 156 p. 23 cm. 1984. E. and F.

ISBN 0-660-11330-9.

DDC 304.6/32/0971.

Presents a synthesis of the knowledge of current fertility in Canada. Analyses the levels and trends in fertility, the emerging reproductive patterns, birth control, factors in the current fertility decline, future course, and an international perspective. Includes data analysis and notes.

	<i>Per Issue</i>
<i>Canada:</i>	\$12.00
<i>United States:</i>	US\$14.00
<i>Other Countries:</i>	US\$14.00

**91-527E**

**Income of immigrants in Canada : a census data analysis** / R. Beaujot, K.G. Basavarajappa, R.B.P. Verma. 98 p. 23 cm. 1988. E. and F.

ISBN 0-660-12742-3.

DDC 339.2/2/0971.

Using census data, this study contains a very detailed analysis of the income of Canadians not born in Canada. Taken into consideration in the analysis are the duration of residence, occupation, level of education, country of origin, etc., in order to explain income differences between immigrants and the Canadian-born population, who are used as a comparison group. This 120-page document contains numerous tables and two-colour graphs.

	<i>Per Issue</i>
<i>Canada:</i>	\$20.00
<i>United States:</i>	US\$21.00
<i>Other Countries:</i>	US\$21.00

**91-528E**

**Population estimation methods, Canada** / Statistics Canada, Demography Division. 117 p. 23 cm. 1987. E. and F.

ISBN 0-660-12028-3.

DDC 304.6/0971.

This publication provides under one cover, a detailed description of the methods employed by Statistics Canada to estimate the population of Canada, the provinces, territories, census divisions and census metropolitan areas. Throughout the eight chapters the following questions are addressed: How are the estimates produced? What are the data and their sources? and: How reliable are the estimates?

	<i>Per Issue</i>
<i>Canada:</i>	\$25.00
<i>United States:</i>	US\$26.50
<i>Other Countries:</i>	US\$26.50

**91-529**

**Intercensal estimates of families, Canada and provinces, 1981-1986** / Statistics Canada, Demography Division, Population Estimates Section. 81 p. 28 cm. 1988. Bilingual.

ISBN 0-660-53438-X.

DDC 306.8/5/0971.

With highlights, charts, and notes on methodology, this new publication provides the total number of census families for Canada and the provinces as of June 1, 1981 to 1986. It also includes the breakdown of the census family total by type (husband-wife and lone-parent) and size of family, by sex and age of parents, and age of children.

	<i>Per Issue</i>
<i>Canada:</i>	\$36.00
<i>United States:</i>	US\$37.00
<i>Other Countries:</i>	US\$37.00



## CENSUS AND INTERCENSAL STUDIES

### 91-535E

**New trends in the family : demographic facts and figures** / Bali Ram. 96 p. 23 cm. 1990. E. and F.

ISBN 0-660-13460-8.

Incorrect ISSN (0-660-12957-4) printed in the publication.

DDC 306.8/0971.

Using data from various censuses, from vital statistics and from surveys, the publication presents an analysis of emerging family patterns in Canada, dealing with a range of topics including marriage, divorce, childlessness, non-marital fertility, women's employment, child care, non-family living, lone-parents families and common-law unions.

*Per Issue*

Canada:	\$25.00
United States:	US\$30.00
Other Countries:	US\$30.00

### 91-536E

**Caribbean immigrants : a demographic analysis** / Anthony H. Richmond. 85 p. 23 cm. 1989. E. and F.

ISBN 0-660-12957-4.

DDC 305.8/969729/071.

Including immigrants from Guyana and Bermuda, the Caribbean population enumerated in the 1981 Census numbered 211,205, of whom the largest groups were the Jamaicans (78,000) and the Haitians (27,000). They were a diverse population in terms of ethnicity, reflecting British, French, Afro-Caribbean and Asian ancestry. The publication compares the characteristics of this population with respect to age, sex, education and ethnic origin; with that of the Canadian population, and other immigrants, and measures their economic success.

*Per Issue*

Canada:	\$25.00
United States:	US\$30.00
Other Countries:	US\$30.00

## 1986 CENSUS

For more information concerning the 1986 Census of Canada publications consult catalogue no. 99-103E **Products and services**.

### POPULATION

This series of publications provides final, unrounded population and dwelling counts (1) in a national context (for example, counts for census divisions and census subdivisions across the country are grouped together into a single publication) and (2) in a provincial context (for example, counts for most standard levels of census geography - census division (CD), census subdivision (CSD), census consolidated subdivision (CCS), census metropolitan area (CMA), census agglomeration (CA), primary census metropolitan area (PCMA), primary census agglomeration (PCA), urban and rural - in a province are grouped together in a series of tables in one publication for each province).

### POPULATION AND DWELLING COUNTS

*Population and Dwelling Counts* publications provide population counts for all areas designated as standard census geographic areas in Canada. Measures of change since 1981 are often listed and provide useful comparative data for the reader.

#### 92-101

**Census divisions and subdivisions.** 270 p. 28 cm. 1987. Bilingual.

ISBN 0-660-53450-9.

DDC 304.6/0971.

This publication presents 1986 population counts for 266 census divisions (CDs) and 6009 census subdivisions (CSDs) for each province and territory. Population counts are ranked both provincially and nationally. For example, a given CSD in Newfoundland is ranked according to population as it compares to other CSDs in Newfoundland, and to all other CSDs across Canada. Data are listed alphabetically for CDs in Table 1 and alphabetically, and by decreasing population order for CSDs in Tables 2 and 3, respectively.

	<i>Per Issue</i>
Canada:	\$43.00
United States:	US\$53.00
Other Countries:	US\$53.00

#### 92-102

**Federal electoral districts.** 99 p. 28 cm. 1987. Bilingual.

ISBN 0-660-53451-7.

DDC 304.6/0971.

The two tables in this publication contain data on population counts for Canada's 282 federal electoral districts (FEDs). Table 1 provides population counts of FEDs for 1981 and 1986, and lists percentage changes between the two. The number of occupied private dwellings in each FED in 1986 are also included. Table 2 lists 1986 population counts for both FEDs and census subdivisions within these FEDs. A map showing FED boundaries is also included as a useful addition to this publication.

	<i>Per Issue</i>
Canada:	\$22.00
United States:	US\$23.00
Other Countries:	US\$23.00

#### 92-103

**Federal electoral districts and census enumeration areas.** 559 p. 28 cm. 1987. Bilingual.

ISBN 0-660-53452-5.

DDC 304.6/0971.

The final 1986 population counts for census enumeration areas (EAs) and the number of occupied private dwellings within these areas are featured in this publication. EA population counts and occupied dwelling counts are grouped by federal electoral districts (FEDs) with one table designated for each FED. A map showing FEDs is also provided with this release.

	<i>Per Issue</i>
Canada:	\$80.00
United States:	US\$93.00
Other Countries:	US\$93.00

#### 92-104

**Census metropolitan areas and census agglomerations.** 78 p. 28 cm. 1987. Bilingual.

ISBN 0-660-53453-3.

DDC 304.6/0971.

Data covered in this publication include 1981 and 1986 Census of Canada population counts for census metropolitan areas (CMAs), census agglomerations (CAs), primary census metropolitan areas (PCMAs) and primary census agglomerations (PCAs), for Canada. For a more detailed overview, population counts for component census subdivisions of CMAs, CAs, PCMAs and PCAs are also shown.

CMAs and CAs are ranked nationally and provincially with percentage population changes also provided.

	<i>Per Issue</i>
Canada:	\$24.00
United States:	US\$25.00
Other Countries:	US\$25.00

#### 92-105

**Unincorporated places.** 388 p. 28 cm. 1988. Bilingual.

ISBN 0-660-53454-1.

DDC 304.6/0971.

This publication presents users with 1986 Census of Canada population counts for all unincorporated places (UPs) in Canada. A single table contained in this release lists all census UPs in alphabetical order, provides 1986 population counts and indicates the province, census division and census subdivision in which each UP is located. Additional data for UPs are found in the "Place Name Reference Lists" (Cat. nos. 92-121 to 92-123).

	<i>Per Issue</i>
Canada:	\$57.00
United States:	US\$67.00
Other Countries:	US\$67.00

#### 92-109 to 92-120

**Population and dwelling counts, provinces and territories.** 12 v. 28 cm. 1987. Bilingual.

DDC 304.6/0971.

These 12 publications provide final population counts from the 1986 Census of Canada for census divisions (CDs), census subdivisions (CSDs), census consolidated subdivisions (CCSs), census metropolitan areas (CMAs), census agglomerations (CAs) and rural and urban areas, for each of the 10 provinces and two territories in Canada. In addition to the 1986 population counts, each publication contains 14 detailed tables that feature a wide range of data. These include 1981 and 1986 population counts with percentage changes between the two, number of occupied private dwellings, land area, population density, and national and provincial population rankings.

**92-109 Newfoundland.** 135 p.  
ISBN 0-660-53455-X.

	<i>Per Issue</i>
Canada:	\$27.00
United States:	US\$28.50
Other Countries:	US\$28.50



## 1986 CENSUS

**92-110 Prince Edward Island.** 108 p.  
ISBN 0-660-53456-8.

*Per Issue*

Canada: \$21.00  
United States: US\$22.00  
Other Countries: US\$22.00

**92-111 Nova Scotia.** 108 p.  
ISBN 0-660-53457-6.

*Per Issue*

Canada: \$21.00  
United States: US\$22.00  
Other Countries: US\$22.00

**92-112 New Brunswick.** 126 p.  
ISBN 0-660-53458-4.

*Per Issue*

Canada: \$25.00  
United States: US\$26.00  
Other Countries: US\$26.00

**92-113 Québec.** 232 p.  
ISBN 0-660-53459-2.

*Per Issue*

Canada: \$61.00  
United States: US\$71.00  
Other Countries: US\$71.00

**92-114 Ontario.** 238 p.  
ISBN 0-660-53460-6.

*Per Issue*

Canada: \$46.00  
United States: US\$56.00  
Other Countries: US\$56.00

**92-115 Manitoba.** 128 p.  
ISBN 0-660-53461-4.

*Per Issue*

Canada: \$25.00  
United States: US\$26.00  
Other Countries: US\$26.00

**92-116 Saskatchewan.** 196 p.  
ISBN 0-660-53462-2.

*Per Issue*

Canada: \$39.00  
United States: US\$40.50  
Other Countries: US\$40.50

**92-117 Alberta.** 138 p.  
ISBN 0-660-53463-0.

*Per Issue*

Canada: \$29.00  
United States: US\$30.50  
Other Countries: US\$30.50

**92-118 British Columbia.** 180 p.  
ISBN 0-660-53464-9.

*Per Issue*

Canada: \$36.00  
United States: US\$37.50  
Other Countries: US\$37.50

**92-119 Yukon.** 92 p.  
ISBN 0-660-53465-7.

*Per Issue*

Canada: \$18.00  
United States: US\$19.00  
Other Countries: US\$19.00

**92-120 Northwest Territories.** 90 p.  
ISBN 0-660-53466-5.

*Per Issue*

Canada: \$20.00  
United States: US\$21.00  
Other Countries: US\$21.00

## PLACE NAME REFERENCE LISTS

**92-121 to 92-123**

**Place name reference lists.** 3 v. 28 cm.  
1988. Bilingual.  
DDC 317.1.

*Place Name Reference Lists* contains three regional publications that feature 1986 Census of Canada population counts for the entire country. In addition, these publications also identify Standard Geographical Classification (SGC) codes and various geographical information such as latitude and longitude. Each of the three releases contains two tables for each province and territory. Table 1 lists all place names (i.e. census subdivisions and unincorporated places) in alphabetical order, while Table 2 lists all places in SGC code order.

**92-121 Atlantic provinces.** 268 p.  
ISBN 0-660-53467-3.

*Per Issue*

Canada: \$37.00  
United States: US\$38.50  
Other Countries: US\$38.50

**92-122 Québec and Ontario.** 285 p.  
ISBN 0-660-53468-1.

*Per Issue*

Canada: \$40.00  
United States: US\$41.50  
Other Countries: US\$41.50

**92-123 Western provinces and the Territories.** 258 p.  
ISBN 0-660-53469-X.

*Per Issue*

Canada: \$34.00  
United States: US\$35.50  
Other Countries: US\$35.50

## POPULATION AND DWELLING CHARACTERISTICS

The Population and Dwelling Characteristics publications present a wide range of census data by variable, selected topics and standard geographic areas.

## THE NATION SERIES

These 19 publications are designed to illustrate the scope and depth of information collected by the 1986 Census. This is

achieved by presenting considerable detail for selected variables as well as cross-tabulating variables to show the analytical potential of the data. Unless otherwise indicated, data are provided for Canada, the provinces and the territories.

**93-101**

**Age, sex and marital status.** 132 p. 28 cm. 1987. Bilingual.  
ISBN 0-660-53470-3.  
DDC 304.6/1/0971.

This publication provides some of the most fundamental demographic information collected during the 1986 Census of Canada. Variables include age, sex and marital status with data presented for 1921 up until 1986. In addition to presenting this historical overview, the five tables that make-up this publication also feature 1981-1986 data comparisons and detailed cross-classifications for 1986.

*Per Issue*

Canada: \$28.00  
United States: US\$29.50  
Other Countries: US\$29.50

**93-102**

**Language, part 1.** 193 p. 28 cm. 1987. Bilingual.  
ISBN 0-660-53471-1.  
DDC 305.7/0971.

The four tables that make-up this publication present mother tongue data from the 1986 Census of Canada. Detailed breakdowns of languages reported in 1986, age distributions of populations who reported selected languages, and a comparison between 1981-1986 data for selected languages are the focus of this release. All data in this publication are cross-classified by sex.

*Per Issue*

Canada: \$43.00  
United States: US\$53.00  
Other Countries: US\$53.00

**93-103**

**Language, part 2.** 365 p. 28 cm. 1989. Bilingual.  
ISBN 0-660-53625-0.  
DDC 305.7/0971.

This publication presents 1986 Census data on home language and official language distributions. Distributions are cross-classified by age group, sex, mother tongue and mobility status. More specifically, the 10 tables contained in this publication include detailed information on the language most often spoken at home, place of residence and language charac-

## 1986 CENSUS

teristics of the population, and ability to carry on a conversation in English and French--- Canada's two official languages. Census data from 1981 are also included in this release and thus provide an opportunity for comparative analyses.

	<i>Per Issue</i>
Canada:	\$54.00
United States:	US\$64.00
Other Countries:	US\$64.00

### 93-104

**Dwellings and households, part 1.** 103 p. 28 cm. 1987. Bilingual.  
ISBN 0-660-53472-X.  
DDC 304.6/0971.

This publication presents final 1986 Census data on dwellings and private households. The 10 tables that make-up this publication feature statistics on a variety of dwelling characteristics, type and size of private household, as well as age and sex of the household maintainer, and whether or not the household maintainer rents or owns. Historical data from the 1961, 1966, 1971, 1976 and 1981 Censuses also appear in this release.

	<i>Per Issue</i>
Canada:	\$33.00
United States:	US\$34.50
Other Countries:	US\$34.50

### 93-105

**Dwellings and households, part 2.** 241 p. 28 cm. 1989. Bilingual.  
ISBN 0-660-53626-9.  
DDC 363.5/0971.

This publication features 15 tables that provide final 1986 Census data on private households and dwellings. Statistics have been collected on a 20% sample basis and are classified according to a variety of variables. These include tenure, structural type, number of persons in a household, type of household, age and sex of household maintainer, costs of maintaining a shelter and 1985 household incomes.

	<i>Per Issue</i>
Canada:	\$45.00
United States:	US\$55.00
Other Countries:	US\$55.00

### 93-106

**Families, part 1.** 132 p. 28 cm. 1987. Bilingual.  
ISBN 0-660-53473-8.  
DDC 306.8/5/0971.

Statistics on census families, persons in families, and non-family persons are the focus of this publication. These subject matter are explored in relation to age

group, sex, marital status, family structure and living arrangements. In addition to 1986 Census data, census counts from 1971, 1976 and 1981 are also included and thus provide an opportunity for comparative analyses.

	<i>Per Issue</i>
Canada:	\$28.00
United States:	US\$29.50
Other Countries:	US\$29.50

### 93-107

**Families, part 2.** 378 p. 28 cm. 1989. Bilingual.  
ISBN 0-660-53627-7.  
DDC 306.8/5/0971.

This publication presents 1986 Census data collected from one in five households. The 19 tables that make-up this publication feature statistics for various classifications of census families as well as non-family persons living in private households. Data are presented in terms of a variety of socio-economic characteristics such as level of schooling, labour force activity and average family income. Although the majority of tables include data for Canada, the provinces and the territories, some tables present 1986 data for Canada only.

	<i>Per Issue</i>
Canada:	\$43.00
United States:	US\$53.00
Other Countries:	US\$53.00

### 93-108

**Mobility status and interprovincial migration.** 310 p. 28 cm. 1989. Bilingual.  
ISBN 0-660-53628-5.  
DDC 304.8/20971.

This publication presents 1986 Census data on the mobility status of Canadian residents. The 11 tables featured in this release contain current and historical data that focus on the movement of Canadians both interprovincially and by the components of interprovincial migration (ie. in-out- and net migration). Data are presented with respect to demographic, educational and employment characteristics, and are cross-classified by sex.

	<i>Per Issue</i>
Canada:	\$41.00
United States:	US\$43.00
Other Countries:	US\$43.00

### 93-109

**Ethnicity, immigration and citizenship.** 442 p. 28 cm. 1989. Bilingual.  
ISBN 0-660-53629-3.  
DDC 305.8/0971.

This publication is divided into two parts. Part 1 (Tables 1 to 4) focuses on distributions of population by ethnic origin, and Part 2 (Tables 5 to 8) presents population distributions by period of immigration and citizenship. In addition, immigrant and non-immigrant populations are highlighted by place of birth: Table 8 presents place of birth data for both 1981 and 1986 immigrant populations. All data reported in this release are cross-classified by sex.

	<i>Per Issue</i>
Canada:	\$59.00
United States:	US\$69.00
Other Countries:	US\$69.00

### 93-110

**Schooling and major field of study.** 721 p. 28 cm. 1989. Bilingual.  
ISBN 0-660-53630-7.  
DDC 370./0971.

This publication provides the reader with a comprehensive look at schooling statistics for the country. The 10 tables that appear in this publication contain both 1986 Census data and historical data dating back to 1951, for persons 15 years of age and over. The report is detailed and focuses on level of schooling, major field of study and highest degree, certificate or diploma attained. Economic performance and how it relates to higher educational achievement is also examined.

	<i>Per Issue</i>
Canada:	\$60.00
United States:	US\$70.00
Other Countries:	US\$70.00

### 93-111

**Labour force activity.** 357 p. 28 cm. 1989. Bilingual.  
ISBN 0-660-53631-5.  
DDC 331.11/0971.

This publication presents 1986 Census data collected from one in five households in Canada. The four tables found in this release contain data on labour force activity for the population 15 years of age and over. Tables 1 and 2 present historical data from 1971 to 1986 and from 1981 to 1986, respectively; the data found in Table 2 are for the female population only. Tables 3 and 4 present 1986 labour force activity as it relates to selected demographic and education variables.

	<i>Per Issue</i>
Canada:	\$46.00
United States:	US\$56.00
Other Countries:	US\$56.00



## 1986 CENSUS

93-112

**Occupation.** 499 p. 28 cm. 1989. Bilingual.

ISBN 0-660-53632-3.

DDC 331.7/0971.

This publication features two tables that provide a detailed overview of labour force activity across Canada. Occupation data are presented in relation to a number of variables. These include sex, age group and class of worker, that is, whether a person is a paid worker, a self-employed unincorporated individual or an unpaid family worker. In addition, labour force activity for both employed and unemployed males and females, and number of weeks worked in 1985 are also tabulated.

	<i>Per Issue</i>
<i>Canada:</i>	\$77 00
<i>United States:</i>	US\$90 00
<i>Other Countries:</i>	US\$90 00

93-113

**Industry.** 383 p. 28 cm. 1989. Bilingual.

ISBN 0-660-53633-1.

DDC 331.7/0971.

The two tables that make-up this publication present 1986 Census of Canada data on industry. Industry names are listed according to 1980 Standard Industrial Classifications and are classified by age group, sex and class of worker. Industry is also explored in terms of labour force activity, that is the total number of males and females employed or unemployed in the labour force since January 1, 1985, and the number of weeks worked in 1985. All data are collected for persons 15 years of age and over.

	<i>Per Issue</i>
<i>Canada:</i>	\$58 00
<i>United States:</i>	US\$68 00
<i>Other Countries:</i>	US\$68 00

93-114

**Total income, individuals.** 206 p. 28 cm. 1989. Bilingual.

ISBN 0-660-53634-X.

DDC 339.2/2/097102.

This publication highlights income size distributions for the population 15 years of age and over. Table 1 presents income statistics for 1980 and 1985, and provides users with an opportunity to compare incomes in terms of constant (1985) dollars. The remaining nine tables examine 1985 individual income size distributions by sex, sources of income, major source of income, marital status, age group, major field of study, ethnic origin and a number of other variables.

*Per Issue*

<i>Canada:</i>	\$30 00
<i>United States:</i>	US\$32 00
<i>Other Countries:</i>	US\$32 00

93-115

**Employment income : Individuals.** 219 p. 28 cm. 1989. Bilingual.

ISBN 0-660-53635-8.

DDC 331.2/971.

This publication consists of 11 tables that together present a comprehensive overview of employment income size distributions. Data have been collected for persons 15 years and over with emphasis on such variables as sex, age, highest level of schooling, major field of study, mother tongue, official language, class of worker and number of weeks worked in 1985. In addition to 1986 Census data, 1981 Census data are also presented with one table featuring a comparative look at 1980 and 1985 employment incomes.

	<i>Per Issue</i>
<i>Canada:</i>	\$31 00
<i>United States:</i>	US\$33 00
<i>Other Countries:</i>	US\$33 00

93-116

**Employment income by occupation.** 299 p. 28 cm. 1989. Bilingual.

ISBN 0-660-53636-6.

DDC 331.7/00971.

The three tables that make-up this publication present 1986 Census data on average employment income and average wages and salaries. All statistics are collected for persons 15 years of age and over, and are presented according to detailed occupational listings as well as other selected variables. These include sex, age groups, highest level of schooling and work activity in 1985. Census data from 1981 are also highlighted.

	<i>Per Issue</i>
<i>Canada:</i>	\$42 00
<i>United States:</i>	US\$52 00
<i>Other Countries:</i>	US\$52 00

93-117

**Family income : census families.** 284 p. 28 cm. 1989. Bilingual.

ISBN 0-660-53637-4.

DDC 339.2/2/0971.

This publication presents a detailed picture of 1985 income size distributions for census families and non-family persons across Canada. These 1986 Census data are explored in terms of family structure, sources of income, number and combination of employment income recipients, work activity, age, level of schooling and period of im-

migration. Two of the 15 tables contained in this release also feature income size distributions from the 1981 Census, in constant (1985) dollars.

*Per Issue*

<i>Canada:</i>	\$36 00
<i>United States:</i>	US\$38 00
<i>Other Countries:</i>	US\$38 00

93-118

**Family income : economic families.** 220 p. 28 cm. 1990. Bilingual.

ISBN 0-660-53638-2.

DDC 339.2/2/0971.

The focus of this publication is on 1985 income distributions for economic families and unattached individuals, 15 years of age and over in private households. These 1986 Census data are presented in relation to family structure, age, sex, source of income, family size, number of children, education, ethnic origin, and incidence of low income. Two out of the 11 tables contained in this release also explore distributions of economic families and unattached individuals by the size of difference between their 1985 income and the applicable low income cut-off; the cut-off calculations are instrumental in identifying lowest income groups. In addition, 1980 and 1985 family income tabulations for Canada are presented together and provide an opportunity for comparative analysis.

	<i>Per Issue</i>
<i>Canada:</i>	\$29 00
<i>United States:</i>	US\$31 00
<i>Other Countries:</i>	US\$31 00

93-119

**Household income : private households.** 177 p. 28 cm. 1989. Bilingual.

ISBN 0-660-53639-0.

DDC 339.2/2/0971.

This 1986 Census publication gives users a detailed look at 1985 income size distributions for private households across Canada. The 10 tables that make-up this release explore this data with reference to a number of variables. These include household type, tenure, number of persons, number and presence of children and selected characteristics for the household maintainer. One table also presents comparable household income distributions for 1980 and 1985.

	<i>Per Issue</i>
<i>Canada:</i>	\$28 00
<i>United States:</i>	US\$30 00
<i>Other Countries:</i>	US\$30 00



## 1986 CENSUS

### DIMENSIONS SERIES

Over the years census publication users have expressed considerable interest in particular subject matter. The "Dimensions" series features information on these subject matter, which include profiles on selected populations including ethnic groups and immigrant populations; detailed break-downs and cross-tabulations on occupational trends, industrial trends and language transfer and retention; and an in-depth look at census metropolitan areas. The seven publications contained in this series present data for Canada alone, as well as for Canada, the provinces and the territories.

#### 93-151

**Occupational trends, 1961-1986.** 302 p. 28 cm. 1988. Bilingual.  
ISBN 0-660-53640-4.  
DDC 331.7/00971.

This publication provides a historical perspective on occupational trends for the labour force 15 years of age and over for Canada, the provinces and the territories. In Table 1, occupational data are divided according to major groups and sex, whereas in Table 2, data are classified by detailed occupation and sex. It is important to note that labour force and occupation data have been adjusted as much as possible to permit accurate comparisons between 1961, 1971, 1981 and 1986 Censuses.

#### Per Issue

Canada:	\$36.00
United States:	US\$38.00
Other Countries:	US\$38.00

#### 93-152

**Industry trends, 1951-1986.** 163 p. 28 cm. 1988. Bilingual.  
ISBN 0-660-53641-2.  
DDC 331.12/0971.

This publication offers a broad overview of industry trends for both sexes 15 years of age and over who make-up the "experienced labour force". Table 1 presents a less detailed break-down of industry listings with census data from 1951 to 1986, whereas Table 2 features "detailed industry" listings with census data from 1971, 1981 and 1986 only. All data are based on, or adjusted for the 1970 Standard Industrial Classification and are reported for Canada, the provinces and where applicable, the territories.

#### Per Issue

Canada:	\$29.00
United States:	US\$31.00
Other Countries:	US\$31.00

#### 93-153

**Language retention and transfer.** 637 p. 28 cm. 1989. Bilingual.  
ISBN 0-660-53642-0.  
DDC 305.7/0971.

For some the language most often spoken at home differs from the language first learned in childhood (mother tongue). Taken together, these are referred to as language transfers or language shifts and are a major factor in determining the mother tongue of the next generation. This publication presents 1981 and 1986 Census data on language transfer and retention, based on mother tongue by sex and age, and relative to a number of other variables. These variables include home language, ability to speak Canada's two official languages, and ethnic origin. The data featured in this release are presented in four tables, for Canada, the provinces, the territories as well as for selected census metropolitan areas.

#### Per Issue

Canada:	\$84.00
United States:	US\$97.00
Other Countries:	US\$97.00

#### 93-154

**Profile of ethnic groups.** 383 p. 28 cm. 1989. Bilingual.  
ISBN 0-660-53643-9.  
DDC 305.8/0971.

This publication features three detailed tables profiling 60 selected ethnic groups and 16 major ethnic categories; the composition of the major categories is displayed in Appendix 2. In order to present a comprehensive overview of Canada's diverse ethnic communities, a number of variables including a variety of demographic, social and economic characteristics are explored in this release. 1986 Census data are reported for Canada only, but extensive single, multiple and total responses combine to give users an insightful look into the subject matter.

#### Per Issue

Canada:	\$49.00
United States:	US\$59.00
Other Countries:	US\$59.00

#### 93-155

**Profile of the immigrant population.** 309 p. 28 cm. 1989. Bilingual.  
ISBN 0-660-53644-7.  
DDC 305.8/0971.

According to 1986 Census data, the majority of people immigrate to Canada as young adults. In fact, almost one-half arrive between the ages of 20 to 39. This is just one aspect highlighted in this 13 table

publication that features a detailed profile of immigrant and non-immigrant populations for Canada, the provinces and the territories. This release also explores immigrant populations by immigration period and sex, and non-immigrant populations by sex alone, relative to a number of demographic, social and economic characteristics.

#### Per Issue

Canada:	\$39.00
United States:	US\$41.00
Other Countries:	US\$41.00

#### 93-156

**Census metropolitan areas.** 625 p. 28 cm. 1989. Bilingual.  
ISBN 0-660-53645-5.  
DDC 307.7/64/0971.

This publication presents census data exclusively for census metropolitan areas (CMAs). The 22 tables that make-up this publication are divided into 2 parts with 1981 and 1986 Census data presented for Canada and the provinces. Part 1 presents tabulations based on 100% data that cover demographic and family characteristics as well as mother tongue. Part 2 contains data collected on a 20% sample that focus on variables relating to dwelling and household, culture, education, mobility, economics and income. In order to facilitate comparisons between 1981 and 1986 data, 1981 CMA boundaries have been adjusted to 1986 boundary delineations.

#### Per Issue

Canada:	\$65.00
United States:	US\$78.00
Other Countries:	US\$78.00

#### 93-157

**Canadians and their occupations, a profile.** 440 p. 28 cm. 1989. Bilingual.  
ISBN 0-660-53646-3.  
DDC 331.7/0971.

In a single table, this publication profiles 200 occupations by demographic, socio-cultural and economic characteristics. Occupations appear alphabetically in a list preceding the actual table to help users gain quick access to data relating to a specific occupation. All data are reported from the 1986 Census for both males and females, for Canada only.

#### Per Issue

Canada:	\$49.00
United States:	US\$59.00
Other Countries:	US\$59.00



## 1986 CENSUS

## PROFILE SERIES

The profile series provides a wide range of information derived from the 1986 Census of Population for a variety of standard geographic areas. This series is divided into two parts. Part 1 presents statistics collected for all households, 100 % data, that focus on basic demography, housing and families, and for the first time show the living arrangements of non-family persons 65 years and over. Part 2 on the otherhand, features tabulations for one in five households, a 20% sample, that present a detailed picture of each designated geographic area. Data are explored in terms of social, cultural, labour and 1985 income data, with additional information on housing. As seen in this series, "Major Field of Study" has been introduced as a variable for the first time in the 1986 Census, and home language, ethnic origin, mother tongue, place of birth and industry have been highlighted in greater detail. In order to provide more relevant data, a feature called incidence reporting has also been introduced in this series. Incidence reporting lists those categories with the highest counts within selected variables. For example, for census divisions and census subdivisions, mother tongue includes the five non-official languages with the highest count for each province and territory. Users of this series will not only be able to examine data for the provinces, territories and subprovincial geographic levels, but can review statistics for all of Canada. In addition, the alphabetical place name index found at the beginning of each publication will make locating data for a specific geographic area a simpler task.

## Census Divisions and Subdivisions/Provinces

## 94-101 to 94-124

**Population and dwelling characteristics, census divisions and subdivisions.** 23 v. 28 cm. 1987. Bilingual. DDC 304.6/0971.

These publications present a statistical profile on census divisions and census subdivisions located in each province. Parts 1 and 2 are presented in separate publications and feature 1986 Census tabulations based on 100% data and 20% sample data, respectively.

**94-101 Newfoundland, part 1.** 264 p.  
ISBN 0-660-53474-6.

## Per Issue

Canada: \$41.00  
United States: US\$42.50  
Other Countries: US\$42.50

**94-102 Newfoundland, part 2.** 427 p.  
ISBN 0-660-53647-1.

## Per Issue

Canada: \$60.00  
United States: US\$70.00  
Other Countries: US\$70.00

**94-103 Prince Edward Island, part 1.**  
127 p.  
ISBN 0-660-53475-4.

## Per Issue

Canada: \$26.00  
United States: US\$27.00  
Other Countries: US\$27.00

**94-104 Prince Edward Island, part 2.**  
182 p.  
ISBN 0-660-53648-X.

## Per Issue

Canada: \$37.00  
United States: US\$39.00  
Other Countries: US\$39.00

**94-105 Nova Scotia, part 1.** 133 p.  
ISBN 0-660-53476-2.

## Per Issue

Canada: \$26.00  
United States: US\$27.00  
Other Countries: US\$27.00

**94-106 Nova Scotia, part 2.** 192 p.  
ISBN 0-660-53649-8.

## Per Issue

Canada: \$37.00  
United States: US\$39.00  
Other Countries: US\$39.00

**94-107 New Brunswick, part 1.** 196 p.  
ISBN 0-660-53477-0.

## Per Issue

Canada: \$35.00  
United States: US\$36.50  
Other Countries: US\$36.50

**94-108 New Brunswick, part 2.** 332 p.  
ISBN 0-660-53575-0.

## Per Issue

Canada: \$50.00  
United States: US\$60.00  
Other Countries: US\$60.00

**94-109 Québec, part 1.** 916 p.  
ISBN 0-660-53478-9.

## Per Issue

Canada: \$110.00  
United States: US\$126.00  
Other Countries: US\$126.00

**94-110 Québec, part 2.** 1561 p.  
ISBN 0-660-53576-9.

## Per Issue

Canada: \$170.00  
United States: US\$198.00  
Other Countries: US\$198.00

**94-111 Ontario, part 1.** 330 p.  
ISBN 0-660-53479-7.

## Per Issue

Canada: \$73.00  
United States: US\$86.00  
Other Countries: US\$86.00

**94-112 Ontario, part 2.** 924 p.  
ISBN 0-660-53577-7.

## Per Issue

Canada: \$110.00  
United States: US\$126.00  
Other Countries: US\$126.00

**94-113 Manitoba, part 1.** 218 p.  
ISBN 0-660-53480-0.

## Per Issue

Canada: \$35.00  
United States: US\$36.50  
Other Countries: US\$36.50

**94-114 Manitoba, part 2.** 346 p.  
ISBN 0-660-53578-5.

## Per Issue

Canada: \$50.00  
United States: US\$60.00  
Other Countries: US\$60.00

**94-115 Saskatchewan, part 1.** 735 p.  
ISBN 0-660-53481-9.

## Per Issue

Canada: \$68.00  
United States: US\$81.00  
Other Countries: US\$81.00

**94-116 Saskatchewan, part 2.** 882 p.  
ISBN 0-660-53579-3.

## Per Issue

Canada: \$110.00  
United States: US\$126.00  
Other Countries: US\$126.00

**94-117 Alberta, part 1.** 314 p.  
ISBN 0-660-53482-7.

## Per Issue

Canada: \$42.00  
United States: US\$52.00  
Other Countries: US\$52.00

**94-118 Alberta, part 2.** 456 p.  
ISBN 0-660-53580-7.

## Per Issue

Canada: \$60.00  
United States: US\$70.00  
Other Countries: US\$70.00

**94-119 British Columbia, part 1.**  
410 p.  
ISBN 0-660-53483-5.

## Per Issue

Canada: \$51.00  
United States: US\$61.00  
Other Countries: US\$61.00

## 1986 CENSUS

### 94-120 British Columbia, part 2.

687 p.  
ISBN 0-660-53581-5.

*Per Issue*

Canada: \$85.00  
United States: US\$98.00  
Other Countries: US\$98.00

### 94-121 Yukon, part 1. 82 p.

ISBN 0-660-53484-3.

*Per Issue*

Canada: \$21.00  
United States: US\$22.00  
Other Countries: US\$22.00

### 94-122 Yukon, part 2. 112 p.

ISBN 0-660-53582-3.

*Per Issue*

Canada: \$27.00  
United States: US\$29.00  
Other Countries: US\$29.00

### 94-123 Northwest Territories, part 1.

103 p.  
ISBN 0-660-53485-1.

*Per Issue*

Canada: \$23.00  
United States: US\$24.00  
Other Countries: US\$24.00

### 94-124 Northwest Territories, part 2.

144 p.  
ISBN 0-660-53583-1.

*Per Issue*

Canada: \$30.00  
United States: US\$31.00  
Other Countries: US\$31.00

## Federal electoral districts

### 94-125 to 94-126

**Federal electoral districts.** 2 v. 28 cm.  
1987-1988. Bilingual.

DDC 304.6/0971.

Federal electoral districts (FEDs) refer to any territorial unit entitled to return a member to serve in the House of Commons. The two publications featured here explore Canada's 282 FEDs as defined by the 1976 Representation Order. Information presented, is collected on a 100% basis in Part 1 and on a 20% sample basis in Part 2.

### 94-125 Part 1. 226 p.

ISBN 0-660-53486-X.

*Per Issue*

Canada: \$33.00  
United States: US\$34.50  
Other Countries: US\$34.50

### 94-126 Part 2. 420 p.

ISBN 0-660-53584-X.

*Per Issue*

Canada: \$55.00  
United States: US\$65.00  
Other Countries: US\$65.00

## Census metropolitan areas

### 94-127 to 94-128

**Census metropolitan areas and census agglomerations.** 2 v. 28 cm.  
1987-1988. Bilingual.

DDC 304.6/0971.

A census metropolitan area (CMA) is defined in its most basic form as a main labour market area, and a census agglomeration (CA) as a smaller labour market area, of an urban core of at least 100,000 and 10,000, respectively. CMAs and CAs are the subject of these two publications. Part 1 profiles CMAs and CAs based on 100% data, whereas Part 2 looks at CMAs and CAs based on a 20% sample. It is useful to note that component census subdivisions of CMAs and CAs are shown in "Census Tracts" publications.

### 94-127 Part 1. 181 p.

ISBN 0-660-53487-8.

*Per Issue*

Canada: \$27.00  
United States: US\$28.00  
Other Countries: US\$28.00

### 94-128 Part 2. 345 p.

ISBN 0-660-53585-8.

*Per Issue*

Canada: \$39.00  
United States: US\$41.00  
Other Countries: US\$41.00

## Urban and rural areas

### 94-129

**Urban and rural areas, Canada, provinces and territories, part 1.** 196 p. 28 cm. 1988. Bilingual.

ISBN 0-660-53488-6.

DDC 304.6/0971.

These two publications present 1986 Census data on Canada's urban and rural populations. Subject matter are explored in terms of a variety of socio-economic characteristics and are presented for Canada, the provinces and the territories. This geographic break-down allows comparisons of data so that differences can be more easily identified and studied. All data have been collected on a 100% basis in Part 1 and a 20% sample basis in Part 2.

*Per Issue*

Canada: \$33.00  
United States: US\$34.50  
Other Countries: US\$34.50

## Federal electoral districts

### 94-133 to 94-134

**Federal electoral districts : 1987 representation order.** 2 v. 28 cm. 1988. Bilingual.

DDC 304.6/0971.

The two publications presented here feature 1986 Census data for Canada's 295 federal electoral districts (FEDs). These profile data are for FEDs defined according to the 1987 Representation Order and are collected on a 100% basis and a 20% sample basis. It should be noted that the 1987 Representation Order differs substantially from the 1976 Representation Order.

### 94-133 Part 1. 216 p.

ISBN 0-660-54028-2.

*Per Issue*

Canada: \$38.00  
United States: US\$40.00  
Other Countries: US\$40.00

### 94-134 Part 2. 445 p.

ISBN 0-660-54029-0.

*Per Issue*

Canada: \$58.00  
United States: US\$68.00  
Other Countries: US\$68.00

## Census tracts

### 95-101 to 95-174

**Census tracts.** 74 v. 28 cm. 1988. Bilingual.

DDC 304.6/0971.

These publications present statistical profiles of census tracts (CTs) and component census subdivisions (CSDs). Data are presented for 37 urban centres included in the 1986 Census tract program, and are collected for all households in Part 1 and for one in five households in Part 2. A reference map showing all CTs and component CSDs is also included in each publication.

### 95-101 Brantford: part 1. 73 p.

ISBN 0-660-53489-4.

*Per Issue*

Canada: \$19.00  
United States: US\$20.00  
Other Countries: US\$20.00



## 1986 CENSUS

**95-102 Brantford: part 2.** 115 p.  
ISBN 0-660-53588-2.*Per Issue*

Canada: \$24 00  
 United States: US\$25 00  
 Other Countries: US\$25 00

**95-103 Calgary: part 1.** 115 p.  
ISBN 0-660-53490-8.*Per Issue*

Canada: \$24 00  
 United States: US\$25 00  
 Other Countries: US\$25 00

**95-104 Calgary: part 2.** 202 p.  
ISBN 0-660-53589-0.*Per Issue*

Canada: \$32 00  
 United States: US\$34 00  
 Other Countries: US\$34 00

**95-105 Chicoutimi-Jonquière: part 1.** 79 p.  
ISBN 0-660-53491-6.*Per Issue*

Canada: \$20 00  
 United States: US\$21 00  
 Other Countries: US\$21 00

**95-106 Chicoutimi-Jonquière: part 2.** 131 p.  
ISBN 0-660-53590-4.*Per Issue*

Canada: \$25 00  
 United States: US\$26 00  
 Other Countries: US\$26 00

**95-107 Edmonton: part 1.** 161 p.  
ISBN 0-660-53492-4.*Per Issue*

Canada: \$26 00  
 United States: US\$27 00  
 Other Countries: US\$27 00

**95-108 Edmonton: part 2.** 297 p.  
ISBN 0-660-53591-2.*Per Issue*

Canada: \$37 00  
 United States: US\$39 00  
 Other Countries: US\$39 00

**95-109 Guelph: part 1.** 84 p.  
ISBN 0-660-53493-2.*Per Issue*

Canada: \$19 00  
 United States: US\$20 00  
 Other Countries: US\$20 00

**95-110 Guelph: part 2.** 114 p.  
ISBN 0-660-53592-0.*Per Issue*

Canada: \$24 00  
 United States: US\$25 00  
 Other Countries: US\$25 00

**95-111 Halifax: part 1.** 116 p.  
ISBN 0-660-53494-0.*Per Issue*

Canada: \$22 00  
 United States: US\$23 00  
 Other Countries: US\$23 00

**95-112 Halifax: part 2.** 180 p.  
ISBN 0-660-53593-9.*Per Issue*

Canada: \$29 00  
 United States: US\$31 00  
 Other Countries: US\$31 00

**95-113 Hamilton: part 1.** 150 p.  
ISBN 0-660-53495-9.*Per Issue*

Canada: \$26 00  
 United States: US\$27 00  
 Other Countries: US\$27 00

**95-114 Hamilton: part 2.** 241 p.  
ISBN 0-660-53594-7.*Per Issue*

Canada: \$37 00  
 United States: US\$39 00  
 Other Countries: US\$39 00

**95-115 Kamloops: part 1.** 84 p.  
ISBN 0-660-53496-7.*Per Issue*

Canada: \$19 00  
 United States: US\$20 00  
 Other Countries: US\$20 00

**95-116 Kamloops: part 2.** 114 p.  
ISBN 0-660-53595-5.*Per Issue*

Canada: \$24 00  
 United States: US\$25 00  
 Other Countries: US\$25 00

**95-117 Kelowna: part 1.** 94 p.  
ISBN 0-660-53497-5.*Per Issue*

Canada: \$20 00  
 United States: US\$21 00  
 Other Countries: US\$21 00

**95-118 Kelowna: part 2.** 121 p.  
ISBN 0-660-53596-3.*Per Issue*

Canada: \$25 00  
 United States: US\$26 00  
 Other Countries: US\$26 00

**95-119 Kingston: part 1.** 75 p.  
ISBN 0-660-53498-3.*Per Issue*

Canada: \$20 00  
 United States: US\$21 00  
 Other Countries: US\$21 00

**95-120 Kingston: part 2.** 121 p.  
ISBN 0-660-53597-1.*Per Issue*

Canada: \$25 00  
 United States: US\$26 00  
 Other Countries: US\$26 00

**95-121 Kitchener: part 1.** 98 p.  
ISBN 0-660-53499-1.*Per Issue*

Canada: \$22 00  
 United States: US\$23 00  
 Other Countries: US\$23 00

**95-122 Kitchener: part 2.** 177 p.  
ISBN 0-660-53598-X.*Per Issue*

Canada: \$29 00  
 United States: US\$31 00  
 Other Countries: US\$31 00

**95-123 Lethbridge: part 1.** 84 p.  
ISBN 0-660-53500-9.*Per Issue*

Canada: \$20 00  
 United States: US\$21 00  
 Other Countries: US\$21 00

**95-124 Lethbridge: part 2.** 130 p.  
ISBN 0-660-53599-8.*Per Issue*

Canada: \$25 00  
 United States: US\$26 00  
 Other Countries: US\$26 00

**95-125 London: part 1.** 109 p.  
ISBN 0-660-53501-7.*Per Issue*

Canada: \$22 00  
 United States: US\$23 00  
 Other Countries: US\$23 00

**95-126 London: part 2.** 200 p.  
ISBN 0-660-53600-5.*Per Issue*

Canada: \$29 00  
 United States: US\$31 00  
 Other Countries: US\$31 00

**95-127 Moncton: part 1.** 74 p.  
ISBN 0-660-53502-5.*Per Issue*

Canada: \$20 00  
 United States: US\$21 00  
 Other Countries: US\$21 00

**95-128 Moncton: part 2.** 138 p.  
ISBN 0-660-53601-3.*Per Issue*

Canada: \$25 00  
 United States: US\$26 00  
 Other Countries: US\$26 00

**95-129 Montréal: part 1.** 453 p.  
ISBN 0-660-53503-3.*Per Issue*

Canada: \$52 00  
 United States: US\$62 00  
 Other Countries: US\$62 00

**95-130 Montréal: part 2.** 783 p.  
ISBN 0-660-53602-1.*Per Issue*

Canada: \$85 00  
 United States: US\$98 00  
 Other Countries: US\$98 00

## 1986 CENSUS

**95-131 North Bay: part 1.** 69 p.  
ISBN 0-660-53504-1.*Per Issue*

Canada: \$20.00  
 United States: US\$21.00  
 Other Countries: US\$21.00

**95-132 North Bay: part 2.** 110 p.  
ISBN 0-660-53603-X.*Per Issue*

Canada: \$25.00  
 United States: US\$26.00  
 Other Countries: US\$26.00

**95-133 Oshawa: part 1.** 96 p.  
ISBN 0-660-53505-X.*Per Issue*

Canada: \$20.00  
 United States: US\$21.00  
 Other Countries: US\$21.00

**95-134 Oshawa: part 2.** 146 p.  
ISBN 0-660-53604-8.*Per Issue*

Canada: \$25.00  
 United States: US\$26.00  
 Other Countries: US\$26.00

**95-135 Ottawa-Hull: part 1.** 171 p.  
ISBN 0-660-53506-8.*Per Issue*

Canada: \$27.00  
 United States: US\$28.50  
 Other Countries: US\$28.50

**95-136 Ottawa-Hull: part 2.** 282 p.  
ISBN 0-660-53605-6.*Per Issue*

Canada: \$39.00  
 United States: US\$41.00  
 Other Countries: US\$41.00

**95-137 Peterborough: part 1.** 84 p.  
ISBN 0-660-53507-6.*Per Issue*

Canada: \$20.00  
 United States: US\$21.00  
 Other Countries: US\$21.00

**95-138 Peterborough: part 2.** 130 p.  
ISBN 0-660-53606-4.*Per Issue*

Canada: \$25.00  
 United States: US\$26.00  
 Other Countries: US\$26.00

**95-139 Prince George: part 1.** 85 p.  
ISBN 0-660-53508-4.*Per Issue*

Canada: \$20.00  
 United States: US\$21.00  
 Other Countries: US\$21.00

**95-140 Prince George: part 2.** 114 p.  
ISBN 0-660-53607-2.*Per Issue*

Canada: \$25.00  
 United States: US\$26.00

Other Countries: US\$26.00

**95-141 Québec: part 1.** 142 p.  
ISBN 0-660-53509-2.*Per Issue*

Canada: \$25.00  
 United States: US\$26.00  
 Other Countries: US\$26.00

**95-142 Québec: part 2.** 273 p.  
ISBN 0-660-53608-0.*Per Issue*

Canada: \$35.00  
 United States: US\$37.00  
 Other Countries: US\$37.00

**95-143 Regina: part 1.** 110 p.  
ISBN 0-660-53510-6.*Per Issue*

Canada: \$21.00  
 United States: US\$22.00  
 Other Countries: US\$22.00

**95-144 Regina: part 2.** 160 p.  
ISBN 0-660-53609-9.*Per Issue*

Canada: \$27.00  
 United States: US\$28.00  
 Other Countries: US\$28.00

**95-145 Saint John: part 1.** 85 p.  
ISBN 0-660-53511-4.*Per Issue*

Canada: \$20.00  
 United States: US\$21.00  
 Other Countries: US\$21.00

**95-146 Saint John: part 2.** 139 p.  
ISBN 0-660-53610-2.*Per Issue*

Canada: \$25.00  
 United States: US\$26.00  
 Other Countries: US\$26.00

**95-147 St. Catharines-Niagara:  
part 1.**  
128 p. ISBN 0-660-53512-2.*Per Issue*

Canada: \$23.00  
 United States: US\$24.00  
 Other Countries: US\$24.00

**95-148 St. Catharines-Niagara:  
part 2.**  
175 p. ISBN 0-660-53611-0.*Per Issue*

Canada: \$30.00  
 United States: US\$32.00  
 Other Countries: US\$32.00

**95-149 St. John's: part 1.** 85 p.  
ISBN 0-660-53513-0.*Per Issue*

Canada: \$20.00  
 United States: US\$21.00  
 Other Countries: US\$21.00

**95-150 St. John's: part 2.** 140 p.  
ISBN 0-660-53612-9.*Per Issue*

Canada: \$25.00  
 United States: US\$26.00  
 Other Countries: US\$26.00

**95-151 Sarnia: part 1.** 90 p.  
ISBN 0-660-53514-9.*Per Issue*

Canada: \$20.00  
 United States: US\$21.00  
 Other Countries: US\$21.00

**95-152 Sarnia: part 2.** 140 p.  
ISBN 0-660-53613-7.*Per Issue*

Canada: \$25.00  
 United States: US\$26.00  
 Other Countries: US\$26.00

**95-153 Saskatoon: part 1.** 76 p.  
ISBN 0-660-53515-7.*Per Issue*

Canada: \$20.00  
 United States: US\$21.00  
 Other Countries: US\$21.00

**95-154 Saskatoon: part 2.** 160 p.  
ISBN 0-660-53614-5.*Per Issue*

Canada: \$25.00  
 United States: US\$26.00  
 Other Countries: US\$26.00

**95-155 Sault Ste. Marie: part 1.**  
84 p. ISBN 0-660-53516-5.*Per Issue*

Canada: \$20.00  
 United States: US\$21.00  
 Other Countries: US\$21.00

**95-156 Sault Ste. Marie: part 2.**  
130 p. ISBN 0-660-53615-3.*Per Issue*

Canada: \$25.00  
 United States: US\$26.00  
 Other Countries: US\$26.00

**95-157 Sherbrooke: part 1.** 81 p.  
ISBN 0-660-53717-3.*Per Issue*

Canada: \$20.00  
 United States: US\$21.00  
 Other Countries: US\$21.00

**95-158 Sherbrooke: part 2.**  
150 p. ISBN 0-660-53616-1.*Per Issue*

Canada: \$25.00  
 United States: US\$26.00  
 Other Countries: US\$26.00

**95-159 Sudbury: part 1.** 96 p.  
ISBN 0-660-53518-1.*Per Issue*

Canada: \$20.00  
 United States: US\$21.00  
 Other Countries: US\$21.00



## 1986 CENSUS

**95-160 Sudbury: part 2.** 135 p.  
ISBN 0-660-53617-X.

*Per Issue*

Canada: \$25.00  
United States: US\$26.00  
Other Countries: US\$26.00

**95-161 Thunder Bay: part 1.** 90 p.  
ISBN 0-660-53519-X.

*Per Issue*

Canada: \$20.00  
United States: US\$21.00  
Other Countries: US\$21.00

**95-162 Thunder Bay: part 2.** 123 p.  
ISBN 0-660-53618-8.

*Per Issue*

Canada: \$25.00  
United States: US\$26.00  
Other Countries: US\$26.00

**95-163 Toronto: part 1.** 429 p.  
ISBN 0-660-53520-3.

*Per Issue*

Canada: \$49.00  
United States: US\$59.00  
Other Countries: US\$59.00

**95-164 Toronto: part 2.** 723 p.  
ISBN 0-660-53619-6.

*Per Issue*

Canada: \$85.00  
United States: US\$98.00  
Other Countries: US\$98.00

**95-165 Trois-Rivières: part 1.** 72 p.  
ISBN 0-660-53521-1.

*Per Issue*

Canada: \$20.00  
United States: US\$21.00  
Other Countries: US\$21.00

**95-166 Trois-Rivières: part 2.** 140 p.  
ISBN 0-660-53620-X.

*Per Issue*

Canada: \$25.00  
United States: US\$26.00  
Other Countries: US\$26.00

**95-167 Vancouver: part 1.** 202 p.  
ISBN 0-660-53522-X.

*Per Issue*

Canada: \$31.00  
United States: US\$32.50  
Other Countries: US\$32.50

**95-168 Vancouver: part 2.** 359 p.  
ISBN 0-660-53621-8.

*Per Issue*

Canada: \$43.00  
United States: US\$53.00  
Other Countries: US\$53.00

**95-169 Victoria: part 1.** 99 p.  
ISBN 0-660-53523-8.

*Per Issue*

Canada: \$21.00  
United States: US\$22.00  
Other Countries: US\$22.00

**95-170 Victoria: part 2.** 182 p.  
ISBN 0-660-53622-6.

*Per Issue*

Canada: \$27.00  
United States: US\$29.00  
Other Countries: US\$29.00

**95-171 Windsor: part 1.** 102 p.  
ISBN 0-660-53524-6.

*Per Issue*

Canada: \$21.00  
United States: US\$22.00  
Other Countries: US\$22.00

**95-172 Windsor: part 2.** 139 p.  
ISBN 0-660-53623-4.

*Per Issue*

Canada: \$27.00  
United States: US\$28.00  
Other Countries: US\$28.00

**95-173 Winnipeg: part 1.** 126 p.  
ISBN 0-660-53525-4.

*Per Issue*

Canada: \$26.00  
United States: US\$27.00  
Other Countries: US\$27.00

**95-174 Winnipeg: part 2.** 240 p.  
ISBN 0-660-53624-2.

*Per Issue*

Canada: \$37.00  
United States: US\$39.00  
Other Countries: US\$39.00

## CENSUS OF AGRICULTURE

## 96-101

**User's guide.** 28 p. 28 cm. 1987. Bilingual.  
ISBN 0-660-53551-3.  
DDC 001.4/33.

The user's guide is a reference document for users of the 1986 Census of Agriculture data. It details the content, confidentiality procedures, geographic structure, variety of products, prices and ordering procedures.

*Per Issue*

Canada: \$3.00  
United States: US\$4.00  
Other Countries: US\$4.00

## 96-102 to 96-112

**Agriculture.** 11 v. 28 cm. 1987. Bilingual.  
DDC 338.1/0971.

These publications present the results of the 1986 Census of Agriculture. They provide statistics on crops, livestock, farm land, labour, capital and many other variables. The introduction includes explanations of questions used and contains some indicators of the quality of the data. The

tabular material is presented in four sections. The first section presents data by province. The second section consists of cross-classified data by province. The third section contains historical data by province. The fourth section contains selected data for the Yukon and Northwest Territories. A fifth section (appendices) contains a copy of the 1986 Census of Agriculture questionnaire.

**96-102 Canada.** 140 p. ISBN  
0-660-53539-4.

*Per Issue*

Canada: \$50.00  
United States: US\$51.50  
Other Countries: US\$51.50

**96-103 Newfoundland.** 121 p. ISBN  
0-660-53540-8.

*Per Issue*

Canada: \$44.00  
United States: US\$45.50  
Other Countries: US\$45.50

**96-104 Prince Edward Island.** 103 p.  
ISBN 0-660-53541-6.

*Per Issue*

Canada: \$44.00  
United States: US\$45.50  
Other Countries: US\$45.50

**96-105 Nova Scotia.** 169 p.  
ISBN 0-660-53542-4.

*Per Issue*

Canada: \$50.00  
United States: US\$51.50  
Other Countries: US\$51.50

**96-106 New Brunswick.** 176 p.  
ISBN 0-660-53543-2.

*Per Issue*

Canada: \$50.00  
United States: US\$51.50  
Other Countries: US\$51.50

**96-107 Québec.** 512 p.  
ISBN 0-660-53544-0.

*Per Issue*

Canada: \$66.00  
United States: US\$76.00  
Other Countries: US\$76.00

**96-108 Ontario.** 347 p.  
ISBN 0-660-53545-9.

*Per Issue*

Canada: \$61.00  
United States: US\$71.00  
Other Countries: US\$71.00

**96-109 Manitoba.** 226 p.  
ISBN 0-660-53546-7.

*Per Issue*

Canada: \$55.00  
United States: US\$56.50  
Other Countries: US\$56.50

## 1986 CENSUS

**96-110 Saskatchewan.** 240 p.  
ISBN 0-660-53547-5.

	<i>Per Issue</i>
Canada:	\$55.00
United States:	US\$65.00
Other Countries:	US\$65.00

**96-111 Alberta.** 222 p.  
ISBN 0-660-53548-3.

	<i>Per Issue</i>
Canada:	\$55.00
United States:	US\$56.50
Other Countries:	US\$56.50

**96-112 British Columbia.** 225 p.  
ISBN 0-660-53549-1.

	<i>Per Issue</i>
Canada:	\$50.00
United States:	US\$60.00
Other Countries:	US\$60.00

**96-113**

**A profile of Canadian agriculture.** 190 p. 28 cm. 1989. Bilingual.  
ISBN 0-660-53550-5.  
DDC 630/.971.

Boasting 50 maps and 28 charts, enhanced by highlights, this comprehensive publication covers a wide variety of topics including farm finance, land use, farm technology and management practices. The publication also provides past census information, spanning four decades, to give both an historic and a contemporary overview of the structure of agriculture in Canada.

	<i>Per Issue</i>
Canada:	\$50.00
United States:	US\$51.00
Other Countries:	US\$51.00

**96-114**

**Socio-economic characteristics of the farm population** / by M. Beyrouli, M. Dion and S. Welsh. 54 p. 28 cm. 1989. Bilingual.  
ISBN 0-660-53552-1.  
DDC 630/.971

This publication focuses on the socio-economic characteristics of the farm population and describes the characteristics of male and female farm operators, farm wives and families, as well as the environment of the farm population - farms and farm dwellings.

	<i>Per Issue</i>
Canada:	\$33.00
United States:	US\$43.00
Other Countries:	US\$43.00

## ANALYTICAL PRODUCTS

### METROPOLITAN ATLAS SERIES

**98-101 to 98-112**

**Metropolitan atlas series.** 12 v. 44 cm. 1989. Bilingual.  
DDC 307.7/64/09710223.

This series presents maps, graphs and text detailing 1986 Census results for 12 of Canada's 25 census metropolitan areas (CMAs). Each CMA is featured in a separate publication and includes 35 maps that combine to explore demography, housing, employment and income, and family and social themes. In order to assist readers, and make this series appealing to a wide range of audiences, an introductory text precedes each theme and the text itself is written in non-technical language.

**98-101 St. John's.**  
ISBN 0-660-54000-2.

	<i>Per Issue</i>
Canada:	\$24.00
United States:	US\$25.00
Other Countries:	US\$25.00

**98-102 Halifax.**  
ISBN 0-660-54001-0.

	<i>Per Issue</i>
Canada:	\$24.00
United States:	US\$25.00
Other Countries:	US\$25.00

**98-103 Québec.**  
ISBN 0-660-54002-9.

	<i>Per Issue</i>
Canada:	\$24.00
United States:	US\$25.00
Other Countries:	US\$25.00

**98-104 Montréal.**  
ISBN 0-660-54003-7.

	<i>Per Issue</i>
Canada:	\$30.00
United States:	US\$31.00
Other Countries:	US\$31.00

**98-105 Ottawa-Hull.**  
ISBN 0-660-54004-5.

	<i>Per Issue</i>
Canada:	\$24.00
United States:	US\$25.00
Other Countries:	US\$25.00

**98-106 Toronto.**  
ISBN 0-660-54005-3.

	<i>Per Issue</i>
Canada:	\$30.00
United States:	US\$31.00
Other Countries:	US\$31.00

**98-107 Hamilton.**  
ISBN 0-660-54006-1.

	<i>Per Issue</i>
Canada:	\$24.00
United States:	US\$25.00
Other Countries:	US\$25.00

**98-108 Winnipeg.**  
ISBN 0-660-54007-X.

	<i>Per Issue</i>
Canada:	\$24.00
United States:	US\$25.00
Other Countries:	US\$25.00

**98-109 Regina.**  
ISBN 0-660-54008-8.

	<i>Per Issue</i>
Canada:	\$24.00
United States:	US\$25.00
Other Countries:	US\$25.00

**98-110 Calgary.**  
ISBN 0-660-54009-6.

	<i>Per Issue</i>
Canada:	\$24.00
United States:	US\$25.00
Other Countries:	US\$25.00

**98-111 Edmonton.**  
ISBN 0-660-54010-X.

	<i>Per Issue</i>
Canada:	\$24.00
United States:	US\$25.00
Other Countries:	US\$25.00

**98-112 Vancouver.**  
ISBN 0-660-54011-8.

	<i>Per Issue</i>
Canada:	\$24.00
United States:	US\$25.00
Other Countries:	US\$25.00

## FOCUS ON CANADA SERIES

The *Focus on Canada Series* consists of 16 descriptive studies featuring data from the 1986 Census and where feasible from past censuses dating back as far as 1871. The studies themselves provide overviews on a wide variety of census subjects from demography to socio-cultural and economic characteristics. The series is written in non-technical language supported by simple tables and charts which make it accessible to a broad audience.

**98-120**

**Canada's population from ocean to ocean** / by Rick Mitchell. 31 p. 26 cm. 1989. Bilingual.  
ISBN 0-660-54012-6.

Incorrect ISBN (0-660-54012-) printed in the publication.

DDC 304.6/0971.

This publication presents data on where



## 1986 CENSUS

Canadians live and patterns of population change for Canada, the provinces, the territories and other standard geographic areas. Data are derived from past censuses beginning in 1871 up until the 1986 Census. The concentration of Canadian population near the U.S. border; changes in the urban and rural composition of Canada; and changes in the population of Canada's 25 census metropolitan areas are just some of the subject matter that make this release a valuable reference source.

	<i>Per Issue</i>
<i>Canada:</i>	\$10.00
<i>United States:</i>	US\$11.00
<i>Other Countries:</i>	US\$11.00

## 98-121

**Canada's seniors** / by Leroy Stone and Hubert Frenken. 55 p. 26 cm. 1988. Bilingual.

ISBN 0-660-54013-4.

DDC 305.2/6/0971.

This study features 1986 Census data as well as data from earlier censuses to provide a historical perspective of Canada's elderly population. Data on average annual growth rates and the composition of the population 65 years and over for Canada, the provinces and the territories are explored in relation to marital status, age groups and sex. In addition, comparisons between the size of Canada's aging population and that of other countries are also reviewed. Taken together, the data presented in this release will provide the reader with some useful information and perhaps lay the groundwork for some detailed analyses.

	<i>Per Issue</i>
<i>Canada:</i>	\$10.00
<i>United States:</i>	US\$11.00
<i>Other Countries:</i>	US\$11.00

## 98-122

**Canada's north, a profile** / by Allan M. Maslove and David C. Hawkes. 40 p. 26 cm. 1990. Bilingual.

ISBN 0-660-54014-2.

DDC 304.6/09719.

This descriptive report features 1986 Census data on the demographic, economic and social conditions of aboriginal and non-aboriginal populations living in the North. More specifically, these populations are presented in terms of linguistic diversity, level of education, labour and income characteristics, housing conditions and a number of other variables. In addition, this report includes comparisons between various populations of Canada's North, as well as between the populations of

Canada's northern and southern regions. For purposes of this publication, Canada's North includes the Yukon and Northwest Territories, Labrador and Northern Quebec around Ungava Bay and Hudson Bay. Some data from the 1981 Census are also presented in this release.

	<i>Per Issue</i>
<i>Canada:</i>	\$10.00
<i>United States:</i>	US\$11.00
<i>Other Countries:</i>	US\$11.00

## 98-123

**The inner city in transition** / by Bali Ram, Mary Jane Norris and Karl J. Skof. 40 p. 26 cm. 1989. Bilingual.

ISBN 0-660-54015-0.

DDC 307.76/0971.

This study presents Census data from 1951 up until 1986 on inner cities located in 12 census metropolitan areas (CMAs) across Canada. Some of the topics explored include the extent of differences between inner cities and their outlying areas, similarities and differences between the inner cities themselves, and whether inner cities have undergone revitalization in recent years. These themes are examined in terms of age, sex, marital status, ethnic concentration and socio-economic characteristics and thus provide readers with an in-depth look at the fabric of the inner city.

	<i>Per Issue</i>
<i>Canada:</i>	\$10.00
<i>United States:</i>	US\$11.00
<i>Other Countries:</i>	US\$11.00

## 98-124

**Canada's youth** / by Lia Ross. 39 p. 26 cm. 1989 Bilingual.

ISBN 0-660-54016-9

DDC 305.2/35/0971.

This study presents a profile on "young Canadians" between the ages of 15 to 24, as defined by the 1986 Census. Data from both the 1981 and 1986 Censuses are often shown together in this study and focus on Canada's youth in terms of demographic structure, living arrangements, education, work activity and income. In addition, wherever possible, data are presented for two subgroups and for the entire youth population, for Canada, the provinces and the territories. The subgroups consist of "teens", aged 15 to 19 and "young adults", aged 20 to 24. They are categorized in this way in order to portray a more accurate picture of one of Canada's most valuable resources---our children.

	<i>Per Issue</i>
<i>Canada:</i>	\$10.00
<i>United States:</i>	US\$11.00
<i>Other Countries:</i>	US\$11.00

## 98-125

**Women in the labour force** / by M. Patricia Connelly and Martha MacDonald. 34 p. 26 cm. 1990. Bilingual.

ISBN 0-660-54017-7.

DDC 331.4/0971.

This publication provides a descriptive analysis of women's labour force participation for women who are employed, unemployed and for women who have never been in the labour force. Women are explored in terms of industry, occupation, age, average employment income, marital status, presence of children and education. A number of tables contained in this study also provide comparative analysis between women and men across many of the same variables. In this study, Census data from 1986, data from earlier censuses between 1971 and 1986, and data from related surveys are presented mainly for Canada with only a brief examination of regional variations.

	<i>Per Issue</i>
<i>Canada:</i>	\$10.00
<i>United States:</i>	US\$11.00
<i>Other Countries:</i>	US\$11.00

## 98-126

**A profile of the disabled.**

ISBN 0-660-54018-5. To be released.

	<i>Per Issue</i>
<i>Canada:</i>	\$10.00
<i>United States:</i>	US\$11.00
<i>Other Countries:</i>	US\$11.00

## 98-127

**Families in Canada** / by Thomas K. Burch. 45 p. 26 cm. 1990. Bilingual.

ISBN 0-660-54019-3.

DDC 306.85/0971.

This publication focuses on recent demographic trends and the effects these trends have had in creating a diversity of families in Canada. These subject matter are explored in terms of living arrangements, family and household structure, presence and age of children, and labour force participation. In addition, regional and cultural differences in marriage, divorce and cohabitation are also presented. The majority of data featured in this study are gathered from the 1981 and 1986 Censuses with some additional information drawn from the "1985 General Social Survey".

## 1986 CENSUS

	<i>Per Issue</i>
Canada:	\$10.00
United States:	US\$11.00
Other Countries:	US\$11.00

### 98-128

**Family income** / by A. Rashid. 45 p. 26 cm. 1989. Bilingual.  
ISBN 0-660-54020-7.  
DDC 306.8/5/0971.

This study presents data on changes in family income between 1980 and 1985 for Canada, the provinces and the territories. Some data from the 1971 Census are also included to broaden the historical perspective for readers. The text, tables and charts contained in this release examine data for both census families and non-family persons in relation to a number of factors. These include age, sex, family structure, living arrangements and number and combination of income earners. Incidence of low income, regional differences in family income, and percentage distribution of families by selected variables within income deciles are also featured in this study.

	<i>Per Issue</i>
Canada:	\$10.00
United States:	US\$11.00
Other Countries:	US\$11.00

### 98-129

**Employment income** / by Morley Gunderson. 29 p. 26 cm. 1989. Bilingual.  
ISBN 0-660-54021-5.  
DDC 331.2/971.

This study presents 1985 employment income for Canada as reported during the 1986 Census. Tabulations for the provinces and territories are briefly presented and only one table features comparisons of employment income for 1970, 1980 and 1985. All data are collected for persons 15 years of age and over and are presented in terms of age, sex, marital status, education, hours and weeks worked, and occupation. The gap between male and female employment earnings is also examined in this informative study.

	<i>Per Issue</i>
Canada:	\$10.00
United States:	US\$11.00
Other Countries:	US\$11.00

### 98-130

**Affordability of housing in Canada** / by Pierre Filion and Trudi E. Bunting. 39 p. 26 cm. 1990. Bilingual.  
ISBN 0-660-54022-3.  
DDC 338.4/33635/0971.

This study features 1986 Census data on how much Canadians spend on housing in relation to their income. In particular, problems of affordability and the causes of these problems are examined for both tenants and home-owners, for Canada, the provinces and selected census metropolitan areas. (Problems of affordability are defined as the allocation of 30% or more of a household's income to housing expenses.) The subject matter presented in this report are explored in terms of housing prices, average gross rent, dwelling type, tenure, age of household maintainer, household income and geographic location. In order to provide a more historic overview, two charts also feature 1976 to 1981 data on dwelling starts and mortgage rates for all of Canada.

	<i>Per Issue</i>
Canada:	\$10.00
United States:	US\$11.00
Other Countries:	US\$11.00

### 98-131

**Canada, a linguistic profile** / by Robert Bourbeau. 37 p. 26 cm. 1989. Bilingual.  
ISBN 0-660-54023-1.  
DDC 409/.71.

This study takes a close look at Canada's linguistic diversity by presenting statistical data from 1941, 1971, and from 1981 up until 1986, for Canada, the provinces, the territories, three major census metropolitan areas and/or other designated geographic areas. In order to best explore this theme, three principal variables have been employed. These include mother tongue or the first language learned in childhood; the language most often spoken at home; and the ability to speak Canada's two official languages, English and French. In turn, these variables have been used to measure the size and distribution of language groups across the country and to study the evolution of language minorities and bilingualism.

	<i>Per Issue</i>
Canada:	\$10.00
United States:	US\$11.00
Other Countries:	US\$11.00

### 98-132

**Ethnic diversity in Canada** / by Pamela M. White. 48 p. 26 cm. 1990. Bilingual.  
ISBN 0-660-54024-X.  
DDC 305/.8/00971.

This study reviews the changing ethnic profile of Canada's population based on data collected from the 1986 Census, as well as from selected earlier censuses dating back as far as 1901. These data were collected on a 100% basis and a 20%

sample basis for Canada, the provinces and the territories. Census data for Canada's immigrant and non-immigrant populations are presented in terms of a number of variables. These include age group, sex, period of immigration, mother tongue, place of birth and ethnic origin. The concepts of cultural mosaic and melting pot are also examined in this study in relation to Canada's ethnic profile.

	<i>Per Issue</i>
Canada:	\$10.00
United States:	US\$11.00
Other Countries:	US\$11.00

### 98-133

**Canada's farm population** / by Monique Beyrouti and Marcelle Dion. 31 p. 26 cm. 1990. Bilingual.  
ISBN 0-660-54025-8.  
DDC 305.5/55/0971.

Canada's farm population has declined steadily over the past 55 years from 3,223,422 persons in 1931 to 890,490 persons in 1986. This fact is just one of many featured in this release that not only presents a brief historical overview of changes in Canada's farm population but includes a detailed look at demographic, social and economic differences between farm and non-farm populations as reported during the 1986 Census. These populations are compared across a number of variables such as education, labour force participation, occupation, income and family size, and are presented for Canada, the provinces and the territories.

	<i>Per Issue</i>
Canada:	\$10.00
United States:	US\$11.00
Other Countries:	US\$11.00

### 98-134

**Educational attainment of Canadians** / by G.A. Mori and B. Burke. 50 p. 26 cm. 1989. Bilingual.  
ISBN 0-660-54026-6.  
DDC 370/.971.

This 1986 study explores how much education Canadians have currently attained and how these levels have changed over the past 25 years. Census data from 1961 to 1986 are reported for Canada, the provinces and the territories, and focus on a number of facets of education. These include regional variations in schooling, immigrant and non-immigrant educational attainment, gender differences across selected major fields of study, and how higher levels of education as well as chosen field of study are economic indicators



of how a person performs in the labour market and how much income that person can earn. Some data presented in this release are also considered in relation to age and sex.

	<i>Per Issue</i>
Canada:	\$10.00
United States:	US\$11.00
Other Countries:	US\$11.00

## 98-135

**Trends in occupation and industry** / by Irving Silver. 37 p. 26 cm. 1989. Bilingual. ISBN 0-660-54027-4. DDC 331.7/00971.

This study presents readers with 1986 Census data on current patterns of employment by industry and occupation, as well as by age and sex. In addition, data from the 1971 and 1981 Censuses are presented in order to review changes in those patterns and gain insight into how different variables influence particular trends. Data contained in this study are reported mainly for Canada, with statistics for three census metropolitan areas (CMAs) covered only to a limited extent.

	<i>Per Issue</i>
Canada:	\$10.00
United States:	US\$11.00
Other Countries:	US\$11.00

## GENERAL AND GEOGRAPHIC REFERENCE

*General and Geographic Reference* products are meant to increase the accessibility and usefulness of publications, custom products and other services.

## REFERENCE PRODUCTS (GENERAL)

These publications help data users to better understand census concepts, products and services.

## 99-101E

**Dictionary**. 216 p. 28 cm. 1987. E. and F. ISBN 0-660-12250-2. DDC 001.4/33.

The 1986 Census "Dictionary" is just one of several reference products developed to help users understand and correctly interpret statistics. More specifically, this publication features alphabetical listings and definitions of detailed census variables for

the four major universes: population, families, households and dwellings. Possible responses for each one of these variables are also listed. In addition, standard geographic areas are defined, availability of data from earlier censuses stated, and notes on the historical comparability of certain data or concepts, reviewed. Finally, an easy to use index adds to the appeal of this already valuable reference product.

	<i>Per Issue</i>
Canada:	\$35.00
United States:	US\$36.50
Other Countries:	US\$36.50

## 99-102E

**Products and services**. Preliminary ed. 136 p. 28 cm. 1987. E. and F. ISBN 0-660-12251-0. DDC 016.3171.

This preliminary edition of *Products and Services* focuses on products and services available from the 100% data base, and only provides an overview of anticipated products and services available from the 20% sample data base. The publication itself is divided into four sections listed as publications, other data products, geographic products and geocartographic products. Within these sections, users will find details on the products or services offered. In addition, ordering information, a detailed index and three appendices that include samples of a "profile" as well as various maps are also included in this release.

	<i>Per Issue</i>
Canada:	\$10.00
United States:	US\$11.00
Other Countries:	US\$11.00

## 99-103E

**Products and services**. Final ed. 136 p. 28 cm. 1988. E. and F. ISBN 0-660-12252-9. DDC 016.3171.

Unlike the preliminary edition, this publication is divided into two parts, the census products (which include machine-readable tables) and the census services. Each part is preceded by a table of contents and sub-divided into sections according to the products and services offered. This publication provides readers with useful information including a description of each product and service along with listings of table titles where applicable; a list of publications showing catalogue numbers, prices and planned release dates; three appendices, an index and order forms; and a list of names and addresses available for obtaining further information.

# 1986 CENSUS

	<i>Per Issue</i>
Canada:	\$15.00
United States:	US\$16.50
Other Countries:	US\$16.50

## 99-104E

**Census handbook**. 150 p. 28 cm. 1988. E. and F. ISBN 0-660-12670-2. DDC 001.4/33

The handbook is a useful source of information for both new and experienced data users. This publication presents an overview of the Census of Canada with emphasis on particular aspects. These include a brief history of census taking; a question by question outline of the 1986 Census; an explanation of how variables derived from census answers and questions have limitless potential use; an introduction to the geography of the census; and a look at the method of collection of census data as well as the quality of that data. Differences in products and services available in the 1986 Census compared with earlier censuses are also reviewed in this release.

	<i>Per Issue</i>
Canada:	\$18.00
United States:	US\$20.00
Other Countries:	US\$20.00

## 99-105E

**Census metropolitan areas and census agglomerations : a 1986 and 1981 comparison**. 89 p. 28 cm. 1987. E. and F. ISBN 0-660-12508-0. DDC 307.2/0971.

This reference publication provides readers with a means of comparing 1981 and 1986 data for census metropolitan areas (CMAs) and census agglomerations (CAs). Altogether, four tables make-up this release, with regular CMAs and CAs presented in Tables 1A and 2A, respectively, and consolidated CMAs and CAs presented in Tables 1B and 2B, respectively. Consolidated CMAs and CAs are broken-down further into their constituent primary census metropolitan areas (PCMAS) and primary census agglomerations (PCAs), and the component census subdivisions of each are listed. Census subdivisions are also listed for CMAs and CAs in all four tables, according to 1981 and 1986 delineations. Finally, the six appendices found at the end of the release will give readers the opportunity to gain quick access to some useful resource material on the subject matter.

## 1986 CENSUS

	<i>Per Issue</i>
<i>Canada:</i>	\$18.00
<i>United States:</i>	US\$20.00
<i>Other Countries:</i>	US\$20.00

### 99-106E

**1986 census geography : a historical comparison.** 51 p. 28 cm. 1988. E. and F.

ISBN 0-660-12730-X.

DDC 917.1/09173.

This reference publication combines 10 tables, three figures and concise text to assist the user in understanding standard and non-standard geographic terms. In addition to giving detailed definitions of terms, comparisons are drawn between geographic terms associated with the 1986 Census and those applied during earlier censuses beginning in 1961; the greatest emphasis is placed on the comparability of terms applied in 1981. This approach aims to ensure that comparisons of data over time are accurate.

	<i>Per Issue</i>
<i>Canada:</i>	\$20.00
<i>United States:</i>	US\$21.00
<i>Other Countries:</i>	US\$21.00

### USER'S GUIDES TO 1986 CENSUS DATA

This series of guides provides additional information to that in other census publications. They describe the collection, processing and validation of 1986 Census data and will help users better understand its nature and limitations.

The series comprises 14 guides, 6 of which are now available and are described below. **Note:** See also 99-130, 99-135.

Seven uncatalogued guides and one catalogued guide will be published before April 1991. They are:

**Age, sex, marital status**

**Mobility**

**Income**

**Major field of study - data processing and validation**

**Housing and households**

**Ethnic origin**

**Place of birth**

**Data quality : sampling (99-136).**

### 99-109E

**User's guide to 1986 census data on occupation** / Patricia Grainger, Sandra Swain, Sheila Young. 97 p. 28 cm. 1990. E. and F.

ISBN 0-660-13341-5.

DDC 331.7/00971.

The purpose of this document is to provide users of the 1986 Census occupation data with some background information on the collection, coding and production of occupation data and to alert users to the potential problems or intricacies of the data. After a brief overview of the processing cycle, an analysis of the data by major group is presented. This analysis compares the 1986 Census occupation data with that produced in 1981 and, where applicable, with other sources of data, to verify trends and identify inconsistencies.

	<i>Per Issue</i>
<i>Canada:</i>	\$23.00
<i>United States:</i>	US\$24.00
<i>Other Countries:</i>	US\$24.00

### 99-110E

**User's guide to 1986 Census data on industry** / Art Gardner. 124 p. 28 cm. 1990. E. and F.

ISBN 0-660-13342-3.

DDC 338.0971.

The purpose of this document is to provide users of the 1986 Census industry data with some background information on the quality of responses, coding and processing of the industry variables. Much of the emphasis of the report will be on potential inconsistencies between census data and other data.

	<i>Per Issue</i>
<i>Canada:</i>	\$23.00
<i>United States:</i>	US\$24.00
<i>Other Countries:</i>	US\$24.00

### 99-111E

**User's guide to 1986 Census data on labour force activity** / Nancy McLaughlin. 85 p. 28 cm. 1990. E. and F.

ISBN 0-660-13343-1.

DDC 331.11/0971.

The purpose of this document is to provide information on the most significant aspects of labour force activity data. It contains information concerning the questions asked, the definitions used, and the processing done to arrive at the final data. In addition, it contains a discussion of historical comparability of the 1986 Census labour force activity data to data from previous censuses. A section on data quality presents an analysis of census data from the perspective of comparability to Labour Force Survey data. In order to service the needs of the technical user, guidelines on data retrieval have also been included.

	<i>Per Issue</i>
<i>Canada:</i>	\$23.00
<i>United States:</i>	US\$24.00
<i>Other Countries:</i>	US\$24.00

### 99-113E

**User's guide to 1986 census data on families** / Walton O. Boxhill, Brian Hamm. 63 p. 28 cm. 1989. E. and F.

ISBN 0-660-13345-8.

DDC 306.8/5/0971.

This publication provides users with detailed information as well as guidelines to enhance their understanding of 1986 Census data on families. Discussions in this release focus on the collection of data during the 1981 and 1986 Census as well as some data previously unpublished in regular census products. In addition, concepts pertaining to the identification of families as well as terms used to describe families such as common-law partnerships, census and economic families, and aboriginal and immigrant families are also explored. Taken together, these aspects and a review of some of the questions presented in the Census of Canada provide users with a closer look at the way this type of information is collected and processed, and hence the quality of the data itself.

	<i>Per Issue</i>
<i>Canada:</i>	\$23.00
<i>United States:</i>	US\$24.00
<i>Other Countries:</i>	US\$24.00

### GEOGRAPHIC REFERENCE PRODUCTS

*Geographic Reference Products* are made up of 13 publications developed to assist the reader in using and interpreting census data. They are intended to be reference tools rather than data sources and include maps, enumeration area reference lists and equivalent enumeration areas for 1986 and 1981.

### 99-115

**Maps, census divisions and subdivisions.** 27 p. 30 cm. 1987. Bilingual.

ISBN 0-660-53526-2.

DDC 912.13046/0971.

This publication features reference maps with the names, codes and boundaries of all census divisions (CDs) and census subdivisions (CSDs) in effect on January 1, 1986 in each province and territory in Canada. Names and codes of census metropolitan areas and census agglomerations (for each province and territory) are also shown. An index listing all maps, as well as a map naming CDs for all of Canada for the 1986 Census, are also included.

	<i>Per Issue</i>
<i>Canada:</i>	\$35.00
<i>United States:</i>	US\$55.00
<i>Other Countries:</i>	US\$55.00



## 1986 CENSUS

99-116

**Maps, census metropolitan areas and census agglomerations.** 298 p. 30 cm. 1987. Bilingual.

ISBN 0-660-53527-0.

DDC 912/.13046/0971.

This reference publication consists of two series of maps showing the limits and names of all census metropolitan areas (CMAs) as well as all census agglomerations (CAs) for which 1986 Census data were reported. Component census subdivisions (CSDs), and CMA/CA parts which include the urbanized census subdivisions core, the urbanized fringe and the rural fringe, are also shown. In addition, where applicable primary census metropolitan areas (PCMAS) and primary census agglomerations (PCAs) are identified. Finally, basic background information such as major rivers, roads, railroads and bridges etc. are shown to help users see the composition and extent of each CMA and CA.

	<i>Per Issue</i>
<i>Canada:</i>	\$35.00
<i>United States:</i>	US\$55.00
<i>Other Countries:</i>	US\$55.00

#### ENUMERATION AREA REFERENCE LISTS

This series consists of 10 geographic reference lists for the 1986 Census of Canada. Each publication identifies the linkage between the basic and usually smallest geographic unit of census collection called the enumeration area, and various other standard geographic areas for which 1986 Census data have been tabulated. In order to ensure accurate comparisons of data over time, users should recall that census geographic areas are subject to change from one census to the next; this applies to both enumeration areas and most standard geographic areas.

99-117 to 99-120

**Census divisions and subdivisions.** 4 v. 28 cm. 1987. Bilingual.  
DDC 304.6/0971.

The four publications listed below contain a table and four indexes for each of the ten provinces and two territories presented. The table allows the user to identify the enumeration areas in each census subdivision (CSD), with the CSDs presented in alphabetical order within each census consolidated subdivision (CCS). CCSs are presented in code order within each census division (CD) and the CDs are presented in alphabetical order within each province. In addition, the four indexes list

CDs, CCSs, CSDs and urban areas to assist users in locating a specific geographic area within a table.

**99-117 Atlantic provinces.** 86 p.  
ISBN 0-660-53528-9.

	<i>Per Issue</i>
<i>Canada:</i>	\$22.00
<i>United States:</i>	US\$23.00
<i>Other Countries:</i>	US\$23.00

**99-118 Quebec.** 149 p.  
ISBN 0-660-53529-7.

	<i>Per Issue</i>
<i>Canada:</i>	\$25.00
<i>United States:</i>	US\$26.00
<i>Other Countries:</i>	US\$26.00

**99-119 Ontario.** 92 p.  
ISBN 0-660-53530-0.

	<i>Per Issue</i>
<i>Canada:</i>	\$22.00
<i>United States:</i>	US\$23.00
<i>Other Countries:</i>	US\$23.00

**99-120 Western provinces and the Territories.**  
176 p. ISBN 0-660-53531-9.

	<i>Per Issue</i>
<i>Canada:</i>	\$27.00
<i>United States:</i>	US\$28.50
<i>Other Countries:</i>	US\$28.50

99-121

**Census tracts.** 206 p. 28 cm. 1987. Bilingual.  
ISBN 0-660-53532-7.  
DDC 304.6/0971.

This publication is made-up of one table that features census tracts listed in numerical order, located within 25 census metropolitan areas (CMAs) and 12 census agglomerations (CAs) in Canada. The CMAs and CAs are listed in alphabetical order and all enumeration areas, primary census metropolitan areas (PCMAS), primary census agglomerations (PCAs), census subdivisions (CSDs) and CMA/CA parts for each census tract are easily identified. In addition, the two indexes to the table enable users to locate all census tracts found within CSD, PCMA and PCA areas of tracted census metropolitan areas and census agglomerations.

	<i>Per Issue</i>
<i>Canada:</i>	\$32.00
<i>United States:</i>	US\$33.50
<i>Other Countries:</i>	US\$33.50

99-122 to 99-125

**Provincial census tracts.** 4 v. 28 cm. 1987. Bilingual.  
DDC 304.6/0971.

The single table found in each of these four publications presents all provincial

census tracts in numerical order within each province and territory and identifies the census enumeration area(s) within each tract itself. Each table also features the census divisions and census subdivisions in which each provincial census tract is located. Finally, an index to the table is found in each release and gives users interested in specific census subdivisions the opportunity to identify and locate the corresponding provincial census tract in the table.

**99-122 Atlantic provinces.** 92 p.  
ISBN 0-660-53533-5.

	<i>Per Issue</i>
<i>Canada:</i>	\$23.00
<i>United States:</i>	US\$24.00
<i>Other Countries:</i>	US\$24.00

**99-123 Quebec.** 123 p.  
ISBN 0-660-53534-3.

	<i>Per Issue</i>
<i>Canada:</i>	\$26.00
<i>United States:</i>	US\$27.00
<i>Other Countries:</i>	US\$27.00

**99-124 Ontario.** 91 p.  
ISBN 0-660-53535-1.

	<i>Per Issue</i>
<i>Canada:</i>	\$24.00
<i>United States:</i>	US\$25.00
<i>Other Countries:</i>	US\$25.00

**99-125 Western provinces and the Territories.** 167 p.  
ISBN 0-660-53536-X.

	<i>Per Issue</i>
<i>Canada:</i>	\$31.00
<i>United States:</i>	US\$32.50
<i>Other Countries:</i>	US\$32.50

99-126

**Census metropolitan areas and census agglomerations.** 148 p. 28 cm. 1987. Bilingual.  
ISBN 0-660-53537-8.  
DDC 304.6/0971.

The two tables that make-up this publication present the 25 census metropolitan areas (CMAs) and 114 census agglomerations (CAs) delineated for Canada, and identify all the enumeration areas within them. Both tables list all CMAs and CAs alphabetically, with Table 1 identifying all component census subdivisions (CSDs), and Table 2 identifying all provincial census tracts or parts of provincial census tracts within each census agglomeration. Two indexes to this publication also prove useful by helping readers to easily identify and locate specific primary census metropolitan areas, primary census agglomerations and component census subdivisions within the tables.

## 1986 CENSUS

	<i>Per Issue</i>
Canada:	\$26.00
United States:	US\$27.00
Other Countries:	US\$27.00

### 99-127

**Equivalent enumeration areas, 1986 and 1981.** 403 p. 28 cm. 1988. Bilingual.  
ISBN 0-660-53538-6.  
DDC 304.6/0971.

This reference publication contains five tables for each province and territory, that list the geographically equivalent enumeration areas (EAs) of the 1981 and 1986 Censuses. The first two tables identify those enumeration areas for which there is one to one correspondence between 1981 and 1986. The third table lists all geographically equivalent groups of EAs in each province and territory for the same census years, and finally the remaining two tables serve as indexes to Table 3. By accessing this publication users may find comparisons between 1981 and 1986 Census data, at the EA level, a simplified task.

	<i>Per Issue</i>
Canada:	\$50.00
United States:	US\$60.00
Other Countries:	US\$60.00

### USER'S GUIDES TO 1986 CENSUS DATA

**Note:** See also 99-109, 99-111, 99-113 and general note.

### 99-130E

**User's guide to 1986 census data on major field of study** / George Mon. 140 p. 28 cm. 1989. E. and F.  
ISBN 0-660-13567-1.  
DDC 378.1/99/0971.

The main purpose of this user guide is to provide the user with some background information that will aid in the effective utilization, application and interpretation of the major field of study (MFS) data.

	<i>Per Issue</i>
Canada:	\$30.00
United States:	US\$32.00
Other Countries:	US\$32.00

### 99-135E

**User's guide to the quality of 1986 census data : coverage** / Jean-René Boudreau, Marie-France Germain. 78 p. 28 cm. 1990. E. and F.  
ISBN 0-660-13352-0.  
DDC 304.6/0971.

In a massive undertaking such as the census, the results are never perfect. Although considerable effort has been made to maintain high standards of quality, errors inevitably occur at various stages of the collection and processing operations. This publication presents the nature and scope of any errors that the census data may contain, as well as the risks involved in basing conclusions or decisions on these data. The publication explains the different type of coverage errors and where in the census process they can occur. It also describes the various studies conducted to investigate the incidence of coverage errors in the census. The results of the various studies are also presented.

	<i>Per Issue</i>
Canada:	\$23.00
United States:	US\$24.00
Other Countries:	US\$24.00

### 99-136E

**Users' guide to 1986 census data on data quality : sampling.**  
ISBN 0-660-13353-9. **To be released.**

	<i>Per Issue</i>
Canada:	\$23.00
United States:	US\$24.00
Other Countries:	US\$24.00

### 99-137E

**General review of the 1986 census.** 233 p. 28 cm. 1990. E. and F.  
ISBN 0-660-13331-8.  
DDC 354.710081/9.

This reference publication provides insight into the wide range of activities involved in undertaking the 1986 Census of Canada. More specifically, it focuses on the planning, procedures and systems required to carry out and complete the Census. Particular attention is given to changes and improvements in the 1986 Census (relative to the 1981 Census) and to special issues that were addressed. This publication complements two other general reference publications on the 1986 Census: the *Census Dictionary* (Cat. no. 99-101E) and the *Census Handbook* (Cat. no. 99-104E). It is hoped that all three references will help users to better understand and correctly interpret 1986 Census data.

	<i>Per Issue</i>
Canada:	\$23.00
United States:	US\$24.00
Other Countries:	US\$24.00



## HOW TO ORDER PUBLICATIONS

### How to Subscribe to a Periodical Publication

You can subscribe to any Statistics Canada publication that is issued regularly. Within this publications list these are identified as daily, weekly, monthly, quarterly, semi-annual or annual.

As a subscriber, you will receive new issues of the publications you have ordered as they are released. And throughout the year, you will receive announcements of new products allowing you to update your library of statistical information.

To subscribe to any Statistics Canada publication, remember to list the annual subscription price and write an "S" in the issue column of the order form provided.

### How to Order Single Issues

You may wish to order a single copy of a publication before subscribing for an entire year. To order a single copy of any publication or series, remember to list the single issue price when ordering. You will receive a copy of the most recent issue.

Many publications listed in this catalogue are issued only occasionally. When ordering these titles, simply list the applicable Canadian, U.S. or foreign price. Again, you will receive a copy of the most recent issue.

You may order any Statistics Canada publication using the enclosed order forms.

### Order by Mail

Order your Statistics Canada publications by mail from...

Publication Sales  
Room 1710  
Main Building  
Statistics Canada  
Ottawa, Ontario  
Canada  
K1A 0T6

... or from one of our Regional Reference Centres listed on page 90. For your convenience, bookstores and subscription agents are also listed on page 92.

### Order by Phone or FAX

To order by phone, call Publication Sales at 1-613-951-7277 or, in Canada, use the national toll-free number 1-800-267-6677. You may also facsimile your order using the enclosed coupon by dialing 1-613-951-1584.

It is not necessary to send a confirmation copy of orders sent by FAX.

Help us to serve you better and more quickly by using the telephone or facsimile with your VISA or MasterCard.

### Purchase in Person

You can purchase publications at any Statistics Canada Regional Reference Centre, at many local bookstores, and from authorized agents' outlets. See listings on pages 90 to 92.

### Order Electronically

CAN/OLE users may submit their purchase or interlibrary loan orders for Statistics Canada publications electronically, using CAN/DOC. This system allows users to identify publications of their choice on STATCAN and then purchase the items by completing an online order form. Various methods of payment are indicated on the order form. Statistics Canada items not identified on STATCAN may also be requested.

### Payment

All publication orders are payable to the Receiver General for Canada/Publications. Payment may be made by cheque or money order. Clients may also charge orders to their MasterCard or VISA accounts. Canadian clients pay in Canadian funds. Clients from United States and other countries pay in US\$ drawn on a US bank.

### Prices

Prices listed in the **Statistics Canada Publications List 1990** are subject to change without notice. To check current publication prices, call 1-613-951-7277 or call any Statistics Canada Regional Reference Centre. They will gladly provide information or ordering assistance. Alternatively, you may call 1-800-267-6677 for ordering assistance.

### Goods and Services Tax - Canadian Customers

After January 1, 1991, Canadian customers must include the 7% Goods and Services Tax in the amount payable. A space has been provided on the order forms.

### Discounts

Please refer to page 88 and 89 for information on Statistics Canada discounts and money-saving packages.

## DISCOUNTS ON STATISTICS CANADA PUBLICATIONS

Please note that discounts are applied to the price of the publication and not to the total amount which might include special shipping and handling charges and the G.S.T.

### a) Educational Institutions and Libraries

Schools, school boards, colleges, universities and public libraries receive a 30% discount on all publications. If you're not sure whether your organization qualifies for a discount, call 1-613-951-7277 or your local Regional Reference Centre.

### b) Bookstores

Regular bookstores receive a 40% discount on non-subscription orders and a 30% discount on subscription orders.

### c) Authorized Agents

Booksellers and distributors who are Authorized Agents (by Supply and Services Canada) receive a 46% discount on non-subscription orders and a 30% discount on subscription orders.

### d) Volume Discounts

Volume discounts are offered on multiple copies of the same publication that are shipped to one address. The schedule of volume discounts follows.

10-25 copies – 20%

26-50 copies – 30%

51-100 copies – 40%

100 or more copies – call our Publication Sales personnel at 1-613-951-8926 to determine the discount that will apply to your order.

### e) Back Issue Discounts

A Statistics Canada periodical is designated a back issue when it has been replaced by a more recent issue. Clients are entitled to a 70% discount and Bookstores an 82% discount off the cover price of all back issues.

Periodicals, selected occasionals, and 1981 Census publications are all included in the back issues program. **The Daily, Infomat, Survey Methodology** and the four most recent editions of **Canadian Social Trends, Perspectives on Labour and Income** and **Health Reports** are excluded from the program.

Statistics Canada fills orders for back issues as inventory permits. The minimum order, which must be prepaid, is \$20.00. Please contact our Publication Sales personnel at 1-613-951-7277 to confirm price and availability.

### f) Canadian Social Trends (11-008E) Discounts

**Student** – Students can subscribe to **Canadian Social Trends** at 30% off the regular subscription price of \$34.00 in Canada, US\$40.00 in the United States and US\$48.00 in other countries.

**Multiple Subscription** – Clients can receive five subscriptions to **Canadian Social Trends** for the price of three, provided all subscriptions have the same mailing address. This applies to any multiple of the 5 for 3 formula.



## PUBLICATION DISCOUNT PACKAGES AND SPECIAL OFFERS

Many publications included in this list are offered with related publications at a discount package price. To save you time when ordering, you need only list the package number (listed in brackets after the title) instead of each catalogue number in the package.

### 1. Full Publication Service (10-111)

This service automatically provides subscribers with copies of all non-census publications as they are released. The package price is \$17,500.00 in Canada, US\$21,000.00 in the United States and US\$24,500.00 elsewhere.

### 2. The Labour Force (10-232)

A 20% discount is available to clients who purchase both the **Labour Force** (71-001) and **Labour Force Information** (71-001P). The package price is \$194.00 in Canada, US\$233.00 in the United States and US\$271.00 elsewhere.

### 3. 1986 Census of Population: "Focus on Canada" Series (10-517)

These analytical reports are based on Census Series B data and include descriptions of major social trends and characteristics such as the growth of the seniors' population. A 20% discount is given when the 16 book set is purchased. The package price is \$128.00 in Canada and US\$141.00 elsewhere. The package includes catalogue numbers 98-120 through 98-135.

### 4. 1986 Census of Population: Metropolitan Atlas Series (10-520)

This series of 12 publications covers Canada's major census metropolitan areas and combines thematic maps, graphs and text to present the 1986 Census in an easy-to-understand format. Key demographic, housing, social and economic themes are portrayed. A 20% discount is given when the 12 book set is purchased. The package price is \$240.00 in Canada and US\$250.00 elsewhere. The package includes catalogue numbers 98-101 through 98-112.

### 5. Standard Geographical Classification (10-251)

A 20% discount is available to clients who purchase all three volumes. The package price is \$140.00 in Canada and US\$160.00 elsewhere. The package includes catalogue numbers 12-571 through 12-573.

### 6. Public Libraries (10-001)

A 20% discount is available to clients who purchase both **Public Libraries in Canada: A Three Year Digest, 1982-84** and **Public Libraries in Canada 1985-86**. The package price is \$50.00 in Canada and US\$52.00 elsewhere. The package includes catalogue numbers 87-205 and 87-205S.

### 7. Health and Activity Limitation Survey (10-601)

Clients receive a 20% discount when they purchase the 12 sub-provincial data publications from this survey. The package price is \$256.00 in Canada and US\$306.00 elsewhere. The package includes catalogue numbers 82-603 through 82-614.

### 8. Provincial Economic Accounts (10-213)

Clients receive a 20% discount when they purchase **Provincial Economic Accounts Annual Estimates** and **Provincial Economic Accounts Preliminary Data**. The package price is \$53.00 in Canada and US\$63.00 elsewhere. The package includes catalogue numbers 13-213 and 13-213P.

### 9. Transport (10-233)

A 20% discount is available to clients who purchase **Rail in Canada** (52-216), **Trucking in Canada** (53-222) and **Shipping in Canada** (54-205) publications. The package price is \$105.00 in Canada, US\$126.00 in the United States and US\$146.00 elsewhere.

### 10. Unemployment Insurance Statistics (73-001)

A special offer is available to clients who subscribe to **Unemployment Insurance Statistics** (73-001). These subscribers receive **Unemployment Insurance Statistics, Annual Supplement** (73-202S) at no additional charge.

### 11. Canadian Economic Observer (10-230)

A special offer is available to clients who subscribe to **Canadian Economic Observer** (11-010). These subscribers receive **Canadian Economic Observer, Historical Statistical Supplement** (11-210) at no additional charge.

## STATISTICS CANADA REGIONAL REFERENCE CENTRES

Statistics Canada Regional Reference Centres are located across the country. Each centre has a collection of current publications and reference documents which can be consulted or purchased, along with microcomputer diskettes, microfiche, maps, and other products. Copying facilities for printed materials and microfiche are available.

Each centre provides a wide range of additional services, including presentations, workshops and lectures.

For more information, users can call or visit the Centre closest to them. Toll free numbers are provided.

### Newfoundland and Labrador

Statistics Canada  
Advisory Services  
Viking Building, 3rd Floor  
Crosbie Road  
ST. JOHN'S, Newfoundland  
A1B 3P2  
Local calls: 772-4073  
Toll free: 1-800-563-4255

### Maritime Provinces

Statistics Canada  
Advisory Services  
North American Life Centre  
3rd Floor  
1770 Market Street  
HALIFAX, Nova Scotia  
B3J 3M3  
Local calls: 426-5331  
Toll free: 1-800-565-7192

### Québec

Statistics Canada  
Advisory Services  
Guy Favreau Complex  
Suite 408 East Tower  
200 René Lévesque Boulevard West  
MONTREAL, Québec  
H2Z 1X4  
Local calls: 283-5725  
Toll free: 1-800-361-2831

### National Capital Region

Statistics Canada  
Advisory Services  
Statistical Reference Centre (NCR)  
R.H. Coats Building, Lobby  
Holland Avenue  
OTTAWA, Ontario  
K1A 0T6  
Local calls: 951-8116  
If outside the local calling area,  
please dial the toll free number  
for your province.

### Ontario

Statistics Canada  
Advisory Services  
Arthur Meighen Building  
10th Floor  
25 St. Clair Avenue East  
TORONTO, Ontario  
M4T 1M4  
Local calls: 973-6586  
Toll free: 1-800-263-1136

### Manitoba

Statistics Canada  
Advisory Services  
General Post Office Building  
6th Floor  
266 Graham Avenue  
WINNIPEG, Manitoba  
R3C 0K4  
Local calls: 983-4020  
Toll free: 1-800-542-3404

### Saskatchewan

Statistics Canada  
Advisory Services  
Avord Tower, 9th Floor  
2002 Victoria Avenue  
REGINA, Saskatchewan  
S4P 0R7  
Local calls: 780-5405  
Toll free: 1-800-667-7164



**Alberta and the Northwest Territories**

Statistics Canada  
 Advisory Services  
 Park Square, 8th Floor  
 10001 Bellamy Hill  
 EDMONTON, Alberta  
 T5J 3B6  
 Local calls: 495-3027  
 Toll free: 1-800-282-3907  
 Northwest Territories:  
 Call collect: 495-3028

**Southern Alberta**

Statistics Canada  
 Advisory Services  
 First Street Plaza, Room 401  
 138-4th Avenue South East  
 CALGARY, Alberta  
 T2G 4Z6  
 Local calls: 292-6717  
 Toll free: 1-800-472-9708

**British Columbia and the Yukon**

Statistics Canada  
 Advisory Services  
 Sinclair Centre, 3rd Floor  
 757 West Hastings Street  
 Suite 440F  
 VANCOUVER, British Columbia  
 V6C 3C9  
 Local calls: 666-3691  
 Toll free: 1-800-663-1551 (except Atlin, B.C.)  
 Yukon and Atlin, B.C.: Zenith 08913

## SUBSCRIPTION AGENTS AND BOOKSTORES

Statistics Canada publications may be ordered through your local bookstore or subscription agent. A short selection of outlets in Canada and other countries is listed for your convenience.

Pecado Inc.  
330, boul. Labelle  
Fabreville (Québec)  
H7P 2P1  
Tel.: (514) 628-3568  
Fax : (514) 963-0225  
Fax : (418) 647-1087 (Quebec City)

Les publications fédérales  
1185, rue Université  
Montréal (Québec)  
H3B 3A7  
Tel.: (514) 954-1633  
Fax : (514) 954-1635

Renouf Bookstore  
61 Sparks Street  
Ottawa, Ontario  
K1P 5A6  
Tel.: (613) 238-8985  
Fax : (613) 741-5439

Renouf Bookstore  
211 Young Street  
Toronto, Ontario  
M5B 1M4  
Tel.: (416) 363-3171

Canebsco Subscription Services Ltd.  
70 McGrisken Road  
Scarborough, Ontario  
M1S 4S5  
Tel.: (416) 297-8282  
Fax : (416) 297-4848  
Toll free : 1-800-387-5241

Federal Publications  
165 University Avenue  
Toronto, Ontario  
M5H 3B8  
Tel.: (416) 581-1552  
Fax : (416) 581-1743

Statistics Marketing  
P.O. Box 227, Station Q  
Toronto, Ontario  
M4T 2M1  
Tel.: (416) 766-8228  
Fax : (416) 760-8596

John Coutts Library Services Ltd.  
6900 Kingsmen Court, Box 1000  
Niagara Falls, Ontario  
L2E 7E7  
Tel.: (416) 356-6382  
Fax : (416) 364-9919

Serial Management Systems Canada  
P.O. Box 2382  
London, Ontario  
N6A 5A7  
Tel.: (519) 472-4860  
Fax : (519) 472-1072

FAXON Canada Ltd.  
3034 Palston Road  
Suite 308  
Mississauga, Ontario  
L4Y 2Z6  
Tel.: (416) 273-3780  
Fax: (416) 848-4852  
Toll free: 1-800-268-2945

Canadian Business Information  
P.O. Box 891  
Darien  
Connecticut 06820  
U.S.A.  
Tel.: (203) 656-2701  
Fax : (203) 655-8332

Blackwell North America  
1001 Fries Mill Road  
Blackwood  
New Jersey 08012  
U.S.A.  
Tel.: (609) 629-0700

Swets Subscription Service  
P.O. Box 830  
Lisse 2160 SZ  
HOLLAND



## ORDER FORM

## Statistics Canada Publications List 1990

## MAIL TO:

Publication Sales  
Statistics Canada  
Ottawa, Ontario, K1A 0T6

(Please print)

Company \_\_\_\_\_

Department \_\_\_\_\_

Attention

Address \_\_\_\_\_

City \_\_\_\_\_ Province \_\_\_\_\_

Postal Code \_\_\_\_\_ Tel. \_\_\_\_\_

**FAX TO: (613) 951-1584**

This fax will be treated  
as an original order.

#### METHOD OF PAYMENT

- ☐ Purchase Order Number (please enclose) \_\_\_\_\_
- ☐ Payment enclosed \$ \_\_\_\_\_
- ☐ Bill me later (max. \$500)

**Charge to my:**

☐ MasterCard

Account Number

Expiry Date

Signature \_\_\_\_\_

Client Reference Number

Catalogue Number	Title	Required Issue	Annual Subscription or Book Price			Qty	Total \$
			Canada \$	United States US\$	Other Coun- tries US\$		
Please note that discounts are applied to the price of the publication and not to the total amount which might include special shipping and handling charges and the G.S.T.			<b>Subtotal</b>		<b>GST 7 %*</b>	<b>GRAND TOTAL</b>	

\* Note: Canadian Customers, Goods and Services Tax effective January 1, 1991

Cheque or money order should be made payable to the Receiver General for Canada/Publications. Canadian clients pay in Canadian funds. Clients from the United States and other countries pay in US\$, drawn on a US bank.

**For faster service**



**1-800-267-6677**



**VISA and MasterCard**

PF  
03670  
1990-09



Statistics Canada Statistique Canada

Canada

# No other monthly report on the Canadian Economy has this much to offer



Can.  
The  
peo  
Can.

Statistics Canada Library  
Bibliothèque Statistique Canada



1010048502

for  
the

## Current economic conditions

Brief, "to the point" a current update summary of the economy's performance including trend analyses on employment, output, demand and the leading indicator.

## Feature articles

In-depth research on current business and economic issues: business cycles, employment trends, personal savings, business investment plans and corporate concentration.

## Statistical summary

Statistical tables, charts and graphs cover national accounts, output, demand, trade, labour and financial markets.

## Regional analysis

Provincial breakdowns of key economic indicators.

## International overview

Digest of economic performance of Canada's most important trading partners — Europe, Japan and the U.S.

## Economic and statistical events

Each month, CEO also publishes a chronology of current events that will affect the economy, and information notes about new products from Statistics Canada.

## Consult with an expert

The names and phone numbers of the most appropriate Statistics Canada contacts are provided with each data table in the statistical summary; not only can you read the data and the analysis, you can talk to the experts about it.

## The Canadian Economic Observer

(Catalogue no. 11-010) is \$220 annually in Canada, US\$260 in the United States and US\$310 in other countries.

To order, write Publication Sales, Statistics Canada, Ottawa, Ontario, K1A 0T6 or contact the nearest Statistics Canada Regional Reference Centre listed in this publication.

For faster service, fax your order to 1-613-951-1584. Or call toll free at 1-800-267-6677 and use your VISA or MasterCard.




# INTRODUCING

## Canada's essential employment and income information - now in one quarterly journal

If you're responsible for developing employment strategies, negotiating labour contracts, forecasting economic trends, or administering social programs, you'll find ***Perspectives on Labour and Income*** indispensable.

It will keep you up-to-date on the latest Canadian trends in employment... *unemployment insurance, pensions, and industry changes...* and income... *earning gaps between men and women, family income and spending habits, and more.* Every issue of this quarterly journal contains:

- **Feature Articles...** in-depth information on vital topics: the expansion of service industries; work absences; youth employment; low income families; regional wage disparities and other current issues.
- **Forum...** an arena for discussion among researchers and readers
- **Sources...** a compendium of new information sources, news and updates on current research
- **Key Labour and Income Facts...** lets you monitor the trends with over 60 indicators on a national and provincial level, including employment and unemployment figures; information on earnings and hours of work; labour and family income.



**Don't miss a single issue.  
Order your subscription today!**

### ***Perspectives on Labour and Income***

(Catalogue No. 75-001E) is \$53 annually (4 issues) in Canada, US\$64 in the United States and US\$74 in other countries.

To order, write: Publication Sales, Statistics Canada, Ottawa, Ontario, K1A 0T6, or contact your nearest Statistics Canada Regional Reference Centre, listed in this publication.

For faster service, using VISA or MasterCard, call toll-free,

**1-800-267-6677**

---

# Pick a Topic . . . Any Topic

Now a redesigned **Statistics Canada Catalogue** will simplify your search for the most up-to-date or historic facts. Over 170 pages of new indexing will provide easy access to thousands of Statistics Canada publications and other sources. An expanded and improved keyword index, cross referencing, increased subject detail and listings by geographical area point the way to your data needs.

At last, help for organizations, libraries and corporate researchers in finding key statistics like consumer price indexes, import/export figures, or population characteristics down to the village level.

Know the topic but not the "official title"? Go to the subject index where you'll find common topics and statistical titles cross-referenced. No matter how wide or narrow the topic—or how little you know about it—you'll appreciate how quickly the cross-referencing leads you to the right source.

From the most popular topics of the day like employment, income, trade and education to more detailed research studies like copies of french-language Canadian books sold in New Brunswick or hectares of durum wheat seeded around Saskatoon, you'll find it all!

And this expanded edition of the **Statistics Canada Catalogue** includes descriptions of the full range of our services:

- \* publications \* reports \* microfiche
- \* digital boundary files \* diskettes
- \* maps \* CANSIM \* microdata files

Many of our electronic product listings include the name and phone number of a contact within Statistics Canada allowing you a direct line to more detailed information.

As always, you'll find sections on how to get more help . . . on-line search techniques in libraries . . . discount and order information . . . the locations of our Reference Centres . . . and a new listing of major retail outlets where you may purchase Statistics Canada products.

---

For completeness and accuracy in your information search get the **Statistics Canada Catalogue** (cat. # 11-204E) for \$13.95 in Canada, US\$17.00 in the U.S. and US\$20.00 in other countries. To order your copy write to Publication Sales, Statistics Canada, Ottawa, Ontario, K1A 0T6. Please make your cheque or money order payable to the Receiver General for Canada/Publications. For faster service using VISA or MasterCard, call toll-free,

**1-800-267-6677**