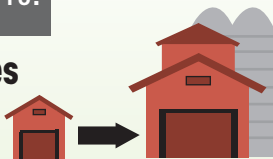


The Business of Agriculture




Farm sales in Canada totaled **\$69.4 billion** in 2015.

The size of farm operations and the sales they earned increased.



- The number of farms reporting sales of \$1 million or more increased by **8.2%** from 2011, to 14,741 farms in 2016.
- Nationally, **7.6%** of farm operations reported sales of \$1 million or more; these farms generated **60.3%** of total sales.
- There were 280,315 farm employees in Canada in 2015.

Average operating expenses per dollar of sales, by province



- Farms had an average of **\$0.83** in operating expenses for every dollar in sales.
- Crop farms earned **53.0%** of sales; livestock farms earned **47.0%** of sales.

Tractors in Canada, by size, number and value

Total number Share of total number of tractors (%) Value in billions

290,016



Small (less than 60 p.t.o. hp.)*

44.5% **\$2.1**


256,260



Medium (60 to 149 p.t.o. hp.)*

39.3% **\$7.1**

104,990



Large (more than 149 p.t.o. hp.)*

16.1% **\$9.4**

*P.T.O. is the measure of the power available from a tractor engine to drive the implements.

Value of farm capital in 2016

Value of agricultural land and buildings: **\$427.9 billion**

Value of farm machinery and equipment: **\$53.9 billion**

Value of livestock: **\$27.9 billion**



Source: Census of Agriculture, 2011 and 2016.

Catalogue number: 11-627-M
ISBN: 978-0-660-08358-2