



Statistics
Canada

Statistique
Canada

12M0005GPE

c. 1


General Social Survey

FAMILY AND FRIENDS - 1990


Public Use Microdata File Documentation

and

User's Guide



NOT FOR LOAN
NE S'EMPRUNTE PAS




Canada

THE 1990 GENERAL SOCIAL SURVEY - CYCLE 5

FAMILY AND FRIENDS

**Public Use Microdata File Documentation
and
User's Guide**

June 1991
(Revised: February, 1992)



Aussi disponible en français



The General Social Survey - Cycle 5

Public Use Microdata File Documentation And User's Guide

Table Of Contents

1. Introduction	5
2. Objectives of GSS.....	5
3. Population	6
4. Survey Design	7
5. Collection	12
6. Processing	13
7. Estimation	20
8. Release Guidelines and Data Reliability	31
9. Additional Information	37

Appendix A.	Approximate Variance Tables
Appendix B.	Survey Documents
Appendix C.	Topical Index to Variables
Appendix D.	Data Dictionary
Appendix E.	Record Layout

1. INTRODUCTION

This package was designed to enable interested users to access and manipulate the microdata file for the fifth cycle of the General Social Survey, conducted January to March 1990. It contains information on the objectives, methodology and estimation procedures as well as guidelines for releasing estimates based on the survey.

This document gives a description on how to correctly use the microdata files. Appendix D contains the data dictionary for the microdata file, the major part of this documentation package. The survey questionnaires are contained in Appendix B, and the variance tables are in Appendix A.

Excluding the appendices, this package is available in machine readable form.

2. OBJECTIVES

For some time, Statistics Canada has been aware of gaps in the national statistical information system with respect to data on socio-economic trends. These gaps cannot be filled through existing data sources or vehicles because of the level of detail required or the population to be covered.

The General Social Survey (GSS) gathers a variety of different kinds of data to meet different kinds of unmet needs, many with different audiences and relevant periodicities. GSS has two principal objectives: first, to gather data on social trends in order to monitor changes in Canadian society over time; and secondly, to provide information on specific policy issues of current or emerging interest. GSS is a continuing program with a single survey cycle each year.

To meet the stated objectives, the data collected by the GSS are made up of three components: Classification, Core and Focus.

Classification content consists of variables which provide the means of delineating population groups and for use in the analysis of Core and Focus data. Examples of classification variables are age, sex, education, and income.

Core content is intended to obtain information which monitors social trends or measures changes in society related to living conditions or well-being. Development of core content for the fifth cycle of the GSS was targeted at family and friends.

Focus content is aimed at meeting the second objective of GSS, namely to provide information touching directly on a specific policy issue or social problem. In general, focus content, is not expected to be repeated on a periodic basis. There was no focus content for this cycle.

3. POPULATION

The target population for the GSS was all persons 15 years of age and older in Canada, excluding:

1. Residents of the Yukon and Northwest Territories;
2. Full-time residents of institutions.

The sampling method that was employed for the survey was Random Digit Dialling (RDD), a telephone sampling method. As a result, households without telephones were excluded, however, persons living in such households represent less than 2% of the target population.

Survey estimates have been adjusted (weighted) to represent persons without telephones.

4. SURVEY DESIGN

The GSS employed two different Random Digit Dialling (RDD) sampling techniques. For Newfoundland, Nova Scotia, New Brunswick, most of Quebec, Ontario, Alberta and Bristish Columbia the Elimination of Non-Working Banks method was used; a description of this procedure is provided in Section 4.3. For the remaining provinces, the Waksberg method was used; this procedure is described in Section 4.2. Cycle 5 also had supplementary samples; descriptions are given in Section 4.4. Stratification procedures used in the survey design are outlined in Section 4.1, and Section 4.5 discusses sample sizes.

4.1 Stratification

In order to carry out sampling, each of the ten provinces was divided into strata or geographic areas. Generally, for each province one stratum represented the Census Metropolitan Areas (CMAs) of the province and the other the non-CMA areas. There were a number of exceptions to this general rule:

- Prince Edward Island has no CMA and so did not have a CMA stratum
- Montreal and Toronto were each separate strata
- The sample in Ontario was large enough to divide the province into four CMA strata and four non-CMA strata
- Since Saskatchewan was sampled from two regional offices it had to be divided into four strata (two CMA and two non-CMA).

4.2 Waksberg RDD Design

Prince Edward Island	part of Quebec
Manitoba	Saskatchewan

The Waksberg Method is a Random Digit Dialling sampling technique which significantly reduces the cost of a survey as compared to dialling telephone numbers completely at random. The method employs a two-stage design which increases the likelihood of contacting households.

For each stratum within each province, an up-to-date list of all telephone area code and prefix number (first three digits of telephone number) combinations was obtained. To these, all possible combinations of the next two digits were added (i.e., all possible banks of 100 consecutive numbers within existing area code - prefix combinations were identified). This resulted in a list of all the possible first eight digits of ten digit telephone numbers in each stratum. These eight digit numbers formed the first stage sampling units (i.e., were the Primary Sampling Units - PSUs).

Within each stratum, a random selection was made of one of these eight digit numbers and then the final two digits were generated at random. This number (called a Primary Number) was called to determine whether or not it reached a household. If it did not reach a household (i.e., the number was not in use or was a business, institution, etc.), the number was dropped from further consideration. If it did reach a household, additional numbers referred to as secondary numbers were generated within the same bank (i.e., numbers with the same first eight digits as the primary number). These numbers were also called to determine whether or not they reached a household.

Secondary numbers were generated on a continuing basis until (i) five additional households were reached in each retained bank; (ii) the bank was exhausted; or (iii) the survey period ended.

Primary numbers were generated continuously throughout the survey period in order to yield a predetermined required number of households within each stratum. An attempt was made to conduct an interview with a randomly selected respondent in all primary and secondary households reached.

This method is more efficient than 'pure' random digit dialling because secondary numbers are never generated for banks where the primary number was not a household.

In provinces where the Waksberg method was used, around 54.2% of the secondary numbers called reached a household, while only 11.5% of the primary numbers called reached a household.

4.3 Elimination of Non-working Banks RDD Design

Newfoundland	Nova Scotia
New Brunswick	most of Quebec
Ontario	Alberta
British Columbia	

The Elimination of Non-Working Banks (ENWB) design is a form of Random Digit Dialling in which an attempt is made to identify all working banks for an area (i.e., to identify all banks with at least one household). Thus, all telephone numbers within non-working banks are eliminated from the sampling frame.

For these provinces, lists of working banks were extracted from lists of all telephone numbers in use purchased from the telephone companies. Each bank was assigned to a stratum within its province.

A special situation existed in Ontario because some small areas are serviced by independent phone companies (not Bell). The area code prefixes for these areas were identified by matching the Bell file with a file of all area codes and prefixes. Area code prefixes from Ontario, not on the Bell file were identified. All banks within these area code prefixes were generated and added to the sampling frame. It would have been more effective to use the Waksberg method for these excluded areas, but the Waksberg method requires that an accurate population estimate be available for the survey area. Such an estimate was not available for the parts of Ontario not covered by Bell.

A random sample of telephone numbers was then generated for each stratum (from these working banks). An attempt was made to generate the entire sample of telephone numbers on the first day of interviewing. Therefore, a prediction had to be made of the percentage of numbers dialled that would reach a household (this is known as the "hit rate"). The hit rate was estimated using information from previous RDD surveys.

As was done for the other provinces, an attempt was made to conduct a GSS interview with one randomly selected person from each household reached.

For the GSS in the ENWB provinces, around 44.3% of the numbers dialled reached households.

4.4 Supplementary Samples

For this cycle of the GSS there were two supplementary samples: the Department of Health and Welfare sponsored a supplementary sample of the elderly (aged 65+) and the Province of Ontario sponsored an increase in the sample in that province, including an increase in the supplementary sample of the elderly. The

combined effect of these was to roughly double the size of the sample of elderly persons outside of Ontario, double the sample size in Ontario of persons aged 15-64 and quadruple the sample size of the elderly in Ontario. These increases to the sample sizes made it possible to divide Ontario into four CMA strata and four non-CMA strata.

4.5 Sample Sizes

The sample consisted of approximately 18,300 households. The GSS 5-1 was completed for each telephone number selected in the sample. It lists all household members, collecting basic demographic information, specifically: age, sex, marital status and relation to reference person. A respondent, 15 years of age or older was then randomly selected and a GSS 5-2 was completed for this person.

The GSS 5-2 collected the following types of information: aspects of the respondent's relationship with parents and grandparents (Section A), brothers and sisters (Section B), and friends (Section E); relationships with their children, their children's birth history, type of childcare provided and contact with children living outside the household (Section C); fertility intentions (Section D); household help shared by persons living together, and household help given and received by persons not living in the household (Section F); support both physical (Section F) and emotional (Section G); marriage and common-law history (Sections H and J); satisfaction measures (Section K); and background socio-economic questions for classification purposes (Section L). A response was obtained from 13,495 of these households.

5. COLLECTION

Two questionnaires were used to conduct the interviews: the Control Form GSS 5-1, and the main questionnaire GSS 5-2. Respondents were interviewed in the official language of their choice. The French and English version of the main questionnaire are identical with the exception of question L17. Respondents being interviewed in English were not asked if they still understood English and similarly for the French interviews. Questionnaires and procedures were field tested in a pretest involving approximately 800 households in August 1989.

Telephone data collection took place during the period January to March, 1990. All telephone interviewing took place from centralized telephone facilities in Statistics Canada's regional offices with calls being made from approximately 9 a.m. until 9:30 p.m. Interviewers were trained by Statistics Canada staff in telephone interviewing techniques, survey concepts and procedures in a three and a half day classroom training session. The majority of interviewers had previous telephone interviewing experience.

It is too lengthy to include all the survey manuals as part of this documentation package but manuals can be purchased. Shown below is a list of the manuals used in the survey:

- GSS 5-3: Procedures Manual
- GSS 5-4: Interviewer's Manual
- GSS 5-5: Interviewer's Training Guide
- GSS 5-6: Interviewer's Exercise Book
- GSS 5-7: Senior Interviewer's Exercise Book.

6. . PROCESSING

The following is an overview of the processing steps for Cycle 5 of the GSS.

6.1 Data Capture

Data from the survey questionnaires were entered directly into mini-computers in Statistics Canada's regional offices and transmitted to Ottawa. The data capture program allowed for a valid range of codes for each question and automatically followed the flow of the questionnaire.

6.2 Edit and Imputation

All survey records were subjected to an exhaustive computer edit to identify and correct invalid or inconsistent information on the questionnaires. Records with missing or incorrect information were assigned non-response codes or corrected from other information from the respondent's questionnaire. In most cases editing was 'bottom-up', meaning that specific related information following a question with a branching pattern was employed to ensure the branching was correct. For example, question A3 of the "Family and Friends Questionnaire" was "Is your mother still living?". This question was edited in relation to question A4 "How old is your mother?". The edit ensured that the information was consistent and complete between these questions.

Due to the nature of the survey, imputation was not appropriate for most items and thus 'not stated' codes were usually assigned for missing data. In some cases, the answer was not known but could be narrowed to a subset of possible answers using the skip

pattern (e.g. variable DVF9SON, value 8, where the frequency of help was not given but help was reported).

However, non-response was not permitted for those items required for weighting. Values were imputed in the rare cases where any of the following were missing: age; sex; number of residential telephone lines. The imputation was based on a detailed examination of the questionnaire and the consideration of any useful data such as respondent's name, ages and sexes of other household members, and interviewer's comments.

DVTEL (number of residential telephone lines) was derived from questions L9 to L13 of the Family and Friends Questionnaire (GSS 5-2). When the questionnaire did not contain adequate information to derive DVTEL, it was assigned a value of one (1).

6.3 Coding

The data for all questions that allowed for write-in responses were coded into categories. Where possible (e.g., occupation, industry, language, ethnicity, country and religion), the coding followed standard classification systems as used in the Census of Population. In other cases, the write-in responses were examined and then coded into distinct categories which seemed to be similar; for example, Question L5 required adding eight additional categories due to the high number of similar write-in responses. In a few cases, some of the write-in categories were coded back to categories listed on the questionnaire.

A number of questions (e.g., Question A12) allowed for multiple responses and all responses were retained with each option shown as a separate variable on the data file.

6.4 Creation of Combined and Derived Variables

A number of variables on the file have been derived by using items found on the GSS 5-1 and GSS 5-2 questionnaires. Derived variable names generally start with DV and are followed by characters referring to the question number or subject. In some cases, the derived variables are straightforward and involve collapsing of categories. In other cases, several variables have been combined to create a new variable. The data dictionary provides comments indicating the origin of these variables. The main types of variables that were derived are as follows:

6.4.1 Variables derived from Form 5.1

Some variables were derived to provide information gathered on the control form (GSS 5-1). These variables provide information about the household composition of the respondent (e.g., DVLVGR2).

6.4.2 Variables Derived for Section F (F3-F6) Household Work and Help Provided/Received

The first part of section F gathered information on who is responsible for and who does various types of work around the house. Information was collected on up to four persons who were identified as household members reported on the 5-1 form.

The information provided in questions F3-F6 was transformed into a new set of derived variables that makes the data easier to use. For each of the questions F3, F4, F5 and F6, 12 variables were derived as follows (F3 is used to illustrate the derived variables).

The first step was to check the consistency of the information and where possible, impute for missing and inconsistent values. For example, if two persons were reported as each doing all of the work, they were each recoded to doing "half to less than 3/4". In total, F3 was imputed in 427 cases, F4 in 606 cases, F5 in 565 cases, and F6 in 639 cases.

The next step was to define a variable F3STATUS that indicates missing data. The values this variable could take are:

- 0 Single Person Household (F3 not asked)
- 1 Response indicated no one in household does this type of work
- 2 Non-response (F3 blank)
- 3 Partial response (amount for at least one person reported is blank)
- 4 Complete data.

Next a variable F3NUM is derived to indicate the number of persons listed as doing some work. The values are:

- 0 No one listed
- 1 Person
- 2 Persons
- 3 Persons
- 4 Persons
- 8 Single Person Household.

The variable F3RESP was derived to identify the person(s) responsible for the work. Since multiple responses were allowed, the categories include multiple responses. The categories are shown in the data dictionary.

The variable F3HELP identifies who helps regardless of the amount of time spent doing the task. The categories created are similar to those of F3RESP.

Finally, a set of eight variables were derived to provide the amount of work done by the following eight types of household members:

F3WORK01	Respondent
F3WORK02	Spouse
F3WORK03	Respondent's Mother
F3WORK04	Respondent's Father
F3WORK05	Respondent's Child A
F3WORK06	Respondent's Child B
F3WORK09	Other Person A Living in Household
F3WORK10	Other Person B Living in Household.

Because of small frequencies, data are presented for at most two children and two others. A small number of cases involved more than two children or others.

The values for each person are:

- 0 - no work done by this person
- 1 - less than 1/4
- 2 - less than 1/2
- 3 - 1/2 or more
- 4 - all
- 8 - no such person in household
- 9 - person listed but amount of time missing.

6.4.3 Variables derived for Section F (F9-F32)

This set of questions collected data on the help provided to others and received from others. If some help was provided or received, the relationship of the person providing/receiving the help was recorded (up to nine categories) as was the frequency of the help. Multiple answers were permitted and the derived

variables are intended to aid in the analysis of multiple responses for questions F9, F11, F13, F15, F17, F19, F21, F23, F25 and F27. For each of these questions two variables were derived.

The first FxxCNT indicates the number of responses provided to Question Fxx (where Fxx refers to F9 to F27). Answers range from 0 to 7 (the maximum number indicated was 7).

The other derived variable FxxFREQ indicates the maximum frequency of help reported. Allowable values are:

- 1 At least once a week
- 2 At least once a month (but less than once a week)
- 3 Less than once a month
- 9 Unknown for all categories
- 0 No help provided/received.

Code 9 was used only if all categories had missing frequencies. Where only some categories were missing, the variable indicates the maximum frequency among those reported.

Note that for each question there is a set of variables that provide the original information for each person providing/receiving help.

A similar approach was used for F32 (personal care) except that here, in addition to F32CNT, there are two other variables, F32IN and F32OUT, that provide the number of categories inside and outside the household that provide help.

6.5 Dates

Part of the survey was concerned with collecting information on the dates of various events (e.g., marriages, births, etc.). All of the dates on the file have been converted to the age of the respondent at the time of the event. Where month of event was provided, age at event is given to one decimal point. The current age of the respondent, at the time of the interview, is provided in years (no decimal place).

6.6 Amount of Detail on Microdata File

In order to guard against disclosure of identifying information, the amount of detail included on this file is less than is available on the master file retained by Statistics Canada. Variables with extreme values have been capped and information for some variables have been aggregated into broader classes (e.g., occupation, religion, ethnicity).

Most of the measures taken to cap or group data are clear from the data dictionary; however, the information on children from question C7 deserves mention.

The data on children have been reformatted to provide data on natural, step and adopted children separately. Information is provided for a maximum of 10 natural children, three step-children and two adopted children. Data are provided for the nine oldest natural, two oldest step and oldest adopted, together with the youngest child.

7. ESTIMATION

When a probability sample is used, as was the case for the GSS, the principle behind estimation is that each person selected in the sample 'represents' (besides himself/herself) several other persons not in the sample. For example, in a simple random sample of 2% of the population, each person in the sample represents 50 persons in the population.

An overall weighting factor (FWGHT) was placed on each record to indicate the number of sampled persons that the record represents. This weighting factor refers to the number of times a particular record should contribute to a population estimate. For example, to estimate the number of persons who have graduated from high school, the value of FWGHT is summed over all records with this characteristic. This weighting process is described in section 7.1.

7.1 Weighting

Because the General Social Survey employed two different sampling techniques (as discussed in Section 4), two slightly different weighting procedures were employed. Each is discussed briefly in the following sections.

7.1.1 Waksberg Design

Prince Edward Island	part of Quebec
Manitoba	Saskatchewan

A self-weighting sample design is one for which the weights of each unit in the sample are the same. A two-stage sample design with the first stage units (i.e. the Primary Sampling Units)

selected with probability proportional to size (PPS) sampling and a fixed number of second stage units selected within each selected first stage unit is a self weighting design.

The Waksberg method used by the General Social Survey, is just such a scheme, and so within the strata in these provinces the households have identical (initial) sampling weights. The first stage sampling units (i.e., the Primary Sampling Units) were banks of telephone numbers and the second stage units were actual telephone numbers corresponding to households within those banks. It should be noted that household weights differ from province to province because a different sampling rate was used for each province.

The following outlines the steps that were used in weighting the GSS Waksberg records for these four provinces.

1) Basic Weight

In the first stage of weighting, all households that were selected into the sample, within a given stratum (within a province), were assigned an identical weight of one (1).

2) Non-Response Adjustment

Weights for responding households were adjusted to represent non-responding households. Within each working bank of telephone numbers selected in the sample, the sampling scheme used required that six households be contacted. In some cases, one or more of these six households refused to participate in the survey. Weights of responding households were adjusted to compensate for non-responding households by multiplying the basic weight of responding households within a bank by the following ratio:

Number of responding households within the bank

3) Multiple Telephone Adjustment

Weights for households with more than one private telephone number were adjusted downwards to account for the fact that such households have a higher probability of being selected. The weight for each household was divided by the number of distinct telephone numbers that serviced the household.

4) Person Weight Calculation

A person weight was then calculated for each person who responded to the survey by multiplying the household weight for that person by the number of persons in the household who were eligible to be selected for the survey (i.e., the number of household members 15 years of age or older).

5) Adjustment for External Totals

An adjustment was made to the person weights on records within each stratum in order to make population estimates consistent with Census projected population counts. This was done by multiplying the person weight for each record within the stratum by the following ratio:

Census population projection for the stratum

Sum of the person weights of GSS Waksberg
Records within the stratum

7.1.2 Elimination of Non-Working Banks Design

Newfoundland	Nova Scotia
New Brunswick	most of Quebec
Ontario	Alberta
British Columbia	

As was the case for the Waksberg design, when the Elimination of Non-Working Banks (ENWB) design is used, each household within a stratum has an equal probability of selection. This probability is equal to:

$$\frac{\text{Number of telephone numbers sampled within the stratum}}{\text{Total number of possible telephone numbers within the stratum}}$$

(The total number of possible telephone numbers for a stratum is equal to the number of working banks for a stratum times 100.)

The following steps outline the weighting procedure that was used for ENWB records.

1) Basic Weight

Each household (responding and non-responding) was assigned a weight equal to the inverse of its probability of selection:

$$\frac{\text{Total number of possible telephone numbers within the stratum}}{\text{Number of telephone numbers sampled within the stratum}}$$

2) Non-Response Adjustment

Weights for responding households were adjusted to represent non-responding households. This was done independently within each area code prefix. Records were adjusted by the following factor:

$$\frac{\text{Sum of the household weights of all households within the area code prefix}}{\text{Sum of the household weights of responding households with the area code prefix}}$$

Non-responding households were then dropped. The next three steps used in the weighting procedure for ENWB records were identical to what was done for Waksberg records (i.e., see Waksberg Section 7.1.1 for details):

- 3) Multiple Telephone Adjustment
- 4) Person Weight Calculation
- 5) Adjustment to External Totals.

7.1.3 Weighting of the Combined Waksberg and ENWB Samples

The next step of the weighting was to combine the Waksberg and ENWB samples and to continue adjusting the weights using external reference population counts.

The weights were adjusted several times using a raking ratio procedure. This procedure ensured that estimates produced of the sizes of strata or of province-age-sex groups would all match the external references. The age categories used were: 15-19, 20-24, 25-29, 30-34, 35-39, 40-44, 45-49, 50-54, 55-59, 60-64, 65-69, 70+. (The sample sizes for some province-sex-age groups were very small. In these cases two or more adjacent age groups were collapsed before the adjustments were made.) At each stage in the process the weights were adjusted by multiplying by:

$$\frac{\text{reference total for group}}{\text{sum of person weights for group}}$$

The groupings used for the adjustments alternated between province-age-sex and strata until the weights converged.

It should be noted that persons living in households without telephone service are included in the reference totals even though they were not sampled.

7.1.4 Supplementary Sample of the Elderly

This component of the sample was a simple random sample drawn from households previously in the Labour Force Survey (LFS). Their individual probabilities of selection were thus proportional to the probability of selection of the household in the LFS. The weighting procedure for this component of the sample was similar to that used for the ENWB component, starting with the LFS "sub-weight" as the basic weight. After performing the non-response adjustment, the multiple telephone adjustment, the person weight calculation and the raking ratio adjustments, this sample and the ENWB and Waksberg components were combined.

7.2 Weighting Policy

Users are cautioned against releasing unweighted tables or performing any analysis based on unweighted survey results. As was discussed in Section 7.1, there were several weight adjustments performed independently to the records of each province. Sampling rates as well as non-response rates varied significantly from province to province.

For this survey, contact was made with 18,325 households. Of these, 3,206 (17.5%) were non-responding households. These were households that refused to respond to the survey (1,884) or where a response could not be obtained due to language difficulties or other problems. Included here, as well, are households that could not be reached during the entire survey period ("ring-no-answer" households). For the 15,119 responding households, an interview was attempted with a person randomly selected from the eligible household members. From these households, 13,495 usable responses were obtained. The difference consists of 438 person-level refusals, 786 cases where the interview could not be completed for some other reason, 13 cases where the person interviewed was ineligible and 387 cases where there were insufficient data on the questionnaires to justify keeping them. If it is assumed that all of the households for which we do not have a response were "in scope" (i.e., had at least one eligible member), the response rate is 75.8%.

It is known that non-respondents are more likely to be males and more likely to be younger. In the responding sample, 4.2% were males between the ages of 15 and 19, while in the overall population, approximately 5.3% are males between 15 and 19. Therefore, it is clear that the sample counts cannot be considered to be representative of the survey target population unless appropriate weights are applied.

7.3 Types of Estimates

Two types of 'simple' estimates are possible from the results of the General Social Survey. These are qualitative estimates (estimates of counts or proportions of people possessing certain characteristics) and quantitative estimates involving quantities or averages. More complex estimation and analyses are covered in Section 7.4.

7.3.1 Qualitative Estimates

It should be kept in mind that the target population for the GSS was non-institutionalized persons 15 years of age or over, living in the ten provinces. Qualitative estimates are estimates of the number or proportion of this target population possessing certain characteristics. The number of people who see their mother daily (Question A9) is an example of this kind of estimate. These estimates are readily obtained by summing the final weights of the (FWGHT) records possessing the characteristic in question.

7.3.2 Quantitative Estimates

Some variables on the General Social Survey microdata file are quantitative in nature (e.g., income). From these variables, it is possible to obtain such estimates as the average income of persons who are under 30 years of age and have a masters degree or earned doctorate. These estimates are of the following ratio form:

$$\text{Estimate (average)} = X / Y$$

The numerator (X) is a quantitative estimate of the total of the variable of interest (say, income in dollars) for a given subpopulation (say, persons under 30 years of age who have a masters degree or an earned doctorate). X would be calculated by multiplying the final weight (FWGHT) by the variable of interest (DVL47) and summing this product over all records for persons who are under 30 years of age and have a masters degree or an earned doctorate (DVEDUCR1 = 1, and 1 <= DVAGEGR <= 4). The denominator (Y) is the qualitative estimate of the number of participants within that subpopulation (those under 30 years of age who have a masters degree or an earned doctorate). Y would be calculated by summing the final weight (FWGHT) over all records for persons who reported being under 30 years of age and having a masters degree

or an earned doctorate (DVEDUCR1 = 1, and 1 <= DVAGEGR <= 4). The two estimates X and Y are derived independently and then divided to provide the quantitative estimate. The estimated average income of persons under 30 years of age (conservative estimate since incomes over \$80,000 have been recoded to \$80,000) having a master degree or an earned doctorate is

$$26,449.6 = \frac{1,350,603,757}{51,063.2}$$

7.4 Guidelines for Analysis

As is detailed in Section 4 of this document, the respondents from the GSS do not form a simple random sample of the target population. Instead, the survey had a complex design, with stratification and multiple stages of selection, and unequal probabilities of selection of respondents. Using data from such complex surveys presents problems to analysts because the survey design and the selection probabilities affect the estimation and variance calculation procedures that should be used.

The GSS used a stratified design, with significant differences in sampling fractions between strata. Thus, some areas are over-represented in the sample (relative to their populations) while some other areas are relatively under-represented; this means that the unweighted sample is not representative of the target population.

The survey weights must be used when producing estimates or performing analyses in order to account for this over- and under-representation. While many analysis procedures found in statistical packages allow weights to be used, the meaning or definition of the weight in these procedures differs from that which is appropriate in a sample survey framework, with the

result that while in many cases the estimates produced by the packages are correct, the variances that are calculated are almost meaningless.

For many analysis techniques (for example linear regression, logistic regression, estimation of rates and proportions, and analysis of variance), a method exists which can make the variances calculated by the standard packages more meaningful. If the weights on the data, or any subset of the data, are rescaled so that the average weight is one (1), then the variances produced by the standard packages will be more reasonable; they still will not take into account the stratification and clustering of the sample's design, but they will take into account the unequal probabilities of selection. This rescaling can be accomplished by dividing each weight by the overall average weight before the analysis is conducted.

For an analysis of all respondents who are married or living with a common-law partner, the following steps are required:

- "Select" all respondents from the file who report being married or living with a common-law spouse (DVCURMS4 = 1 OR 2);
- Calculate the Average Weight (FWGHT) for these records;
- For each of these respondents calculate a "working" weight equal to $FWGHT / \text{Average Weight}$;
- Perform the analysis for these respondents using the "working" weight.

The calculation of truly meaningful variance estimates requires detailed knowledge of the design of the survey; such detail cannot be given in this microdata file because of confidentiality. Variances that take into account the sample design can be calculated for many statistics by Statistics Canada on a cost recovery basis.

7.5 Methods of Estimation and Interpretation of Estimates

The basic sampling weight assigned to each sampled individual has been adjusted to reflect the age and sex composition of the various provincial populations as projected by the Labour Force Survey, January 1990.

$$\begin{aligned} 13,495^1 \sum_{i=1} \text{FWGHT} &= 20,525,561 \\ &= \text{an estimate of the number} \\ &\quad \text{of persons 15 years of age} \\ &\quad \text{and older in the population.} \end{aligned}$$

When estimates of the number of persons are desired, FWGHT is to be used.

Examples & Interpretation:

- (i) Nearly 38% of Canadians 15 years of age and older (7.7 million) do not have natural children (DVC4 = 0).
- (ii) Of Canadians who had children less than 15 years of age living at home ($1 \leq \text{DVC10} \leq 5$), 31% had children who received childcare on a regular basis (C10A = 1).
- (iii) Nearly 50% of all adult Canadians under the age of 45 intend to have a/another child (D6 = 1). Of these 53% were aged 15-24.

¹ There were 13,495 responding households (with one randomly chosen respondent per household).

8. RELEASE GUIDELINES AND DATA RELIABILITY

It is important for users to become familiar with the contents of this section before publishing or otherwise releasing any estimates derived from the General Social Survey microdata file.

This section of the documentation provides guidelines to be followed by users. With the aid of these guidelines, users of the microdata file should be able to produce figures consistent with those produced by Statistics Canada and in conformance with the established guidelines for rounding and release. The guidelines can be broken into four broad sections: Minimum Sample Sizes for Estimates; Sampling Variability Policy; Sampling Variability Estimation; and Rounding Policy.

8.1 Minimum Sample Size For Estimates

Users should determine the number of records on the microdata file which contribute to the calculation of a given estimate. This number should be 25 or more. When the number of contributors to the weighted estimate is less than this, the weighted estimate should not be released regardless of the value of the Approximate Coefficient of Variation.

8.2 Sampling Variability Guidelines

The estimates derived from this survey are based on a sample of households. Somewhat different figures might have been obtained if a complete census had been taken using the same questionnaire, interviewers, supervisors, processing methods, etc. as those actually used. The difference between the estimates obtained from the sample and the results from a complete count taken under similar conditions is called the sampling error of the estimate.

Although the exact sampling error of the estimate, as defined above, cannot be measured from sample results alone, it is possible to estimate a statistical measure of sampling error, the standard error, from the sample data. Using the standard error, confidence intervals for estimates (ignoring the effects of non-sampling error) may be obtained under the assumption that the estimates are normally distributed about the true population value. The chances are about 68 out of 100 that the difference between a sample estimate and the true population value would be less than one standard error, about 95 out of 100 that the difference would be less than two standard errors, and virtually with certainty that the differences would be less than three standard errors.

Because of the large variety of estimates that can be produced from a survey, the standard deviation is usually expressed relative to the estimate to which it pertains. The resulting measure, known as the coefficient of variation of an estimate is obtained by dividing the standard error of the estimate by the estimate itself and is expressed as a percentage of the estimate. Before releasing and/or publishing any estimates from the microdata file, users should determine whether the estimate is releasable based on the following guidelines:

Type of Estimate	Coefficient of Variation	Policy Statement
1. Unqualified	0.0 to 16.5%	Estimates can be considered for general unrestricted release. No special notation is required.
2. Qualified	16.6 to 25.0%	Estimates can be considered for general unrestricted release but should be accompanied by a warning cautioning users of the high sampling variability associated with the estimates. Such estimates should be identified by the letter Q (or in some other similar fashion).
3. Restricted	25.1 to 33.3%	Estimates can be considered for general unrestricted release only when sampling variabilities are obtained using an exact variance calculation procedure. Otherwise, the estimate should be deleted. When sampling variabilities are obtained using exact variance calculation procedures, the estimates should be accompanied by a warning of high sampling variability associated with the estimates.
4. Not for Release	33.4% or over	Estimates should not be released in any form under any circumstances. In such statistical tables, such estimates should be deleted.

Note: The sampling variability policy should be applied to rounded estimates.

8.3 Estimates of Variance

Variance estimation is described separately for qualitative and quantitative estimates.

8.3.1 Sampling Variability for Qualitative Estimates

Derivation of sampling variabilities for each of the estimates which could be generated from the survey would be an extremely costly procedure, and for most users, an unnecessary one. Consequently, approximate measures of sampling variability, in the form of tables, have been developed for use and are included in APPENDIX A ("Approximate Variance Tables"). These tables have been produced using the coefficient of variation formula based on a simple random sample. Since estimates for the General Social Survey were based on two sample designs (the Waksberg design and the Elimination of Non-Working Banks design) a factor called the Design Effect was introduced into the variance formula.

The Design Effect for an estimate is the actual variance for the estimate (taking into account the design that was used) divided by the variance that would result if the estimate had been derived from a simple random sample. The Design Effect used to produce the Approximate Variance Tables has been determined by first calculating Design Effects for a wide range of characteristics and then choosing among these a conservative value which will not give a false impression of high precision.

For each province and Canada, approximate variance tables are provided. It should be noted that all coefficients of variation in these tables are approximate and, therefore unofficial. Estimates of actual variance for specific variables may be purchased from Statistics Canada. Use of actual variance estimates may allow users to release otherwise unreleasable

estimates; i.e., estimates with coefficient of variation in the "restricted" range (see the policy regarding the release of the survey estimates on preceding pages).

8.3.2 Sampling Variability For Quantitative Estimates

In order to provide variability estimates for quantitative type variables, special tables would have to be produced. Since the variables on the General Social Survey microdata file are primarily qualitative in nature, this has not been done. As a general rule, however, the coefficient of variation of a quantitative total will be larger than the coefficient of variation of the corresponding qualitative estimate (e.g., the number of persons contributing to the quantitative estimate). If the corresponding qualitative estimate is not releasable, then the quantitative total will not be releasable.

8.4 Rounding

In order that estimates produced from the General Social Survey microdata file correspond to those produced by Statistics Canada, users are urged to adhere to the following guidelines regarding the rounding of such estimates. It may be misleading to release unrounded estimates, as they imply greater precision than actually exists.

8.4.1 Rounding Guidelines

- (1) Estimates of totals in the main body of a statistical table should be rounded to the nearest thousand using the normal rounding technique (see definition in section 8.4.2).

- (2) Marginal sub-totals and totals in statistical tables are to be derived from their corresponding unrounded components and then are to be rounded themselves to the nearest thousand units using normal rounding.
- (3) Averages, proportions, rates and percentages are to be computed from unrounded components and then are to be rounded themselves to one decimal using normal rounding.
- (4) Sums and differences of aggregates and ratios are to be derived from corresponding unrounded components and then rounded to the nearest thousand units or the nearest one decimal using normal rounding.
- (5) In instances where, due to technical or other limitations, a different rounding technique is used resulting in estimates different from Statistics Canada estimates, users are encouraged to note the reason for such differences in the released document.

8.4.2 Normal Rounding

In normal rounding, if the first or only digit to be dropped is 0 to 4, the last digit to be retained is not changed. If the first or only digit to be dropped is 5 to 9, the last digit to be retained is raised by one. For example, the number 8499 rounded to thousands would be 8 and the number 8500 rounded to thousands would be 9.

9. ADDITIONAL INFORMATION

Additional information about this survey can be obtained from the individuals listed below. Data from the survey is available through published reports, special request tabulations, and this microdata file. The microdata file is available from the Housing, Family and Social Statistics Division of Statistics Canada at a cost of \$750.00. Tabulations can be obtained at a cost that will reflect the resources required to produce the tabulation.

Sample Selection Procedures, Weighting and Estimation
David Paton
Development and Analysis Section
Informatics and Methodology Field
(613) 951-1467

Subject Matter, Data Collection and Data Processing
Josephine Stanic
General Social Survey
Housing, Family and Social Statistics Division
(613) 951-8644

APPENDIX A

Approximate Variance Tables

APPROXIMATE VARIANCE TABLES

By using the Approximate Variance Tables and the following rules, users should be able to determine approximate coefficients of variation for aggregates (totals), percentages, ratios, differences between totals, and differences between ratios.

Rules for Obtaining Approximate Variances

The following rules should enable the user to determine the approximate coefficients of variation from the Approximate Variance Tables for estimates of the number, proportion or percentage of the surveyed population possessing a certain characteristic and for ratios and differences between estimates.

As noted in Section 8.1, each estimate should be derived from **AT LEAST 25** respondents in order to be released, regardless of the Approximate Coefficient of Variation.

Rule 1: Estimates of Numbers Possessing a Characteristic (Aggregates)

The coefficient of variation (cv) depends only on the size of the estimated aggregate itself. On the Approximate Variance Table, locate the estimated aggregate in the left-most column of the table (headed "Numerator of Percentage") and follow the asterisks across to the first figure encountered. This figure is the estimated coefficient of variation.

Rule 2: Estimates of Percentages or Proportions Possessing a Characteristic

The coefficient of variation of an estimated percentage or proportion depends on both the size of the percentage or proportion and the size of the total upon which the percentage is based. Estimated percentages or proportions are relatively more reliable than the corresponding estimates

of the numerators of the percentages, particularly if the percentages are 50 percent or more. (Note that in the tables the cv's decline in value reading from left to right).

When the percentage or proportion is based upon the total population of the geographic area covered by the table, the cv of the percentage or proportion is the same as the cv of the numerator of the percentage. In this case, Rule 1 can be used.

When the percentage or proportion is based upon a subset of the total population (e.g., those in a particular age-sex group), reference should be made to the percentage (across the top of the table) and to the numerator of the percentage or proportion (down the left side of the table). The intersection of the appropriate row and column gives the coefficient of variation.

Rule 3: Ratios

In the case where the numerator is a subset of the denominator, the ratio should be converted to a percentage and Rule 2 applied. This would apply, for example, to the case where the denominator is the number of males and the numerator is the number of males who have adopted children.

In the case where the numerator is not a subset of the denominator, the coefficient of variation of the ratio of two estimates is approximately equal to the square root of the sum of squares of each coefficient of variation considered separately. That is, the coefficient of variation of a

$$R = X / Y$$

is

$$sd(R) = R * (cv(X)^2 + cv(Y)^2)^{1/2}$$

The coefficient of variation of R is approximately:

$$cv(R) = sd(R) / R$$

This formula will tend to overstate the error if X and Y are positively correlated and understate the error if X and Y are negatively correlated.

Rule 4: Differences Between Totals or Percentages

The standard deviation of a difference between two estimates is approximately equal to the square root of the sum of squares of each standard deviation considered separately. That is, the standard deviation of a difference:

$$d = X - Y$$

is

$$sd(d) = (X^2 * cv(X)^2 + Y^2 * cv(Y)^2)^{1/2}$$

The coefficient of variation of d is approximately:

$$cv(d) = sd(d) / d$$

This formula is accurate for the difference between separate and uncorrelated characteristics but is only approximate otherwise.

Rule 5: Difference of Ratios

In this case, Rules 3 and 4 are combined. The cv's of the two ratios are first determined using Rule 3, and the cv of their difference is found using Rule 4.

APPROXIMATE VARIANCE TABLES

PAGE A- 1

GENERAL SOCIAL SURVEY CYCLE 5

CANADA

NUMERATOR OF PERCENTAGE ('000)	ESTIMATED PERCENTAGE													
	0.1%	1.0%	2.0%	5.0%	10.0%	15.0%	20.0%	25.0%	30.0%	35.0%	40.0%	50.0%	70.0%	90.0%
1	155.4	154.7	153.9	151.5	147.5	143.3	139.0	134.6	130.1	125.3	120.4	109.9	85.1	49.2
2	109.9	109.4	108.8	107.1	104.3	101.3	98.3	95.2	92.0	88.6	85.1	77.7	60.2	34.8
3	89.7	89.3	88.9	87.5	85.1	82.7	80.3	77.7	75.1	72.4	69.5	63.5	49.2	28.4
4	77.7	77.3	76.9	75.8	73.7	71.7	69.5	67.3	65.0	62.7	60.2	55.0	42.6	24.6
5	69.5	69.2	68.8	67.8	66.0	64.1	62.2	60.2	58.2	56.1	53.9	49.2	38.1	22.0
6	63.4	63.1	62.8	61.9	60.2	58.5	56.8	55.0	53.1	51.2	49.2	44.9	34.8	20.1
7	58.7	58.5	58.2	57.3	55.7	54.2	52.6	50.9	49.2	47.4	45.5	41.5	32.2	18.6
8	54.9	54.7	54.4	53.6	52.1	50.7	49.2	47.6	46.0	44.3	42.6	38.9	30.1	17.4
9	51.8	51.6	51.3	50.5	49.2	47.8	46.3	44.9	43.4	41.8	40.1	36.6	28.4	16.4
10	49.1	48.9	48.7	47.9	46.6	45.3	44.0	42.6	41.1	39.6	38.1	34.8	26.9	15.5
11	46.8	46.6	46.4	45.7	44.5	43.2	41.9	40.6	39.2	37.8	36.3	33.1	25.7	14.8
12	44.9	44.7	44.4	43.7	42.6	41.4	40.1	38.9	37.5	36.2	34.8	31.7	24.6	14.2
13	43.1	42.9	42.7	42.0	40.9	39.8	38.6	37.3	36.1	34.8	33.4	30.5	23.6	13.6
14	41.5	41.3	41.1	40.5	39.4	38.3	37.2	36.0	34.8	33.5	32.2	29.4	22.8	13.1
15	40.1	39.9	39.7	39.1	38.1	37.0	35.9	34.8	33.6	32.4	31.1	28.4	22.0	12.7
16	38.8	38.7	38.5	37.9	36.9	35.8	34.8	33.7	32.5	31.3	30.1	27.5	21.3	12.3
17	37.7	37.5	37.3	36.7	35.8	34.8	33.7	32.7	31.5	30.4	29.2	26.7	20.7	11.9
18	36.6	36.5	36.3	35.7	34.8	33.8	32.8	31.7	30.7	29.5	28.4	25.9	20.1	11.6
19	35.6	35.5	35.3	34.8	33.8	32.9	31.9	30.9	29.8	28.8	27.6	25.2	19.5	11.3
20	34.7	34.6	34.4	33.9	33.0	32.0	31.1	30.1	29.1	28.0	26.9	24.6	19.0	11.0
21	*****	33.8	33.6	33.1	32.2	31.3	30.3	29.4	28.4	27.4	26.3	24.0	18.6	10.7
22	*****	33.0	32.8	32.3	31.4	30.6	29.6	28.7	27.7	26.7	25.7	23.4	18.2	10.5
23	*****	32.3	32.1	31.6	30.8	29.9	29.0	28.1	27.1	26.1	25.1	22.9	17.8	10.3
24	*****	31.6	31.4	30.9	30.1	29.3	28.4	27.5	26.5	25.6	24.6	22.4	17.4	10.0
25	*****	30.9	30.8	30.3	29.5	28.7	27.8	26.9	26.0	25.1	24.1	22.0	17.0	9.8
30	*****	28.2	28.1	27.7	26.9	26.2	25.4	24.6	23.7	22.9	22.0	20.1	15.5	9.0
35	*****	26.1	26.0	25.6	24.9	24.2	23.5	22.8	22.0	21.2	20.4	18.6	14.4	8.3
40	*****	24.5	24.3	24.0	23.3	22.7	22.0	21.3	20.6	19.8	19.0	17.4	13.5	7.8
45	*****	23.1	22.9	22.6	22.0	21.4	20.7	20.1	19.4	18.7	18.0	16.4	12.7	7.3
50	*****	21.9	21.8	21.4	20.9	20.3	19.7	19.0	18.4	17.7	17.0	15.5	12.0	7.0
55	*****	20.9	20.8	20.4	19.9	19.3	18.7	18.2	17.5	16.9	16.2	14.8	11.5	6.6
60	*****	20.0	19.9	19.6	19.0	18.5	18.0	17.4	16.8	16.2	15.5	14.2	11.0	6.3
65	*****	19.2	19.1	18.8	18.3	17.8	17.2	16.7	16.1	15.5	14.9	13.6	10.6	6.1
70	*****	18.5	18.4	18.1	17.6	17.1	16.6	16.1	15.5	15.0	14.4	13.1	10.2	5.9
75	*****	17.9	17.8	17.5	17.0	16.5	16.1	15.5	15.0	14.5	13.9	12.7	9.8	5.7
80	*****	17.3	17.2	16.9	16.5	16.0	15.5	15.1	14.5	14.0	13.5	12.3	9.5	5.5
85	*****	16.8	16.7	16.4	16.0	15.5	15.1	14.6	14.1	13.6	13.1	11.9	9.2	5.3
90	*****	16.3	16.2	16.0	15.5	15.1	14.7	14.2	13.7	13.2	12.7	11.6	9.0	5.2
95	*****	15.9	15.8	15.5	15.1	14.7	14.3	13.8	13.3	12.9	12.4	11.3	8.7	5.0
100	*****	15.5	15.4	15.2	14.7	14.3	13.9	13.5	13.0	12.5	12.0	11.0	8.5	4.9

NOTES: FOR CORRECT USAGE OF THESE TABLES REFER TO CHAPTER 8

*** CONTINUES ***

APPROXIMATE VARIANCE TABLES
GENERAL SOCIAL SURVEY CYCLE 5
CANADA

PAGE A- 2

NUMERATOR OF PERCENTAGE ('000)	ESTIMATED PERCENTAGE													
	0.1%	1.0%	2.0%	5.0%	10.0%	15.0%	20.0%	25.0%	30.0%	35.0%	40.0%	50.0%	70.0%	90.0%
125	*****	13.8	13.8	13.6	13.2	12.8	12.4	12.0	11.6	11.2	10.8	9.8	7.6	4.4
150	*****	12.6	12.6	12.4	12.0	11.7	11.4	11.0	10.6	10.2	9.8	9.0	7.0	4.0
200	*****	10.9	10.9	10.7	10.4	10.1	9.8	9.5	9.2	8.9	8.5	7.8	6.0	3.5
250	*****	*****	9.7	9.6	9.3	9.1	8.8	8.5	8.2	7.9	7.6	7.0	5.4	3.1
300	*****	*****	8.9	8.7	8.5	8.3	8.0	7.8	7.5	7.2	7.0	6.3	4.9	2.8
350	*****	*****	8.2	8.1	7.9	7.7	7.4	7.2	7.0	6.7	6.4	5.9	4.6	2.6
400	*****	*****	7.7	7.6	7.4	7.2	7.0	6.7	6.5	6.3	6.0	5.5	4.3	2.5
450	*****	*****	*****	7.1	7.0	6.8	6.6	6.3	6.1	5.9	5.7	5.2	4.0	2.3
500	*****	*****	*****	6.8	6.6	6.4	6.2	6.0	5.8	5.6	5.4	4.9	3.8	2.2
750	*****	*****	*****	5.5	5.4	5.2	5.1	4.9	4.7	4.6	4.4	4.0	3.1	1.8
1000	*****	*****	*****	4.8	4.7	4.5	4.4	4.3	4.1	4.0	3.8	3.5	2.7	1.6
1500	*****	*****	*****	*****	3.8	3.7	3.6	3.5	3.4	3.2	3.1	2.8	2.2	1.3
2000	*****	*****	*****	*****	3.3	3.2	3.1	3.0	2.9	2.8	2.7	2.5	1.9	1.1
3000	*****	*****	*****	*****	*****	2.6	2.5	2.5	2.4	2.3	2.2	2.0	1.6	0.9
4000	*****	*****	*****	*****	*****	*****	2.2	2.1	2.1	2.0	1.9	1.7	1.3	0.8
5000	*****	*****	*****	*****	*****	*****	*****	1.9	1.8	1.8	1.7	1.6	1.2	0.7
6000	*****	*****	*****	*****	*****	*****	*****	*****	1.7	1.6	1.6	1.4	1.1	0.6
7000	*****	*****	*****	*****	*****	*****	*****	*****	*****	1.5	1.4	1.3	1.0	0.6
8000	*****	*****	*****	*****	*****	*****	*****	*****	*****	*****	1.3	1.2	1.0	0.5
9000	*****	*****	*****	*****	*****	*****	*****	*****	*****	*****	*****	1.2	0.9	0.5
10000	*****	*****	*****	*****	*****	*****	*****	*****	*****	*****	*****	1.1	0.9	0.5
12500	*****	*****	*****	*****	*****	*****	*****	*****	*****	*****	*****	*****	0.8	0.4
15000	*****	*****	*****	*****	*****	*****	*****	*****	*****	*****	*****	*****	*****	0.4

NOTES: FOR CORRECT USAGE OF THESE TABLES REFER TO CHAPTER 8

APPROXIMATE VARIANCE TABLES

PAGE A- 3

GENERAL SOCIAL SURVEY CYCLE 5

NEWFOUNDLAND

NUMERATOR OF PERCENTAGE ('000)	ESTIMATED PERCENTAGE														
	0.1%	1.0%	2.0%	5.0%	10.0%	15.0%	20.0%	25.0%	30.0%	35.0%	40.0%	50.0%	70.0%	90.0%	
1	*****	89.5	89.1	87.7	85.4	82.9	80.5	77.9	75.3	72.5	69.7	63.6	49.3	28.5	
2	*****	63.3	63.0	62.0	60.4	58.7	56.9	55.1	53.2	51.3	49.3	45.0	34.8	20.1	
3	*****	51.7	51.4	50.6	49.3	47.9	46.5	45.0	43.5	41.9	40.2	36.7	28.5	16.4	
4	*****	44.8	44.5	43.8	42.7	41.5	40.2	39.0	37.6	36.3	34.8	31.8	24.6	14.2	
5	*****		39.8	39.2	38.2	37.1	36.0	34.8	33.7	32.4	31.2	28.5	22.0	12.7	
6	*****		36.4	35.8	34.8	33.9	32.9	31.8	30.7	29.6	28.5	26.0	20.1	11.6	
7	*****		33.7	33.1	32.3	31.4	30.4	29.4	28.5	27.4	26.3	24.0	18.6	10.8	
8	*****		31.5	31.0	30.2	29.3	28.5	27.5	26.6	25.6	24.6	22.5	17.4	10.1	
9	*****			29.2	28.5	27.6	26.8	26.0	25.1	24.2	23.2	21.2	16.4	9.5	
10	*****			27.7	27.0	26.2	25.4	24.6	23.8	22.9	22.0	20.1	15.6	9.0	
11	*****			26.4	25.7	25.0	24.3	23.5	22.7	21.9	21.0	19.2	14.9	8.6	
12	*****			25.3	24.6	23.9	23.2	22.5	21.7	20.9	20.1	18.4	14.2	8.2	
13	*****			24.3	23.7	23.0	22.3	21.6	20.9	20.1	19.3	17.6	13.7	7.9	
14	*****			23.4	22.8	22.2	21.5	20.8	20.1	19.4	18.6	17.0	13.2	7.6	
15	*****			22.6	22.0	21.4	20.8	20.1	19.4	18.7	18.0	16.4	12.7	7.3	
16	*****			21.9	21.3	20.7	20.1	19.5	18.8	18.1	17.4	15.9	12.3	7.1	
17	*****			21.3	20.7	20.1	19.5	18.9	18.3	17.6	16.9	15.4	12.0	6.9	
18	*****			20.7	20.1	19.6	19.0	18.4	17.7	17.1	16.4	15.0	11.6	6.7	
19	*****			20.1	19.6	19.0	18.5	17.9	17.3	16.6	16.0	14.6	11.3	6.5	
20	*****			19.6	19.1	18.5	18.0	17.4	16.8	16.2	15.6	14.2	11.0	6.4	
21	*****			19.1	18.6	18.1	17.6	17.0	16.4	15.8	15.2	13.9	10.8	6.2	
22	*****				18.2	17.7	17.2	16.6	16.0	15.5	14.9	13.6	10.5	6.1	
23	*****				17.8	17.3	16.8	16.2	15.7	15.1	14.5	13.3	10.3	5.9	
24	*****				17.4	16.9	16.4	15.9	15.4	14.8	14.2	13.0	10.1	5.8	
25	*****				17.1	16.6	16.1	15.6	15.1	14.5	13.9	12.7	9.9	5.7	
30	*****				15.6	15.1	14.7	14.2	13.7	13.2	12.7	11.6	9.0	5.2	
35	*****				14.4	14.0	13.6	13.2	12.7	12.3	11.8	10.8	8.3	4.8	
40	*****				13.5	13.1	12.7	12.3	11.9	11.5	11.0	10.1	7.8	4.5	
45	*****					12.4	12.0	11.6	11.2	10.8	10.4	9.5	7.3	4.2	
50	*****					11.7	11.4	11.0	10.6	10.3	9.9	9.0	7.0	4.0	
55	*****					11.2	10.9	10.5	10.1	9.8	9.4	8.6	6.6	3.8	
60	*****					10.7	10.4	10.1	9.7	9.4	9.0	8.2	6.4	3.7	
65	*****						10.0	9.7	9.3	9.0	8.6	7.9	6.1	3.5	
70	*****						9.6	9.3	9.0	8.7	8.3	7.6	5.9	3.4	
75	*****						9.3	9.0	8.7	8.4	8.0	7.3	5.7	3.3	
80	*****						9.0	8.7	8.4	8.1	7.8	7.1	5.5	3.2	
85	*****						8.7	8.5	8.2	7.9	7.6	6.9	5.3	3.1	
90	*****							8.2	7.9	7.6	7.3	6.7	5.2	3.0	
95	*****							8.0	7.7	7.4	7.1	6.5	5.1	2.9	
100	*****							7.8	7.5	7.3	7.0	6.4	4.9	2.8	

NOTES: FOR CORRECT USAGE OF THESE TABLES REFER TO CHAPTER 8

*** CONTINUES ***

APPROXIMATE VARIANCE TABLES

PAGE A- 4

GENERAL SOCIAL SURVEY CYCLE 5

NEWFOUNDLAND

NUMERATOR OF PERCENTAGE ('000)	ESTIMATED PERCENTAGE														
	0.1%	1.0%	2.0%	5.0%	10.0%	15.0%	20.0%	25.0%	30.0%	35.0%	40.0%	50.0%	70.0%	90.0%	
125	*****									6.7	6.5	6.2	5.7	4.4	2.5
150	*****										5.9	5.7	5.2	4.0	2.3
200	*****											4.5	3.5	2.0	
250	*****												3.1	1.8	
300	*****													2.8	1.6
350	*****														1.5

NOTES: FOR CORRECT USAGE OF THESE TABLES REFER TO CHAPTER 8

APPROXIMATE VARIANCE TABLES
GENERAL SOCIAL SURVEY CYCLE 5
PRINCE EDWARD ISLAND

PAGE A- 5

NUMERATOR OF PERCENTAGE ('000)	ESTIMATED PERCENTAGE													
	0.1%	1.0%	2.0%	5.0%	10.0%	15.0%	20.0%	25.0%	30.0%	35.0%	40.0%	50.0%	70.0%	90.0%
1	*****		63.3	62.3	60.6	58.9	57.2	55.4	53.5	51.5	49.5	45.2	35.0	20.2
2	*****			44.1	42.9	41.7	40.4	39.1	37.8	36.4	35.0	32.0	24.8	14.3
3	*****			36.0	35.0	34.0	33.0	32.0	30.9	29.8	28.6	26.1	20.2	11.7
4	*****			31.1	30.3	29.5	28.6	27.7	26.7	25.8	24.8	22.6	17.5	10.1
5	*****				27.1	26.4	25.6	24.8	23.9	23.0	22.1	20.2	15.7	9.0
6	*****				24.8	24.1	23.3	22.6	21.8	21.0	20.2	18.5	14.3	8.3
7	*****				22.9	22.3	21.6	20.9	20.2	19.5	18.7	17.1	13.2	7.6
8	*****				21.4	20.8	20.2	19.6	18.9	18.2	17.5	16.0	12.4	7.1
9	*****				20.2	19.6	19.1	18.5	17.8	17.2	16.5	15.1	11.7	6.7
10	*****					18.6	18.1	17.5	16.9	16.3	15.7	14.3	11.1	6.4
11	*****					17.8	17.2	16.7	16.1	15.5	14.9	13.6	10.6	6.1
12	*****					17.0	16.5	16.0	15.4	14.9	14.3	13.0	10.1	5.8
13	*****					16.3	15.9	15.4	14.8	14.3	13.7	12.5	9.7	5.6
14	*****					15.7	15.3	14.8	14.3	13.8	13.2	12.1	9.4	5.4
15	*****						14.8	14.3	13.8	13.3	12.8	11.7	9.0	5.2
16	*****						14.3	13.8	13.4	12.9	12.4	11.3	8.8	5.1
17	*****						13.9	13.4	13.0	12.5	12.0	11.0	8.5	4.9
18	*****						13.5	13.0	12.6	12.1	11.7	10.7	8.3	4.8
19	*****						13.1	12.7	12.3	11.8	11.4	10.4	8.0	4.6
20	*****							12.4	12.0	11.5	11.1	10.1	7.8	4.5
21	*****							12.1	11.7	11.2	10.8	9.9	7.6	4.4
22	*****							11.8	11.4	11.0	10.6	9.6	7.5	4.3
23	*****							11.5	11.2	10.7	10.3	9.4	7.3	4.2
24	*****							11.3	10.9	10.5	10.1	9.2	7.1	4.1
25	*****								10.7	10.3	9.9	9.0	7.0	4.0
30	*****									9.4	9.0	8.3	6.4	3.7
35	*****										8.4	7.6	5.9	3.4
40	*****											7.1	5.5	3.2
45	*****											6.7	5.2	3.0
50	*****												5.0	2.9
55	*****												4.7	2.7
60	*****												4.5	2.6
65	*****												4.3	2.5
70	*****													2.4
75	*****													2.3
80	*****													2.3
85	*****													2.2

NOTES: FOR CORRECT USAGE OF THESE TABLES REFER TO CHAPTER 8

APPROXIMATE VARIANCE TABLES

PAGE A- 6

GENERAL SOCIAL SURVEY CYCLE 5

NOVA SCOTIA

NUMERATOR OF PERCENTAGE ('000)	ESTIMATED PERCENTAGE													
	0.1%	1.0%	2.0%	5.0%	10.0%	15.0%	20.0%	25.0%	30.0%	35.0%	40.0%	50.0%	70.0%	90.0%
1	*****	106.2	105.7	104.0	101.3	98.4	95.5	92.4	89.3	86.1	82.7	75.5	58.5	33.8
2	*****	75.1	74.7	73.6	71.6	69.6	67.5	65.4	63.1	60.8	58.5	53.4	41.3	23.9
3	*****	61.3	61.0	60.1	58.5	56.8	55.1	53.4	51.6	49.7	47.7	43.6	33.8	19.5
4	*****	53.1	52.8	52.0	50.6	49.2	47.7	46.2	44.7	43.0	41.3	37.7	29.2	16.9
5	*****	47.5	47.3	46.5	45.3	44.0	42.7	41.3	39.9	38.5	37.0	33.8	26.1	15.1
6	*****	43.4	43.1	42.5	41.3	40.2	39.0	37.7	36.5	35.1	33.8	30.8	23.9	13.8
7	*****		39.9	39.3	38.3	37.2	36.1	34.9	33.8	32.5	31.2	28.5	22.1	12.8
8	*****		37.4	36.8	35.8	34.8	33.8	32.7	31.6	30.4	29.2	26.7	20.7	11.9
9	*****		35.2	34.7	33.8	32.8	31.8	30.8	29.8	28.7	27.6	25.2	19.5	11.3
10	*****		33.4	32.9	32.0	31.1	30.2	29.2	28.2	27.2	26.1	23.9	18.5	10.7
11	*****		31.9	31.4	30.5	29.7	28.8	27.9	26.9	25.9	24.9	22.8	17.6	10.2
12	*****		30.5	30.0	29.2	28.4	27.6	26.7	25.8	24.8	23.9	21.8	16.9	9.7
13	*****		29.3	28.9	28.1	27.3	26.5	25.6	24.8	23.9	22.9	20.9	16.2	9.4
14	*****			27.8	27.1	26.3	25.5	24.7	23.9	23.0	22.1	20.2	15.6	9.0
15	*****			26.9	26.1	25.4	24.6	23.9	23.1	22.2	21.3	19.5	15.1	8.7
16	*****			26.0	25.3	24.6	23.9	23.1	22.3	21.5	20.7	18.9	14.6	8.4
17	*****			25.2	24.6	23.9	23.2	22.4	21.7	20.9	20.1	18.3	14.2	8.2
18	*****			24.5	23.9	23.2	22.5	21.8	21.0	20.3	19.5	17.8	13.8	8.0
19	*****			23.9	23.2	22.6	21.9	21.2	20.5	19.7	19.0	17.3	13.4	7.7
20	*****			23.3	22.6	22.0	21.3	20.7	20.0	19.2	18.5	16.9	13.1	7.5
21	*****			22.7	22.1	21.5	20.8	20.2	19.5	18.8	18.0	16.5	12.8	7.4
22	*****			22.2	21.6	21.0	20.4	19.7	19.0	18.3	17.6	16.1	12.5	7.2
23	*****			21.7	21.1	20.5	19.9	19.3	18.6	17.9	17.2	15.7	12.2	7.0
24	*****			21.2	20.7	20.1	19.5	18.9	18.2	17.6	16.9	15.4	11.9	6.9
25	*****			20.8	20.3	19.7	19.1	18.5	17.9	17.2	16.5	15.1	11.7	6.8
30	*****			19.0	18.5	18.0	17.4	16.9	16.3	15.7	15.1	13.8	10.7	6.2
35	*****				17.1	16.6	16.1	15.6	15.1	14.5	14.0	12.8	9.9	5.7
40	*****				16.0	15.6	15.1	14.6	14.1	13.6	13.1	11.9	9.2	5.3
45	*****				15.1	14.7	14.2	13.8	13.3	12.8	12.3	11.3	8.7	5.0
50	*****				14.3	13.9	13.5	13.1	12.6	12.2	11.7	10.7	8.3	4.8
55	*****				13.7	13.3	12.9	12.5	12.0	11.6	11.1	10.2	7.9	4.6
60	*****				13.1	12.7	12.3	11.9	11.5	11.1	10.7	9.7	7.5	4.4
65	*****				12.6	12.2	11.8	11.5	11.1	10.7	10.3	9.4	7.3	4.2
70	*****					11.8	11.4	11.0	10.7	10.3	9.9	9.0	7.0	4.0
75	*****					11.4	11.0	10.7	10.3	9.9	9.5	8.7	6.8	3.9
80	*****					11.0	10.7	10.3	10.0	9.6	9.2	8.4	6.5	3.8
85	*****					10.7	10.4	10.0	9.7	9.3	9.0	8.2	6.3	3.7
90	*****					10.4	10.1	9.7	9.4	9.1	8.7	8.0	6.2	3.6
95	*****					10.1	9.8	9.5	9.2	8.8	8.5	7.7	6.0	3.5
100	*****					9.8	9.5	9.2	8.9	8.6	8.3	7.5	5.8	3.4

NOTES: FOR CORRECT USAGE OF THESE TABLES REFER TO CHAPTER 8

*** CONTINUES ***

APPROXIMATE VARIANCE TABLES
GENERAL SOCIAL SURVEY CYCLE 5
NOVA SCOTIA

PAGE A- 7

NUMERATOR OF PERCENTAGE ('000)	ESTIMATED PERCENTAGE													
	0.1%	1.0%	2.0%	5.0%	10.0%	15.0%	20.0%	25.0%	30.0%	35.0%	40.0%	50.0%	70.0%	90.0%
125	*****	*****	*****	*****	*****	8.5	8.3	8.0	7.7	7.4	6.8	5.2	3.0	
150	*****	*****	*****	*****	*****	7.5	7.3	7.0	6.8	6.2	4.8	3.1	1.8	
200	*****	*****	*****	*****	*****	6.3	6.1	5.8	5.3	4.1	2.4	1.6	1.5	
250	*****	*****	*****	*****	*****	5.2	4.8	3.7	2.1	1.9	1.8	1.7	1.6	
300	*****	*****	*****	*****	*****	4.4	3.4	3.1	1.8	1.7	1.6	1.5	1.5	
350	*****	*****	*****	*****	*****	3.1	2.9	2.8	1.6	1.5	1.5	1.5	1.5	
400	*****	*****	*****	*****	*****	2.9	2.8	2.8	1.6	1.5	1.5	1.5	1.5	
450	*****	*****	*****	*****	*****	2.8	2.8	2.8	1.6	1.5	1.5	1.5	1.5	
500	*****	*****	*****	*****	*****	2.8	2.8	2.8	1.6	1.5	1.5	1.5	1.5	

NOTES: FOR CORRECT USAGE OF THESE TABLES REFER TO CHAPTER 8

APPROXIMATE VARIANCE TABLES

PAGE A- 8

GENERAL SOCIAL SURVEY CYCLE 5

NEW BRUNSWICK

NUMERATOR OF PERCENTAGE ('000)	ESTIMATED PERCENTAGE													
	0.1%	1.0%	2.0%	5.0%	10.0%	15.0%	20.0%	25.0%	30.0%	35.0%	40.0%	50.0%	70.0%	90.0%
1	*****	100.4	99.9	98.4	95.8	93.1	90.3	87.4	84.5	81.4	78.2	71.4	55.3	31.9
2	*****	71.0	70.7	69.6	67.7	65.8	63.8	61.8	59.7	57.6	55.3	50.5	39.1	22.6
3	*****	58.0	57.7	56.8	55.3	53.7	52.1	50.5	48.8	47.0	45.1	41.2	31.9	18.4
4	*****	50.2	50.0	49.2	47.9	46.5	45.1	43.7	42.2	40.7	39.1	35.7	27.6	16.0
5	*****	44.9	44.7	44.0	42.8	41.6	40.4	39.1	37.8	36.4	35.0	31.9	24.7	14.3
6	*****		40.8	40.2	39.1	38.0	36.9	35.7	34.5	33.2	31.9	29.1	22.6	13.0
7	*****		37.8	37.2	36.2	35.2	34.1	33.0	31.9	30.8	29.6	27.0	20.9	12.1
8	*****		35.3	34.8	33.9	32.9	31.9	30.9	29.9	28.8	27.6	25.2	19.5	11.3
9	*****		33.3	32.8	31.9	31.0	30.1	29.1	28.2	27.1	26.1	23.8	18.4	10.6
10	*****		31.6	31.1	30.3	29.4	28.6	27.6	26.7	25.7	24.7	22.6	17.5	10.1
11	*****		30.1	29.7	28.9	28.1	27.2	26.4	25.5	24.5	23.6	21.5	16.7	9.6
12	*****			28.4	27.6	26.9	26.1	25.2	24.4	23.5	22.6	20.6	16.0	9.2
13	*****			27.3	26.6	25.8	25.0	24.2	23.4	22.6	21.7	19.8	15.3	8.9
14	*****			26.3	25.6	24.9	24.1	23.4	22.6	21.8	20.9	19.1	14.8	8.5
15	*****			25.4	24.7	24.0	23.3	22.6	21.8	21.0	20.2	18.4	14.3	8.2
16	*****			24.6	23.9	23.3	22.6	21.9	21.1	20.3	19.5	17.8	13.8	8.0
17	*****			23.9	23.2	22.6	21.9	21.2	20.5	19.7	19.0	17.3	13.4	7.7
18	*****			23.2	22.6	21.9	21.3	20.6	19.9	19.2	18.4	16.8	13.0	7.5
19	*****			22.6	22.0	21.4	20.7	20.1	19.4	18.7	17.9	16.4	12.7	7.3
20	*****			22.0	21.4	20.8	20.2	19.5	18.9	18.2	17.5	16.0	12.4	7.1
21	*****			21.5	20.9	20.3	19.7	19.1	18.4	17.8	17.1	15.6	12.1	7.0
22	*****			21.0	20.4	19.8	19.3	18.6	18.0	17.4	16.7	15.2	11.8	6.8
23	*****			20.5	20.0	19.4	18.8	18.2	17.6	17.0	16.3	14.9	11.5	6.7
24	*****			20.1	19.5	19.0	18.4	17.8	17.2	16.6	16.0	14.6	11.3	6.5
25	*****			19.7	19.2	18.6	18.1	17.5	16.9	16.3	15.6	14.3	11.1	6.4
30	*****				17.5	17.0	16.5	16.0	15.4	14.9	14.3	13.0	10.1	5.8
35	*****				16.2	15.7	15.3	14.8	14.3	13.8	13.2	12.1	9.3	5.4
40	*****				15.1	14.7	14.3	13.8	13.4	12.9	12.4	11.3	8.7	5.0
45	*****				14.3	13.9	13.5	13.0	12.6	12.1	11.7	10.6	8.2	4.8
50	*****				13.5	13.2	12.8	12.4	11.9	11.5	11.1	10.1	7.8	4.5
55	*****				12.9	12.6	12.2	11.8	11.4	11.0	10.5	9.6	7.5	4.3
60	*****					12.0	11.7	11.3	10.9	10.5	10.1	9.2	7.1	4.1
65	*****					11.5	11.2	10.8	10.5	10.1	9.7	8.9	6.9	4.0
70	*****					11.1	10.8	10.4	10.1	9.7	9.3	8.5	6.6	3.8
75	*****					10.7	10.4	10.1	9.8	9.4	9.0	8.2	6.4	3.7
80	*****					10.4	10.1	9.8	9.4	9.1	8.7	8.0	6.2	3.6
85	*****						9.8	9.5	9.2	8.8	8.5	7.7	6.0	3.5
90	*****						9.5	9.2	8.9	8.6	8.2	7.5	5.8	3.4
95	*****						9.3	9.0	8.7	8.4	8.0	7.3	5.7	3.3
100	*****						9.0	8.7	8.4	8.1	7.8	7.1	5.5	3.2

NOTES: FOR CORRECT USAGE OF THESE TABLES REFER TO CHAPTER 8

*** CONTINUES ***

APPROXIMATE VARIANCE TABLES
GENERAL SOCIAL SURVEY CYCLE 5
NEW BRUNSWICK

PAGE A- 9

NUMERATOR OF PERCENTAGE ('000)	ESTIMATED PERCENTAGE													
	0.1%	1.0%	2.0%	5.0%	10.0%	15.0%	20.0%	25.0%	30.0%	35.0%	40.0%	50.0%	70.0%	90.0%
125	*****	*****	*****	*****	*****	*****	*****	7.8	7.6	7.3	7.0	6.4	4.9	2.9
150	*****	*****	*****	*****	*****	*****	*****	6.9	6.6	6.4	6.4	5.8	4.5	2.6
200	*****	*****	*****	*****	*****	*****	*****	*****	*****	5.5	5.0	5.0	3.9	2.3
250	*****	*****	*****	*****	*****	*****	*****	*****	*****	*****	4.5	4.5	3.5	2.0
300	*****	*****	*****	*****	*****	*****	*****	*****	*****	*****	*****	3.2	3.2	1.8
350	*****	*****	*****	*****	*****	*****	*****	*****	*****	*****	*****	*****	3.0	1.7
400	*****	*****	*****	*****	*****	*****	*****	*****	*****	*****	*****	*****	*****	1.6
450	*****	*****	*****	*****	*****	*****	*****	*****	*****	*****	*****	*****	*****	1.5
500	*****	*****	*****	*****	*****	*****	*****	*****	*****	*****	*****	*****	*****	1.4

NOTES: FOR CORRECT USAGE OF THESE TABLES REFER TO CHAPTER 8

APPROXIMATE VARIANCE TABLES

PAGE A-10

GENERAL SOCIAL SURVEY CYCLE 5

QUEBEC

NUMERATOR OF PERCENTAGE ('000)	ESTIMATED PERCENTAGE													
	0.1%	1.0%	2.0%	5.0%	10.0%	15.0%	20.0%	25.0%	30.0%	35.0%	40.0%	50.0%	70.0%	90.0%
1	194.4	193.6	192.6	189.6	184.6	179.4	174.0	168.5	162.8	156.8	150.7	137.6	106.6	61.5
2	137.5	136.9	136.2	134.1	130.5	126.8	123.0	119.1	115.1	110.9	106.6	97.3	75.3	43.5
3	112.3	111.8	111.2	109.5	106.6	103.6	100.5	97.3	94.0	90.6	87.0	79.4	61.5	35.5
4	97.2	96.8	96.3	94.8	92.3	89.7	87.0	84.2	81.4	78.4	75.3	68.8	53.3	30.8
5	87.0	86.6	86.1	84.8	82.5	80.2	77.8	75.3	72.8	70.1	67.4	61.5	47.7	27.5
6	*****	79.0	78.6	77.4	75.3	73.2	71.0	68.8	66.4	64.0	61.5	56.2	43.5	25.1
7	*****	73.2	72.8	71.7	69.8	67.8	65.8	63.7	61.5	59.3	57.0	52.0	40.3	23.3
8	*****	68.4	68.1	67.0	65.3	63.4	61.5	59.6	57.5	55.5	53.3	48.6	37.7	21.8
9	*****	64.5	64.2	63.2	61.5	59.8	58.0	56.2	54.3	52.3	50.2	45.9	35.5	20.5
10	*****	61.2	60.9	60.0	58.4	56.7	55.0	53.3	51.5	49.6	47.7	43.5	33.7	19.5
11	*****	58.4	58.1	57.2	55.6	54.1	52.5	50.8	49.1	47.3	45.4	41.5	32.1	18.5
12	*****	55.9	55.6	54.7	53.3	51.8	50.2	48.6	47.0	45.3	43.5	39.7	30.8	17.8
13	*****	53.7	53.4	52.6	51.2	49.7	48.3	46.7	45.1	43.5	41.8	38.2	29.6	17.1
14	*****	51.7	51.5	50.7	49.3	47.9	46.5	45.0	43.5	41.9	40.3	36.8	28.5	16.4
15	*****	50.0	49.7	49.0	47.7	46.3	44.9	43.5	42.0	40.5	38.9	35.5	27.5	15.9
16	*****	48.4	48.1	47.4	46.1	44.8	43.5	42.1	40.7	39.2	37.7	34.4	26.6	15.4
17	*****	46.9	46.7	46.0	44.8	43.5	42.2	40.9	39.5	38.0	36.5	33.4	25.8	14.9
18	*****	45.6	45.4	44.7	43.5	42.3	41.0	39.7	38.4	37.0	35.5	32.4	25.1	14.5
19	*****	44.4	44.2	43.5	42.3	41.1	39.9	38.7	37.3	36.0	34.6	31.6	24.4	14.1
20	*****	43.3	43.1	42.4	41.3	40.1	38.9	37.7	36.4	35.1	33.7	30.8	23.8	13.8
21	*****	42.2	42.0	41.4	40.3	39.1	38.0	36.8	35.5	34.2	32.9	30.0	23.3	13.4
22	*****	41.3	41.1	40.4	39.3	38.2	37.1	35.9	34.7	33.4	32.1	29.3	22.7	13.1
23	*****	40.4	40.2	39.5	38.5	37.4	36.3	35.1	33.9	32.7	31.4	28.7	22.2	12.8
24	*****	39.5	39.3	38.7	37.7	36.6	35.5	34.4	33.2	32.0	30.8	28.1	21.8	12.6
25	*****	38.7	38.5	37.9	36.9	35.9	34.8	33.7	32.6	31.4	30.1	27.5	21.3	12.3
30	*****	35.3	35.2	34.6	33.7	32.7	31.8	30.8	29.7	28.6	27.5	25.1	19.5	11.2
35	*****	32.7	32.6	32.1	31.2	30.3	29.4	28.5	27.5	26.5	25.5	23.3	18.0	10.4
40	*****	30.6	30.5	30.0	29.2	28.4	27.5	26.6	25.7	24.8	23.8	21.8	16.8	9.7
45	*****	28.9	28.7	28.3	27.5	26.7	25.9	25.1	24.3	23.4	22.5	20.5	15.9	9.2
50	*****	27.4	27.2	26.8	26.1	25.4	24.6	23.8	23.0	22.2	21.3	19.5	15.1	8.7
55	*****	*****	26.0	25.6	24.9	24.2	23.5	22.7	21.9	21.1	20.3	18.5	14.4	8.3
60	*****	*****	24.9	24.5	23.8	23.2	22.5	21.8	21.0	20.2	19.5	17.8	13.8	7.9
65	*****	*****	23.9	23.5	22.9	22.2	21.6	20.9	20.2	19.5	18.7	17.1	13.2	7.6
70	*****	*****	23.0	22.7	22.1	21.4	20.8	20.1	19.5	18.7	18.0	16.4	12.7	7.4
75	*****	*****	22.2	21.9	21.3	20.7	20.1	19.5	18.8	18.1	17.4	15.9	12.3	7.1
80	*****	*****	21.5	21.2	20.6	20.1	19.5	18.8	18.2	17.5	16.8	15.4	11.9	6.9
85	*****	*****	20.9	20.6	20.0	19.5	18.9	18.3	17.7	17.0	16.3	14.9	11.6	6.7
90	*****	*****	20.3	20.0	19.5	18.9	18.3	17.8	17.2	16.5	15.9	14.5	11.2	6.5
95	*****	*****	19.8	19.5	18.9	18.4	17.9	17.3	16.7	16.1	15.5	14.1	10.9	6.3
100	*****	*****	19.3	19.0	18.5	17.9	17.4	16.8	16.3	15.7	15.1	13.8	10.7	6.2

NOTES: FOR CORRECT USAGE OF THESE TABLES REFER TO CHAPTER 8

*** CONTINUES ***

APPROXIMATE VARIANCE TABLES
GENERAL SOCIAL SURVEY CYCLE 5
QUEBEC

PAGE A-11

NUMERATOR OF PERCENTAGE ('000)	ESTIMATED PERCENTAGE													
	0.1%	1.0%	2.0%	5.0%	10.0%	15.0%	20.0%	25.0%	30.0%	35.0%	40.0%	50.0%	70.0%	90.0%
125	*****			17.0	16.5	16.0	15.6	15.1	14.6	14.0	13.5	12.3	9.5	5.5
150	*****			15.5	15.1	14.6	14.2	13.8	13.3	12.8	12.3	11.2	8.7	5.0
200	*****			13.4	13.1	12.7	12.3	11.9	11.5	11.1	10.7	9.7	7.5	4.4
250	*****			12.0	11.7	11.3	11.0	10.7	10.3	9.9	9.5	8.7	6.7	3.9
300	*****				10.7	10.4	10.0	9.7	9.4	9.1	8.7	7.9	6.2	3.6
350	*****				9.9	9.6	9.3	9.0	8.7	8.4	8.1	7.4	5.7	3.3
400	*****				9.2	9.0	8.7	8.4	8.1	7.8	7.5	6.9	5.3	3.1
450	*****				8.7	8.5	8.2	7.9	7.7	7.4	7.1	6.5	5.0	2.9
500	*****				8.3	8.0	7.8	7.5	7.3	7.0	6.7	6.2	4.8	2.8
750	*****					6.5	6.4	6.2	5.9	5.7	5.5	5.0	3.9	2.2
1000	*****						5.5	5.3	5.1	5.0	4.8	4.4	3.4	1.9
1500	*****							4.2	4.0	3.9	3.6	3.1	2.4	1.6
2000	*****										3.4	3.1	2.4	1.4
3000	*****												1.9	1.1
4000	*****													1.0

NOTES: FOR CORRECT USAGE OF THESE TABLES REFER TO CHAPTER 8

APPROXIMATE VARIANCE TABLES
GENERAL SOCIAL SURVEY CYCLE 5
ONTARIO

PAGE A-12

NUMERATOR OF PERCENTAGE ('000)	ESTIMATED PERCENTAGE													
	0.1%	1.0%	2.0%	5.0%	10.0%	15.0%	20.0%	25.0%	30.0%	35.0%	40.0%	50.0%	70.0%	90.0%
1	144.9	144.2	143.5	141.3	137.5	133.6	129.6	125.5	121.3	116.8	112.3	102.5	79.4	45.8
2	102.4	102.0	101.4	99.9	97.2	94.5	91.7	88.7	85.7	82.6	79.4	72.5	56.1	32.4
3	83.6	83.3	82.8	81.6	79.4	77.1	74.8	72.5	70.0	67.5	64.8	59.2	45.8	26.5
4	72.4	72.1	71.7	70.6	68.7	66.8	64.8	62.8	60.6	58.4	56.1	51.2	39.7	22.9
5	64.8	64.5	64.2	63.2	61.5	59.8	58.0	56.1	54.2	52.3	50.2	45.8	35.5	20.5
6	59.1	58.9	58.6	57.7	56.1	54.5	52.9	51.2	49.5	47.7	45.8	41.8	32.4	18.7
7	54.7	54.5	54.2	53.4	52.0	50.5	49.0	47.4	45.8	44.2	42.4	38.7	30.0	17.3
8	*****	51.0	50.7	49.9	48.6	47.2	45.8	44.4	42.9	41.3	39.7	36.2	28.1	16.2
9	*****	48.1	47.8	47.1	45.8	44.5	43.2	41.8	40.4	38.9	37.4	34.2	26.5	15.3
10	*****	45.6	45.4	44.7	43.5	42.3	41.0	39.7	38.3	36.9	35.5	32.4	25.1	14.5
11	*****	43.5	43.3	42.6	41.5	40.3	39.1	37.8	36.6	35.2	33.8	30.9	23.9	13.8
12	*****	41.6	41.4	40.8	39.7	38.6	37.4	36.2	35.0	33.7	32.4	29.6	22.9	13.2
13	*****	40.0	39.8	39.2	38.1	37.1	36.0	34.8	33.6	32.4	31.1	28.4	22.0	12.7
14	*****	38.5	38.3	37.8	36.7	35.7	34.6	33.5	32.4	31.2	30.0	27.4	21.2	12.2
15	*****	37.2	37.0	36.5	35.5	34.5	33.5	32.4	31.3	30.2	29.0	26.5	20.5	11.8
16	*****	36.0	35.9	35.3	34.4	33.4	32.4	31.4	30.3	29.2	28.1	25.6	19.8	11.5
17	*****	35.0	34.8	34.3	33.3	32.4	31.4	30.4	29.4	28.3	27.2	24.9	19.3	11.1
18	*****	34.0	33.8	33.3	32.4	31.5	30.6	29.6	28.6	27.5	26.5	24.2	18.7	10.8
19	*****	33.1	32.9	32.4	31.5	30.7	29.7	28.8	27.8	26.8	25.8	23.5	18.2	10.5
20	*****	32.2	32.1	31.6	30.7	29.9	29.0	28.1	27.1	26.1	25.1	22.9	17.7	10.2
21	*****	31.5	31.3	30.8	30.0	29.2	28.3	27.4	26.5	25.5	24.5	22.4	17.3	10.0
22	*****	30.7	30.6	30.1	29.3	28.5	27.6	26.8	25.9	24.9	23.9	21.8	16.9	9.8
23	*****	30.1	29.9	29.5	28.7	27.9	27.0	26.2	25.3	24.4	23.4	21.4	16.6	9.6
24	*****	29.4	29.3	28.8	28.1	27.3	26.5	25.6	24.8	23.9	22.9	20.9	16.2	9.4
25	*****	28.8	28.7	28.3	27.5	26.7	25.9	25.1	24.3	23.4	22.5	20.5	15.9	9.2
30	*****	26.3	26.2	25.8	25.1	24.4	23.7	22.9	22.1	21.3	20.5	18.7	14.5	8.4
35	*****	24.4	24.3	23.9	23.2	22.6	21.9	21.2	20.5	19.7	19.0	17.3	13.4	7.7
40	*****	22.8	22.7	22.3	21.7	21.1	20.5	19.8	19.2	18.5	17.7	16.2	12.6	7.2
45	*****	21.5	21.4	21.1	20.5	19.9	19.3	18.7	18.1	17.4	16.7	15.3	11.8	6.8
50	*****	20.4	20.3	20.0	19.4	18.9	18.3	17.7	17.1	16.5	15.9	14.5	11.2	6.5
55	*****	19.4	19.3	19.0	18.5	18.0	17.5	16.9	16.3	15.8	15.1	13.8	10.7	6.2
60	*****	18.6	18.5	18.2	17.7	17.2	16.7	16.2	15.7	15.1	14.5	13.2	10.2	5.9
65	*****	17.9	17.8	17.5	17.1	16.6	16.1	15.6	15.0	14.5	13.9	12.7	9.8	5.7
70	*****	17.2	17.1	16.9	16.4	16.0	15.5	15.0	14.5	14.0	13.4	12.2	9.5	5.5
75	*****	16.7	16.6	16.3	15.9	15.4	15.0	14.5	14.0	13.5	13.0	11.8	9.2	5.3
80	*****	*****	16.0	15.8	15.4	14.9	14.5	14.0	13.6	13.1	12.6	11.5	8.9	5.1
85	*****	*****	15.6	15.3	14.9	14.5	14.1	13.6	13.2	12.7	12.2	11.1	8.6	5.0
90	*****	*****	15.1	14.9	14.5	14.1	13.7	13.2	12.8	12.3	11.8	10.8	8.4	4.8
95	*****	*****	14.7	14.5	14.1	13.7	13.3	12.9	12.4	12.0	11.5	10.5	8.1	4.7
100	*****	*****	14.3	14.1	13.7	13.4	13.0	12.6	12.1	11.7	11.2	10.2	7.9	4.6

NOTES: FOR CORRECT USAGE OF THESE TABLES REFER TO CHAPTER 8

*** CONTINUES ***

APPROXIMATE VARIANCE TABLES
GENERAL SOCIAL SURVEY CYCLE 5
ONTARIO

PAGE A-13

NUMERATOR OF PERCENTAGE ('000)	ESTIMATED PERCENTAGE													
	0.1%	1.0%	2.0%	5.0%	10.0%	15.0%	20.0%	25.0%	30.0%	35.0%	40.0%	50.0%	70.0%	90.0%
125	*****		12.8	12.6	12.3	12.0	11.6	11.2	10.8	10.5	10.0	9.2	7.1	4.1
150	*****		11.7	11.5	11.2	10.9	10.6	10.2	9.9	9.5	9.2	8.4	6.5	3.7
200	*****			10.0	9.7	9.4	9.2	8.9	8.6	8.3	7.9	7.2	5.6	3.2
250	*****			8.9	8.7	8.5	8.2	7.9	7.7	7.4	7.1	6.5	5.0	2.9
300	*****			8.2	7.9	7.7	7.5	7.2	7.0	6.7	6.5	5.9	4.6	2.6
350	*****			7.6	7.3	7.1	6.9	6.7	6.5	6.2	6.0	5.5	4.2	2.4
400	*****				6.9	6.7	6.5	6.3	6.1	5.8	5.6	5.1	4.0	2.3
450	*****				6.5	6.3	6.1	5.9	5.7	5.5	5.3	4.8	3.7	2.2
500	*****				6.1	6.0	5.8	5.6	5.4	5.2	5.0	4.6	3.5	2.0
750	*****				5.0	4.9	4.7	4.6	4.4	4.3	4.1	3.7	2.9	1.7
1000	*****					4.2	4.1	4.0	3.8	3.7	3.5	3.2	2.5	1.4
1500	*****						3.3	3.2	3.1	3.0	2.9	2.6	2.0	1.2
2000	*****								2.7	2.6	2.5	2.3	1.8	1.0
3000	*****										2.0	1.9	1.4	0.8
4000	*****												1.3	0.7
5000	*****												1.1	0.6
6000	*****													0.6

NOTES: FOR CORRECT USAGE OF THESE TABLES REFER TO CHAPTER 8

APPROXIMATE VARIANCE TABLES

PAGE A-14

GENERAL SOCIAL SURVEY CYCLE 5

MANITOBA

NUMERATOR OF PERCENTAGE ('000)	ESTIMATED PERCENTAGE													
	0.1%	1.0%	2.0%	5.0%	10.0%	15.0%	20.0%	25.0%	30.0%	35.0%	40.0%	50.0%	70.0%	90.0%
1	*****	115.1	114.5	112.8	109.8	106.7	103.5	100.2	96.8	93.3	89.6	81.8	63.4	36.6
2	*****	81.4	81.0	79.7	77.6	75.4	73.2	70.8	68.4	66.0	63.4	57.8	44.8	25.9
3	*****	66.5	66.1	65.1	63.4	61.6	59.7	57.8	55.9	53.9	51.7	47.2	36.6	21.1
4	*****	57.6	57.3	56.4	54.9	53.3	51.7	50.1	48.4	46.6	44.8	40.9	31.7	18.3
5	*****	51.5	51.2	50.4	49.1	47.7	46.3	44.8	43.3	41.7	40.1	36.6	28.3	16.4
6	*****	47.0	46.8	46.0	44.8	43.5	42.2	40.9	39.5	38.1	36.6	33.4	25.9	14.9
7	*****	43.5	43.3	42.6	41.5	40.3	39.1	37.9	36.6	35.3	33.9	30.9	24.0	13.8
8	*****	40.7	40.5	39.9	38.8	37.7	36.6	35.4	34.2	33.0	31.7	28.9	22.4	12.9
9	*****		38.2	37.6	36.6	35.6	34.5	33.4	32.3	31.1	29.9	27.3	21.1	12.2
10	*****		36.2	35.7	34.7	33.7	32.7	31.7	30.6	29.5	28.3	25.9	20.0	11.6
11	*****		34.5	34.0	33.1	32.2	31.2	30.2	29.2	28.1	27.0	24.7	19.1	11.0
12	*****		33.1	32.6	31.7	30.8	29.9	28.9	27.9	26.9	25.9	23.6	18.3	10.6
13	*****		31.8	31.3	30.4	29.6	28.7	27.8	26.8	25.9	24.9	22.7	17.6	10.1
14	*****		30.6	30.1	29.3	28.5	27.7	26.8	25.9	24.9	24.0	21.9	16.9	9.8
15	*****		29.6	29.1	28.3	27.5	26.7	25.9	25.0	24.1	23.1	21.1	16.4	9.4
16	*****		28.6	28.2	27.4	26.7	25.9	25.0	24.2	23.3	22.4	20.5	15.8	9.1
17	*****			27.4	26.6	25.9	25.1	24.3	23.5	22.6	21.7	19.8	15.4	8.9
18	*****			26.6	25.9	25.1	24.4	23.6	22.8	22.0	21.1	19.3	14.9	8.6
19	*****			25.9	25.2	24.5	23.7	23.0	22.2	21.4	20.6	18.8	14.5	8.4
20	*****			25.2	24.5	23.9	23.1	22.4	21.6	20.9	20.0	18.3	14.2	8.2
21	*****			24.6	24.0	23.3	22.6	21.9	21.1	20.4	19.6	17.9	13.8	8.0
22	*****			24.0	23.4	22.7	22.1	21.4	20.6	19.9	19.1	17.4	13.5	7.8
23	*****			23.5	22.9	22.2	21.6	20.9	20.2	19.4	18.7	17.1	13.2	7.6
24	*****			23.0	22.4	21.8	21.1	20.5	19.8	19.0	18.3	16.7	12.9	7.5
25	*****			22.6	22.0	21.3	20.7	20.0	19.4	18.7	17.9	16.4	12.7	7.3
30	*****			20.6	20.0	19.5	18.9	18.3	17.7	17.0	16.4	14.9	11.6	6.7
35	*****			19.1	18.6	18.0	17.5	16.9	16.4	15.8	15.1	13.8	10.7	6.2
40	*****			17.8	17.4	16.9	16.4	15.8	15.3	14.7	14.2	12.9	10.0	5.8
45	*****				16.4	15.9	15.4	14.9	14.4	13.9	13.4	12.2	9.4	5.5
50	*****				15.5	15.1	14.6	14.2	13.7	13.2	12.7	11.6	9.0	5.2
55	*****				14.8	14.4	14.0	13.5	13.1	12.6	12.1	11.0	8.5	4.9
60	*****				14.2	13.8	13.4	12.9	12.5	12.0	11.6	10.6	8.2	4.7
65	*****				13.6	13.2	12.8	12.4	12.0	11.6	11.1	10.1	7.9	4.5
70	*****				13.1	12.7	12.4	12.0	11.6	11.1	10.7	9.8	7.6	4.4
75	*****				12.7	12.3	11.9	11.6	11.2	10.8	10.3	9.4	7.3	4.2
80	*****				12.3	11.9	11.6	11.2	10.8	10.4	10.0	9.1	7.1	4.1
85	*****					11.6	11.2	10.9	10.5	10.1	9.7	8.9	6.9	4.0
90	*****					11.2	10.9	10.6	10.2	9.8	9.4	8.6	6.7	3.9
95	*****					10.9	10.6	10.3	9.9	9.6	9.2	8.4	6.5	3.8
100	*****					10.7	10.3	10.0	9.7	9.3	9.0	8.2	6.3	3.7

NOTES: FOR CORRECT USAGE OF THESE TABLES REFER TO CHAPTER 8

*** CONTINUES ***

APPROXIMATE VARIANCE TABLES
GENERAL SOCIAL SURVEY CYCLE 5
MANITOBA

PAGE A-15

NUMERATOR OF PERCENTAGE ('000)	ESTIMATED PERCENTAGE													
	0.1%	1.0%	2.0%	5.0%	10.0%	15.0%	20.0%	25.0%	30.0%	35.0%	40.0%	50.0%	70.0%	90.0%
125	*****						9.3	9.0	8.7	8.3	8.0	7.3	5.7	3.3
150	*****						8.4	8.2	7.9	7.6	7.3	6.7	5.2	3.0
200	*****							7.1	6.8	6.6	6.3	5.8	4.5	2.6
250	*****									5.9	5.7	5.2	4.0	2.3
300	*****										5.2	4.7	3.7	2.1
350	*****											4.4	3.4	2.0
400	*****											4.1	3.2	1.8
450	*****												3.0	1.7
500	*****												2.8	1.6

NOTES: FOR CORRECT USAGE OF THESE TABLES REFER TO CHAPTER 8

APPROXIMATE VARIANCE TABLES

PAGE A-16

GENERAL SOCIAL SURVEY CYCLE 5

SASKATCHEWAN

NUMERATOR OF PERCENTAGE ('000)	ESTIMATED PERCENTAGE													
	0.1%	1.0%	2.0%	5.0%	10.0%	15.0%	20.0%	25.0%	30.0%	35.0%	40.0%	50.0%	70.0%	90.0%
1	*****	112.6	112.1	110.3	107.4	104.4	101.3	98.0	94.7	91.3	87.7	80.1	62.0	35.8
2	*****	79.7	79.3	78.0	75.9	73.8	71.6	69.3	67.0	64.5	62.0	56.6	43.8	25.3
3	*****	65.0	64.7	63.7	62.0	60.3	58.5	56.6	54.7	52.7	50.6	46.2	35.8	20.7
4	*****	56.3	56.0	55.2	53.7	52.2	50.6	49.0	47.4	45.6	43.8	40.0	31.0	17.9
5	*****	50.4	50.1	49.3	48.0	46.7	45.3	43.8	42.4	40.8	39.2	35.8	27.7	16.0
6	*****	46.0	45.8	45.0	43.8	42.6	41.3	40.0	38.7	37.3	35.8	32.7	25.3	14.6
7	*****	42.6	42.4	41.7	40.6	39.5	38.3	37.1	35.8	34.5	33.1	30.3	23.4	13.5
8	*****	*****	39.6	39.0	38.0	36.9	35.8	34.7	33.5	32.3	31.0	28.3	21.9	12.7
9	*****	*****	37.4	36.8	35.8	34.8	33.8	32.7	31.6	30.4	29.2	26.7	20.7	11.9
10	*****	*****	35.4	34.9	34.0	33.0	32.0	31.0	30.0	28.9	27.7	25.3	19.6	11.3
11	*****	*****	33.8	33.3	32.4	31.5	30.5	29.6	28.6	27.5	26.4	24.1	18.7	10.8
12	*****	*****	32.4	31.9	31.0	30.1	29.2	28.3	27.3	26.3	25.3	23.1	17.9	10.3
13	*****	*****	31.1	30.6	29.8	28.9	28.1	27.2	26.3	25.3	24.3	22.2	17.2	9.9
14	*****	*****	30.0	29.5	28.7	27.9	27.1	26.2	25.3	24.4	23.4	21.4	16.6	9.6
15	*****	*****	*****	28.5	27.7	27.0	26.1	25.3	24.5	23.6	22.6	20.7	16.0	9.2
16	*****	*****	*****	27.6	26.9	26.1	25.3	24.5	23.7	22.8	21.9	20.0	15.5	9.0
17	*****	*****	*****	26.8	26.0	25.3	24.6	23.8	23.0	22.1	21.3	19.4	15.0	8.7
18	*****	*****	*****	26.0	25.3	24.6	23.9	23.1	22.3	21.5	20.7	18.9	14.6	8.4
19	*****	*****	*****	25.3	24.6	23.9	23.2	22.5	21.7	20.9	20.1	18.4	14.2	8.2
20	*****	*****	*****	24.7	24.0	23.3	22.6	21.9	21.2	20.4	19.6	17.9	13.9	8.0
21	*****	*****	*****	24.1	23.4	22.8	22.1	21.4	20.7	19.9	19.1	17.5	13.5	7.8
22	*****	*****	*****	23.5	22.9	22.3	21.6	20.9	20.2	19.5	18.7	17.1	13.2	7.6
23	*****	*****	*****	23.0	22.4	21.8	21.1	20.4	19.8	19.0	18.3	16.7	12.9	7.5
24	*****	*****	*****	22.5	21.9	21.3	20.7	20.0	19.3	18.6	17.9	16.3	12.7	7.3
25	*****	*****	*****	22.1	21.5	20.9	20.3	19.6	18.9	18.3	17.5	16.0	12.4	7.2
30	*****	*****	*****	20.1	19.6	19.1	18.5	17.9	17.3	16.7	16.0	14.6	11.3	6.5
35	*****	*****	*****	18.7	18.2	17.6	17.1	16.6	16.0	15.4	14.8	13.5	10.5	6.1
40	*****	*****	*****	*****	17.0	16.5	16.0	15.5	15.0	14.4	13.9	12.7	9.8	5.7
45	*****	*****	*****	*****	16.0	15.6	15.1	14.6	14.1	13.6	13.1	11.9	9.2	5.3
50	*****	*****	*****	*****	15.2	14.8	14.3	13.9	13.4	12.9	12.4	11.3	8.8	5.1
55	*****	*****	*****	*****	14.5	14.1	13.7	13.2	12.8	12.3	11.8	10.8	8.4	4.8
60	*****	*****	*****	*****	13.9	13.5	13.1	12.7	12.2	11.8	11.3	10.3	8.0	4.6
65	*****	*****	*****	*****	13.3	12.9	12.6	12.2	11.7	11.3	10.9	9.9	7.7	4.4
70	*****	*****	*****	*****	12.8	12.5	12.1	11.7	11.3	10.9	10.5	9.6	7.4	4.3
75	*****	*****	*****	*****	*****	12.1	11.7	11.3	10.9	10.5	10.1	9.2	7.2	4.1
80	*****	*****	*****	*****	*****	11.7	11.3	11.0	10.6	10.2	9.8	9.0	6.9	4.0
85	*****	*****	*****	*****	*****	11.3	11.0	10.6	10.3	9.9	9.5	8.7	6.7	3.9
90	*****	*****	*****	*****	*****	11.0	10.7	10.3	10.0	9.6	9.2	8.4	6.5	3.8
95	*****	*****	*****	*****	*****	10.7	10.4	10.1	9.7	9.4	9.0	8.2	6.4	3.7
100	*****	*****	*****	*****	*****	10.4	10.1	9.8	9.5	9.1	8.8	8.0	6.2	3.6

NOTES: FOR CORRECT USAGE OF THESE TABLES REFER TO CHAPTER 8

*** CONTINUES ***

APPROXIMATE VARIANCE TABLES
GENERAL SOCIAL SURVEY CYCLE 5
SASKATCHEWAN

PAGE A-17

NUMERATOR OF PERCENTAGE ('000)	ESTIMATED PERCENTAGE													
	0.1%	1.0%	2.0%	5.0%	10.0%	15.0%	20.0%	25.0%	30.0%	35.0%	40.0%	50.0%	70.0%	90.0%
125	*****						9.1	8.8	8.5	8.2	7.8	7.2	5.5	3.2
150	*****							8.0	7.7	7.5	7.2	6.5	5.1	2.9
200	*****								6.7	6.5	6.2	5.7	4.4	2.5
250	*****									5.8	5.5	5.1	3.9	2.3
300	*****											4.6	3.6	2.1
350	*****											4.3	3.3	1.9
400	*****												3.1	1.8
450	*****												2.9	1.7
500	*****												2.8	1.6

NOTES: FOR CORRECT USAGE OF THESE TABLES REFER TO CHAPTER 8

APPROXIMATE VARIANCE TABLES

PAGE A-18

GENERAL SOCIAL SURVEY CYCLE 5

ALBERTA

NUMERATOR OF PERCENTAGE ('000)	ESTIMATED PERCENTAGE													
	0.1%	1.0%	2.0%	5.0%	10.0%	15.0%	20.0%	25.0%	30.0%	35.0%	40.0%	50.0%	70.0%	90.0%
1	143.9	143.3	142.5	140.3	136.6	132.7	128.8	124.7	120.5	116.1	111.5	101.8	78.9	45.5
2	*****	101.3	100.8	99.2	96.6	93.9	91.1	88.2	85.2	82.1	78.9	72.0	55.8	32.2
3	*****	82.7	82.3	81.0	78.9	76.6	74.3	72.0	69.5	67.0	64.4	58.8	45.5	26.3
4	*****	71.6	71.3	70.2	68.3	66.4	64.4	62.3	60.2	58.0	55.8	50.9	39.4	22.8
5	*****	64.1	63.7	62.8	61.1	59.4	57.6	55.8	53.9	51.9	49.9	45.5	35.3	20.4
6	*****	58.5	58.2	57.3	55.8	54.2	52.6	50.9	49.2	47.4	45.5	41.6	32.2	18.6
7	*****	54.1	53.9	53.0	51.6	50.2	48.7	47.1	45.5	43.9	42.2	38.5	29.8	17.2
8	*****	50.6	50.4	49.6	48.3	46.9	45.5	44.1	42.6	41.0	39.4	36.0	27.9	16.1
9	*****	47.8	47.5	46.8	45.5	44.2	42.9	41.6	40.2	38.7	37.2	33.9	26.3	15.2
10	*****	45.3	45.1	44.4	43.2	42.0	40.7	39.4	38.1	36.7	35.3	32.2	24.9	14.4
11	*****	43.2	43.0	42.3	41.2	40.0	38.8	37.6	36.3	35.0	33.6	30.7	23.8	13.7
12	*****	41.4	41.1	40.5	39.4	38.3	37.2	36.0	34.8	33.5	32.2	29.4	22.8	13.1
13	*****	39.7	39.5	38.9	37.9	36.8	35.7	34.6	33.4	32.2	30.9	28.2	21.9	12.6
14	*****	38.3	38.1	37.5	36.5	35.5	34.4	33.3	32.2	31.0	29.8	27.2	21.1	12.2
15	*****	37.0	36.8	36.2	35.3	34.3	33.2	32.2	31.1	30.0	28.8	26.3	20.4	11.8
16	*****	35.8	35.6	35.1	34.1	33.2	32.2	31.2	30.1	29.0	27.9	25.5	19.7	11.4
17	*****	34.7	34.6	34.0	33.1	32.2	31.2	30.2	29.2	28.2	27.0	24.7	19.1	11.0
18	*****	33.8	33.6	33.1	32.2	31.3	30.4	29.4	28.4	27.4	26.3	24.0	18.6	10.7
19	*****	*****	32.7	32.2	31.3	30.5	29.5	28.6	27.6	26.6	25.6	23.4	18.1	10.4
20	*****	*****	31.9	31.4	30.5	29.7	28.8	27.9	26.9	26.0	24.9	22.8	17.6	10.2
21	*****	*****	31.1	30.6	29.8	29.0	28.1	27.2	26.3	25.3	24.3	22.2	17.2	9.9
22	*****	*****	30.4	29.9	29.1	28.3	27.5	26.6	25.7	24.7	23.8	21.7	16.8	9.7
23	*****	*****	29.7	29.3	28.5	27.7	26.9	26.0	25.1	24.2	23.3	21.2	16.4	9.5
24	*****	*****	29.1	28.6	27.9	27.1	26.3	25.5	24.6	23.7	22.8	20.8	16.1	9.3
25	*****	*****	28.5	28.1	27.3	26.5	25.8	24.9	24.1	23.2	22.3	20.4	15.8	9.1
30	*****	*****	26.0	25.6	24.9	24.2	23.5	22.8	22.0	21.2	20.4	18.6	14.4	8.3
35	*****	*****	24.1	23.7	23.1	22.4	21.8	21.1	20.4	19.6	18.9	17.2	13.3	7.7
40	*****	*****	*****	22.2	21.6	21.0	20.4	19.7	19.0	18.4	17.6	16.1	12.5	7.2
45	*****	*****	*****	20.9	20.4	19.8	19.2	18.6	18.0	17.3	16.6	15.2	11.8	6.8
50	*****	*****	*****	19.8	19.3	18.8	18.2	17.6	17.0	16.4	15.8	14.4	11.2	6.4
55	*****	*****	*****	18.9	18.4	17.9	17.4	16.8	16.2	15.7	15.0	13.7	10.6	6.1
60	*****	*****	*****	18.1	17.6	17.1	16.6	16.1	15.6	15.0	14.4	13.1	10.2	5.9
65	*****	*****	*****	17.4	16.9	16.5	16.0	15.5	14.9	14.4	13.8	12.6	9.8	5.6
70	*****	*****	*****	16.8	16.3	15.9	15.4	14.9	14.4	13.9	13.3	12.2	9.4	5.4
75	*****	*****	*****	16.2	15.8	15.3	14.9	14.4	13.9	13.4	12.9	11.8	9.1	5.3
80	*****	*****	*****	15.7	15.3	14.8	14.4	13.9	13.5	13.0	12.5	11.4	8.8	5.1
85	*****	*****	*****	15.2	14.8	14.4	14.0	13.5	13.1	12.6	12.1	11.0	8.6	4.9
90	*****	*****	*****	14.8	14.4	14.0	13.6	13.1	12.7	12.2	11.8	10.7	8.3	4.8
95	*****	*****	*****	*****	14.0	13.6	13.2	12.8	12.4	11.9	11.4	10.4	8.1	4.7
100	*****	*****	*****	*****	13.7	13.3	12.9	12.5	12.0	11.6	11.2	10.2	7.9	4.6

NOTES: FOR CORRECT USAGE OF THESE TABLES REFER TO CHAPTER 8

*** CONTINUES ***

APPROXIMATE VARIANCE TABLES
GENERAL SOCIAL SURVEY CYCLE 5
ALBERTA

PAGE A-19

NUMERATOR OF PERCENTAGE ('000)	ESTIMATED PERCENTAGE													
	0.1%	1.0%	2.0%	5.0%	10.0%	15.0%	20.0%	25.0%	30.0%	35.0%	40.0%	50.0%	70.0%	90.0%
125	*****				12.2	11.9	11.5	11.2	10.8	10.4	10.0	9.1	7.1	4.1
150	*****				11.2	10.8	10.5	10.2	9.8	9.5	9.1	8.3	6.4	3.7
200	*****					9.4	9.1	8.8	8.5	8.2	7.9	7.2	5.6	3.2
250	*****					8.4	8.1	7.9	7.6	7.3	7.1	6.4	5.0	2.9
300	*****						7.4	7.2	7.0	6.7	6.4	5.9	4.6	2.6
350	*****						6.9	6.7	6.4	6.2	6.0	5.4	4.2	2.4
400	*****							6.2	6.0	5.8	5.6	5.1	3.9	2.3
450	*****							5.9	5.7	5.5	5.3	4.8	3.7	2.1
500	*****								5.4	5.2	5.0	4.6	3.5	2.0
750	*****											3.7	2.9	1.7
1000	*****												2.5	1.4
1500	*****													1.2

NOTES: FOR CORRECT USAGE OF THESE TABLES REFER TO CHAPTER 8

APPROXIMATE VARIANCE TABLES

PAGE A-20

GENERAL SOCIAL SURVEY CYCLE 5

BRITISH COLUMBIA

NUMERATOR OF PERCENTAGE ('000)	ESTIMATED PERCENTAGE													
	0.1%	1.0%	2.0%	5.0%	10.0%	15.0%	20.0%	25.0%	30.0%	35.0%	40.0%	50.0%	70.0%	90.0%
1	160.6	159.9	159.1	156.6	152.5	148.2	143.7	139.2	134.4	129.6	124.5	113.6	88.0	50.8
2	113.6	113.1	112.5	110.8	107.8	104.8	101.6	98.4	95.1	91.6	88.0	80.3	62.2	35.9
3	*****	92.3	91.8	90.4	88.0	85.5	83.0	80.3	77.6	74.8	71.9	65.6	50.8	29.3
4	*****	79.9	79.5	78.3	76.2	74.1	71.9	69.6	67.2	64.8	62.2	56.8	44.0	25.4
5	*****	71.5	71.1	70.0	68.2	66.3	64.3	62.2	60.1	57.9	55.7	50.8	39.4	22.7
6	*****	65.3	64.9	63.9	62.2	60.5	58.7	56.8	54.9	52.9	50.8	46.4	35.9	20.7
7	*****	60.4	60.1	59.2	57.6	56.0	54.3	52.6	50.8	49.0	47.0	42.9	33.3	19.2
8	*****	56.5	56.2	55.4	53.9	52.4	50.8	49.2	47.5	45.8	44.0	40.2	31.1	18.0
9	*****	53.3	53.0	52.2	50.8	49.4	47.9	46.4	44.8	43.2	41.5	37.9	29.3	16.9
10	*****	50.6	50.3	49.5	48.2	46.9	45.5	44.0	42.5	41.0	39.4	35.9	27.8	16.1
11	*****	48.2	48.0	47.2	46.0	44.7	43.3	42.0	40.5	39.1	37.5	34.3	26.5	15.3
12	*****	46.2	45.9	45.2	44.0	42.8	41.5	40.2	38.8	37.4	35.9	32.8	25.4	14.7
13	*****	44.3	44.1	43.4	42.3	41.1	39.9	38.6	37.3	35.9	34.5	31.5	24.4	14.1
14	*****	42.7	42.5	41.9	40.7	39.6	38.4	37.2	35.9	34.6	33.3	30.4	23.5	13.6
15	*****	41.3	41.1	40.4	39.4	38.3	37.1	35.9	34.7	33.5	32.1	29.3	22.7	13.1
16	*****	40.0	39.8	39.2	38.1	37.0	35.9	34.8	33.6	32.4	31.1	28.4	22.0	12.7
17	*****	38.8	38.6	38.0	37.0	35.9	34.9	33.8	32.6	31.4	30.2	27.6	21.3	12.3
18	*****	37.7	37.5	36.9	35.9	34.9	33.9	32.8	31.7	30.5	29.3	26.8	20.7	12.0
19	*****	36.7	36.5	35.9	35.0	34.0	33.0	31.9	30.8	29.7	28.6	26.1	20.2	11.7
20	*****	35.8	35.6	35.0	34.1	33.1	32.1	31.1	30.1	29.0	27.8	25.4	19.7	11.4
21	*****	34.9	34.7	34.2	33.3	32.3	31.4	30.4	29.3	28.3	27.2	24.8	19.2	11.1
22	*****	34.1	33.9	33.4	32.5	31.6	30.6	29.7	28.7	27.6	26.5	24.2	18.8	10.8
23	*****	33.3	33.2	32.7	31.8	30.9	30.0	29.0	28.0	27.0	26.0	23.7	18.4	10.6
24	*****	32.6	32.5	32.0	31.1	30.2	29.3	28.4	27.4	26.4	25.4	23.2	18.0	10.4
25	*****	*****	31.8	31.3	30.5	29.6	28.7	27.8	26.9	25.9	24.9	22.7	17.6	10.2
30	*****	*****	29.0	28.6	27.8	27.0	26.2	25.4	24.5	23.7	22.7	20.7	16.1	9.3
35	*****	*****	26.9	26.5	25.8	25.0	24.3	23.5	22.7	21.9	21.0	19.2	14.9	8.6
40	*****	*****	25.2	24.8	24.1	23.4	22.7	22.0	21.3	20.5	19.7	18.0	13.9	8.0
45	*****	*****	23.7	23.3	22.7	22.1	21.4	20.7	20.0	19.3	18.6	16.9	13.1	7.6
50	*****	*****	*****	22.2	21.6	21.0	20.3	19.7	19.0	18.3	17.6	16.1	12.4	7.2
55	*****	*****	*****	21.1	20.6	20.0	19.4	18.8	18.1	17.5	16.8	15.3	11.9	6.9
60	*****	*****	*****	20.2	19.7	19.1	18.6	18.0	17.4	16.7	16.1	14.7	11.4	6.6
65	*****	*****	*****	19.4	18.9	18.4	17.8	17.3	16.7	16.1	15.4	14.1	10.9	6.3
70	*****	*****	*****	18.7	18.2	17.7	17.2	16.6	16.1	15.5	14.9	13.6	10.5	6.1
75	*****	*****	*****	18.1	17.6	17.1	16.6	16.1	15.5	15.0	14.4	13.1	10.2	5.9
80	*****	*****	*****	17.5	17.0	16.6	16.1	15.6	15.0	14.5	13.9	12.7	9.8	5.7
85	*****	*****	*****	17.0	16.5	16.1	15.6	15.1	14.6	14.1	13.5	12.3	9.5	5.5
90	*****	*****	*****	16.5	16.1	15.6	15.2	14.7	14.2	13.7	13.1	12.0	9.3	5.4
95	*****	*****	*****	16.1	15.6	15.2	14.7	14.3	13.8	13.3	12.8	11.7	9.0	5.2
100	*****	*****	*****	15.7	15.2	14.8	14.4	13.9	13.4	13.0	12.4	11.4	8.8	5.1

NOTES: FOR CORRECT USAGE OF THESE TABLES REFER TO CHAPTER 8

*** CONTINUES ***

APPROXIMATE VARIANCE TABLES

PAGE A-21

GENERAL SOCIAL SURVEY CYCLE 5

BRITISH COLUMBIA

NUMERATOR OF PERCENTAGE ('000)	ESTIMATED PERCENTAGE													
	0.1%	1.0%	2.0%	5.0%	10.0%	15.0%	20.0%	25.0%	30.0%	35.0%	40.0%	50.0%	70.0%	90.0%
125	*****				13.6	13.3	12.9	12.4	12.0	11.6	11.1	10.2	7.9	4.5
150	*****				12.4	12.1	11.7	11.4	11.0	10.6	10.2	9.3	7.2	4.1
200	*****				10.8	10.5	10.2	9.8	9.5	9.2	8.8	8.0	6.2	3.6
250	*****					9.4	9.1	8.8	8.5	8.2	7.9	7.2	5.6	3.2
300	*****					8.6	8.3	8.0	7.8	7.5	7.2	6.6	5.1	2.9
350	*****					7.9	7.7	7.4	7.2	6.9	6.7	6.1	4.7	2.7
400	*****						7.2	7.0	6.7	6.5	6.2	5.7	4.4	2.5
450	*****						6.8	6.6	6.3	6.1	5.9	5.4	4.1	2.4
500	*****							6.2	6.0	5.8	5.6	5.1	3.9	2.3
750	*****								4.7	4.5		4.1	3.2	1.9
1000	*****											3.6	2.8	1.6
1500	*****												2.3	1.3
2000	*****													1.1

NOTES: FOR CORRECT USAGE OF THESE TABLES REFER TO CHAPTER 8

APPROXIMATE VARIANCE TABLES

PAGE A-22

GENERAL SOCIAL SURVEY CYCLE 5

ATLANTIC PROVINCES

NUMERATOR OF PERCENTAGE ('000)	ESTIMATED PERCENTAGE													
	0.1%	1.0%	2.0%	5.0%	10.0%	15.0%	20.0%	25.0%	30.0%	35.0%	40.0%	50.0%	70.0%	90.0%
1	99.6	99.1	98.6	97.1	94.5	91.8	89.1	86.3	83.3	80.3	77.2	70.4	54.6	31.5
2	*****	70.1	69.7	68.7	66.8	64.9	63.0	61.0	58.9	56.8	54.6	49.8	38.6	22.3
3	*****	57.2	56.9	56.1	54.6	53.0	51.4	49.8	48.1	46.4	44.6	40.7	31.5	18.2
4	*****	49.6	49.3	48.5	47.3	45.9	44.6	43.1	41.7	40.2	38.6	35.2	27.3	15.8
5	*****	44.3	44.1	43.4	42.3	41.1	39.8	38.6	37.3	35.9	34.5	31.5	24.4	14.1
6	*****	40.5	40.3	39.6	38.6	37.5	36.4	35.2	34.0	32.8	31.5	28.8	22.3	12.9
7	*****	37.5	37.3	36.7	35.7	34.7	33.7	32.6	31.5	30.4	29.2	26.6	20.6	11.9
8	*****	35.0	34.9	34.3	33.4	32.5	31.5	30.5	29.5	28.4	27.3	24.9	19.3	11.1
9	*****	33.0	32.9	32.4	31.5	30.6	29.7	28.8	27.8	26.8	25.7	23.5	18.2	10.5
10	*****	31.3	31.2	30.7	29.9	29.0	28.2	27.3	26.4	25.4	24.4	22.3	17.3	10.0
11	*****	29.9	29.7	29.3	28.5	27.7	26.9	26.0	25.1	24.2	23.3	21.2	16.5	9.5
12	*****	28.6	28.5	28.0	27.3	26.5	25.7	24.9	24.1	23.2	22.3	20.3	15.8	9.1
13	*****	27.5	27.4	26.9	26.2	25.5	24.7	23.9	23.1	22.3	21.4	19.5	15.1	8.7
14	*****	26.5	26.4	26.0	25.3	24.5	23.8	23.1	22.3	21.5	20.6	18.8	14.6	8.4
15	*****	25.6	25.5	25.1	24.4	23.7	23.0	22.3	21.5	20.7	19.9	18.2	14.1	8.1
16	*****	24.8	24.7	24.3	23.6	23.0	22.3	21.6	20.8	20.1	19.3	17.6	13.6	7.9
17	*****	24.0	23.9	23.5	22.9	22.3	21.6	20.9	20.2	19.5	18.7	17.1	13.2	7.6
18	*****	*****	23.2	22.9	22.3	21.6	21.0	20.3	19.6	18.9	18.2	16.6	12.9	7.4
19	*****	*****	22.6	22.3	21.7	21.1	20.4	19.8	19.1	18.4	17.7	16.2	12.5	7.2
20	*****	*****	22.1	21.7	21.1	20.5	19.9	19.3	18.6	18.0	17.3	15.8	12.2	7.0
21	*****	*****	21.5	21.2	20.6	20.0	19.4	18.8	18.2	17.5	16.8	15.4	11.9	6.9
22	*****	*****	21.0	20.7	20.1	19.6	19.0	18.4	17.8	17.1	16.5	15.0	11.6	6.7
23	*****	*****	20.6	20.2	19.7	19.2	18.6	18.0	17.4	16.7	16.1	14.7	11.4	6.6
24	*****	*****	20.1	19.8	19.3	18.7	18.2	17.6	17.0	16.4	15.8	14.4	11.1	6.4
25	*****	*****	19.7	19.4	18.9	18.4	17.8	17.3	16.7	16.1	15.4	14.1	10.9	6.3
30	*****	*****	18.0	17.7	17.3	16.8	16.3	15.8	15.2	14.7	14.1	12.9	10.0	5.8
35	*****	*****	16.7	16.4	16.0	15.5	15.1	14.6	14.1	13.6	13.0	11.9	9.2	5.3
40	*****	*****	*****	15.4	14.9	14.5	14.1	13.6	13.2	12.7	12.2	11.1	8.6	5.0
45	*****	*****	*****	14.5	14.1	13.7	13.3	12.9	12.4	12.0	11.5	10.5	8.1	4.7
50	*****	*****	*****	13.7	13.4	13.0	12.6	12.2	11.8	11.4	10.9	10.0	7.7	4.5
55	*****	*****	*****	13.1	12.7	12.4	12.0	11.6	11.2	10.8	10.4	9.5	7.4	4.2
60	*****	*****	*****	12.5	12.2	11.9	11.5	11.1	10.8	10.4	10.0	9.1	7.0	4.1
65	*****	*****	*****	12.0	11.7	11.4	11.1	10.7	10.3	10.0	9.6	8.7	6.8	3.9
70	*****	*****	*****	11.6	11.3	11.0	10.6	10.3	10.0	9.6	9.2	8.4	6.5	3.8
75	*****	*****	*****	11.2	10.9	10.6	10.3	10.0	9.6	9.3	8.9	8.1	6.3	3.6
80	*****	*****	*****	10.9	10.6	10.3	10.0	9.6	9.3	9.0	8.6	7.9	6.1	3.5
85	*****	*****	*****	10.5	10.3	10.0	9.7	9.4	9.0	8.7	8.4	7.6	5.9	3.4
90	*****	*****	*****	*****	10.0	9.7	9.4	9.1	8.8	8.5	8.1	7.4	5.8	3.3
95	*****	*****	*****	*****	9.7	9.4	9.1	8.9	8.6	8.2	7.9	7.2	5.6	3.2
100	*****	*****	*****	*****	9.5	9.2	8.9	8.6	8.3	8.0	7.7	7.0	5.5	3.2

NOTES: FOR CORRECT USAGE OF THESE TABLES REFER TO CHAPTER 8

*** CONTINUES ***

APPROXIMATE VARIANCE TABLES
GENERAL SOCIAL SURVEY CYCLE 5
ATLANTIC PROVINCES

PAGE A-23

NUMERATOR OF PERCENTAGE ('000)	ESTIMATED PERCENTAGE													
	0.1%	1.0%	2.0%	5.0%	10.0%	15.0%	20.0%	25.0%	30.0%	35.0%	40.0%	50.0%	70.0%	90.0%
125	*****				8.5	8.2	8.0	7.7	7.5	7.2	6.9	6.3	4.9	2.8
150	*****				7.7	7.5	7.3	7.0	6.8	6.6	6.3	5.8	4.5	2.6
200	*****					6.5	6.3	6.1	5.9	5.7	5.5	5.0	3.9	2.2
250	*****						5.8	5.6	5.5	5.3	5.1	4.9	4.5	2.0
300	*****							5.1	5.0	4.8	4.6	4.5	4.1	3.2
350	*****								4.8	4.6	4.5	4.3	3.8	2.9
400	*****									4.3	4.2	4.0	3.9	3.5
450	*****										3.9	3.8	3.6	3.3
500	*****											3.7	3.6	3.5
750	*****												3.2	2.4
1000	*****													2.6
1500	*****													2.0

NOTES: FOR CORRECT USAGE OF THESE TABLES REFER TO CHAPTER 8

GENERAL SOCIAL SURVEY CYCLE 5

PRAIRIE PROVINCES

NUMERATOR OF PERCENTAGE ('000)	ESTIMATED PERCENTAGE													
	0.1%	1.0%	2.0%	5.0%	10.0%	15.0%	20.0%	25.0%	30.0%	35.0%	40.0%	50.0%	70.0%	90.0%
1	130.2	129.6	129.0	127.0	123.6	120.1	116.5	112.8	109.0	105.1	100.9	92.1	71.4	41.2
2	92.1	91.7	91.2	89.8	87.4	84.9	82.4	79.8	77.1	74.3	71.4	65.2	50.5	29.1
3	75.2	74.9	74.5	73.3	71.4	69.4	67.3	65.2	62.9	60.7	58.3	53.2	41.2	23.8
4	*****	64.8	64.5	63.5	61.8	60.1	58.3	56.4	54.5	52.5	50.5	46.1	35.7	20.6
5	*****	58.0	57.7	56.8	55.3	53.7	52.1	50.5	48.8	47.0	45.1	41.2	31.9	18.4
6	*****	52.9	52.7	51.8	50.5	49.0	47.6	46.1	44.5	42.9	41.2	37.6	29.1	16.8
7	*****	49.0	48.8	48.0	46.7	45.4	44.1	42.7	41.2	39.7	38.1	34.8	27.0	15.6
8	*****	45.8	45.6	44.9	43.7	42.5	41.2	39.9	38.5	37.1	35.7	32.6	25.2	14.6
9	*****	43.2	43.0	42.3	41.2	40.0	38.8	37.6	36.3	35.0	33.6	30.7	23.8	13.7
10	*****	41.0	40.8	40.2	39.1	38.0	36.9	35.7	34.5	33.2	31.9	29.1	22.6	13.0
11	*****	39.1	38.9	38.3	37.3	36.2	35.1	34.0	32.9	31.7	30.4	27.8	21.5	12.4
12	*****	37.4	37.2	36.7	35.7	34.7	33.6	32.6	31.5	30.3	29.1	26.6	20.6	11.9
13	*****	36.0	35.8	35.2	34.3	33.3	32.3	31.3	30.2	29.1	28.0	25.6	19.8	11.4
14	*****	34.7	34.5	33.9	33.0	32.1	31.1	30.2	29.1	28.1	27.0	24.6	19.1	11.0
15	*****	33.5	33.3	32.8	31.9	31.0	30.1	29.1	28.1	27.1	26.1	23.8	18.4	10.6
16	*****	32.4	32.2	31.8	30.9	30.0	29.1	28.2	27.3	26.3	25.2	23.0	17.8	10.3
17	*****	31.4	31.3	30.8	30.0	29.1	28.3	27.4	26.4	25.5	24.5	22.3	17.3	10.0
18	*****	30.6	30.4	29.9	29.1	28.3	27.5	26.6	25.7	24.8	23.8	21.7	16.8	9.7
19	*****	29.7	29.6	29.1	28.4	27.6	26.7	25.9	25.0	24.1	23.2	21.1	16.4	9.5
20	*****	29.0	28.8	28.4	27.6	26.9	26.1	25.2	24.4	23.5	22.6	20.6	16.0	9.2
21	*****	28.3	28.1	27.7	27.0	26.2	25.4	24.6	23.8	22.9	22.0	20.1	15.6	9.0
22	*****	27.6	27.5	27.1	26.4	25.6	24.8	24.1	23.2	22.4	21.5	19.6	15.2	8.8
23	*****	27.0	26.9	26.5	25.8	25.0	24.3	23.5	22.7	21.9	21.0	19.2	14.9	8.6
24	*****	26.5	26.3	25.9	25.2	24.5	23.8	23.0	22.3	21.4	20.6	18.8	14.6	8.4
25	*****	25.9	25.8	25.4	24.7	24.0	23.3	22.6	21.8	21.0	20.2	18.4	14.3	8.2
30	*****	23.7	23.6	23.2	22.6	21.9	21.3	20.6	19.9	19.2	18.4	16.8	13.0	7.5
35	*****	*****	21.8	21.5	20.9	20.3	19.7	19.1	18.4	17.8	17.1	15.6	12.1	7.0
40	*****	*****	20.4	20.1	19.5	19.0	18.4	17.8	17.2	16.6	16.0	14.6	11.3	6.5
45	*****	*****	19.2	18.9	18.4	17.9	17.4	16.8	16.3	15.7	15.0	13.7	10.6	6.1
50	*****	*****	18.2	18.0	17.5	17.0	16.5	16.0	15.4	14.9	14.3	13.0	10.1	5.8
55	*****	*****	17.4	17.1	16.7	16.2	15.7	15.2	14.7	14.2	13.6	12.4	9.6	5.6
60	*****	*****	16.7	16.4	16.0	15.5	15.0	14.6	14.1	13.6	13.0	11.9	9.2	5.3
65	*****	*****	16.0	15.8	15.3	14.9	14.5	14.0	13.5	13.0	12.5	11.4	8.9	5.1
70	*****	*****	*****	15.2	14.8	14.4	13.9	13.5	13.0	12.6	12.1	11.0	8.5	4.9
75	*****	*****	*****	14.7	14.3	13.9	13.5	13.0	12.6	12.1	11.7	10.6	8.2	4.8
80	*****	*****	*****	14.2	13.8	13.4	13.0	12.6	12.2	11.7	11.3	10.3	8.0	4.6
85	*****	*****	*****	13.8	13.4	13.0	12.6	12.2	11.8	11.4	10.9	10.0	7.7	4.5
90	*****	*****	*****	13.4	13.0	12.7	12.3	11.9	11.5	11.1	10.6	9.7	7.5	4.3
95	*****	*****	*****	13.0	12.7	12.3	12.0	11.6	11.2	10.8	10.4	9.5	7.3	4.2
100	*****	*****	*****	12.7	12.4	12.0	11.7	11.3	10.9	10.5	10.1	9.2	7.1	4.1

NOTES: FOR CORRECT USAGE OF THESE TABLES REFER TO CHAPTER 8

*** CONTINUES ***

APPROXIMATE VARIANCE TABLES
GENERAL SOCIAL SURVEY CYCLE 5
PRAIRIE PROVINCES

PAGE A-25

NUMERATOR OF PERCENTAGE ('000)	ESTIMATED PERCENTAGE													
	0.1%	1.0%	2.0%	5.0%	10.0%	15.0%	20.0%	25.0%	30.0%	35.0%	40.0%	50.0%	70.0%	90.0%
125	*****			11.4	11.1	10.7	10.4	10.1	9.8	9.4	9.0	8.2	6.4	3.7
150	*****			10.4	10.1	9.8	9.5	9.2	8.9	8.6	8.2	7.5	5.8	3.4
200	*****				8.7	8.5	8.2	8.0	7.7	7.4	7.1	6.5	5.0	2.9
250	*****				7.8	7.6	7.4	7.1	6.9	6.6	6.4	5.8	4.5	2.6
300	*****				7.1	6.9	6.7	6.5	6.3	6.1	5.8	5.3	4.1	2.4
350	*****					6.4	6.2	6.0	5.8	5.6	5.4	4.9	3.8	2.2
400	*****					6.0	5.8	5.6	5.5	5.3	5.0	4.6	3.6	2.1
450	*****					5.7	5.5	5.3	5.1	5.0	4.8	4.3	3.4	1.9
500	*****					5.4	5.2	5.0	4.9	4.7	4.5	4.1	3.2	1.8
750	*****							4.1	4.0	3.8	3.7	3.4	2.6	1.5
1000	*****								3.4	3.3	3.2	2.9	2.3	1.3
1500	*****											2.4	1.8	1.1
2000	*****												1.6	0.9
3000	*****													0.8

NOTES: FOR CORRECT USAGE OF THESE TABLES REFER TO CHAPTER 8

APPENDIX B

Survey Documents



CONFIDENTIAL
when completed

CONFIDENTIEL
une fois rempli

General Social Survey Control Form

Enquête sociale générale Formule de contrôle

1: 2:

3: 4: 5:

TELEPHONE NUMBER LABEL
ÉTIQUETTE NUMÉRO DE TÉLÉPHONE

Authority: Statistics Act,
Revised Statutes of Canada,
1985, Chapter S19.

Déclaration exigée en vertu de la
Loi sur la statistique,
Lois révisées du Canada,
1985, chapitre S19.

RECORD OF CALLS - REGISTRE DES APPELS

10	11 Date		12 Start Début		13 Finish Fin		14 Result Résultat	15 Interviewer's Name Nom de l'intervieweur	16 Comments Remarques
	Day Jour	Month Mois	Hour Heure	Min. Min.	Hour Heure	Min. Min.			
01									
02									
03									
04									
05									
06									
07									
08									
09									
10									
11									
12									
13									
14									
15									
16									
17									
18									
19									
20									
21									
22									
23									
24									
25									

17. Call Coverage by Time of Day and Day of Week Appels selon l'heure et le jour

Time Period Heure	Mon. Lun.	Tues. Mar.	Wed. Mer.	Thur. Jeu.	Fri. Ven.	Sat. Sam.
09:00 - 12:00						
12:01 - 16:00						
16:01 - 19:00						
19:01 - 21:00						

18. Forms Control Contrôle des formules

Form Formule	Number of forms Nombre de formules
GSS/ESG 5-1	<input type="text"/>
GSS/ESG 5-2	<input type="text"/>

19. Interviewer Number No de l'intervieweur

Senior Interviewer
Only
Intervieweur principal
seulement

20. Final Status Etat final

<p>30. Hello, I'm from Statistics Canada. I'm calling you for a survey on family and friends. (My supervisor is working with me today and may listen to the interview to evaluate the survey.)</p>	<p>Bonjour, ici de Statistique Canada. Nous vous appelons concernant une enquête sur la famille et les amis. (Mon surveillant travaille avec moi aujourd'hui. Il se peut qu'il écoute notre conversation pour évaluer l'enquête.)</p>
<p>31. I'd like to make sure that I've dialed the right number. Is this (read number)?</p> <p>Yes <input type="radio"/></p> <p>No <input type="radio"/> → Dial again, if still wrong. END</p>	<p>J'aimerais m'assurer que j'ai composé le bon numéro. S'agit-il du n° (lire le numéro)?</p> <p>Oui <input type="radio"/></p> <p>Non <input type="radio"/> → Composez de nouveau. S'il s'agit encore d'un mauvais numéro, METTEZ FIN À L'INTERVIEW.</p>
<p>32. All information we collect in this voluntary survey will be kept confidential. Your participation is essential if the survey results are to be accurate.</p>	<p>Tous les renseignements que vous fournirez pour cette enquête volontaire resteront confidentiels. Votre participation est essentielle afin que les résultats soient précis.</p>
<p>33. Is this the number for a business, an institution or a private home?</p> <p>Private home <input type="radio"/> } → Go to 36</p> <p>Both home and business <input type="radio"/> }</p> <p>Business, institution or other non residence <input type="radio"/></p>	<p>S'agit-il du numéro d'une entreprise, d'un établissement ou d'une maison privée?</p> <p>Maison privée <input type="radio"/> } → Passez à 36</p> <p>Entreprise et maison privée <input type="radio"/> }</p> <p>Entreprise, établissement ou autre immeuble non résidentiel <input type="radio"/></p>
<p>34. Does anyone use this telephone number as a home phone number?</p> <p>Yes <input type="radio"/></p> <p>No <input type="radio"/> → Thank respondent and END</p>	<p>Quelqu'un utilise-t-il ce numéro de téléphone comme numéro personnel?</p> <p>Oui <input type="radio"/></p> <p>Non <input type="radio"/> → Remerciez le répondant et METTEZ FIN À L'INTERVIEW.</p>
<p>35. How many persons live or stay at this address and use this number as a home phone number?</p> <p>Less than 15 <input type="radio"/></p> <p>15 or more <input type="radio"/> → Make appointment.</p>	<p>Combien de personnes vivent ou demeurent à cette adresse et utilisent ce numéro de téléphone comme numéro personnel?</p> <p>Moins de 15 <input type="radio"/></p> <p>15 ou plus <input type="radio"/> → Fixez un rendez-vous.</p>
<p>36. I need to select one person from your household for an interview. Starting with the oldest, what is the name and age of each person living or staying there who has no usual place of residence elsewhere?</p> <p>(Enter names and ages in items 42 and 44.)</p>	<p>Je dois choisir une personne de votre ménage pour une interview. En commençant par la personne la plus âgée du ménage, quel est le nom et l'âge de chaque personne qui vit ou demeure à cet endroit et qui n'a pas d'autre lieu habituel de résidence.</p> <p>(Inscrivez le nom et l'âge aux rubriques 42 et 44.)</p>
<p>37. INTERVIEWER: Complete items 45 through 51 for each person recorded in item 42.</p> <p>Refer to Interviewer Reference Card for instructions and codes.</p> <p>Then go to item 60.</p>	<p>INTERVIEWEUR: Remplissez les rubriques 45 à 51 pour chaque personne inscrite à la rubrique 42.</p> <p>Pour les instructions et les codes, voir la Fiche de référence de l'intervieweur.</p> <p>Puis, passez à la rubrique 60.</p>

1: [] [] [] - [] [] [] - [] [] [] [] 2: []

SELECTION GRID LABEL
ÉTIQUETTE GRILLE DE SÉLECTION

A = Eligible Household Members Membres admissibles du ménage

B = Selection Number Numéro de sélection

40.	41.	42.	43.	44.
Page	Line	Names of Household Members	Sel. No.	Age
Page	Ligne	Noms des membres du ménage	N° de Sél.	Âge
	1			
	2			
	3			
	4			
	5			
	6			
	7			
	8			

<p>60. INTERVIEWER: Enter the Page-Line Number of person giving the preceding information</p> <p style="text-align: right;">Page-Line Number of household respondent</p> <p style="text-align: center;">7 </p>	<p>INTERVIEWEUR: Inscrivez le numéro de page-ligne de la personne qui donne les renseignements précédents ...</p> <p style="text-align: right;">Numéro de page-ligne du répondant du ménage</p> <p style="text-align: center;">7 </p>
<p>61. Are there any persons away from this household attending school, visiting, travelling or in the hospital who USUALLY live there?</p> <p>Yes <input type="radio"/> → Enter names and complete items 44 through 51.</p> <p>No <input type="radio"/></p>	<p>Y a-t-il d'autres personnes qui sont absentes du ménage parce qu'elles sont aux études, en visite, en voyage ou à l'hôpital mais qui demeurent HABITUELLEMENT là?</p> <p>Oui <input type="radio"/> → Inscrivez leur nom et remplissez les rubriques 44 à 51.</p> <p>Non <input type="radio"/></p>
<p>62. Does anyone else live there, such as other relatives, roomers, boarders or employees?</p> <p>Yes <input type="radio"/> → Enter names and complete items 44 through 51.</p> <p>No <input type="radio"/></p>	<p>Y a-t-il d'autres personnes qui demeurent là, par exemple des personnes apparentées, des chambreurs, des pensionnaires ou des employés?</p> <p>Oui <input type="radio"/> → Inscrivez leur nom et remplissez les rubriques 44 à 51.</p> <p>Non <input type="radio"/></p>
<p>63. INTERVIEWER: In item 43 number the persons 15 years of age and over in order from oldest to youngest. Enter number of eligible household members...</p> <p style="text-align: right;">Number of eligible household members</p> <p style="text-align: center;">8 </p>	<p>INTERVIEWEUR: À la rubrique 43, attribuez un numéro aux personnes âgées de 15 ans et plus - de la plus âgée à la plus jeune. Inscrivez le nombre de personnes admissibles du ménage ...</p> <p style="text-align: right;">Nombre de personnes admissibles du ménage</p> <p style="text-align: center;">8 </p>
<p>64. INTERVIEWER: Determine the selected respondent by referring to the Selection Grid Label. In item 43 circle the selection number of the selected respondent and enter Page-Line Number ...</p> <p style="text-align: right;">Page-Line Number of selected respondent</p> <p style="text-align: center;">9 </p>	<p>INTERVIEWEUR: Déterminez le répondant sélectionné en utilisant l'étiquette grille de sélection. À la rubrique 43, encerclez le numéro de sélection du répondant sélectionné et inscrivez le numéro de page-ligne ...</p> <p style="text-align: right;">Numéro de page-ligne du répondant sélectionné</p> <p style="text-align: center;">9 </p>
<p>65. The person I am to interview is (read name). (Is he/she there?)</p> <p>Yes <input type="radio"/> → Go to Form GSS 5-2 and begin interview.</p> <p>No <input type="radio"/> → Set up appointment and enter details in item 16.</p>	<p>La personne que je vais interviewer est (lisez le nom). (Est-Il/elle là?)</p> <p>Oui <input type="radio"/> → Passez à la formule ESG 5-2 et commencez l'interview.</p> <p>Non <input type="radio"/> → Fixez un rendez-vous et inscrivez les détails à la rubrique 16.</p>

45. Sex		46. What is ...'s marital status?						47. Family Identifier	48. What is ...'s relationship to ... (Head of Family)?										Page-Line Number of: / Numéro de page-ligne de:		
Sexe		Quel est l'état matrimonial de ... ?						Code-famille	Quel est le lien de ... avec ... (chef de famille)?										49. Spouse / Partner	50. Mother	51. Father
M	F	M	W/V	Sep. Div.	Single Cel.																
1	2	3	4	5	6																
<input type="radio"/>	<input type="radio"/>	<input type="radio"/>	<input type="radio"/>	<input type="radio"/>	<input type="radio"/>																
4	5	6	7	8	9																
<input type="radio"/>	<input type="radio"/>	<input type="radio"/>	<input type="radio"/>	<input type="radio"/>	<input type="radio"/>																
1	2	3	4	5	6																
<input type="radio"/>	<input type="radio"/>	<input type="radio"/>	<input type="radio"/>	<input type="radio"/>	<input type="radio"/>																
4	5	6	7	8	9																
<input type="radio"/>	<input type="radio"/>	<input type="radio"/>	<input type="radio"/>	<input type="radio"/>	<input type="radio"/>																
1	2	3	4	5	6																
<input type="radio"/>	<input type="radio"/>	<input type="radio"/>	<input type="radio"/>	<input type="radio"/>	<input type="radio"/>																
4	5	6	7	8	9																
<input type="radio"/>	<input type="radio"/>	<input type="radio"/>	<input type="radio"/>	<input type="radio"/>	<input type="radio"/>																
1	2	3	4	5	6																
<input type="radio"/>	<input type="radio"/>	<input type="radio"/>	<input type="radio"/>	<input type="radio"/>	<input type="radio"/>																
4	5	6	7	8	9																
<input type="radio"/>	<input type="radio"/>	<input type="radio"/>	<input type="radio"/>	<input type="radio"/>	<input type="radio"/>																

RECORD OF CALLS - REGISTRE DES APPELS									
10	11 Date		12 Start Début		13 Finish Fin		14 Result Résultat	15 Interviewer's Name Nom de l'intervieweur	16 Comments Remarques
	Day Jour	Month Mois	Hour Heure	Min. Min.	Hour Heure	Min. Min.			
26									
27									
28									
29									
30									
31									
32									
33									
34									
35									
36									
37									
38									
39									
40									
41									
42									
43									
44									
45									
46									
47									
48									
49									
50									
51									
52									
53									
54									
55									
56									
57									
58									
59									
60									
61									
62									
63									
64									
65									
66									
67									



Statistics
Canada

Statistique
Canada

Interviewer's Name

1: - - Telephone Number

5: Label Identification Number

Page-Line Number

1 Type

GSS 5-2

Confidential when completed

Authority:
Statistics Act,
Revised Statutes of Canada,
1985, Chapter S19.

GENERAL SOCIAL SURVEY

FAMILY AND FRIENDS

QUESTIONNAIRE

AGES 15 YEARS AND OVER

A SECTION A: Parents and grandparents													
<p>A0. INTERVIEWER:</p> <p><i>Repeat the introduction below if selected respondent is different from household respondent.</i></p> <p>Hello, I'm from Statistics Canada. I'm calling you for a survey on family and friends.</p> <p>All the information we collect in this voluntary survey will be kept confidential. Your participation is essential if the survey results are to be accurate.</p>	<p>A8. Does she live within ...</p> <p>10 km (6 miles or 10 minutes by car)? 1 <input type="radio"/></p> <p>50 km (30 miles or 30 minutes by car)? 2 <input type="radio"/></p> <p>100 km (60 miles or 1 hour by car)? 3 <input type="radio"/></p> <p>200 km (120 miles or 2 hours by car)? 4 <input type="radio"/></p> <p>400 km (240 miles or 4 hours by car)? 5 <input type="radio"/></p> <p>1000 km (600 miles or 10 hours by car)? 6 <input type="radio"/></p> <p>Beyond 1000 km and living in Canada or United States (more than 600 miles or 10 hours by car)? 7 <input type="radio"/></p> <p>Outside Canada or United States? 8 <input type="radio"/></p> <p>Don't know 9 <input type="radio"/></p>												
<p>A1. The following questions are about your parents and grandparents.</p>	<p>A9. During the past 12 months how often did you see your mother? Did you see her ...</p> <p>Daily? 1 <input type="radio"/></p> <p>At least once a week? 2 <input type="radio"/></p> <p>At least once a month? 3 <input type="radio"/></p> <p>Less than once a month? 4 <input type="radio"/></p> <p>Not at all? 5 <input type="radio"/> → GO TO A11</p>												
<p>A2. In what country was your mother born?</p> <p>Canada 1 <input type="radio"/> → In which province or territory?</p> <p>Newfoundland 01 <input type="radio"/></p> <p>Prince Edward Island .. 02 <input type="radio"/></p> <p>Nova Scotia 03 <input type="radio"/></p> <p>New Brunswick 04 <input type="radio"/></p> <p>Quebec 05 <input type="radio"/></p> <p>Ontario 06 <input type="radio"/></p> <p>Manitoba 07 <input type="radio"/></p> <p>Saskatchewan 08 <input type="radio"/></p> <p>Alberta 09 <input type="radio"/></p> <p>British Columbia 10 <input type="radio"/></p> <p>Yukon Territory 11 <input type="radio"/></p> <p>Northwest Territories .. 12 <input type="radio"/></p> <p>Country outside Canada 2 <input type="radio"/> → Specify</p> <table border="1" style="width: 100%; height: 20px; border-collapse: collapse;"></table> <table border="1" style="width: 100%; height: 20px; border-collapse: collapse;"></table>	<p>A10. Did you usually see her ...</p> <p>At your home? 6 <input type="radio"/></p> <p>At her usual place of residence? 7 <input type="radio"/></p> <p>Somewhere else? 8 <input type="radio"/></p> <p style="text-align: center;">↓ Specify</p> <table border="1" style="width: 100%; height: 20px; border-collapse: collapse;"></table> <table border="1" style="width: 100%; height: 20px; border-collapse: collapse;"></table> <p>Equally at both residences 9 <input type="radio"/></p>												
<p>A3. Is your mother still living?</p> <p>Yes 3 <input type="radio"/></p> <p>No 4 <input type="radio"/> → When did she die?</p> <p style="text-align: center;"> <table border="1" style="width: 50px; height: 20px; border-collapse: collapse;"></table> year </p> <p>Don't know 98 <input type="radio"/> → GO TO A22</p> <p>Don't know 5 <input type="radio"/> → GO TO A22</p>	<p>A11. Do you see your mother ...</p> <p>Less often than you would like? 1 <input type="radio"/></p> <p>More often than you would like? 2 <input type="radio"/> } GO TO A13</p> <p>About the right amount? 3 <input type="radio"/></p>												
<p>A4. How old is your mother?</p> <p><table border="1" style="width: 40px; height: 20px; border-collapse: collapse;"></table> years</p> <p>Don't know 00 <input type="radio"/></p>	<p>A12. What prevents you from seeing her more often?</p> <p>(Mark all that apply)</p> <p>Distance 01 <input type="radio"/></p> <p>Poor relationship with her 02 <input type="radio"/></p> <p>Shortage of your time 03 <input type="radio"/></p> <p>Shortage of her time 04 <input type="radio"/></p> <p>Your health problems 05 <input type="radio"/></p> <p>Her health problems 06 <input type="radio"/></p> <p>Financial reasons 07 <input type="radio"/></p> <p>Transportation problems 08 <input type="radio"/></p> <p>Other family responsibilities 09 <input type="radio"/></p> <p>Other 10 <input type="radio"/></p> <p style="text-align: right;">Specify ↓</p> <table border="1" style="width: 100%; height: 20px; border-collapse: collapse;"></table> <table border="1" style="width: 100%; height: 20px; border-collapse: collapse;"></table> <p>No particular reason 11 <input type="radio"/></p>												
<p>A5. Does your mother live ...</p> <p>In this household? 6 <input type="radio"/> → GO TO A15</p> <p>In another household? 7 <input type="radio"/></p> <p>In an institution? 8 <input type="radio"/> → GO TO A8</p>													
<p>A6. Does she live alone?</p> <p>Yes 1 <input type="radio"/> → GO TO A8</p> <p>No 2 <input type="radio"/></p>													
<p>A7. Does she live ...</p> <table style="width: 100%;"> <tr> <th></th> <th style="text-align: center;">Yes</th> <th style="text-align: center;">No</th> </tr> <tr> <td>With her spouse/partner? ..</td> <td style="text-align: center;">3 <input type="radio"/></td> <td style="text-align: center;">4 <input type="radio"/></td> </tr> <tr> <td>With any of her children? ..</td> <td style="text-align: center;">5 <input type="radio"/></td> <td style="text-align: center;">6 <input type="radio"/></td> </tr> <tr> <td>With others? ..</td> <td style="text-align: center;">7 <input type="radio"/></td> <td style="text-align: center;">8 <input type="radio"/></td> </tr> </table>		Yes	No	With her spouse/partner? ..	3 <input type="radio"/>	4 <input type="radio"/>	With any of her children? ..	5 <input type="radio"/>	6 <input type="radio"/>	With others? ..	7 <input type="radio"/>	8 <input type="radio"/>	
	Yes	No											
With her spouse/partner? ..	3 <input type="radio"/>	4 <input type="radio"/>											
With any of her children? ..	5 <input type="radio"/>	6 <input type="radio"/>											
With others? ..	7 <input type="radio"/>	8 <input type="radio"/>											

A13. During the past 12 months, how often did you have contact by letter or telephone with her? Was it ...

Daily? 4 ☐

At least once a week? 5 ☐

At least once a month? 6 ☐

Less than once a month? ... 7 ☐

Not at all? 8 ☐

A14. INTERVIEWER:

GO TO A22

A15. During the past 12 months, what best describes your mother's MAIN activity? Was she mainly ...

Working at a job or business? 1 ☐ → GO TO A18

Looking for work? 2 ☐ → GO TO A17

A student? 3 ☐

Keeping house? 4 ☐

Retired? 5 ☐ } GO TO A17

Other 6 ☐ }

Specify

A16. Was she studying full-time or part-time?

Full-time 7 ☐

Part-time 8 ☐

A17. Did your mother have a job or was she self-employed at any time during the past 12 months?

Yes 1 ☐

No 2 ☐ → GO TO A22

A18. Including vacation, illness, strikes, lock-outs and maternity leave, for how many weeks during the past 12 months did she work at a job or business?

weeks

A19. During those weeks, was her work mainly full-time or part-time?

Full-time 3 ☐

Part-time 4 ☐

A20. Did she regularly work evening or night shifts?

Yes 5 ☐

No 6 ☐

A21. Did she regularly work on Saturday or Sunday?

Yes 7 ☐

No 8 ☐

A22. In what country was your father born?

Canada 1 ☐ → In which province or territory?

Newfoundland 01 ☐

Prince Edward Island ... 02 ☐

Nova Scotia 03 ☐

New Brunswick 04 ☐

Quebec 05 ☐

Ontario 06 ☐

Manitoba 07 ☐

Saskatchewan 08 ☐

Alberta 09 ☐

British Columbia 10 ☐

Yukon Territory 11 ☐

Northwest Territories ... 12 ☐

Country outside Canada 2 ☐

Specify

A23. Is your father still living?

Yes 3 ☐

No 4 ☐

When did he die?

year

Don't know 98 ☐

Don't know 5 ☐

GO TO A45

GO TO A45

A24. How old is your father?

years

Don't know 00 ☐

A25. Does your father live in this household?

Yes 6 ☐ → GO TO A38

No 7 ☐

A26. INTERVIEWER CHECK ITEM:

Review A3.

Is the respondent's mother still living (A3 = Yes)?

Yes 1 ☐

No 2 ☐ → GO TO A28

A27. Do your mother and father live together?

Yes 3 ☐ → GO TO A45

No 4 ☐

A28. Does your father live ...

In another household? ... 5 ☐

In an institution? 6 ☐ → GO TO A31

A29. Does he live alone?

Yes 7 ☐ → GO TO A31

No 8 ☐

A30. Does he live ...

Yes No

With his spouse/partner? ... 4 ☐ 5 ☐

With any of his children? ... 6 ☐ 7 ☐

With others? 8 ☐ 9 ☐

<p>A31. Does he live within ...</p> <p>10 km (6 miles or 10 minutes by car)? 1 <input type="radio"/></p> <p>50 km (30 miles or 30 minutes by car)? 2 <input type="radio"/></p> <p>100 km (60 miles or 1 hour by car)? 3 <input type="radio"/></p> <p>200 km (120 miles or 2 hours by car)? 4 <input type="radio"/></p> <p>400 km (240 miles or 4 hours by car)? 5 <input type="radio"/></p> <p>1000 km (600 miles or 10 hours by car)? 6 <input type="radio"/></p> <p>Beyond 1000 km and living in Canada or United States (more than 600 miles or 10 hours by car)? 7 <input type="radio"/></p> <p>Outside Canada or United States? 8 <input type="radio"/></p> <p>Don't know 9 <input type="radio"/></p>	<p>A36. During the past 12 months, how often did you have contact by letter or telephone with him? Was it ...</p> <p>Daily? 4 <input type="radio"/></p> <p>At least once a week? 5 <input type="radio"/></p> <p>At least once a month? 6 <input type="radio"/></p> <p>Less than once a month? 7 <input type="radio"/></p> <p>Not at all? 8 <input type="radio"/></p>																																																																																
<p>A32. During the past 12 months how often did you see your father? Did you see him ...</p> <p>Daily? 1 <input type="radio"/></p> <p>At least once a week? 2 <input type="radio"/></p> <p>At least once a month? 3 <input type="radio"/></p> <p>Less than once a month? 4 <input type="radio"/></p> <p>Not at all? 5 <input type="radio"/> → GO TO A34</p>	<p>A37. INTERVIEWER:</p> <p>GO TO A45</p>																																																																																
<p>A33. Did you usually see him ...</p> <p>At your home? 6 <input type="radio"/></p> <p>At his usual place of residence? 7 <input type="radio"/></p> <p>Somewhere else? 8 <input type="radio"/></p> <p style="text-align: center;">↓ Specify</p> <table border="1" style="width: 100%; height: 40px; border-collapse: collapse;"> <tr><td></td><td></td><td></td><td></td><td></td><td></td><td></td><td></td><td></td><td></td><td></td><td></td><td></td><td></td><td></td><td></td><td></td><td></td><td></td><td></td></tr> <tr><td></td><td></td><td></td><td></td><td></td><td></td><td></td><td></td><td></td><td></td><td></td><td></td><td></td><td></td><td></td><td></td><td></td><td></td><td></td><td></td></tr> </table> <p>Equally at both residences 9 <input type="radio"/></p>																																									<p>A38. During the past 12 months, what best describes your father's MAIN activity? Was he mainly ...</p> <p>Working at a job or business? 3 <input type="radio"/> → GO TO A41</p> <p>Looking for work? 4 <input type="radio"/> → GO TO A40</p> <p>A student? 5 <input type="radio"/></p> <p>Keeping house? 6 <input type="radio"/></p> <p>Retired? 7 <input type="radio"/></p> <p>Other 8 <input type="radio"/></p> <p style="text-align: center;">↓ Specify</p> <table border="1" style="width: 100%; height: 40px; border-collapse: collapse;"> <tr><td></td><td></td><td></td><td></td><td></td><td></td><td></td><td></td><td></td><td></td><td></td><td></td><td></td><td></td><td></td><td></td><td></td><td></td><td></td><td></td></tr> <tr><td></td><td></td><td></td><td></td><td></td><td></td><td></td><td></td><td></td><td></td><td></td><td></td><td></td><td></td><td></td><td></td><td></td><td></td><td></td><td></td></tr> </table>																																								
<p>A34. Do you see your father ...</p> <p>Less often than you would like? 1 <input type="radio"/></p> <p>More often than you would like? 2 <input type="radio"/></p> <p>About the right amount? 3 <input type="radio"/> } GO TO A36</p>	<p>A39. Was he studying full-time or part-time?</p> <p>Full-time 7 <input type="radio"/></p> <p>Part-time 8 <input type="radio"/></p>																																																																																
<p>A35. What prevents you from seeing him more often?</p> <p>(Mark all that apply)</p> <p>Distance 01 <input type="radio"/></p> <p>Poor relationship with him 02 <input type="radio"/></p> <p>Shortage of your time 03 <input type="radio"/></p> <p>Shortage of his time 04 <input type="radio"/></p> <p>Your health problems 05 <input type="radio"/></p> <p>His health problems 06 <input type="radio"/></p> <p>Financial reasons 07 <input type="radio"/></p> <p>Transportation problems 08 <input type="radio"/></p> <p>Other family responsibilities 09 <input type="radio"/></p> <p>Other 10 <input type="radio"/></p> <p style="text-align: center;">↓ Specify</p> <table border="1" style="width: 100%; height: 40px; border-collapse: collapse;"> <tr><td></td><td></td><td></td><td></td><td></td><td></td><td></td><td></td><td></td><td></td><td></td><td></td><td></td><td></td><td></td><td></td><td></td><td></td><td></td><td></td></tr> <tr><td></td><td></td><td></td><td></td><td></td><td></td><td></td><td></td><td></td><td></td><td></td><td></td><td></td><td></td><td></td><td></td><td></td><td></td><td></td><td></td></tr> </table> <p>No particular reason 11 <input type="radio"/></p>																																									<p>A40. Did your father have a job or was he self-employed at any time during the past 12 months?</p> <p>Yes 1 <input type="radio"/></p> <p>No 2 <input type="radio"/> → GO TO A45</p>																																								
<p>A41. Including vacation, illness, strikes, lock-outs and paternity leave, for how many weeks during the past 12 months did he do any work at a job or business?</p> <p> weeks</p>	<p>A42. During those weeks, was his work mainly full-time or part-time?</p> <p>Full-time 3 <input type="radio"/></p> <p>Part-time 4 <input type="radio"/></p>																																																																																
<p>A43. Did he regularly work evening or night shifts?</p> <p>Yes 5 <input type="radio"/></p> <p>No 6 <input type="radio"/></p>	<p>A44. Did he regularly work on Saturday or Sunday?</p> <p>Yes 7 <input type="radio"/></p> <p>No 8 <input type="radio"/></p>																																																																																
<p>A45. INTERVIEWER CHECK ITEM:</p> <p>Review A5 and A25.</p> <p>Does either of the respondent's mother or father live in the household (A5 = In this household or A25 = Yes)?</p> <p>Yes 1 <input type="radio"/> → GO TO A49</p> <p>No 2 <input type="radio"/></p>																																																																																	

<p>A46. How old were you when you last lived with one or both your parents?</p> <p><input type="text"/> years</p>	<p>SECTION B: Brothers and sisters B</p>
<p>A47. What was the main reason for your move?</p> <p>Was it ...</p> <p>To get married? 3 <input type="radio"/></p> <p>To move because of a job? 4 <input type="radio"/></p> <p>To attend school? 5 <input type="radio"/></p> <p>To be independent / move into own place? 6 <input type="radio"/></p> <p>For some other reason? 7 <input type="radio"/></p>	<p>B1. The following questions are about your brothers and sisters. Include step-, adopted and half-brothers and sisters.</p>
<p>A48. INTERVIEWER: GO TO A53</p>	<p>B2. How many brothers and sisters did you have? Include those who may have died.</p> <p><input type="text"/> <input type="text"/> <input type="text"/></p> <p>None 100 <input type="radio"/> → GO TO C1</p>
<p>A49. Have you always lived with at least one of your parents?</p> <p>Yes 8 <input type="radio"/> → GO TO A53</p> <p>No 9 <input type="radio"/></p>	<p>B3. How many brothers do you have still living?</p> <p><input type="text"/> <input type="text"/> brother(s) living</p> <p>None 200 <input type="radio"/> → GO TO B5</p>
<p>A50. How old were you when you last left home to live on your own?</p> <p><input type="text"/> years</p>	<p>B4. How many of your (living) brothers are older than you?</p> <p><input type="text"/> <input type="text"/> brother(s) older</p> <p>None 300 <input type="radio"/></p>
<p>A51. What was the main reason for this move?</p> <p>Was it ...</p> <p>To get married? 1 <input type="radio"/></p> <p>To move because of a job? 2 <input type="radio"/></p> <p>To attend school? 3 <input type="radio"/></p> <p>To be independent / move into own place? 4 <input type="radio"/></p> <p>For some other reason? 5 <input type="radio"/></p>	<p>B5. How many sisters do you have still living?</p> <p><input type="text"/> <input type="text"/> sister(s) living</p> <p>None 400 <input type="radio"/> → GO TO B7</p>
<p>A52. When did you start living with your parents again?</p> <p>19 <input type="text"/></p>	<p>B6. How many of your (living) sisters are older than you?</p> <p><input type="text"/> <input type="text"/> sister(s) older</p> <p>None 500 <input type="radio"/></p>
<p>A53. Are any of your grandparents still living?</p> <p>Yes ... 1 <input type="radio"/> → Who?</p> <p>Mother's mother 3 <input type="radio"/></p> <p>Mother's father 4 <input type="radio"/></p> <p>Father's mother 5 <input type="radio"/></p> <p>Father's father 6 <input type="radio"/></p> <p>No ... 2 <input type="radio"/> → GO TO B1</p>	<p>B7. INTERVIEWER CHECK ITEM:</p> <p>Review B3 and B5.</p> <p>Does the respondent have any living brothers or sisters?</p> <p>Yes 1 <input type="radio"/></p> <p>No 2 <input type="radio"/> → GO TO C1</p>
<p>A54. Do any of them live outside this household?</p> <p>Yes 7 <input type="radio"/></p> <p>No 8 <input type="radio"/> → GO TO B1</p>	<p>B8. Do you have any brothers or sisters living outside this household?</p> <p>Yes 3 <input type="radio"/></p> <p>No 4 <input type="radio"/> → GO TO C1</p>
<p>A55. The next questions concern your grandparents living outside this household.</p>	<p>B9. The next questions concern your brothers and sisters living outside this household.</p>
<p>A56. During the past 12 months, how often did you see any of your grandparents? Was it ...</p> <p>Daily? 1 <input type="radio"/></p> <p>At least once a week? 2 <input type="radio"/></p> <p>At least once a month? 3 <input type="radio"/></p> <p>Less than once a month? 4 <input type="radio"/></p> <p>Not at all? 5 <input type="radio"/></p>	<p>B10. During the past 12 months, how often did you see any of your brothers or sisters? Was it ...</p> <p>Daily? 5 <input type="radio"/></p> <p>At least once a week? 6 <input type="radio"/></p> <p>At least once a month? 7 <input type="radio"/></p> <p>Less than once a month? 8 <input type="radio"/></p> <p>Not at all? 9 <input type="radio"/></p>
<p>A57. During the past 12 months, how often did you have contact by letter or telephone with any of your grandparents? Was it ...</p> <p>Daily? 5 <input type="radio"/></p> <p>At least once a week? 6 <input type="radio"/></p> <p>At least once a month? 7 <input type="radio"/></p> <p>Less than once a month? 8 <input type="radio"/></p> <p>Not at all? 9 <input type="radio"/></p>	<p>B11. During the past 12 months, how often did you have contact by letter or telephone with any of your brothers or sisters? Was it ...</p> <p>Daily? 1 <input type="radio"/></p> <p>At least once a week? 2 <input type="radio"/></p> <p>At least once a month? 3 <input type="radio"/></p> <p>Less than once a month? 4 <input type="radio"/></p> <p>Not at all? 5 <input type="radio"/></p>

C SECTION C: Children			
<p>C1. Now some questions about your children and grandchildren.</p> <p>Yes . 1 <input type="radio"/> → How many? <input type="text"/></p> <p>No . 2 <input type="radio"/></p>		<p>C7. Starting with the oldest, what is the first name and age of each child you have ever raised or (given birth to / fathered). Include those who may have died.</p> <p>Interviewer: Ask questions B to E for at most 22 children - the 21 oldest and the youngest.</p>	
<p>C2. Have you ever raised step-children? By step-children we mean children from a former union of a spouse or common-law partner.</p> <p>Yes . 1 <input type="radio"/> → How many? <input type="text"/></p> <p>No . 2 <input type="radio"/></p>		<p>IDENTIFICATION</p> <p>CHILD I.D. # Name</p>	<p>A. AGE</p> <p>DATE OF BIRTH</p> <p>Month Year</p>
<p>C3. Have you ever adopted children? (Exclude any step-children mentioned in the previous question.)</p> <p>Yes . 3 <input type="radio"/> → How many? <input type="text"/></p> <p>No . 4 <input type="radio"/></p>		01. _____	<p>2 <input type="text"/> <input type="text"/> years</p> <p>3 <input type="text"/> <input type="text"/> <input type="text"/> <input type="text"/></p>
		02. _____	<p>5 <input type="text"/> <input type="text"/> years</p> <p>6 <input type="text"/> <input type="text"/> <input type="text"/> <input type="text"/></p>
		03. _____	<p>2 <input type="text"/> <input type="text"/> years</p> <p>3 <input type="text"/> <input type="text"/> <input type="text"/> <input type="text"/></p>
		04. _____	<p>5 <input type="text"/> <input type="text"/> years</p> <p>6 <input type="text"/> <input type="text"/> <input type="text"/> <input type="text"/></p>
		05. _____	<p>2 <input type="text"/> <input type="text"/> years</p> <p>3 <input type="text"/> <input type="text"/> <input type="text"/> <input type="text"/></p>
<p>C4. Have you ever (given birth to / fathered) a child of your own? (Do not count stillbirths.)</p> <p>Yes . 5 <input type="radio"/> → How many? <input type="text"/></p> <p>No . 6 <input type="radio"/></p>		06. _____	<p>5 <input type="text"/> <input type="text"/> years</p> <p>6 <input type="text"/> <input type="text"/> <input type="text"/> <input type="text"/></p>
		07. _____	<p>2 <input type="text"/> <input type="text"/> years</p> <p>3 <input type="text"/> <input type="text"/> <input type="text"/> <input type="text"/></p>
		08. _____	<p>5 <input type="text"/> <input type="text"/> years</p> <p>6 <input type="text"/> <input type="text"/> <input type="text"/> <input type="text"/></p>
<p>C5. INTERVIEWER:</p> <p>Compute total number of step-adopted, natural children. Add entries in C2, C3, C4.</p> <p><input type="text"/> <input type="text"/> <input type="text"/> <input type="text"/></p> <p>Total number of children</p> <p>None 00 <input type="radio"/> → GO TO D1</p>		09. _____	<p>2 <input type="text"/> <input type="text"/> years</p> <p>3 <input type="text"/> <input type="text"/> <input type="text"/> <input type="text"/></p>
		10. _____	<p>5 <input type="text"/> <input type="text"/> years</p> <p>6 <input type="text"/> <input type="text"/> <input type="text"/> <input type="text"/></p>
		11. _____	<p>2 <input type="text"/> <input type="text"/> years</p> <p>3 <input type="text"/> <input type="text"/> <input type="text"/> <input type="text"/></p>
		12. _____	<p>5 <input type="text"/> <input type="text"/> years</p> <p>6 <input type="text"/> <input type="text"/> <input type="text"/> <input type="text"/></p>
		13. _____	<p>2 <input type="text"/> <input type="text"/> years</p> <p>3 <input type="text"/> <input type="text"/> <input type="text"/> <input type="text"/></p>
<p>C6. Do you have any grandchildren?</p> <p>Yes . 7 <input type="radio"/> → How many? <input type="text"/></p> <p>No . 8 <input type="radio"/></p>		14. _____	<p>5 <input type="text"/> <input type="text"/> years</p> <p>6 <input type="text"/> <input type="text"/> <input type="text"/> <input type="text"/></p>
		15. _____	<p>2 <input type="text"/> <input type="text"/> years</p> <p>3 <input type="text"/> <input type="text"/> <input type="text"/> <input type="text"/></p>
		16. _____	<p>5 <input type="text"/> <input type="text"/> years</p> <p>6 <input type="text"/> <input type="text"/> <input type="text"/> <input type="text"/></p>
		17. _____	<p>2 <input type="text"/> <input type="text"/> years</p> <p>3 <input type="text"/> <input type="text"/> <input type="text"/> <input type="text"/></p>
		18. _____	<p>5 <input type="text"/> <input type="text"/> years</p> <p>6 <input type="text"/> <input type="text"/> <input type="text"/> <input type="text"/></p>
		19. _____	<p>2 <input type="text"/> <input type="text"/> years</p> <p>3 <input type="text"/> <input type="text"/> <input type="text"/> <input type="text"/></p>
		20. _____	<p>5 <input type="text"/> <input type="text"/> years</p> <p>6 <input type="text"/> <input type="text"/> <input type="text"/> <input type="text"/></p>
		21. _____	<p>2 <input type="text"/> <input type="text"/> years</p> <p>3 <input type="text"/> <input type="text"/> <input type="text"/> <input type="text"/></p>
		22. _____	<p>5 <input type="text"/> <input type="text"/> years</p> <p>6 <input type="text"/> <input type="text"/> <input type="text"/> <input type="text"/></p>

C. Was . . . (your first (second, ...) child) male or female?		D. Was . . . (your first (second, ...) child) a natural, step- or adopted child?			E. Does . . . (your first (second, ...) child) live in this household?			(If No is marked ask: How old was . . . (your first (second, ...) child) when he/she last left home?	
Male	Female	Natural	Step	Adopted	Deceased	Yes	No	Age	
4 <input type="radio"/>	5 <input type="radio"/>	6 <input type="radio"/>	7 <input type="radio"/>	8 <input type="radio"/>	9 <input type="radio"/>	1 <input type="radio"/>	2 <input type="radio"/>	→	3 <input type="text"/> <input type="text"/> <input type="text"/> years
7 <input type="radio"/>	8 <input type="radio"/>	1 <input type="radio"/>	2 <input type="radio"/>	3 <input type="radio"/>	4 <input type="radio"/>	5 <input type="radio"/>	6 <input type="radio"/>	→	7 <input type="text"/> <input type="text"/> <input type="text"/> years
4 <input type="radio"/>	5 <input type="radio"/>	6 <input type="radio"/>	7 <input type="radio"/>	8 <input type="radio"/>	9 <input type="radio"/>	1 <input type="radio"/>	2 <input type="radio"/>	→	3 <input type="text"/> <input type="text"/> <input type="text"/> years
7 <input type="radio"/>	8 <input type="radio"/>	1 <input type="radio"/>	2 <input type="radio"/>	3 <input type="radio"/>	4 <input type="radio"/>	5 <input type="radio"/>	6 <input type="radio"/>	→	7 <input type="text"/> <input type="text"/> <input type="text"/> years
4 <input type="radio"/>	5 <input type="radio"/>	6 <input type="radio"/>	7 <input type="radio"/>	8 <input type="radio"/>	9 <input type="radio"/>	1 <input type="radio"/>	2 <input type="radio"/>	→	3 <input type="text"/> <input type="text"/> <input type="text"/> years
7 <input type="radio"/>	8 <input type="radio"/>	1 <input type="radio"/>	2 <input type="radio"/>	3 <input type="radio"/>	4 <input type="radio"/>	5 <input type="radio"/>	6 <input type="radio"/>	→	7 <input type="text"/> <input type="text"/> <input type="text"/> years
4 <input type="radio"/>	5 <input type="radio"/>	6 <input type="radio"/>	7 <input type="radio"/>	8 <input type="radio"/>	9 <input type="radio"/>	1 <input type="radio"/>	2 <input type="radio"/>	→	3 <input type="text"/> <input type="text"/> <input type="text"/> years
7 <input type="radio"/>	8 <input type="radio"/>	1 <input type="radio"/>	2 <input type="radio"/>	3 <input type="radio"/>	4 <input type="radio"/>	5 <input type="radio"/>	6 <input type="radio"/>	→	7 <input type="text"/> <input type="text"/> <input type="text"/> years
4 <input type="radio"/>	5 <input type="radio"/>	6 <input type="radio"/>	7 <input type="radio"/>	8 <input type="radio"/>	9 <input type="radio"/>	1 <input type="radio"/>	2 <input type="radio"/>	→	3 <input type="text"/> <input type="text"/> <input type="text"/> years
7 <input type="radio"/>	8 <input type="radio"/>	1 <input type="radio"/>	2 <input type="radio"/>	3 <input type="radio"/>	4 <input type="radio"/>	5 <input type="radio"/>	6 <input type="radio"/>	→	7 <input type="text"/> <input type="text"/> <input type="text"/> years
4 <input type="radio"/>	5 <input type="radio"/>	6 <input type="radio"/>	7 <input type="radio"/>	8 <input type="radio"/>	9 <input type="radio"/>	1 <input type="radio"/>	2 <input type="radio"/>	→	3 <input type="text"/> <input type="text"/> <input type="text"/> years
7 <input type="radio"/>	8 <input type="radio"/>	1 <input type="radio"/>	2 <input type="radio"/>	3 <input type="radio"/>	4 <input type="radio"/>	5 <input type="radio"/>	6 <input type="radio"/>	→	7 <input type="text"/> <input type="text"/> <input type="text"/> years
4 <input type="radio"/>	5 <input type="radio"/>	6 <input type="radio"/>	7 <input type="radio"/>	8 <input type="radio"/>	9 <input type="radio"/>	1 <input type="radio"/>	2 <input type="radio"/>	→	3 <input type="text"/> <input type="text"/> <input type="text"/> years
7 <input type="radio"/>	8 <input type="radio"/>	1 <input type="radio"/>	2 <input type="radio"/>	3 <input type="radio"/>	4 <input type="radio"/>	5 <input type="radio"/>	6 <input type="radio"/>	→	7 <input type="text"/> <input type="text"/> <input type="text"/> years
4 <input type="radio"/>	5 <input type="radio"/>	6 <input type="radio"/>	7 <input type="radio"/>	8 <input type="radio"/>	9 <input type="radio"/>	1 <input type="radio"/>	2 <input type="radio"/>	→	3 <input type="text"/> <input type="text"/> <input type="text"/> years
7 <input type="radio"/>	8 <input type="radio"/>	1 <input type="radio"/>	2 <input type="radio"/>	3 <input type="radio"/>	4 <input type="radio"/>	5 <input type="radio"/>	6 <input type="radio"/>	→	7 <input type="text"/> <input type="text"/> <input type="text"/> years
4 <input type="radio"/>	5 <input type="radio"/>	6 <input type="radio"/>	7 <input type="radio"/>	8 <input type="radio"/>	9 <input type="radio"/>	1 <input type="radio"/>	2 <input type="radio"/>	→	3 <input type="text"/> <input type="text"/> <input type="text"/> years
7 <input type="radio"/>	8 <input type="radio"/>	1 <input type="radio"/>	2 <input type="radio"/>	3 <input type="radio"/>	4 <input type="radio"/>	5 <input type="radio"/>	6 <input type="radio"/>	→	7 <input type="text"/> <input type="text"/> <input type="text"/> years
4 <input type="radio"/>	5 <input type="radio"/>	6 <input type="radio"/>	7 <input type="radio"/>	8 <input type="radio"/>	9 <input type="radio"/>	1 <input type="radio"/>	2 <input type="radio"/>	→	3 <input type="text"/> <input type="text"/> <input type="text"/> years
7 <input type="radio"/>	8 <input type="radio"/>	1 <input type="radio"/>	2 <input type="radio"/>	3 <input type="radio"/>	4 <input type="radio"/>	5 <input type="radio"/>	6 <input type="radio"/>	→	7 <input type="text"/> <input type="text"/> <input type="text"/> years
4 <input type="radio"/>	5 <input type="radio"/>	6 <input type="radio"/>	7 <input type="radio"/>	8 <input type="radio"/>	9 <input type="radio"/>	1 <input type="radio"/>	2 <input type="radio"/>	→	3 <input type="text"/> <input type="text"/> <input type="text"/> years
7 <input type="radio"/>	8 <input type="radio"/>	1 <input type="radio"/>	2 <input type="radio"/>	3 <input type="radio"/>	4 <input type="radio"/>	5 <input type="radio"/>	6 <input type="radio"/>	→	7 <input type="text"/> <input type="text"/> <input type="text"/> years
4 <input type="radio"/>	5 <input type="radio"/>	6 <input type="radio"/>	7 <input type="radio"/>	8 <input type="radio"/>	9 <input type="radio"/>	1 <input type="radio"/>	2 <input type="radio"/>	→	3 <input type="text"/> <input type="text"/> <input type="text"/> years
7 <input type="radio"/>	8 <input type="radio"/>	1 <input type="radio"/>	2 <input type="radio"/>	3 <input type="radio"/>	4 <input type="radio"/>	5 <input type="radio"/>	6 <input type="radio"/>	→	7 <input type="text"/> <input type="text"/> <input type="text"/> years
4 <input type="radio"/>	5 <input type="radio"/>	6 <input type="radio"/>	7 <input type="radio"/>	8 <input type="radio"/>	9 <input type="radio"/>	1 <input type="radio"/>	2 <input type="radio"/>	→	3 <input type="text"/> <input type="text"/> <input type="text"/> years
7 <input type="radio"/>	8 <input type="radio"/>	1 <input type="radio"/>	2 <input type="radio"/>	3 <input type="radio"/>	4 <input type="radio"/>	5 <input type="radio"/>	6 <input type="radio"/>	→	7 <input type="text"/> <input type="text"/> <input type="text"/> years

C8. INTERVIEWER CHECK ITEM:

Review C7, columns A and E.

Are there any children less than 15 years old living in household?

Yes 1 ☐No 2 ☐ → GO TO C16**C9. The next questions refer to your children less than 15 years old living in the household.****C10. During the past 12 months, did any of your children receive childcare on a REGULAR basis? Exclude childcare provided by a family member living in this household.**Yes 3 ☐ → How many? childrenNo 4 ☐ → GO TO C16**C11. Did your child(ren) receive this care so that you or your spouse/partner could ...**

	Yes	No
Work at a job?	01 <input type="radio"/>	02 <input type="radio"/>
Study?	03 <input type="radio"/>	04 <input type="radio"/>
Do volunteer work?	05 <input type="radio"/>	06 <input type="radio"/>
Provide care to a family member or friend?	07 <input type="radio"/>	08 <input type="radio"/>
Do something else?	09 <input type="radio"/>	10 <input type="radio"/>

Specify

C12. During the past 12 months, did ... (your youngest child) receive childcare OUTSIDE YOUR HOUSEHOLD on a regular basis?Yes 3 ☐No 4 ☐ → GO TO C14**C13. Did ... (your youngest child) go to ...**

	Yes	No
A workplace daycare center?	01 <input type="radio"/>	02 <input type="radio"/>
Another daycare center? ..	03 <input type="radio"/>	04 <input type="radio"/>
A sitter or neighbour's home?	05 <input type="radio"/>	06 <input type="radio"/>
Grandparent's home?	07 <input type="radio"/>	08 <input type="radio"/>
Another relative's home?	09 <input type="radio"/>	10 <input type="radio"/>
Some other arrangement (outside your household)? ..	11 <input type="radio"/>	12 <input type="radio"/>

Specify

C14. During the past 12 months, did ... (your youngest child) receive childcare IN YOUR HOME on a regular basis? Exclude childcare provided by a family member living in your household.Yes 5 ☐No 6 ☐ → GO TO C16**C15. Who provided this care to ... (your youngest child)? Was it ...**

	Yes	No
The child's grandparent? ...	1 <input type="radio"/>	2 <input type="radio"/>
Another relative?	3 <input type="radio"/>	4 <input type="radio"/>
A sitter or nanny?	5 <input type="radio"/>	6 <input type="radio"/>
Someone else?	7 <input type="radio"/>	8 <input type="radio"/>

Specify

C16. INTERVIEWER CHECK ITEM:

Review C7, columns A and E.

Are there any children less than 15 years old living outside household?

Yes 3 ☐No 4 ☐ → GO TO C24**C17. The next questions are about your (youngest) child living outside the household.****C18. Who does ... (this child) live with?**

Child's mother/father	5 <input type="radio"/>
A relative	6 <input type="radio"/>
Other	7 <input type="radio"/>

Specify

C19. Does ... (this child) live within ...

10 km (6 miles or 10 minutes by car)? ...	1 <input type="radio"/>
50 km (30 miles or 30 minutes by car)? ...	2 <input type="radio"/>
100 km (60 miles or 1 hour by car)? ...	3 <input type="radio"/>
200 km (120 miles or 2 hours by car)? ...	4 <input type="radio"/>
400 km (240 miles or 4 hours by car)? ...	5 <input type="radio"/>
1000 km (600 miles or 10 hours by car)? ...	6 <input type="radio"/>
Beyond 1000 km (more than 600 miles or 10 hours by car)?	7 <input type="radio"/>
Don't know	8 <input type="radio"/>

C20. During the past 12 months, how often did you see ... (this child)? Was it ...

Daily?	2 <input type="radio"/>
At least once a week?	3 <input type="radio"/>
At least once a month? ...	4 <input type="radio"/>
Less than once a month? ..	5 <input type="radio"/>
Not at all?	6 <input type="radio"/>

C21. Do you see ... (this child) ...

Less often than you would like?	7 <input type="radio"/>
More often than you would like?	8 <input type="radio"/>
About the right amount? ...	9 <input type="radio"/>

GO TO C23

C38. What prevents you from seeing . . . (this child) more often?

SECTION F: Household help

F

F1. INTERVIEWER CHECK ITEM: Review GSS 5-1.

Single person household ... 1 ☐ → GO TO F7
 Otherwise ... 2 ☐

F2. The next questions are about people who helped with the work around your house during the past 12 months. Include only household members.

F3. a) Who helps with meal preparation in your household?
 (Enter Page-Line Number of each household member - review GSS 5-1, Items 40 and 41)

	Less than 1/4	Less than 1/2	1/2 or more	All?	
<input type="text"/>	01 <input type="radio"/>	02 <input type="radio"/>	03 <input type="radio"/>	04 <input type="radio"/>	05 <input type="radio"/>
<input type="text"/>	06 <input type="radio"/>	07 <input type="radio"/>	08 <input type="radio"/>	09 <input type="radio"/>	10 <input type="radio"/>
<input type="text"/>	11 <input type="radio"/>	12 <input type="radio"/>	13 <input type="radio"/>	14 <input type="radio"/>	15 <input type="radio"/>
<input type="text"/>	16 <input type="radio"/>	17 <input type="radio"/>	18 <input type="radio"/>	19 <input type="radio"/>	20 <input type="radio"/>

Not applicable / no one in household ... 97 ☐ → GO TO F4

c) Who is PRIMARILY responsible for meal preparation in your household?
 (Accept multiple response only if responsibility shared equally)

22 ☐ Someone from outside household

F4. a) Who helps with meal cleanup in your household?
 (Enter Page-Line Number of each household member - review GSS 5-1, Items 40 and 41)

	Less than 1/4	Less than 1/2	1/2 or more	All?	
<input type="text"/>	23 <input type="radio"/>	24 <input type="radio"/>	25 <input type="radio"/>	26 <input type="radio"/>	27 <input type="radio"/>
<input type="text"/>	28 <input type="radio"/>	29 <input type="radio"/>	30 <input type="radio"/>	31 <input type="radio"/>	32 <input type="radio"/>
<input type="text"/>	33 <input type="radio"/>	34 <input type="radio"/>	35 <input type="radio"/>	36 <input type="radio"/>	37 <input type="radio"/>
<input type="text"/>	38 <input type="radio"/>	39 <input type="radio"/>	40 <input type="radio"/>	41 <input type="radio"/>	42 <input type="radio"/>

Not applicable / no one in household ... 97 ☐ → GO TO F5

c) Who is PRIMARILY responsible for meal cleanup in your household?
 (Accept multiple response only if responsibility shared equally)

44 ☐ Someone from outside household

F5. a) Who helps with house cleaning and laundry in your household?
 (Enter Page-Line Number of each household member - review GSS 5-1, Items 40 and 41)

	Less than 1/4	Less than 1/2	1/2 or more	All?	
<input type="text"/>	45 <input type="radio"/>	46 <input type="radio"/>	47 <input type="radio"/>	48 <input type="radio"/>	49 <input type="radio"/>
<input type="text"/>	50 <input type="radio"/>	51 <input type="radio"/>	52 <input type="radio"/>	53 <input type="radio"/>	54 <input type="radio"/>
<input type="text"/>	55 <input type="radio"/>	56 <input type="radio"/>	57 <input type="radio"/>	58 <input type="radio"/>	59 <input type="radio"/>
<input type="text"/>	60 <input type="radio"/>	61 <input type="radio"/>	62 <input type="radio"/>	63 <input type="radio"/>	64 <input type="radio"/>

Not applicable / no one in household ... 97 ☐ → GO TO F6

c) Who is PRIMARILY responsible for house cleaning and laundry in your household?
 (Accept multiple response only if responsibility shared equally)

66 ☐ Someone from outside household

F6. a) Who helps with house maintenance and outside work such as repairs, painting, carpentry, lawn mowing, shovelling snow?
 (Enter Page-Line Number of each household member - review GSS 5-1, Items 40 and 41)

	Less than 1/4	Less than 1/2	1/2 or more	All?	
<input type="text"/>	67 <input type="radio"/>	68 <input type="radio"/>	69 <input type="radio"/>	70 <input type="radio"/>	71 <input type="radio"/>
<input type="text"/>	72 <input type="radio"/>	73 <input type="radio"/>	74 <input type="radio"/>	75 <input type="radio"/>	76 <input type="radio"/>
<input type="text"/>	77 <input type="radio"/>	78 <input type="radio"/>	79 <input type="radio"/>	80 <input type="radio"/>	81 <input type="radio"/>
<input type="text"/>	82 <input type="radio"/>	83 <input type="radio"/>	84 <input type="radio"/>	85 <input type="radio"/>	86 <input type="radio"/>

Not applicable / no one in household ... 97 ☐ → GO TO F7

c) Who is PRIMARILY responsible for house maintenance and outside work in your household?
 (Accept multiple response only if responsibility shared equally)

88 ☐ Someone from outside household

F7. The next few questions are about any unpaid help you have given to others or received from others. Include organizations and people who are not part of your household, such as family, friends, neighbours, etc.

F8. During the past 12 months, have you done any unpaid housework outside your home such as cooking, sewing or cleaning?

Yes 1 ☐
No 2 ☐ → GO TO F10

F9. For which person or organization?
(Mark all that apply)

(For each circle marked, ask:)

How often did you provide this help?

		At least once a week	At least once a month	Less than once a month
Son	01 <input type="radio"/> →	02 <input type="radio"/>	03 <input type="radio"/>	04 <input type="radio"/>
Daughter	05 <input type="radio"/> →	06 <input type="radio"/>	07 <input type="radio"/>	08 <input type="radio"/>
Parent	09 <input type="radio"/> →	10 <input type="radio"/>	11 <input type="radio"/>	12 <input type="radio"/>
Brother / sister	13 <input type="radio"/> →	14 <input type="radio"/>	15 <input type="radio"/>	16 <input type="radio"/>
Other relative	17 <input type="radio"/> →	18 <input type="radio"/>	19 <input type="radio"/>	20 <input type="radio"/>
Friend / neighbour	21 <input type="radio"/> →	22 <input type="radio"/>	23 <input type="radio"/>	24 <input type="radio"/>
Organization / other	25 <input type="radio"/> →	26 <input type="radio"/>	27 <input type="radio"/>	28 <input type="radio"/>

Specify

F10. During the past 12 months, has anyone from outside your household helped with unpaid housework such as cooking, sewing or cleaning?

Yes 3 ☐
No 4 ☐ → GO TO F12

F11. Who provided such help?
(Mark all that apply)

(For each circle marked, ask:)

How often did they provide this help?

		At least once a week	At least once a month	Less than once a month
Son	29 <input type="radio"/> →	30 <input type="radio"/>	31 <input type="radio"/>	32 <input type="radio"/>
Daughter	33 <input type="radio"/> →	34 <input type="radio"/>	35 <input type="radio"/>	36 <input type="radio"/>
Parent	37 <input type="radio"/> →	38 <input type="radio"/>	39 <input type="radio"/>	40 <input type="radio"/>
Brother / sister	41 <input type="radio"/> →	42 <input type="radio"/>	43 <input type="radio"/>	44 <input type="radio"/>
Other relative	45 <input type="radio"/> →	46 <input type="radio"/>	47 <input type="radio"/>	48 <input type="radio"/>
Friend / neighbour	49 <input type="radio"/> →	50 <input type="radio"/>	51 <input type="radio"/>	52 <input type="radio"/>
Organization / other	53 <input type="radio"/> →	54 <input type="radio"/>	55 <input type="radio"/>	56 <input type="radio"/>

Specify

F12. During the past 12 months, have you helped anyone outside your household with house maintenance or outside work such as repairs, painting, carpentry, lawn mowing or shovelling snow?

Yes 5 ☐
No 6 ☐ → GO TO F14

G SECTION G: Supports

G1. In the next two questions we would like to ask you who you would turn to for help. Include spouse, relatives, friends, social services, clergy, professional counsellors, etc.

G2. Suppose you feel just a bit down or depressed, and you wanted to talk about it.

A. Whom would you turn to first for help?

- Spouse/partner 01 ☐
- Parent 02 ☐
- Daughter 03 ☐
- Son 04 ☐
- Sister / brother 05 ☐
- Other relative including in-laws 06 ☐
- Friend 07 ☐
- Neighbour 08 ☐
- Someone you work with 09 ☐
- Church / clergy / priest 10 ☐
- God 11 ☐
- Family doctor / GP 12 ☐
- Psychologist / psychiatrist / marriage counsellor / other professional counsellor 13 ☐
- Other 14 ☐

Specify

- No one 15 ☐
- Don't know 16 ☐

GO TO G3

G3. Now suppose you were very upset about a problem with your husband, wife or partner and hadn't been able to work it out.

A. Whom would you turn to first for help?

- Parent 33 ☐
- Daughter 34 ☐
- Son 35 ☐
- Sister / brother 36 ☐
- Other relative including in-laws 37 ☐
- Friend 38 ☐
- Neighbour 39 ☐
- Someone you work with 40 ☐
- Church / clergy / priest 41 ☐
- God 42 ☐
- Family doctor / GP 43 ☐
- Psychologist / psychiatrist / marriage counsellor / other professional counsellor 44 ☐
- Other 45 ☐

Specify

- No one 46 ☐
- Don't know 47 ☐

GO TO H1

B. Whom would you turn to second for help?

- Spouse/partner 17 ☐
- Parent 18 ☐
- Daughter 19 ☐
- Son 20 ☐
- Sister / brother 21 ☐
- Other relative including in-laws 22 ☐
- Friend 23 ☐
- Neighbour 24 ☐
- Someone you work with 25 ☐
- Church / clergy / priest 26 ☐
- God 27 ☐
- Family doctor / GP 28 ☐
- Psychologist / psychiatrist / marriage counsellor / other professional counsellor 29 ☐
- Other 30 ☐

Specify

- No one 31 ☐
- Don't know 32 ☐

B. Whom would you turn to second for help?

- Parent 48 ☐
- Daughter 49 ☐
- Son 50 ☐
- Sister / brother 51 ☐
- Other relative including in-laws 52 ☐
- Friend 53 ☐
- Neighbour 54 ☐
- Someone you work with 55 ☐
- Church / clergy / priest 56 ☐
- God 57 ☐
- Family doctor / GP 58 ☐
- Psychologist / psychiatrist / marriage counsellor / other professional counsellor 59 ☐
- Other 60 ☐

Specify

- No one 61 ☐
- Don't know 62 ☐

H SECTION H: Marriages	H14. Is this your first marriage?
H1. The next questions are about marriages and common-law partnerships. Your answers will help us better measure how family relationships are changing.	Yes 5 <input type="radio"/> No 6 <input type="radio"/> → GO TO H16
H2. Have you ever been a partner in a common-law relationship? By this we mean partners living together as husband and wife without being legally married. Yes 1 <input type="radio"/> No 2 <input type="radio"/>	H15. INTERVIEWER CHECK ITEM: Review H6. Is the respondent currently separated (H6 = Yes)? Yes 7 <input type="radio"/> → GO TO J1 No 8 <input type="radio"/> → GO TO J3
H3. Are you now legally married? Yes 3 <input type="radio"/> → GO TO H5 No 4 <input type="radio"/>	H16. What was the date of your first marriage? <div style="display: flex; justify-content: space-around;"> <div><input type="text"/> <input type="text"/></div> <div><input type="text"/> <input type="text"/></div> </div> Month Year
H4. Have you ever been legally married? Yes 5 <input type="radio"/> → GO TO H16 No 6 <input type="radio"/> → GO TO H37	H17. What was your first husband/wife's marital status before entering into that marriage? Was it ... Widowed? 1 <input type="radio"/> Divorced? 2 <input type="radio"/> Single? 3 <input type="radio"/>
H5. Are you living with your spouse? Yes 7 <input type="radio"/> → GO TO H8 No 8 <input type="radio"/>	H18. What was his/her date of birth? <div style="display: flex; justify-content: space-around;"> <div><input type="text"/> <input type="text"/></div> <div><input type="text"/> <input type="text"/></div> </div> Month Year
H6. Are you separated? Yes 1 <input type="radio"/> No 2 <input type="radio"/> → GO TO H8	H19. INTERVIEWER CHECK ITEM: Review H2. Has the respondent ever been a partner in a common-law relationship (H2 = Yes)? Yes 4 <input type="radio"/> No 5 <input type="radio"/> → GO TO H22
H7. When did you separate? <div style="display: flex; justify-content: space-around;"> <div><input type="text"/> <input type="text"/></div> <div><input type="text"/> <input type="text"/></div> </div> Month Year	H20. Did you and your first spouse live common-law before entering into this marriage? Yes 6 <input type="radio"/> No 7 <input type="radio"/> → GO TO H22
H8. What was the date of your current marriage? <div style="display: flex; justify-content: space-around;"> <div><input type="text"/> <input type="text"/></div> <div><input type="text"/> <input type="text"/></div> </div> Month Year	H21. Approximately when did you and your first husband/wife begin to live together? <div style="display: flex; justify-content: space-around;"> <div><input type="text"/> <input type="text"/></div> <div><input type="text"/> <input type="text"/></div> </div> Month Year
H9. What was your spouse's marital status before entering into this marriage? Was it ... Widowed? 7 <input type="radio"/> Divorced? 8 <input type="radio"/> Single? 9 <input type="radio"/>	H22. Did your first marriage end in ... (Read categories and record month and year) <div style="text-align: right; margin-right: 50px;"> When? Month Year </div> <div style="display: flex; align-items: center;"> <div style="flex: 1;"> Separation and then divorce or annulment? ... 1 <input type="radio"/> </div> <div style="flex: 1;"> <div style="display: flex; align-items: center;"> <div style="margin-right: 5px;">sep.</div> <div><input type="text"/> <input type="text"/></div> <div style="margin: 0 5px;">3</div> <div><input type="text"/> <input type="text"/></div> </div> <div style="display: flex; align-items: center;"> <div style="margin-right: 5px;">div. ann.</div> <div><input type="text"/> <input type="text"/></div> <div style="margin: 0 5px;">5</div> <div><input type="text"/> <input type="text"/></div> </div> </div> </div> <div style="display: flex; align-items: center; margin-top: 10px;"> <div style="flex: 1;"> Separation only? 6 <input type="radio"/> </div> <div style="flex: 1;"> <div><input type="text"/> <input type="text"/></div> <div><input type="text"/> <input type="text"/></div> </div> </div> <div style="display: flex; align-items: center; margin-top: 10px;"> <div style="flex: 1;"> Death of spouse? 7 <input type="radio"/> </div> <div style="flex: 1;"> <div><input type="text"/> <input type="text"/></div> <div><input type="text"/> <input type="text"/></div> </div> </div> <div style="display: flex; align-items: center; margin-top: 10px;"> <div style="flex: 1;"> Other 8 <input type="radio"/> </div> <div style="flex: 1;"> <div><input type="text"/> <input type="text"/></div> <div><input type="text"/> <input type="text"/></div> </div> </div>
H10. What is your spouse's date of birth? <div style="display: flex; justify-content: space-around;"> <div><input type="text"/> <input type="text"/></div> <div><input type="text"/> <input type="text"/></div> </div> Month Year	H23. INTERVIEWER CHECK ITEM: Review H3. Is respondent currently married (H3 = Yes)? Yes 1 <input type="radio"/> No 2 <input type="radio"/> → GO TO H26
H11. INTERVIEWER CHECK ITEM: Review H2. Has the respondent ever been a partner in a common-law relationship (H2 = Yes)? Yes 1 <input type="radio"/> No 2 <input type="radio"/> → GO TO H14	
H12. Did you and your spouse live common-law before entering into this marriage? Yes 3 <input type="radio"/> No 4 <input type="radio"/> → GO TO H14	
H13. Approximately when did you and your current spouse begin to live together? <div style="display: flex; justify-content: space-around;"> <div><input type="text"/> <input type="text"/></div> <div><input type="text"/> <input type="text"/></div> </div> Month Year	

<p>H24. Is your current marriage your second?</p> <p>Yes 3 <input type="radio"/></p> <p>No 4 <input type="radio"/> → GO TO H27</p>	<p>H35. INTERVIEWER CHECK ITEM:</p> <p>Review H3.</p> <p>Is respondent currently married (H3 = Yes)?</p> <p>Yes 1 <input type="radio"/></p> <p>No 2 <input type="radio"/> → GO TO H38</p>
<p>H25. INTERVIEWER CHECK ITEM:</p> <p>Review H6.</p> <p>Is respondent currently separated (H6 = Yes)?</p> <p>Yes 5 <input type="radio"/> → GO TO J1</p> <p>No 6 <input type="radio"/> → GO TO J3</p>	<p>H36. INTERVIEWER CHECK ITEM:</p> <p>Review H6.</p> <p>Is respondent currently separated (H6 = Yes)?</p> <p>Yes 3 <input type="radio"/> → GO TO J1</p> <p>No 4 <input type="radio"/> → GO TO J3</p>
<p>H26. Have you been legally married a second time?</p> <p>Yes 7 <input type="radio"/></p> <p>No 8 <input type="radio"/> → GO TO H38</p>	<p>H37. Do you think you will ever marry?</p> <p>Yes 7 <input type="radio"/> → GO TO H39</p> <p>No 8 <input type="radio"/> } → GO TO J1</p> <p>Don't know 9 <input type="radio"/> }</p>
<p>H27. What was the date of your second marriage?</p> <p>Month Year</p>	<p>H38. Do you think you will ever marry again?</p> <p>Yes 4 <input type="radio"/></p> <p>No 5 <input type="radio"/> } → GO TO J1</p> <p>Don't know 6 <input type="radio"/> }</p>
<p>H28. What was your second husband/wife's marital status before entering into that marriage? Was it ...</p> <p>Widowed? 1 <input type="radio"/></p> <p>Divorced? 2 <input type="radio"/></p> <p>Single? 3 <input type="radio"/></p>	<p>H39. At what age would you like to get married/remarried?</p> <p>_____ years</p> <p>Don't know 98 <input type="radio"/></p>
<p>H29. What was his/her date of birth?</p> <p>Month Year</p>	<p>SECTION J: Common-law partnerships J</p>
<p>H30. INTERVIEWER CHECK ITEM:</p> <p>Review H2.</p> <p>Has the respondent ever been a partner in a common-law relationship (H2 = Yes)?</p> <p>Yes 4 <input type="radio"/></p> <p>No 5 <input type="radio"/> → GO TO H33</p>	<p>J1. INTERVIEWER CHECK ITEM:</p> <p>Review H2.</p> <p>Has the respondent ever been a partner in a common-law relationship (H2 = Yes)?</p> <p>Yes 1 <input type="radio"/></p> <p>No 2 <input type="radio"/> → GO TO K1</p>
<p>H31. Did you and your second spouse live common-law before entering into this marriage?</p> <p>Yes 6 <input type="radio"/></p> <p>No 7 <input type="radio"/> → GO TO H33</p>	<p>J2. Are you now living with a common-law partner?</p> <p>Yes 3 <input type="radio"/> → GO TO J5</p> <p>No 4 <input type="radio"/> → GO TO J4</p>
<p>H32. Approximately when did you and your second husband/wife begin to live together?</p> <p>Month Year</p>	<p>J3. INTERVIEWER CHECK ITEM:</p> <p>Review H2.</p> <p>Has the respondent ever been a partner in a common-law relationship (H2 = Yes)?</p> <p>Yes 5 <input type="radio"/></p> <p>No 6 <input type="radio"/> → GO TO K1</p>
<p>H33. Did your second marriage end in ...</p> <p>(Read categories and record month and year)</p> <p>When?</p> <p>Month Year</p> <p>Separation and then divorce or annulment? ... 1 <input type="radio"/> { sep. [2][][][3][] div. ann. [4][][][5][]</p> <p>Separation only? 6 <input type="radio"/> → [][][][][]</p> <p>Death of spouse? 7 <input type="radio"/> → [][][][][]</p> <p>Other 8 <input type="radio"/> → [][][][][]</p>	<p>J4. Have you ever been a partner in a common-law relationship that was not followed by marriage?</p> <p>Yes 7 <input type="radio"/> → GO TO J9</p> <p>No 8 <input type="radio"/> → GO TO K1</p>
<p>H34. In total, how many times have you been legally married?</p> <p>_____ times</p>	<p>J5. Approximately when did you and your partner begin to live together?</p> <p>Month Year</p> <p>J6. What was your partner's marital status before entering into this union? Was it ...</p> <p>Widowed? 1 <input type="radio"/></p> <p>Separated? 2 <input type="radio"/></p> <p>Divorced? 3 <input type="radio"/></p> <p>Single? 4 <input type="radio"/></p>

<p>J7. What is your partner's date of birth?</p> <div style="display: flex; justify-content: space-around; margin-top: 10px;"> <div style="border: 1px solid black; width: 20px; height: 20px; display: flex; align-items: center; justify-content: center;"> </div> <div style="border: 1px solid black; width: 20px; height: 20px; display: flex; align-items: center; justify-content: center;"> </div> </div> <p style="margin-top: 5px;">Month Year</p>	<div style="border: 1px solid black; padding: 5px; margin-bottom: 5px;"> SECTION K: Satisfaction K </div> <p>K1. Now, I am going to ask you to rate certain areas of your life.</p>
<p>J8. Have you had a previous common-law relationship that was not followed by marriage?</p> <p>Yes <input type="radio"/> 5</p> <p>No <input type="radio"/> 6 → GO TO K1</p>	<p>K2. Would you describe yourself as ...</p> <p>Very happy? <input type="radio"/> 1</p> <p>Somewhat happy? <input type="radio"/> 2</p> <p>Somewhat unhappy? <input type="radio"/> 3</p> <p>Very unhappy? <input type="radio"/> 4</p> <p>No opinion <input type="radio"/> 5</p>
<p>J9. Approximately when did you begin your first common-law relationship that was not followed by marriage?</p> <div style="display: flex; justify-content: space-around; margin-top: 10px;"> <div style="border: 1px solid black; width: 20px; height: 20px; display: flex; align-items: center; justify-content: center;"> </div> <div style="border: 1px solid black; width: 20px; height: 20px; display: flex; align-items: center; justify-content: center;"> </div> </div> <p style="margin-top: 5px;">Month Year</p>	<p>K3. How would you describe your state of health? Compared to other persons your age, would you say it is ...</p> <p>Excellent? <input type="radio"/> 6</p> <p>Good? <input type="radio"/> 7</p> <p>Fair? <input type="radio"/> 8</p> <p>Poor? <input type="radio"/> 9</p>
<p>J10. What was that partner's marital status before entering into that union? Was it ...</p> <p>Widowed? <input type="radio"/> 2</p> <p>Separated? <input type="radio"/> 3</p> <p>Divorced? <input type="radio"/> 4</p> <p>Single? <input type="radio"/> 5</p>	
<p>J11. What was that partner's date of birth?</p> <div style="display: flex; justify-content: space-around; margin-top: 10px;"> <div style="border: 1px solid black; width: 20px; height: 20px; display: flex; align-items: center; justify-content: center;"> </div> <div style="border: 1px solid black; width: 20px; height: 20px; display: flex; align-items: center; justify-content: center;"> </div> </div> <p style="margin-top: 5px;">Month Year</p>	
<p>J12. Did this partnership end by separation or by the death of your partner? (Record reason, month and year)</p> <div style="text-align: right; margin-right: 50px;">When?</div> <div style="text-align: center; margin-right: 50px;">Month Year</div> <p>Separation <input type="radio"/> 6 → <div style="border: 1px solid black; width: 20px; height: 20px; display: flex; align-items: center; justify-content: center;"> </div> <div style="border: 1px solid black; width: 20px; height: 20px; display: flex; align-items: center; justify-content: center;"> </div></p> <p>Death of partner <input type="radio"/> 7 → <div style="border: 1px solid black; width: 20px; height: 20px; display: flex; align-items: center; justify-content: center;"> </div> <div style="border: 1px solid black; width: 20px; height: 20px; display: flex; align-items: center; justify-content: center;"> </div></p>	
<p>J13. Have you been a partner in any other common-law relationships that were not followed by marriage?</p> <p>Yes <input type="radio"/> 8</p> <p>No <input type="radio"/> 9 → GO TO K1</p>	
<p>J14. Approximately when did you begin your second common-law relationship that was not followed by marriage?</p> <div style="display: flex; justify-content: space-around; margin-top: 10px;"> <div style="border: 1px solid black; width: 20px; height: 20px; display: flex; align-items: center; justify-content: center;"> </div> <div style="border: 1px solid black; width: 20px; height: 20px; display: flex; align-items: center; justify-content: center;"> </div> </div> <p style="margin-top: 5px;">Month Year</p>	
<p>J15. What was that partner's marital status before entering into that union? Was it ...</p> <p>Widowed? <input type="radio"/> 1</p> <p>Separated? <input type="radio"/> 2</p> <p>Divorced? <input type="radio"/> 3</p> <p>Single? <input type="radio"/> 4</p>	
<p>J16. What was that partner's date of birth?</p> <div style="display: flex; justify-content: space-around; margin-top: 10px;"> <div style="border: 1px solid black; width: 20px; height: 20px; display: flex; align-items: center; justify-content: center;"> </div> <div style="border: 1px solid black; width: 20px; height: 20px; display: flex; align-items: center; justify-content: center;"> </div> </div> <p style="margin-top: 5px;">Month Year</p>	
<p>J17. Did this partnership end by separation or by the death of your partner? (Record reason, month and year)</p> <div style="text-align: right; margin-right: 50px;">When?</div> <div style="text-align: center; margin-right: 50px;">Month Year</div> <p>Separation <input type="radio"/> 5 → <div style="border: 1px solid black; width: 20px; height: 20px; display: flex; align-items: center; justify-content: center;"> </div> <div style="border: 1px solid black; width: 20px; height: 20px; display: flex; align-items: center; justify-content: center;"> </div></p> <p>Death of partner <input type="radio"/> 6 → <div style="border: 1px solid black; width: 20px; height: 20px; display: flex; align-items: center; justify-content: center;"> </div> <div style="border: 1px solid black; width: 20px; height: 20px; display: flex; align-items: center; justify-content: center;"> </div></p>	
<p>J18. In total, how many times have you been a partner in common-law relationships that were not followed by marriage?</p> <div style="display: flex; align-items: center; margin-top: 10px;"> <div style="border: 1px solid black; width: 20px; height: 20px; display: flex; align-items: center; justify-content: center;"> </div> <div style="margin-left: 5px;">times</div> </div>	

L SECTION L: Classification	
<p>L1. Now a few general questions.</p> <p>L2. How many times did you move in the last 10 years, that is since January 1980?</p> <div style="margin-left: 40px;"> <div style="border: 1px solid black; width: 20px; height: 15px; display: inline-block;"></div> times </div> <div style="margin-left: 100px;"> None 00 ○ </div> <p>L3. When did you move to your present address?</p> <div style="margin-left: 40px;"> <div style="border: 1px solid black; width: 20px; height: 15px; display: inline-block;"></div> / <div style="border: 1px solid black; width: 20px; height: 15px; display: inline-block;"></div> </div> <div style="margin-left: 40px;"> Month Year </div> <div style="margin-left: 40px;"> Always lived there 1 ○ → GO TO L6 </div> <p>L4. How far away did you last live before moving to your present address? Was it within ...</p> <div style="margin-left: 40px;"> 10 km (6 miles or 10 minutes by car)? ... 2 ○ 150 km (30 miles or 30 minutes by car)? ... 3 ○ 100 km (60 miles or 1 hour by car)? ... 4 ○ 200 km (120 miles or 2 hours by car)? ... 5 ○ 400 km (240 miles or 4 hours by car)? ... 6 ○ 1000 km (600 miles or 10 hours by car)? ... 7 ○ Beyond 1000 km (more than 600 miles or 10 hours by car)? ... 8 ○ </div> <p>L5. What were your reasons for this move? (Mark all that apply)</p> <div style="margin-left: 40px;"> Your work 01 ○ Other family member's work 02 ○ To be closer to family 03 ○ To take care of family member 04 ○ Marriage 05 ○ Separation 06 ○ To move to own dwelling/ independence 07 ○ To move to a larger home 08 ○ To move to a smaller home 09 ○ To move to a less expensive home 10 ○ To purchase a home 11 ○ To move to a better neighbourhood/ change in neighbourhood 12 ○ To attend school 13 ○ Financial reasons 14 ○ Other 15 ○ </div> <div style="text-align: right; margin-right: 40px;"> ↓ Specify </div> <div style="margin-left: 40px;"> <div style="border: 1px solid black; width: 100%; height: 15px; margin-bottom: 5px;"></div> <div style="border: 1px solid black; width: 100%; height: 15px;"></div> </div>	<p>L6. In what type of dwelling are you now living? Is it a...</p> <div style="margin-left: 40px;"> Single detached house? 1 ○ Semi-detached or double (side-by-side)? 2 ○ Garden house, town house or row house? 3 ○ Duplex (one above the other)? 4 ○ Low-rise apartment (less than 5 stories)? 5 ○ High-rise apartment (5 or more stories)? 6 ○ Mobile home? 7 ○ Other 8 ○ </div> <div style="text-align: right; margin-right: 40px;"> ↓ Specify </div> <div style="margin-left: 40px;"> <div style="border: 1px solid black; width: 100%; height: 15px; margin-bottom: 5px;"></div> <div style="border: 1px solid black; width: 100%; height: 15px;"></div> </div> <p>L7. Is this dwelling owned by a member of this household?</p> <div style="margin-left: 40px;"> Yes 1 ○ No 2 ○ </div> <p>L8. What is your postal code?</p> <div style="margin-left: 40px;"> <div style="border: 1px solid black; width: 20px; height: 15px; display: inline-block;"></div> / <div style="border: 1px solid black; width: 20px; height: 15px; display: inline-block;"></div> </div> <div style="margin-left: 40px;"> Don't know 3 ○ </div> <p>L9. How many telephones, including extensions, are there in your dwelling?</p> <div style="margin-left: 40px;"> One 4 ○ → GO TO L14 Two or more 5 ○ </div> <p>L10. Do all the telephones have the same number?</p> <div style="margin-left: 40px;"> Yes 6 ○ → GO TO L14 No 7 ○ </div> <p>L11. How many different numbers are there?</p> <div style="margin-left: 40px;"> <div style="border: 1px solid black; width: 20px; height: 15px; display: inline-block;"></div> </div> <p>L12. Are any of these numbers for business use only?</p> <div style="margin-left: 40px;"> Yes 8 ○ No 9 ○ → GO TO L14 </div> <p>L13. How many are for business use only?</p> <div style="margin-left: 40px;"> <div style="border: 1px solid black; width: 20px; height: 15px; display: inline-block;"></div> </div>

(Accept multiple responses)

- English? 02 ☐
- Irish? 03 ☐
- Scottish? 04 ☐
- French? 01 ☐
- German? 05 ☐
- Italian? 06 ☐
- Ukrainian? 07 ☐
- Other 08 ☐

Specify

- ### Specify

No religion 01 ☐ → GO TO L25

Roman Catholic 02 ☐

United Church 03 ☐

Anglican 04 ☐

Presbyterian 05 ☐

Lutheran 06 ☐

Baptist 07 ☐

Eastern Orthodox 08 ☐

Jewish 09 ☐

Other 10 ☐

Specify

Was it . . .

- L27. Were you studying full-time or part-time?

- Yes 1 ☐
No 2 ☐ → GO TO L36

| 3 | | weeks

4 | | hours

Yes 5 ☐
No 6 ☐

<p>L32. Did you regularly work on Saturday or Sunday?</p> <p>Yes 7 <input type="radio"/></p> <p>No 8 <input type="radio"/></p>	<p>L39. Was he/she studying full-time or part-time?</p> <p>Full-time 1 <input type="radio"/></p> <p>Part-time 2 <input type="radio"/></p>
<p>L33. For whom did you work for the longest time during the past 12 months? (Name of business, government department or agency, or person)</p> <div style="border-bottom: 1px solid black; height: 1.2em; width: 100%;"></div> <div style="border-bottom: 1px solid black; height: 1.2em; width: 100%;"></div> <div style="border-bottom: 1px solid black; height: 1.2em; width: 100%;"></div> <div style="border-bottom: 1px solid black; height: 1.2em; width: 100%;"></div>	<p>L40. Did your spouse have a job or was he/she self-employed at any time during the past 12 months?</p> <p>Yes 3 <input type="radio"/></p> <p>No 4 <input type="radio"/> → GO TO L45</p>
<p>L34. What kind of business, industry or service was this? (Give full description: e.g. paper box manufacturing, retail shoe store, municipal board of education)</p> <div style="border-bottom: 1px solid black; height: 1.2em; width: 100%;"></div> <div style="border-bottom: 1px solid black; height: 1.2em; width: 100%;"></div> <div style="border-bottom: 1px solid black; height: 1.2em; width: 100%;"></div> <div style="border-bottom: 1px solid black; height: 1.2em; width: 100%;"></div>	<p>L41. Including vacation, illness, strikes, lock-outs and maternity/paternity leave, for how many weeks during the past 12 months did he/she do any work at a job or business?</p> <p>[5] [] weeks</p>
<p>L35. What kind of work were you doing? (Give full description: e.g. accounts clerk, dairy farmer, primary school teacher)</p> <div style="border-bottom: 1px solid black; height: 1.2em; width: 100%;"></div> <div style="border-bottom: 1px solid black; height: 1.2em; width: 100%;"></div> <div style="border-bottom: 1px solid black; height: 1.2em; width: 100%;"></div> <div style="border-bottom: 1px solid black; height: 1.2em; width: 100%;"></div>	<p>L42. During those weeks, how many hours per week did he/she usually work?</p> <p>[6] [] hours</p>
<p>L36. INTERVIEWER CHECK ITEM: Review H5 and J2. Is the respondent living with his/her spouse or partner (H5 = Yes or J2 = Yes)?</p> <p>Yes 1 <input type="radio"/></p> <p>No 2 <input type="radio"/> → GO TO L46</p>	<p>L43. Did he/she regularly work evening or night shifts?</p> <p>Yes 7 <input type="radio"/></p> <p>No 8 <input type="radio"/></p>
<p>L37. The next few questions are about your spouse/partner.</p>	<p>L44. Did he/she regularly work on Saturday or Sunday?</p> <p>Yes 1 <input type="radio"/></p> <p>No 2 <input type="radio"/></p>
<p>L38. During the past 12 months, what best describes your spouse's MAIN activity? Was he/she mainly ...</p> <p>Working at a job or business? 3 <input type="radio"/> → GO TO L41</p> <p>Looking for work? 4 <input type="radio"/> → GO TO L40</p> <p>A student? 5 <input type="radio"/></p> <p>Keeping house? 6 <input type="radio"/></p> <p>Retired? 7 <input type="radio"/> } GO TO L40</p> <p>Other 8 <input type="radio"/> }</p> <p style="text-align: center;">↓ Specify</p> <div style="border-bottom: 1px solid black; height: 1.2em; width: 100%;"></div> <div style="border-bottom: 1px solid black; height: 1.2em; width: 100%;"></div>	<p>L45. What is the highest level of education your spouse attained?</p> <p>Masters or earned doctorate 01 <input type="radio"/></p> <p>Bachelor or undergraduate degree, or teacher's college 02 <input type="radio"/></p> <p>Diploma or certificate from community college, CEGEP or nursing school 03 <input type="radio"/></p> <p>Diploma or certificate from trade, technical or vocational school, or business college 04 <input type="radio"/></p> <p>Some university 05 <input type="radio"/></p> <p>Some community college, CEGEP or nursing school 06 <input type="radio"/></p> <p>Some trade, technical or vocational school, or business college 07 <input type="radio"/></p> <p>Secondary/high school graduation 08 <input type="radio"/></p> <p>Some secondary high school 09 <input type="radio"/></p> <p>Elementary school (some or completed) 10 <input type="radio"/></p> <p>No schooling 11 <input type="radio"/></p> <p>Other 12 <input type="radio"/></p> <p style="text-align: right;">↓ Specify</p> <div style="border-bottom: 1px solid black; height: 1.2em; width: 100%;"></div> <div style="border-bottom: 1px solid black; height: 1.2em; width: 100%;"></div>

L46. During 1989, did you receive income ...

Yes No

- a) From wages, salary or self-employment? 1 ☐ 2 ☐
- b) From government, such as Family Allowance, Unemployment Insurance, Social Assistance, Canada or Quebec Pension Plan or Old Age Security? 3 ☐ 4 ☐
- c) From interest, dividends, investments or private pensions? 5 ☐ 6 ☐
- d) From any other sources, such as alimony, scholarships, etc.? 7 ☐ 8 ☐

L47. What is your best estimate of your total personal income in 1989 from all sources, including those just mentioned?

Income 1 ☐ → \$

--	--	--	--	--	--	--	--	--	--

 .00

No income 2 ☐

Don't know 3 ☐

L48. Including yourself, how many persons in your household received income from any source, during 1989?

11 persons

L49. INTERVIEWER CHECK ITEM:

Review L48.

```

If L48 = 01 ..... 4 ○ → GO TO M1
Otherwise ..... 5 ○

```

L50. What is your best estimate of the total income of all household members from all sources in 1989? Was the total household income . . .

Less than \$20,000? 01

- Less than \$10,000? 05
 - Less than \$5,000? 09
 - \$5,000 and more? 10
- \$10,000 and more? 06
 - Less than \$15,000? 11
 - \$15,000 and more? 12

\$20,000 and more? 02

- Less than \$40,000? 07
 - Less than \$30,000? 13
 - \$30,000 and more? 14
- \$40,000 and more? 08
 - Less than \$60,000? 15
 - \$60,000 to \$79,999? 16
 - \$80,000 and more? 17

No income 03

Don't know . . . 04

This image shows a single sheet of white paper with horizontal blue or grey ruling lines. The lines are evenly spaced and run across the width of the page. There is no handwriting or other markings on the paper.

APPENDIX C

Topical Index of Variables

TOPICAL INDEX TO VARIABLES

<u>VARIABLE</u>	<u>VARIABLE DESCRIPTION</u>	<u>PAGE</u>
SECTION X: GENERAL CHARACTERISTICS		
RECID	RECORD IDENTIFICATION NUMBER	C1
FWGHT	FINAL WEIGHT	C1
DVPROV	PROVINCE OF RESIDENCE OF RESPONDENT	C2
DVSEX	SEX OF RESPONDENT	C2
AGE	AGE OF RESPONDENT	C3
DVAGEGR	AGE GROUP OF RESPONDENT	C3
DVAGESP	AGE DIFFERENCE BETWEEN RESP AND CURRENT SPOUSE/PAR	C4
DVCURMS2	RESPONDENT'S CURRENT LEGAL MARITAL STATUS	C5
DVCURMS4	RESPONDENT'S MARITAL STATUS, COMMON-LAW SEPARATE	C5
DVELL	NUMBER OF ELIGIBLE PEOPLE IN HOUSEHOLD	C6
DVSIZE	TOTAL NUMBER OF PERSONS LIVING IN HOUSEHOLD	C6
FAMNUM	NUMBER OF ECONOMIC FAMILIES IN HOUSEHOLD	C7
HHTYPE	HOUSEHOLD TYPE	C8
DVLVGR2	RESPONDENT LIVES WITH ...	C9
CHILDIN	RESPONDENT'S CHILDREN LIVING IN HOUSEHOLD	C10
CHILDOUT	RESPONDENT'S CHILDREN LIVING OUTSIDE HOUSEHOLD	C10
CHILDAge	RESPONDENT'S CHILDREN IN HOUSEHOLD BY AGE	C11
DVCHILD5	YEARS SINCE FIRST CHILD LEFT HOME	C11
DVCHILD6	YEARS SINCE LAST CHILD LEFT HOME	C12
SECTION A: PARENTS AND GRANDPARENTS		
DVA2A	REGION OF BIRTH OF MOTHER	C12
DVA2B	MOTHER'S PROVINCE OF BIRTH	C13
A3A	RESPONDENT'S MOTHER STILL LIVING?	C13
DVA3B	AGE OF RESPONDENT WHEN MOTHER DIED	C14
DVA4	AGE OF MOTHER	C14
DVA5	RESIDENCE OF MOTHER	C15
DVA7	RESPONDENT'S MOTHER LIVES ...	C15
A8	DISTANCE MOTHER LIVES FROM RESPONDENT	C16
A9	FREQUENCY OF CONTACT WITH MOTHER	C16
A10	PLACE RESPONDENT USUALLY SAW MOTHER	C17
A11	AMOUNT OF TIME RESPONDENT SAW MOTHER	C17
A12A	DISTANCE PREVENTS CONTACT WITH MOTHER?	C18
A12B	POOR RELATIONSHIP PREVENTS CONTACT WITH MOTHER?	C18
A12C	RESPONDENT'S TIME PREVENTS CONTACT WITH MOTHER?	C18
A12D	MOTHER'S TIME PREVENTS CONTACT WITH MOTHER?	C19
A12E	RESPONDENT'S HEALTH PREVENTS CONTACT WITH MOTHER?	C19
A12F	MOTHER'S HEALTH PREVENTS CONTACT WITH MOTHER?	C19
A12G	FINANCIAL REASON PREVENTS CONTACT WITH MOTHER?	C20
A12H	TRANSPORTATION PREVENTS CONTACT WITH MOTHER?	C20
A12I	FAMILY RESPONSIBILITIES PREVENTS SEEING MOTHER?	C20
A12J	OTHER REASON PREVENTS CONTACT WITH MOTHER?	C21
A12K	NO PARTICULAR REASON PREVENTS CONTACT WITH MOTHER?	C21
A13	FREQUENCY OF CONTACT BY LETTER/PHONE WITH MOTHER	C22
A15	MOTHER'S MAIN ACTIVITY	C22

TOPICAL INDEX TO VARIABLES

<u>VARIABLE</u>	<u>VARIABLE DESCRIPTION</u>	<u>PAGE</u>
A16	MOTHER STUDYING FULL-TIME OR PART-TIME	C23
A17	DID MOTHER HAVE A JOB/SELF-EMPLOYED?	C23
A18	NUMBER OF WEEKS MOTHER WORKED AT A JOB/BUSINESS	C24
A19	MOTHER WORKED FULL-TIME OR PART-TIME	C24
A20	MOTHER WORKED EVENING OR NIGHT SHIFT?	C25
A21	MOTHER WORKED REGULARLY SATURDAY OR SUNDAY?	C25
DVA22A	REGION OF BIRTH OF FATHER	C26
DVA22B	FATHER'S PROVINCE OF BIRTH	C26
A23A	RESPONDENT'S FATHER STILL LIVING?	C27
DVA23B	AGE OF RESPONDENT WHEN FATHER DIED	C27
DVA24	AGE OF FATHER	C28
DVA27	MOTHER AND FATHER LIVE TOGETHER	C28
DVA28	RESIDENCE OF FATHER	C29
DVA30	RESPONDENT'S FATHER LIVES ...	C29
A31	DISTANCE FATHER LIVES FROM RESPONDENT	C30
A32	FREQUENCY OF CONTACT WITH FATHER	C30
A33	PLACE RESPONDENT USUALLY SAW FATHER	C31
A34	AMOUNT OF TIME RESPONDENT SAW FATHER	C31
A35A	DISTANCE PREVENTS CONTACT WITH FATHER?	C32
A35B	POOR RELATIONSHIP PREVENTS CONTACT WITH FATHER?	C32
A35C	RESPONDENT'S TIME PREVENTS CONTACT WITH FATHER?	C33
A35D	FATHER'S TIME PREVENTS CONTACT WITH FATHER?	C33
A35E	RESPONDENT'S HEALTH PREVENTS CONTACT WITH FATHER?	C34
A35F	FATHER'S HEALTH PREVENTS CONTACT WITH FATHER?	C34
A35G	FINANCIAL REASON PREVENTS CONTACT WITH FATHER?	C35
A35H	TRANSPORTATION PREVENTS CONTACT WITH FATHER?	C35
A35I	FAMILY RESPONSIBILITIES PREVENTS SEEING FATHER?	C36
A35J	OTHER REASON PREVENTS CONTACT WITH FATHER?	C36
A35K	NO PARTICULAR REASON PREVENTS CONTACT WITH FATHER?	C37
A36	FREQUENCY OF CONTACT BY LETTER/PHONE WITH FATHER	C37
A38	FATHER'S MAIN ACTIVITY	C38
A39	FATHER STUDYING FULL-TIME OR PART-TIME	C38
A40	DID FATHER HAVE JOB/SELF-EMPLOYED?	C39
A41	NUMBER OF WEEKS FATHER WORKED AT A JOB/BUSINES	C39
A42	FATHER WORKED FULL-TIME OF PART-TIME	C40
A43	FATHER WORKED EVENING OR NIGHT SHIFTS?	C40
A44	FATHER WORKED REGULARLY SATURDAY OR SUNDAY?	C40
A46	AGE RESPONDENT LAST LIVED WITH EITHER PARENTS	C41
A47	MAIN REASON FOR RESPONDENT'S MOVE	C41
A49	RESPONDENT ALWAYS LIVED WITH EITHER PARENT?	C42
A50	AGE OF RESPONDENT WHEN HE/SHE LAST LEFT HOME	C42
A51	MAIN REASON FOR RESPONDENT'S MOVE	C43
DVA52	AGE RESPONDENT STARTED LIVING WITH PARENTS AGAIN	C43
A53A	GRANDPARENT'S STILL LIVING?	C44
A53BA	GRANDPARENT STILL LIVING: MOTHER'S MOTHER?	C44
A53BB	GRANDPARENT STILL LIVING: MOTHER'S FATHER?	C44
A53BC	GRANDPARENT STILL LIVING: FATHER'S MOTHER?	C45
A53BD	GRANDPARENT STILL LIVING: FATHER'S FATHER?	C45
A54	ANY GRANDPARENTS LIVE OUTSIDE HOUSEHOLD?	C45
A56	FREQUENCY OF CONTACT WITH GRANDPARENTS	C46

TOPICAL INDEX TO VARIABLES

<u>VARIABLE</u>	<u>VARIABLE DESCRIPTION</u>	<u>PAGE</u>
A57	FREQUENCY OF CONTACT BY LETTER/PHONE	C46
SECTION B: BROTHERS AND SISTERS		
DVB2	TOTAL NUMBER OF BROTHERS AND SISTERS	C47
DVB3	NUMBER OF BROTHERS STILL LIVING	C47
DVB4	NUMBER OF OLDER BROTHERS	C48
DVB5	NUMBER OF SISTERS STILL LIVING	C48
DVB6	NUMBER OF OLDER SISTERS	C49
B8	ANY BROTHERS OR SISTERS LIVING OUTSIDE HOUSEHOLD?	C49
B10	FREQUENCY OF CONTACT WITH BROTHERS OR SISTERS	C50
B11	FREQUENCY OF CONTACT BY LETTER/PHONE WITH SIBLINGS	C50
SECTION C: CHILDREN		
DVC2	NUMBER OF STEP-CHILDREN RAISED BY RESPONDENT	C51
DVC3	NUMBER OF CHILDREN ADOPTED BY RESPONDENT	C51
DVC4	NUMBER OF NATURAL CHILDREN	C52
DVC6	NUMBER OF GRANDCHILDREN	C53
DVST1A	AGE OF 1ST STEP-CHILD	C54
DVST1C	SEX OF 1ST STEP-CHILD	C54
DVST1EA	LIVING IN HOUSEHOLD? - 1ST STEP-CHILD	C55
DVST1EB	AGE WHEN HE/SHE LEFT HOME - 1ST STEP-CHILD	C55
DVST2A	AGE OF 2ND STEP-CHILD	C56
DVST2C	SEX OF 2ND STEP-CHILD	C56
DVST2EA	LIVING IN HOUSEHOLD? - 2ND STEP-CHILD	C57
DVST2EB	AGE WHEN HE/SHE LEFT HOME - 2ND STEP-CHILD	C57
DVST3A	AGE OF 3RD STEP-CHILD	C58
DVST3C	SEX OF 3RD STEP-CHILD	C58
DVST3EA	LIVING IN HOUSEHOLD? - 3RD STEP-CHILD	C59
DVST3EB	AGE WHEN HE/SHE LEFT HOME - 3RD STEP-CHILD	C59
DVAD1A	AGE OF 1ST ADOPTED CHILD	C60
DVAD1C	SEX OF 1ST ADOPTED CHILD	C60
DVAD1EA	LIVING IN HOUSEHOLD? - 1ST ADOPTED CHILD	C61
DVAD1EB	AGE WHEN HE/SHE LEFT HOME - 1ST ADOPTED CHILD	C61
DVAD2A	AGE OF 2ND ADOPTED CHILD	C62
DVAD2C	SEX OF 2ND ADOPTED CHILD	C62
DVAD2EA	LIVING IN HOUSEHOLD? - 2ND ADOPTED CHILD	C63
DVAD2EB	AGE WHEN HE/SHE LEFT HOME - 2ND ADOPTED CHILD	C63
DVNT01A	AGE OF 1ST NATURAL CHILD	C64
DVNT01C	SEX OF 1ST NATURAL CHILD	C64
DVNT01EA	LIVING IN HOUSEHOLD? - 1ST NATURAL CHILD	C65
DVNT01EB	AGE WHEN HE/SHE LEFT HOME - 1ST NATURAL CHILD	C65
DVNT01F	AGE OF RESPONDENT WHEN 1ST CHILD BORN	C66
DVNT02A	AGE OF 2ND NATURAL CHILD	C66
DVNT02C	SEX OF 2ND NATURAL CHILD	C67
DVNT02EA	LIVING IN HOUSEHOLD? - 2ND NATURAL CHILD	C67
DVNT02EB	AGE WHEN HE/SHE LEFT HOME - 2ND NATURAL CHILD	C68

TOPICAL INDEX TO VARIABLES

<u>VARIABLE</u>	<u>VARIABLE DESCRIPTION</u>	<u>PAGE</u>
DVNT02F	AGE OF RESPONDENT WHEN 2ND CHILD BORN	C68
DVNT03A	AGE OF 3RD NATURAL CHILD	C69
DVNT03C	SEX OF 3RD NATURAL CHILD	C69
DVNT03EA	LIVING IN HOUSEHOLD? - 3RD NATURAL CHILD	C70
DVNT03EB	AGE WHEN HE/SHE LEFT HOME - 3RD NATURAL CHILD	C70
DVNT03F	AGE OF RESPONDENT WHEN 3RD CHILD BORN	C71
DVNT04A	AGE OF 4TH NATURAL CHILD	C71
DVNT04C	SEX OF 4TH NATURAL CHILD	C72
DVNT04EA	LIVING IN HOUSEHOLD? - 4TH NATURAL CHILD	C72
DVNT04EB	AGE WHEN HE/SHE LEFT HOME - 4TH NATURAL CHILD	C73
DVNT04F	AGE OF RESPONDENT WHEN 4TH CHILD BORN	C73
DVNT05A	AGE OF 5TH NATURAL CHILD	C74
DVNT05C	SEX OF 5TH NATURAL CHILD	C74
DVNT05EA	LIVING IN HOUSEHOLD? - 5TH NATURAL CHILD	C75
DVNT05EB	AGE WHEN HE/SHE LEFT HOME - 5TH NATURAL CHILD	C75
DVNT05F	AGE OF RESPONDENT WHEN 5TH CHILD BORN	C76
DVNT06A	AGE OF 6TH NATURAL CHILD	C76
DVNT06C	SEX OF 6TH NATURAL CHILD	C77
DVNT06EA	LIVING IN HOUSEHOLD? - 6TH NATURAL CHILD	C77
DVNT06EB	AGE WHEN HE/SHE LEFT HOME - 6TH NATURAL CHILD	C78
DVNT06F	AGE OF RESPONDENT WHEN 6TH CHILD BORN	C78
DVNT07A	AGE OF 7TH NATURAL CHILD	C79
DVNT07C	SEX OF 7TH NATURAL CHILD	C79
DVNT07EA	LIVING IN HOUSEHOLD? - 7TH NATURAL CHILD	C80
DVNT07EB	AGE WHEN HE/SHE LEFT HOME - 7TH NATURAL CHILD	C80
DVNT07F	AGE OF RESPONDENT WHEN 7TH CHILD BORN	C81
DVNT08A	AGE OF 8TH NATURAL CHILD	C81
DVNT08C	SEX OF 8TH NATURAL CHILD	C82
DVNT08EA	LIVING IN HOUSEHOLD? - 8TH NATURAL CHILD	C82
DVNT08EB	AGE WHEN HE/SHE LEFT HOME - 8TH NATURAL CHILD	C83
DVNT08F	AGE OF RESPONDENT WHEN 8TH CHILD BORN	C83
DVNT09A	AGE OF 9TH NATURAL CHILD	C84
DVNT09C	SEX OF 9TH NATURAL CHILD	C84
DVNT09EA	LIVING IN HOUSEHOLD? - 9TH NATURAL CHILD	C85
DVNT09EB	AGE WHEN HE/SHE LEFT HOME - 9TH NATURAL CHILD	C85
DVNT09F	AGE OF RESPONDENT WHEN 9TH CHILD BORN	C86
DVNT10A	AGE OF 10TH NATURAL CHILD	C86
DVNT10C	SEX OF 10TH NATURAL CHILD	C87
DVNT10EA	LIVING IN HOUSEHOLD? - 10TH NATURAL CHILD	C87
DVNT10EB	AGE WHEN HE/SHE LEFT HOME - 10TH NATURAL CHILD	C88
DVNT10F	AGE OF RESPONDENT WHEN 10TH CHILD BORN	C89
C10A	CHILDCARE RECEIVED ON A REGULAR BASIS?	C89
C10B	NUMBER OF CHILDREN RECEIVING CHILDCARE	C90
DVC10	NUMBER OF CHILDREN IN HOUSEHOLD <15 YEARS OF AGE	C90
C11A	REASON FOR CHILDCARE: WORK AT A JOB?	C91
C11B	REASON FOR CHILDCARE: STUDY?	C91
C11C	REASON FOR CHILDCARE: VOLUNTEER WORK?	C92
C11D	REASON FOR CHILDCARE: CARE FOR FAMILY OR FRIEND?	C92
C11E	REASON FOR CHILDCARE: DO SOMETHING ELSE?	C93
C12	CHILD RECEIVED CHILDCARE OUTSIDE HOUSEHOLD?	C93

TOPICAL INDEX TO VARIABLES

<u>VARIABLE</u>	<u>VARIABLE DESCRIPTION</u>	<u>PAGE</u>
C13A	CHILD GOES TO: A WORKPLACE DAYCARE CENTER?	C94
C13B	CHILD GOES TO: ANOTHER DAYCARE CENTER?	C94
C13C	CHILD GOES TO: A SITTER OR NEIGHBOUR'S HOME?	C95
C13D	CHILD GOES TO: A GRANDPARENT'S HOME?	C95
C13E	CHILD GOES TO: ANOTHER RELATIVE'S HOME?	C96
C13F	CHILD GOES TO: SOME OTHER ARRANGEMENT?	C96
C14	CHILD RECEIVED CHILDCARE IN YOUR HOME?	C97
C15A	CARE PROVIDED BY: CHILD'S GRANDPARENT?	C97
C15B	CARE PROVIDED BY: ANOTHER RELATIVE?	C98
C15C	CARE PROVIDED BY: A SITTER OR NANNY?	C98
C15D	CARE PROVIDED BY: SOMEONE ELSE?	C99
DVC17A	REFERENCE CHILD <15 LIVING OUTSIDE HOUSEHOLD - AGE	C99
DVC17C	REFERENCE CHILD <15 LIVING OUTSIDE HOUSEHOLD - SEX	C100
DVC17D	REFERENCE CHILD <15 LIVING OUTSIDE HOUSEHOLD-TYPE	C100
DVC17EB	AGE WHEN REFERENCE CHILD <15 LEFT HOME	C101
DVC17R	AGE OF RESPONDENT WHEN REFERENCE CHILD <15 LEFT	C101
C18	WHO DOES REFERENCE CHILD LIVE WITH	C102
C19	DISTANCE REFERENCE CHILD LIVES FROM RESPONDENT	C102
C20	FREQUENCY OF CONTACT WITH REFERENCE CHILD	C103
C21	AMOUNT OF TIME RESPONDENT SAW REFERENCE CHILD	C103
C22A	DISTANCE PREVENTS SEEING REFERENCE CHILD?	C104
C22B	POOR RELATIONSHIP PREVENTS SEEING REF. CHILD?	C104
C22C	RESPONDENT'S TIME PREVENTS SEEING REF. CHILD?	C105
C22D	RESPONDENT'S HEALTH PREVENTS SEEING REF. CHILD?	C105
C22E	FINANCIAL REASON PREVENTS SEEING REF. CHILD?	C106
C22F	TRANSPORTATION PREVENTS SEEING REF. CHILD?	C106
C22G	FAMILY RESP. PREVENTS SEEING REF. CHILD?	C107
C22H	CUSTODIAL ARRANGEMENTS PREVENTS SEEING REF. CHILD?	C107
C22I	RELATIONSHIP WITH CUST. PREVENTS SEEING REF. CHILD	C108
C22J	OTHER REASON PREVENTS SEEING REFERENCE CHILD?	C108
C22K	NO PARTICULAR REASON PREVENTS SEEING REF. CHILD?	C109
C23	FREQ. OF CONTACT BY LETTER/PHONE WITH REF. CHILD	C109
DVC25	NO. OF CHILDREN >14 YEARS, LIVING WITHIN 100KM	C110
DVC27A	REF. CHILD >14 SEEN MOST OFTEN OUTSIDE HOME - AGE	C110
DVC27C	REF. CHILD >14 SEEN MOST OFTEN OUTSIDE HOME - SEX	C111
DVC27D	REF. CHILD >14 SEEN MOST OFTEN OUTSIDE HOME - TYPE	C111
DVC27EB	AGE WHEN REFERENCE CHILD >14 LEFT HOME	C112
DVC27R	AGE OF RESPONDENT WHEN REF. CHILD >14 LEFT HOME	C112
C31	DOES REFERENCE CHILD LIVE ALONE?	C113
C32A	DOES REFERENCE CHILD LIVE WITH SPOUSE/PARTNER?	C113
C32B	DOES REFERENCE CHILD LIVE WITH HIS/HER CHILDREN?	C114
C32C	DOES REFERENCE CHILD LIVE WITH SOMEONE ELSE?	C114
C32CA	DOES REFERENCE CHILD LIVE WITH FRIEND/ROOMMATE?	C115
C32CB	DOES REFERENCE CHILD LIVE WITH MOTHER/FATHER?	C115
C32CC	DOES REFERENCE CHILD LIVE WITH OTHER RELATIVE?	C116
C33	DISTANCE REFERENCE CHILD LIVES FROM RESPONDENT	C116
C34	REFERENCE CHILD'S MAIN ACTIVITY	C117
C35	FREQUENCY OF CONTACT WITH REFERENCE CHILD	C117
C36	PLACE RESPONDENT USUALLY SAW REFERENCE CHILD	C118
C37	AMOUNT OF TIME RESPONDENT SAW REFERENCE CHILD	C118

TOPICAL INDEX TO VARIABLES

<u>VARIABLE</u>	<u>VARIABLE DESCRIPTION</u>	<u>PAGE</u>
C38A	DISTANCE PREVENTS SEEING REFERENCE CHILD?	C119
C38B	POOR RELATIONSHIP PREVENTS SEEING REFERENCE CHILD?	C119
C38C	RESPONDENT'S TIME PREVENTS SEEING REFERENCE CHILD?	C120
C38D	HIS/HER TIME PREVENTS SEEING REFERENCE CHILD?	C120
C38E	RESPONDENT'S HEALTH PREVENTS SEEING REF. CHILD?	C121
C38F	CHILD'S HEALTH PREVENTS SEEING REFERENCE CHILD?	C121
C38G	FINANCIAL REASON PREVENTS SEEING REFERENCE CHILD?	C122
C38H	TRANSPORTATION PREVENTS SEEING REFERENCE CHILD?	C122
C38I	FAMILY RESP. PREVENTS SEEING REFERENCE CHILD?	C123
C38J	OTHER REASON PREVENTS SEEING REFERENCE CHILD?	C123
C38K	NO PARTICULAR REASON PREVENTS SEEING REF. CHILD?	C124
C39	FREQ. OF CONTACT BY LETTER/PHONE WITH REF. CHILD	C124

SECTION D: FERTILITY INTENTIONS

D4	HAD AN OPERATION TO PREVENT PREGNANCY?	C125
D5	RESPONDENT/SPOUSE CAN NO LONGER HAVE CHILDREN?	C125
D6	RESPONDENT INTENDS TO HAVE A/ANOTHER CHILD?	C126
DVD7	NUMBER OF CHILDREN RESPONDENT INTENDS TO HAVE	C126

SECTION E: FRIENDS

E1	NUMBER OF PEOPLE RESPONDENT CONSIDERS FRIENDS?	C127
E3	SEX OF RESPONDENT'S CLOSEST FRIEND	C127
E4	PLACE WHERE RESPONDENT'S FRIENDSHIP STARTED?	C128
E5	DISTANCE FRIEND LIVES FROM RESPONDENT	C128
E6	FREQUENCY OF CONTACT WITH FRIEND	C129
E7	FREQUENCY OF CONTACT BY LETTER/PHONE WITH FRIEND	C129

SECTION F: HOUSEHOLD HELP

F3STATUS	STATUS OF QUESTION F3	C130
F3NUM	NUMBER OF PERSONS LISTED IN F3	C130
F3RESP	PERSONS RESPONSIBLE FOR MEAL PREPARATION	C131
F3HELP	WHO HELPED WITH MEAL PREPARATION	C132
F3WORK01	AMOUNT OF MEAL PREPARATION DONE BY RESPONDENT	C133
F3WORK02	AMOUNT OF MEAL PREPARATION DONE BY SPOUSE	C133
F3WORK03	AMOUNT OF MEAL PREPARATION DONE BY RESP. MOTHER	C134
F3WORK04	AMOUNT OF MEAL PREPARATION DONE BY RESP. FATHER	C134
F3WORK05	AMOUNT OF MEAL PREPARATION DONE BY RESP. CHILD A	C135
F3WORK06	AMOUNT OF MEAL PREPARATION DONE BY RESP. CHILD B	C135
F3WORK09	AMOUNT OF MEAL PREPARATION DONE BY OTHER PERSON A	C136
F3WORK10	AMOUNT OF MEAL PREPARATION DONE BY OTHER PERSON B	C136
F4STATUS	STATUS OF QUESTION F4	C137
F4NUM	NUMBER OF PERSONS LISTED IN F4	C137
F4RESP	PERSONS RESPONSIBLE FOR MEAL CLEANUP	C138
F4HELP	WHO HELPED WITH MEAL CLEANUP	C139

TOPICAL INDEX TO VARIABLES

<u>VARIABLE</u>	<u>VARIABLE DESCRIPTION</u>	<u>PAGE</u>
F4WORK01	AMOUNT OF MEAL CLEANUP DONE BY RESPONDENT	C140
F4WORK02	AMOUNT OF MEAL CLEANUP DONE BY SPOUSE	C140
F4WORK03	AMOUNT OF MEAL CLEANUP DONE BY RESPONDENT'S MOTHER	C141
F4WORK04	AMOUNT OF MEAL CLEANUP DONE BY RESPONDENT'S FATHER	C141
F4WORK05	AMOUNT OF MEAL CLEANUP DONE BY RESP.'S CHILD A	C142
F4WORK06	AMOUNT OF MEAL CLEANUP DONE BY RESP.'S CHILD B	C142
F4WORK09	AMOUNT OF MEAL CLEANUP DONE BY OTHER PERSON A	C143
F4WORK10	AMOUNT OF MEAL CLEANUP DONE BY OTHER PERSON B	C143
F5STATUS	STATUS OF QUESTION F5	C144
F5NUM	NUMBER OF PERSONS LISTED IN F5	C144
F5RESP	PERSONS RESPONSIBLE FOR CLEANING AND LAUNDRY	C145
F5HELP	WHO HELPED WITH CLEANING AND LAUNDRY	C146
F5WORK01	AMOUNT OF CLEANING & LAUNDRY DONE BY RESPONDENT	C147
F5WORK02	AMOUNT OF CLEANING & LAUNDRY DONE BY SPOUSE	C147
F5WORK03	AMOUNT OF CLEANING & LAUNDRY DONE BY RESP'S MOTHER	C148
F5WORK04	AMOUNT OF CLEANING & LAUNDRY DONE BY RESP'S FATHER	C148
F5WORK05	AMOUNT OF CLEAN. & LAUNDRY DONE BY RESP.'S CHILD A	C149
F5WORK06	AMOUNT OF CLEAN. & LAUNDRY DONE BY RESP.'S CHILD B	C149
F5WORK09	AMOUNT OF CLEANING & LAUNDRY DONE BY OTHER PERS. A	C150
F5WORK10	AMOUNT OF CLEANING & LAUNDRY DONE BY OTHER PERS. B	C150
F6STATUS	STATUS OF QUESTION F6	C151
F6NUM	NUMBER OF PERSONS LISTED IN F6	C151
F6RESP	PERSONS RESPONSIBLE FOR OUTSIDE MAINTENANCE	C152
F6HELP	WHO HELPED WITH OUTSIDE MAINTENANCE	C153
F6WORK01	AMOUNT OF OUTSIDE MAINTENANCE DONE BY RESPONDENT	C154
F6WORK02	AMOUNT OF OUTSIDE MAINTENANCE DONE BY SPOUSE	C154
F6WORK03	AMOUNT OF OUTSIDE MAINT. DONE BY RESP.'S MOTHER	C155
F6WORK04	AMOUNT OF OUTSIDE MAINT. DONE BY RESP.'S FATHER	C155
F6WORK05	AMOUNT OF OUTSIDE MAINT. DONE BY RESP.'S CHILD A	C156
F6WORK06	AMOUNT OF OUTSIDE MAINT. DONE BY RESP.'S CHILD B	C156
F6WORK09	AMOUNT OF OUTSIDE MAINT. DONE BY OTHER PERSON A	C157
F6WORK10	AMOUNT OF OUTSIDE MAINT. DONE BY OTHER PERSON B	C157
F8	UNPAID HOUSEWORK DONE OUTSIDE HOME BY RESPONDENT?	C158
F9CNT	NUMBER OF CATEGORIES MARKED IN F9	C158
F9FREQ	MAXIMUM FREQUENCY REPORTED IN F9	C159
DVF9SON	HOW OFTEN WAS HELP PROVIDED TO SON	C159
DVF9DAU	HOW OFTEN WAS HELP PROVIDED TO DAUGHTER	C160
DVF9PAR	HOW OFTEN WAS HELP PROVIDED TO PARENT	C160
DVF9BRO	HOW OFTEN WAS HELP PROVIDED TO BROTHER/SISTER	C161
DVF9REL	HOW OFTEN WAS HELP PROVIDED TO OTHER RELATIVE	C161
DVF9FRI	HOW OFTEN WAS HELP PROVIDED TO FRIEND	C162
DVF9CHU	HOW OFTEN WAS HELP PROVIDED TO CHURCH	C162
DVF9SCH	HOW OFTEN WAS HELP PROVIDED TO SCHOOL	C163
DVF9OTH	HOW OFTEN WAS HELP PROVIDED TO ORGANIZATION/OTHER	C163
F10	UNPAID HOUSEWORK PROVIDED TO RESPONDENT?	C164
F11CNT	NUMBER OF CATEGORIES MARKED IN F11	C164
F11FREQ	MAXIMUM FREQUENCY REPORTED IN F11	C165
DVF11SON	HOW OFTEN WAS HELP PROVIDED BY SON	C165
DVF11DAU	HOW OFTEN WAS HELP PROVIDED BY DAUGHTER	C166
DVF11PAR	HOW OFTEN WAS HELP PROVIDED BY PARENT	C166

TOPICAL INDEX TO VARIABLES

<u>VARIABLE</u>	<u>VARIABLE DESCRIPTION</u>	<u>PAGE</u>
DVF11BRO	HOW OFTEN WAS HELP PROVIDED BY BROTHER/SISTER	C167
DVF11REL	HOW OFTEN WAS HELP PROVIDED BY OTHER RELATIVE	C167
DVF11FRI	HOW OFTEN WAS HELP PROVIDED BY FRIEND	C168
DVF11OTH	HOW OFTEN WAS HELP PROVIDED BY ORGANIZATION/OTHER	C168
F12	UNPAID MAINTENANCE OUTSIDE OF HOME BY RESPONDENT?	C169
F13CNT	NUMBER OF CATEGORIES MARKED IN F13	C169
F13FREQ	MAXIMUM FREQUENCY REPORTED IN F13	C170
DVF13SON	HOW OFTEN WAS HELP PROVIDED TO SON	C170
DVF13DAU	HOW OFTEN WAS HELP PROVIDED TO DAUGHTER	C171
DVF13PAR	HOW OFTEN WAS HELP PROVIDED TO PARENT	C171
DVF13BRO	HOW OFTEN WAS HELP PROVIDED TO BROTHER/SISTER	C172
DVF13REL	HOW OFTEN WAS HELP PROVIDED TO OTHER RELATIVE	C172
DVF13FRI	HOW OFTEN WAS HELP PROVIDED TO FRIEND	C173
DVF13CHU	HOW OFTEN WAS HELP PROVIDED TO CHURCH	C173
DVF13OTH	HOW OFTEN WAS HELP PROVIDED TO ORGANIZATION/OTHER	C174
F14	UNPAID MAINTENANCE PROVIDED TO RESPONDENT?	C174
F15CNT	NUMBER OF CATEGORIES MARKED IN F15	C175
F15FREQ	MAXIMUM FREQUENCY REPORTED IN F15	C175
DVF15SON	HOW OFTEN WAS HELP PROVIDED BY SON	C176
DVF15DAU	HOW OFTEN WAS HELP PROVIDED BY DAUGHTER	C176
DVF15PAR	HOW OFTEN WAS HELP PROVIDED BY PARENT	C177
DVF15BRO	HOW OFTEN WAS HELP PROVIDED BY BROTHER/SISTER	C177
DVF15REL	HOW OFTEN WAS HELP PROVIDED BY OTHER RELATIVE	C178
DVF15FRI	HOW OFTEN WAS HELP PROVIDED BY FRIEND	C178
DVF15OTH	HOW OFTEN WAS HELP PROVIDED BY ORGANIZATION/OTHER	C179
F16	UNPAID TRANSPORTATION PROVIDED BY RESPONDENT?	C179
F17CNT	NUMBER OF CATEGORIES MARKED IN F17	C180
F17FREQ	MAXIMUM FREQUENCY REPORTED IN F17	C180
DVF17SON	HOW OFTEN WAS HELP PROVIDED TO SON	C181
DVF17DAU	HOW OFTEN WAS HELP PROVIDED TO DAUGHTER	C181
DVF17PAR	HOW OFTEN WAS HELP PROVIDED TO PARENT	C182
DVF17BRO	HOW OFTEN WAS HELP PROVIDED TO BROTHER/SISTER	C182
DVF17REL	HOW OFTEN WAS HELP PROVIDED TO OTHER RELATIVE	C183
DVF17FRI	HOW OFTEN WAS HELP PROVIDED TO FRIEND	C183
DVF17CHU	HOW OFTEN WAS HELP PROVIDED TO CHURCH	C184
DVF17SCH	HOW OFTEN WAS HELP PROVIDED TO SCHOOL	C184
DVF17OTH	HOW OFTEN WAS HELP PROVIDED TO ORGANIZATION/OTHER	C185
F18	UNPAID TRANSPORTATION PROVIDED TO RESPONDENT?	C185
F19CNT	NUMBER OF CATEGORIES MARKED IN F19	C186
F19FREQ	MAXIMUM FREQUENCY REPORTED IN F19	C186
DVF19SON	HOW OFTEN WAS HELP PROVIDED BY SON	C187
DVF19DAU	HOW OFTEN WAS HELP PROVIDED BY DAUGHTER	C187
DVF19PAR	HOW OFTEN WAS HELP PROVIDED BY PARENT	C188
DVF19BRO	HOW OFTEN WAS HELP PROVIDED BY BROTHER/SISTER	C188
DVF19REL	HOW OFTEN WAS HELP PROVIDED BY OTHER RELATIVE	C189
DVF19FRI	HOW OFTEN WAS HELP PROVIDED BY FRIEND	C189
DVF19OTH	HOW OFTEN WAS HELP PROVIDED BY ORGANIZATION/OTHER	C190
F20	UNPAID CHILDCARE PROVIDED BY RESPONDENT?	C190
F21CNT	NUMBER OF CATEGORIES MARKED IN F21	C191
F21FREQ	MAXIMUM FREQUENCY REPORTED IN F21	C191

TOPICAL INDEX TO VARIABLES

<u>VARIABLE</u>	<u>VARIABLE DESCRIPTION</u>	<u>PAGE</u>
DVF21SON	HOW OFTEN WAS HELP PROVIDED TO SON	C192
DVF21DAU	HOW OFTEN WAS HELP PROVIDED TO DAUGHTER	C192
DVF21PAR	HOW OFTEN WAS HELP PROVIDED TO PARENT	C193
DVF21BRO	HOW OFTEN WAS HELP PROVIDED TO BROTHER/SISTER	C193
DVF21REL	HOW OFTEN WAS HELP PROVIDED TO OTHER RELATIVE	C194
DVF21FRI	HOW OFTEN WAS HELP PROVIDED TO FRIEND	C194
DVF21OTH	HOW OFTEN WAS HELP PROVIDED TO ORGANIZATION/OTHER	C195
F22	UNPAID PERSONAL CARE PROVIDED BY RESPONDENT?	C195
F23CNT	NUMBER OF CATEGORIES MARKED IN F23	C196
F23FREQ	MAXIMUM FREQUENCY REPORTED IN F23	C196
DVF23SON	HOW OFTEN WAS HELP PROVIDED TO SON	C197
DVF23DAU	HOW OFTEN WAS HELP PROVIDED TO DAUGHTER	C197
DVF23PAR	HOW OFTEN WAS HELP PROVIDED TO PARENT	C198
DVF23BRO	HOW OFTEN WAS HELP PROVIDED TO BROTHER/SISTER	C198
DVF23REL	HOW OFTEN WAS HELP PROVIDED TO OTHER RELATIVE	C199
DVF23FRI	HOW OFTEN WAS HELP PROVIDED TO FRIEND	C199
DVF23OTH	HOW OFTEN WAS HELP PROVIDED TO ORGANIZATION/OTHER	C200
F24	FINANCIAL SUPPORT PROVIDED BY RESPONDENT?	C200
F25CNT	NUMBER OF CATEGORIES MARKED IN F25	C201
F25FREQ	MAXIMUM FREQUENCY REPORTED IN F25	C201
DVF25SON	HOW OFTEN WAS HELP PROVIDED TO SON	C202
DVF25DAU	HOW OFTEN WAS HELP PROVIDED TO DAUGHTER	C202
DVF25PAR	HOW OFTEN WAS HELP PROVIDED TO PARENT	C203
DVF25BRO	HOW OFTEN WAS HELP PROVIDED TO BROTHER/SISTER	C203
DVF25REL	HOW OFTEN WAS HELP PROVIDED TO OTHER RELATIVE	C204
DVF25FRI	HOW OFTEN WAS HELP PROVIDED TO FRIEND	C204
DVF25CHU	HOW OFTEN WAS HELP PROVIDED TO CHURCH	C205
DVF25CHA	HOW OFTEN WAS HELP PROVIDED TO CHARITIES	C205
DVF25OTH	HOW OFTEN WAS HELP PROVIDED TO ORGANIZATION/OTHER	C206
F26	FINANCIAL SUPPORT PROVIDED TO RESPONDENT?	C206
F27CNT	NUMBER OF CATEGORIES MARKED IN F27	C207
F27FREQ	MAXIMUM FREQUENCY REPORTED IN F27	C207
DVF27SON	HOW OFTEN WAS HELP PROVIDED BY SON	C208
DVF27DAU	HOW OFTEN WAS HELP PROVIDED BY DAUGHTER	C208
DVF27PAR	HOW OFTEN WAS HELP PROVIDED BY PARENT	C209
DVF27BRO	HOW OFTEN WAS HELP PROVIDED BY BROTHER/SISTER	C209
DVF27REL	HOW OFTEN WAS HELP PROVIDED BY OTHER RELATIVE	C210
DVF27FRI	HOW OFTEN WAS HELP PROVIDED BY FRIEND	C210
DVF27SUP	HOW OFTEN WAS HELP PROVIDED BY SUPPORT GROUP	C211
DVF27OTH	HOW OFTEN WAS HELP PROVIDED BY ORGANIZATION/OTHER	C211
DVF28A	HOW OFTEN WAS HELP PAID FOR MEAL PREPARATION	C212
DVF28B	HOW OFTEN WAS HELP PAID FOR CLEANING/LAUNDRY	C212
DVF28C	HOW OFTEN WAS HELP PAID FOR OUTSIDE WORK	C213
DVF28D	HOW OFTEN WAS HELP PAID FOR TRANSPORTATION	C213
DVF28E	HOW OFTEN WAS HELP PAID FOR GROCERY SHOPPING	C214
DVF29	HOW OFTEN DID RESPONDENT DO VOLUNTEER WORK	C214
F30	RESPONDENT LIMITED TO KINDS OR AMOUNT OF ACTIVITY?	C215
F31	RESPONDENT RECEIVED PERSONAL CARE?	C215
F32CNT	NUMBER OF CATEGORIES PROVIDING PERSONAL CARE	C216
F32IN	NUMBER PROVIDING PERSONAL CARE LIVING IN HOUSEHOLD	C216

TOPICAL INDEX TO VARIABLES

<u>VARIABLE</u>	<u>VARIABLE DESCRIPTION</u>	<u>PAGE</u>
F32OUT	NO. OF CATEGORIES PROVIDING CARE OUTSIDE HOUSEHOLD	C217
F32SPS	PERSONAL CARE PROVIDED BY SPOUSE?	C217
F32SON	PERSONAL CARE PROVIDED BY SON?	C218
F32DAU	PERSONAL CARE PROVIDED BY DAUGHTER?	C218
F32PAR	PERSONAL CARE PROVIDED BY PARENT?	C218
F32BRO	PERSONAL CARE PROVIDED BY BROTHER/SISTER?	C219
F32REL	PERSONAL CARE PROVIDED BY OTHER RELATIVE?	C219
F32FRI	PERSONAL CARE PROVIDED BY FRIEND?	C219
F32OTH	PERSONAL CARE PROVIDED BY OTHER?	C220
F32HWSPS	SPOUSE PROVIDING PERS. CARE LIVES IN HOUSEHOLD?	C220
F32HWSON	SON PROVIDING PERSONAL CARE LIVES IN HOUSEHOLD?	C220
F32HWDAU	DAUGHTER PROVIDING PERS. CARE LIVES IN HOUSEHOLD?	C221
F32HWPAR	PARENT PROVIDING PERSONAL CARE LIVES IN HOUSEHOLD?	C221
F32HWBRO	BRO./SIS. PROVIDING PERS. CARE LIVES IN HOUSEHOLD?	C221
F32HWREL	OTHER REL. PROVIDING PERS. CARE LIVES IN HOUSEHOLD?	C222
F32HWFRI	FRIEND PROVIDING PERSONAL CARE LIVES IN HOUSEHOLD?	C222
F32HWOOTH	OTHER PER. PROVIDING PERS. CARE LIVES IN HOUSEHOLD?	C222

SECTION G: SUPPORT

G2A	FEELING DEPRESSED: WHO HELPS FIRST	C223
G2B	FEELING DEPRESSED: WHO HELPS SECOND	C224
G3A	UPSET WITH PARTNER: WHO HELPS FIRST	C225
G3B	UPSET WITH PARTNER: WHO HELPS SECOND	C226

SECTION H: MARRIAGES

H2	RESPONDENT EVER BEEN IN A COMMON-LAW RELATIONSHIP?	C226
H3	RESPONDENT NOW LEGALLY MARRIED?	C227
H4	RESPONDENT EVER BEEN LEGALLY MARRIED?	C227
H5	RESPONDENT LIVING WITH SPOUSE?	C227
H6	RESPONDENT SEPARATED?	C228
DVH7	AGE OF RESPONDENT AT DATE OF SEPARATION	C228
DVH8	AGE OF RESPONDENT AT DATE OF CURRENT MARRIAGE	C229
H9	SPOUSE'S MARITAL STATUS BEFORE ENTERING MARRIAGE	C229
DVCURREM	FIRST MARRIAGE OR REMARRIAGE FOR EITHER SPOUSE	C230
DVH10	AGE DIFFERENCE BETWEEN RESP. & SPOUSE AT MARRIAGE	C230
H12	LIVED COMMON-LAW BEFORE CURRENT MARRIAGE?	C231
DVH13	AGE OF RESPONDENT WHEN BEGAN LIVING TOGETHER	C231
H14	CURRENT MARRIAGE SAME AS FIRST MARRIAGE?	C232
DVH16	AGE OF RESPONDENT AT DATE OF FIRST MARRIAGE	C232
H17	RESP.'S SPOUSE'S MARITAL STATUS BEFORE MARRIAGE	C233
DVH18	AGE DIFFERENCE BETWEEN RESP. & SPOUSE 1ST MARRIAGE	C234
H20	RESPONDENT LIVED COMMON-LAW BEFORE 1ST MARRIAGE?	C235
DVH21	AGE OF RESPONDENT WHEN BEGAN LIVING TOGETHER	C235
H22A	FIRST MARRIAGE ENDED IN...	C236
DVH22A	AGE OF RESPONDENT AT DATE OF SEPARATION	C236
DVH22B	AGE OF RESPONDENT AT DATE OF DIVORCE	C237

TOPICAL INDEX TO VARIABLES

<u>VARIABLE</u>	<u>VARIABLE DESCRIPTION</u>	<u>PAGE</u>
DVH22C	AGE OF RESPONDENT AT DATE OF DEATH OF SPOUSE	C237
H24	RESPONDENT'S CURRENT MARRIAGE THEIR SECOND?	C238
H26	RESPONDENT BEEN LEGALLY MARRIED A SECOND TIME?	C238
DVH27	AGE OF RESPONDENT AT DATE OF SECOND MARRIAGE	C239
H28	RESP.'S SPOUSE'S MARITAL STATUS BEFORE MARRIAGE	C239
DVH29	AGE DIFFERENCE BETWEEN RESP. & SPOUSE 2ND MARRIAGE	C240
H31	RESPONDENT LIVED COMMOM-LAW BEFORE 2ND MARRIAGE?	C241
DVH32	AGE OF RESPONDENT WHEN BEGAN LIVING TOGETHER	C241
H33A	SECOND MARRIAGE ENDED IN...	C242
DVH33A	AGE OF RESPONDENT AT DATE OF SEPARATION	C242
DVH33B	AGE OF RESPONDENT AT DATE OF DIVORCE	C243
DVH33C	AGE OF RESPONDENT AT DATE OF DEATH OF SPOUSE	C243
DVNUMMAR	RESPONDENT'S NUMBER OF MARRIAGES	C244
H37	RESPONDENT EXPECTS TO MARRY?	C244
H38	RESPONDENT EXPECTS TO REMARRY?	C245
H39	AGE WOULD LIKE TO GET MARRIED/REMARIED	C245

SECTION J: COMMON-LAW PARTNERSHIPS

J2	RESPONDENT NOW LIVING WITH COMMON-LAW PARTNER?	C246
J4	EVER LIVED COMMON-LAW NOT FOLLOWED BY MARRIAGE?	C246
DVJ5	AGE OF RESP. AT START OF CURRENT COMMON-LAW UNION	C247
J6	PARTNER'S MARITAL STATUS BEFORE CURRENT UNION	C247
DVJ7	AGE DIFFERENCE BETWEEN RESP. & PARTNER CURR. UNION	C248
J8	COMMON-LAW NOT FOLLOWED BY MARRIAGE?	C248
DVJ9	AGE OF RESPONDENT AT START OF FIRST COM-LAW UNION	C249
J10	PARTNER'S MARITAL STATUS BEFORE FIRST UNION	C249
DVJ11	AGE DIFFERENCE BETWEEN RESP. & PARTNER 1ST UNION	C250
J12A	REASON PARTNERSHIP ENDED	C251
DVJ12	AGE OF RESPONDENT WHEN FIRST PARTNERSHIP ENDED	C251
J13	OTHER COMMON-LAW NOT FOLLOWED BY MARRIAGE?	C252
DVJ14	AGE OF RESPONDENT AT START OF SECOND COM-LAW UNION	C252
J15	PARTNER'S MARITAL STATUS BEFORE SECOND UNION	C253
DVJ16	AGE DIFFERENCE BETWEEN RESP. & PARTNER 2ND UNION	C254
J17A	REASON PARTNERSHIP ENDED	C255
DVJ17	AGE OF RESPONDENT WHEN SECOND PARTNERSHIP ENDED	C255
DVNUMCL1	COMMON-LAW RELATIONSHIPS LEADING TO MARRIAGE	C256
DVNUMCL2	COMMON-LAW RELATIONSHIPS NOT LEADING TO MARRIAGE	C256

SECTION K: SATISFACTION

K2	HAPPINESS ...	C257
K3	RESPONDENT'S STATE OF HEALTH COMPARED TO OTHERS	C257
DVSATMAR	SATISFACTION WITH SPOUSE/PARTNER OR SINGLE STATUS	C258
DVSATFAM	SATISFACTION WITH IMMEDIATE FAMILY	C258
DVSATHWK	SATISFACTION WITH WAY HOUSEWORK SHARED	C259
DVSATJOB	SATISFACTION WITH JOB OR MAIN ACTIVITY	C259
DVSATBAL	SATISFACTION WITH BALANCE BETWEEN JOB AND FAMILY	C260

TOPICAL INDEX TO VARIABLES

<u>VARIABLE</u>	<u>VARIABLE DESCRIPTION</u>	<u>PAGE</u>
DVSATTIM	SATISFACTION WITH TIME FOR OTHER INTERESTS	C260
DVSATFRI	SATISFACTION WITH RELATIONSHIPS WITH FRIENDS	C261
DVSATAACC	SATISFACTION WITH ACCOMMODATION OR HOUSING	C261
K4HCA	DISSATISFIED WITH ACCOMMODATION: COST OF MORTGAGE?	C262
K4HCB	DISSATISFIED WITH ACCOMMODATION: PROPERTY TAXES?	C262
K4HCC	DISSATISFIED WITH ACCOMMODATION: TRAFFIC?	C262
K4HCD	DISSATISFIED WITH ACCOMMODATION: OTHER DISLIKES?	C263
K4HCE	DISSATISFIED WITH ACCOMMODATION: TOO SMALL?	C263
K4HCF	DISSATISFIED WITH ACCOMMODATION: TOO LARGE?	C263
K4HCG	DISSATISFIED WITH ACCOMMODATION: LIKE TO OWN?	C264
K4HCH	DISSATISFIED WITH ACCOMMODATION: MAINTENANCE?	C264
K4HCI	DISSATISFIED WITH ACCOMMODATION: MAINTENANCE COST?	C264
K4HCJ	DISSATISFIED WITH ACCOMMODATION: TRANSPORTATION?	C265
K4HCK	DISSATISFIED WITH ACCOMMODATION: POOR CONDITIONS?	C265
K4HCL	DISSATISFIED WITH ACCOMMODATION: BE INDEPENDENT?	C266
K4HCM	DISSATISFIED WITH ACCOMMODATION: DIFFERENT TYPE?	C266
K4HCN	DISSATISFIED WITH ACCOMMODATION: OTHER?	C267

SECTION L: CLASSIFICATION

DVL2	NUMBER OF TIMES RESPONDENT MOVED SINCE JAN 1980	C267
DVL3	AGE OF RESPONDENT WHEN MOVED TO PRESENT ADDRESS	C268
L4	DISTANCE RESPONDENT MOVED	C268
L5A	REASON FOR MOVE: WORK?	C269
L5B	REASON FOR MOVE: OTHER FAMILY MEMBER'S WORK?	C269
L5C	REASON FOR MOVE: BE CLOSER TO FAMILY?	C269
L5D	REASON FOR MOVE: TAKE CARE OF FAMILY MEMBER?	C270
L5E	REASON FOR MOVE: MARRIAGE/COMMON-LAW?	C270
L5F	REASON FOR MOVE: SEPARATION FROM SPOUSE/PARTNER?	C270
L5G	REASON FOR MOVE: MOVE TO OWN DWELLING/INDEPENDENCE	C271
L5H	REASON FOR MOVE: MOVE TO A LARGER HOME?	C271
L5I	REASON FOR MOVE: MOVE TO A SMALLER HOME?	C271
L5J	REASON FOR MOVE: LESS EXPENSIVE HOME?	C272
L5K	REASON FOR MOVE: PURCHASE A HOME?	C272
L5L	REASON FOR MOVE: BETTER NEIGHBOURHOOD?	C272
L5M	REASON FOR MOVE: ATTEND SCHOOL?	C273
L5N	REASON FOR MOVE: FINANCIAL REASONS?	C273
L5AA	REASON FOR MOVE: BETTER ACCOMMODATIONS?	C273
L5BB	REASON FOR MOVE: HEALTH RELATED?	C274
L5CC	REASON FOR MOVE: RETIREMENT?	C274
L5DD	REASON FOR MOVE: LANDED IMMIGRANT?	C275
L5EE	REASON FOR MOVE: ACCOM. NO LONGER AVAILABLE?	C275
L5FF	REASON FOR MOVE: DISAGREEMENT/DISPUTE?	C276
L5GG	REASON FOR MOVE: BUILD A HOUSE?	C276
L5HH	REASON FOR MOVE: DEATH IN THE FAMILY?	C277
L5II	REASON FOR MOVE: OTHER?	C277
DVL6	TYPE OF DWELLING RESPONDENT LIVES IN	C278
L7	DWELLING OWNED BY A MEMBER OF THE HOUSEHOLD?	C278
DVL14	REGION OF BIRTH OF RESPONDENT	C279

TOPICAL INDEX TO VARIABLES

<u>VARIABLE</u>	<u>VARIABLE DESCRIPTION</u>	<u>PAGE</u>
DVL14B	RESPONDENT'S PROVINCE OF BIRTH	C279
DVBORNR	RESPONDENT'S PLACE OF BIRTH COMPARED TO RESIDENCE	C280
DVL15	AGE OF RESPONDENT AT TIME OF IMMIGRATION	C280
DVIMMIG2	PERIOD IMMIGRATED TO CANADA	C281
DVL17	LANGUAGES FIRST SPOKEN IN CHILDHOOD	C281
L17STENG	LANGUAGE STILL UNDERSTOOD: ENGLISH?	C282
L17STFRE	LANGUAGE STILL UNDERSTOOD: FRENCH?	C282
DVUNDOTH	OTHER LANGUAGE STILL SPOKEN?	C282
DVL18	LANGUAGES SPOKEN AT HOME	C283
L19	YEARS OF ELEMENTARY/HIGH SCHOOL COMPLETED	C283
L20	RESPONDENT GRADUATED FROM HIGH SCHOOL?	C284
L21	ANY SCHOOLING BEYOND ELEMENTARY/HIGH SCHOOL?	C284
DVEDUCR1	RESPONDENT'S HIGHEST LEVEL OF EDUCATION ATTAINED	C285
DVREL1	RELIGION OF THE RESPONDENT	C286
L24	FREQUENCY OF RELIGIOUS ATTENDANCE	C286
DVL25BR	RESPONDENT HAS BRITISH ETHNIC ORIGIN?	C287
DVL25FR	RESPONDENT HAS FRENCH ETHNIC ORIGIN?	C287
DVL25EU	RESPONDENT HAS EUROPEAN ETHNIC ORIGIN?	C288
DVL25NE	RESPONDENT HAS NON-EUROPEAN ETHNIC ORIGIN?	C288
DVL25NA	RESPONDENT HAS NORTH AMERICAN ETHNIC ORIGIN?	C289
L26	RESPONDENT'S MAIN ACTIVITY	C289
L27	RESPONDENT STUDYING FULL OR PART-TIME?	C290
L28	RESPONDENT HAD A JOB OR SELF-EMPLOYED?	C290
L29	NUMBER OF WEEKS RESPONDENT WORKED AT JOB/BUSINESS	C290
L30	NUMBER OF HOURS PER WEEK RESPONDENT WORKED	C291
L31	RESPONDENT WORKED EVENING OR NIGHT SHIFT?	C291
L32	RESPONDENT WORKED SATURDAY OR SUNDAY?	C291
DVSIC	GROUPED STANDARD INDUSTRIAL CODES	C292
DVSOC	GROUPED STANDARD OCCUPATION CODES	C293
L38	SPOUSE'S MAIN ACTIVITY	C294
L39	SPOUSE STUDYING FULL OR PART-TIME?	C294
L40	SPOUSE HAD A JOB OR SELF-EMPLOYED?	C295
L41	NUMBER OF WEEKS SPOUSE WORKED AT JOB/BUSINESS	C295
L42	NUMBER OF HOURS SPOUSE WORKED PER WEEK	C296
L43	SPOUSE WORKED EVENING OR NIGHT SHIFT?	C296
L44	SPOUSE WORKED SATURDAY OR SUNDAY?	C297
L45	SPOUSE'S HIGHEST LEVEL OF EDUCATION ATTAINED	C297
L46A	RESPONDENT RECEIVED INCOME FROM: WAGES/SALARY?	C298
L46B	RESPONDENT RECEIVED INCOME FROM: GOVERNMENT?	C298
L46C	RESPONDENT RECEIVED INCOME FROM: INVESTMENTS?	C298
L46D	RESPONDENT RECEIVED INCOME FROM: ALIMONY/ETC?	C299
DVL47	TOTAL INCOME OF RESPONDENT	C299
DVPERAL	RESPONDENTS TOTAL INCOME - RANGE	C300
L48	TOTAL NUMBER OF PERSONS RECEIVING INCOME	C301
L50A	RESPONDENTS TOTAL HOUSEHOLD INCOME - RANGE 1	C301
L50B	RESPONDENTS TOTAL HOUSEHOLD INCOME - RANGE 2	C301
L50C	RESPONDENTS TOTAL HOUSEHOLD INCOME - RANGE 3	C302

APPENDIX D

Data Dictionary

DETAILED DESCRIPTION OF VARIABLES**RECID RECORD IDENTIFICATION NUMBER**

Field: 1 Position: 1-5 Format: 15 Zero-filled

<u>CONTENT</u>	<u>VALUE</u>	<u>SAMPLE</u>	<u>POPULATION</u>
MEAN			6720.68
MINIMUM	1		
MAXIMUM	13495		
RANGE	13494	13495	20525561

WEIGHT VARIABLE: FWGHTSOURCE:

General Social Survey, 1990

COVERAGE:

All respondents

COMMENTS:

This is a randomized derived ID that gives each record a unique identification number.

FWGHT FINAL WEIGHT

Field: 2 Position: 6-14 Format: F9.4

<u>CONTENT</u>	<u>VALUE</u>	<u>SAMPLE</u>	<u>POPULATION</u>
MEAN			2426.86
MINIMUM	34.4453		
MAXIMUM	12550.9830		
RANGE	12516.5377	13495	20525561

WEIGHT VARIABLE: FWGHTSOURCE:

General Social Survey, 1990

COVERAGE:

All respondents

DETAILED DESCRIPTION OF VARIABLES

DVPROV

PROVINCE OF RESIDENCE OF RESPONDENT

Field: 3 Position: 15-16 Format: 12 Zero-filled

<u>CONTENT</u>	<u>CODE</u>	<u>SAMPLE</u>	<u>POPULATION</u>
NEWFOUNDLAND	10	640	432342
PRINCE EDWARD ISLAND	11	292	98876
NOVA SCOTIA	12	774	695070
NEW BRUNSWICK	13	700	558049
QUEBEC	24	1871	5286405
ONTARIO	35	5198	7586797
MANITOBA	46	819	831348
SASKATCHEWAN	47	794	743672
ALBERTA	48	1168	1849325
BRITISH COLUMBIA	59	1239	2443677

WEIGHT VARIABLE: FWGHTSOURCE:

General Social Survey, 1990

COVERAGE:

All respondents

COMMENTS:

This is a derived variable. Persons from the Yukon and the Northwest Territories were not surveyed. The first digit of DVPROV identifies the region: 1 - Atlantic, 2 - Quebec, 3 - Ontario, 4 - Prairies, 5 - British Columbia.

DVSEX

SEX OF RESPONDENT

Field: 4 Position: 17 Format: I1

<u>CONTENT</u>	<u>CODE</u>	<u>SAMPLE</u>	<u>POPULATION</u>
MALE	1	5967	10038122
FEMALE	2	7528	10487439

WEIGHT VARIABLE: FWGHTSOURCE:

General Social Survey, 1990, Control Form GSS 5-1, Question 45, Page 3 and Question M9, Page 27

COVERAGE:

All respondents

COMMENTS:

This is a derived variable.

DETAILED DESCRIPTION OF VARIABLES

AGE

AGE OF RESPONDENT

Field: 5 Position: 18-19 Format: 12

<u>CONTENT</u>	<u>VALUE</u>	<u>SAMPLE</u>	<u>POPULATION</u>
MEAN			41.47
MINIMUM	15		
MAXIMUM	80		
RANGE	65	13495	20525561

WEIGHT VARIABLE: FWGHTSOURCE:

General Social Survey, 1990, Control Form GSS 5-1, Question 44, Page 2 and Question L16, Page 23

COVERAGE:

All respondents

COMMENTS:

This is a derived variable. Age 80 includes 80 and older.

DVAGEGR

AGE GROUP OF RESPONDENT

Field: 6 Position: 20-21 Format: 12 Zero-filled

<u>CONTENT</u>	<u>CODE</u>	<u>SAMPLE</u>	<u>POPULATION</u>
15 TO 17	1	506	1060111
18 TO 19	2	374	788223
20 TO 24	3	1119	1989998
25 TO 29	4	1568	2360083
30 TO 34	5	1627	2346396
35 TO 39	6	1337	2138803
40 TO 44	7	1041	1941649
45 TO 49	8	786	1523039
50 TO 54	9	644	1245126
55 TO 59	10	650	1209353
60 TO 64	11	657	1132611
65 TO 69	12	1151	1022402
70 TO 74	13	853	805497
75 TO 79	14	651	532553
80 AND OVER	15	531	429716

WEIGHT VARIABLE: FWGHTSOURCE:

General Social Survey, 1990, Control Form GSS 5-1, Question 44, Page 2 and Question L16, Page 23

COVERAGE:

All respondents

COMMENTS:

This is a variable derived from AGE.

DETAILED DESCRIPTION OF VARIABLES

DVAGESP

AGE DIFFERENCE BETWEEN RESP AND CURRENT SPOUSE/PAR

Field: 7 Position: 22-23 Format: 12 Zero-filled

<u>CONTENT</u>	<u>CODE</u>	<u>SAMPLE</u>	<u>POPULATION</u>
RESPONDENT 10+ YEARS OLDER	1	302	485140
RESPONDENT 6-10 YEARS OLDER	2	486	800192
RESPONDENT 5 YEARS OLDER	3	219	386864
RESPONDENT 4 YEARS OLDER	4	325	547337
RESPONDENT 3 YEARS OLDER	5	425	775936
RESPONDENT 2 YEARS OLDER	6	537	983488
RESPONDENT 1 YEAR OLDER	7	664	1142438
RESPONDENT 0-1 YEAR OLDER	8	837	1472482
RESPONDENT 0-1 YEAR YOUNGER	9	698	1175518
RESPONDENT 1 YEAR YOUNGER	10	646	1071575
RESPONDENT 2 YEARS YOUNGER	11	568	937945
RESPONDENT 3 YEARS YOUNGER	12	439	718477
RESPONDENT 4 YEARS YOUNGER	13	310	474525
RESPONDENT 5 YEARS YOUNGER	14	243	421387
RESPONDENT 6-10 YEARS YOUNGER	15	501	828012
RESPONDENT 10+ YEARS YOUNGER	16	259	426520
NOT APPLICABLE	97 M	5918	7659187
NOT STATED	99 M	118	218538

WEIGHT VARIABLE: FWGHTSOURCE:

General Social Survey, 1990, Question H10, Page 18 or Question J9, Page 20

COVERAGE:

All respondents who are living with spouse/partner - DVCURMS4 = 1 and DVH10; or DVCURMS4 = 2 and DVJ7.

COMMENTS:

This is a derived variable. If respondent and spouse/partner are exactly the same age, they are included in code 8. If respondent is currently living common-law, then age of common-law partner is used - Question J7, Page 20. If respondent is currently married, then age of spouse is used - Question H10, Page 18. If respondent does not currently have a spouse/partner, then code 97 is assigned.

DETAILED DESCRIPTION OF VARIABLES**DVCURMS2 RESPONDENT'S CURRENT LEGAL MARITAL STATUS**

Field: 8 Position: 24 Format: I1

<u>CONTENT</u>	<u>CODE</u>	<u>SAMPLE</u>	<u>POPULATION</u>
MARRIED	1	6759	11277210
WIDOWED	2	1500	1124533
MARRIED BUT SEPARATED	3	528	598178
DIVORCED	4	975	1281271
SINGLE	5	3622	6124539
NOT STATED	9 M	111	119830

WEIGHT VARIABLE: FWGHTSOURCE:

General Social Survey, 1990, Sections H and J

COVERAGE:

All respondents

COMMENTS:

This is a derived variable. Common-law status is not considered for this variable.

DVCURMS4 RESPONDENT'S MARITAL STATUS, COMMON-LAW SEPARATE

Field: 9 Position: 25 Format: I1

<u>CONTENT</u>	<u>CODE</u>	<u>SAMPLE</u>	<u>POPULATION</u>
MARRIED	1	6759	11277210
COMMON-LAW	2	818	1589164
DIVORCED	3	765	841411
SEPARATED	4	460	482257
WIDOWED	5	1476	1086665
SINGLE	6	3110	5140352
NOT STATED	9 M	107	108502

WEIGHT VARIABLE: FWGHTSOURCE:

General Social Survey, 1990, Sections H and J

COVERAGE:

All respondents

COMMENTS:

This is a derived variable. Persons currently living common-law are coded as 2. Their legal marital status is not considered.

DETAILED DESCRIPTION OF VARIABLES**DVELL NUMBER OF ELIGIBLE PEOPLE IN HOUSEHOLD**

Field: 10 Position: 26 Format: 11 Zero-filled

<u>CONTENT</u>	<u>CODE</u>	<u>SAMPLE</u>	<u>POPULATION</u>
ONE PERSON	1	3607	2744612
TWO PERSONS	2	6795	10191550
THREE PERSONS	3	1831	3871484
FOUR PERSONS	4	926	2610798
FIVE OR MORE PERSONS	5	336	1107118

WEIGHT VARIABLE: FWGHTSOURCE:

General Social Survey, 1990, Control Form GSS 5-1, Question 44, Page 2

COVERAGE:

All respondents

COMMENTS:

This is a derived variable which totals the number of persons living in the household who are 15 years of age or over, and thus were eligible to be surveyed. This is used to derive household weight.

DVSIZE TOTAL NUMBER OF PERSONS LIVING IN HOUSEHOLD

Field: 11 Position: 27 Format: 11 Zero-filled

<u>CONTENT</u>	<u>CODE</u>	<u>SAMPLE</u>	<u>POPULATION</u>
ONE PERSON	1	3193	2437533
TWO PERSONS	2	4300	6195717
THREE PERSONS	3	2222	4007748
FOUR PERSONS	4	2372	4766271
FIVE PERSONS	5	1012	2130974
SIX PERSONS	6	301	746207
SEVEN OR MORE PERSONS	7	95	241111

WEIGHT VARIABLE: FWGHTSOURCE:

General Social Survey, 1990, Control Form GSS 5-1

COVERAGE:

All respondents

COMMENTS:

This is a derived variable. Total number of persons living in household, regardless of age.

DETAILED DESCRIPTION OF VARIABLES

FAMNUM

NUMBER OF ECONOMIC FAMILIES IN HOUSEHOLD

Field: 12 Position: 28 Format: 11

<u>CONTENT</u>	<u>CODE</u>	<u>SAMPLE</u>	<u>POPULATION</u>
ONE ECONOMIC FAMILY	1	13008	19507639
TWO ECONOMIC FAMILIES	2	377	727879
THREE ECONOMIC FAMILIES	3	77	192481
FOUR OR MORE ECONOMIC FAMILIES	4	33	97562

WEIGHT VARIABLE: FWGHTSOURCE:

General Social Survey, 1990, Control Form GSS 5-1, Question 47, Page 3

COVERAGE:

All respondents

COMMENTS:

This is a derived variable.

DETAILED DESCRIPTION OF VARIABLES**HHTYPE****HOUSEHOLD TYPE**

Field: 13 Position: 29-30 Format: 12 Zero-filled

<u>CONTENT</u>	<u>CODE</u>	<u>SAMPLE</u>	<u>POPULATION</u>
PERSON LIVING ALONE	1	3193	2437533
SINGLE PARENT WITH CHILDREN	2	1065	1434152
COUPLE ONLY	3	3344	4920154
COUPLE WITH CHILDREN ONLY	4	4847	9574558
SIBLINGS ONLY	5	98	162475
SINGLE OR COUPLE WITH GRANDCHI	6	50	59018
THREE GENERATION FAMILY	7	228	515699
OTHER	8	183	404050
MULTIPLE FAMILY - ALL SINGLE	11	307	553772
MULTIPLE FAMILY - ONE TYPE 2	12	57	127419
MULTIPLE FAMILY - ONE TYPE 3	13	37	94863
MULTIPLE FAMILY - ONE TYPE 4	14	44	133334
MULTIPLE FAMILY - ONE TYPE 5	15	16	40164
MULTIPLE FAMILY - ONE TYPE 6	16	1	3871
MULTIPLE FAMILY - ONE TYPE 7	17	3	8819
MULTIPLE FAMILY - ONE TYPE 8	18	7	11944
MULTIPLE FAMILY - TYPES 2 TO 8	19	15	43737

WEIGHT VARIABLE: FWGHTSOURCE:

General Social Survey, 1990, Control Form GSS 5-1

COVERAGE:

All respondents

COMMENTS:

This is a derived variable. Household type is from the point of view of the reference person who is not necessarily the respondent.

Codes 12 to 18 refer to family types as specified in codes 2-8, and at least one other unrelated person living in the household. For example, Code 13 refers to a couple living together with one or more unrelated persons.

Code 19 refers to multiple families living together; for example, a couple (code type 13) and a single parent with children (code type 2) living in the same household.

DETAILED DESCRIPTION OF VARIABLES

DVLVGR2

RESPONDENT LIVES WITH ...

Field: 14 Position: 31-32 Format: 12 Zero-filled

<u>CONTENT</u>	<u>CODE</u>	<u>SAMPLE</u>	<u>POPULATION</u>
NO ONE ELSE	1	3193	2437533
SPOUSE ONLY	2	3341	4914249
SPOUSE AND CHILDREN	3	3799	7003236
SPOUSE AND OTHER RELATIVE	4	123	282821
SPOUSE AND NON-RELATIVE	5	27	65346
SPOUSE/CHILDREN/OTHER RELATIVE	6	198	452994
SPOUSE/CHILDREN/NON-RELATIVE	7	31	104270
SPOUSE/CHILDREN/COMB-OTHER	8	1	1574
SPOUSE/RELATIVE/NON-RELATIVE	9	3	6993
CHILDREN ONLY	10	705	777554
CHILDREN/OTHER RELATIVE	11	119	218694
CHILDREN/NON-RELATIVE	12	27	51329
CHILDREN/RELATIVE/NON-RELATIVE	13	2	4774
ONE PARENT/SIBLINGS	14	382	712936
ONE PARENT/SIBLINGS/OTHERS	15	28	84984
TWO PARENTS/SIBLINGS	16	926	2279698
TWO PARENTS/SIBLINGS/OTHERS	17	46	128192
OTHER RELATIVES	18	174	287427
NON-RELATIVE ONLY	19	349	656818
OTHER RELATIVES/NON-RELATIVES	20	21	54139

WEIGHT VARIABLE: FWGHTSOURCE:

General Social Survey, 1990, Control Form GSS 5-1

COVERAGE:

All respondents

COMMENTS:

This is a derived variable. Living arrangements is from the point of view of the respondent; whereas the previous variable, HHTYPE, is from the point of view of the reference person.

Spouse refers to spouse or partner.

Code 8 = spouse, children, other relative and non-relative.

Codes 14-17 are with or without siblings.

Code 18 = relatives other than spouse, children or parents.

Code 20 = relatives and non-relatives other than spouse, children or parents.

Note that children can be of any age.

DETAILED DESCRIPTION OF VARIABLES**CHILDIN RESPONDENT'S CHILDREN LIVING IN HOUSEHOLD**

Field: 15 Position: 33 Format: 11

<u>CONTENT</u>	<u>CODE</u>	<u>SAMPLE</u>	<u>POPULATION</u>
NO CHILDREN	0	4078	4565646
ONE CHILD	1	2009	3366496
TWO CHILDREN	2	1972	3548023
THREE CHILDREN	3	698	1263820
FOUR CHILDREN	4	165	354976
FIVE OR MORE CHILDREN	5	41	79856
NOT APPLICABLE-NO CHILDREN	7 M	4462	7267146
NOT APPLICABLE-ALL DECEASED	8 M	36	38269
NOT STATED FOR ALL CHILDREN	9 M	34	41328

WEIGHT VARIABLE: FWGHTSOURCE:

General Social Survey, 1990, Question C7EA, Page 7

COVERAGE:

All respondents

COMMENTS:

This is a derived variable that gives the total number of respondent's children living in the household.

CHILDOUT RESPONDENT'S CHILDREN LIVING OUTSIDE HOUSEHOLD

Field: 16 Position: 34 Format: 11

<u>CONTENT</u>	<u>CODE</u>	<u>SAMPLE</u>	<u>POPULATION</u>
NO CHILDREN	0	3685	6296068
ONE CHILD	1	1186	1831165
TWO CHILDREN	2	1499	2006089
THREE CHILDREN	3	1000	1245472
FOUR CHILDREN	4	677	782843
FIVE OR MORE CHILDREN	5	916	1017181
NOT APPLICABLE-NO CHILDREN	7 M	4462	7267146
NOT APPLICABLE-ALL DECEASED	8 M	36	38269
NOT STATED FOR ALL CHILDREN	9 M	34	41328

WEIGHT VARIABLE: FWGHTSOURCE:

General Social Survey, 1990, Question C7EA, Page 7

COVERAGE:

All respondents

COMMENTS:

This is a derived variable that gives the total number of respondent's children living outside the household.

DETAILED DESCRIPTION OF VARIABLES**CHILDAGE RESPONDENT'S CHILDREN IN HOUSEHOLD BY AGE**

Field: 17 Position: 35 Format: 11

<u>CONTENT</u>	<u>CODE</u>	<u>SAMPLE</u>	<u>POPULATION</u>
NO CHILDREN	0	8576	11871061
NO CHILDREN <19 IN HOUSEHOLD	1	800	1687585
ALL CHILDREN <5 IN HOUSEHOLD	2	952	1446798
ALL CHILDREN >4 AND <13	3	907	1351216
ALL CHILDREN >12 AND <19	4	331	719259
ALL CHILDREN < 13	5	676	985061
ALL CHILDREN > 4 & < 19	6	511	893703
AT LEAST ONE <5, BUT NOT ALL	7	140	224901
OTHER	8	560	1292751
NOT STATED FOR ALL CHILDREN	9 M	42	53225

WEIGHT VARIABLE: FWGHTSOURCE:

General Social Survey, 1990, Question C7, Page 6

COVERAGE:

All respondents

COMMENTS:

This is a derived variable. Categories are mutually exclusive and hierarchical.

DVCHILD5 YEARS SINCE FIRST CHILD LEFT HOME

Field: 18 Position: 36-37 Format: 12 Zero-filled

<u>CONTENT</u>	<u>VALUE</u>	<u>SAMPLE</u>	<u>POPULATION</u>
MEAN			14.56
MINIMUM	0		
MAXIMUM	55		
RANGE	55	5091	6699487
ALL CHILDREN LIVING IN HOUSE.	96 M	3677	6280152
NOT APPLICABLE - NO CHILDREN	97 M	4482	7296507
ALL CHILDREN DECEASED	98 M	36	38269
NOT STATED	99 M	209	211145

WEIGHT VARIABLE: FWGHTSOURCE:

General Social Survey, 1990, Question C7EB, Page 7

COVERAGE:

All respondents

COMMENTS:

This is a derived variable. DVCHILD5 and DVCHILD6 could refer to the same child if the respondent has only one child and that child is living outside the household. If the age of the child is not known and no other child lives outside the household, a code 97 was given for DVCHILD5 and DVCHILD6. This affects 20 records.

DETAILED DESCRIPTION OF VARIABLES**DVCHILD6 YEARS SINCE LAST CHILD LEFT HOME**

Field: 19 Position: 38-39 Format: 12 Zero-filled

<u>CONTENT</u>	<u>VALUE</u>	<u>SAMPLE</u>	<u>POPULATION</u>
MEAN			8.64
MINIMUM	0		
MAXIMUM	49		
RANGE	49	5091	6699487
ALL CHILDREN LIVING IN HOUSE.	96 M	3677	6280152
NOT APPLICABLE - NO CHILDREN	97 M	4482	7296507
ALL CHILDREN DECEASED	98 M	36	38269
NOT STATED	99 M	209	211145

WEIGHT VARIABLE: FWGHTSOURCE:

General Social Survey, 1990, Question C7E8, Page 7

COVERAGE:

All respondents

COMMENTS:

This is a derived variable. DVCHILD5 and DVCHILD6 could refer to the same child if the respondent has only one child and that child is living outside the household. If the age of the child is not known and no other child lives outside the household, a code of 97 was given for DVCHILD5 and DVCHILD6. This affects 20 records.

DVA2A REGION OF BIRTH OF MOTHER

Field: 20 Position: 40 Format: 11

<u>CONTENT</u>	<u>CODE</u>	<u>SAMPLE</u>	<u>POPULATION</u>
CANADA	1	9425	14098676
OTHER NORTH AMERICA	2	414	533401
SOUTH/CENTRAL AMERICA/CARIB	3	210	452694
EUROPE	4	2970	4383645
AFRICA	5	55	130085
ASIA	6	353	821987
OCEANIA/OTHER/NOT STATED	9	68	105073

WEIGHT VARIABLE: FWGHTSOURCE:

General Social Survey, 1990, Question A2, Page 2

COVERAGE:

All respondents

COMMENTS:

This is a derived variable.

DETAILED DESCRIPTION OF VARIABLES

DVA2B

MOTHER'S PROVINCE OF BIRTH

Field: 21 Position: 41-42 Format: 12 Zero-filled

<u>CONTENT</u>	<u>CODE</u>	<u>SAMPLE</u>	<u>POPULATION</u>
NEWFOUNDLAND	1	730	584797
PRINCE EDWARD ISLAND	2	292	150838
NOVA SCOTIA	3	736	751196
NEW BRUNSWICK	4	716	706873
QUEBEC	5	2029	4935652
ONTARIO	6	2804	3773153
MANITOBA	7	654	834086
SASKATCHEWAN	8	720	1005059
ALBERTA	9	473	821846
BRITISH COLUMBIA	10	238	491659
NOT APPLICABLE	97 M	4035	6373974
NOT STATED	99 M	68	96429

WEIGHT VARIABLE: FWGHTSOURCE:

General Social Survey, 1990, Question A2, Page 2

COVERAGE:

Respondents who answered: A2A=1

A3A

RESPONDENT'S MOTHER STILL LIVING?

Field: 22 Position: 43 Format: 11

<u>CONTENT</u>	<u>CODE</u>	<u>SAMPLE</u>	<u>POPULATION</u>
YES	1	8111	13694181
NO	2	5355	6785241
DO NOT KNOW	8 M	27	42427
NOT STATED	9 M	2	3712

WEIGHT VARIABLE: FWGHTSOURCE:

General Social Survey, 1990, Question A3, Page 2

COVERAGE:

All respondents

DETAILED DESCRIPTION OF VARIABLES**DVA3B AGE OF RESPONDENT WHEN MOTHER DIED**

Field: 23 Position: 44-46 Format: F3.1 Zero-filled

<u>CONTENT</u>	<u>VALUE</u>	<u>SAMPLE</u>	<u>POPULATION</u>
MEAN			38.82
MINIMUM	0.0		
MAXIMUM	80.0		
RANGE	80.0	4796	6267477
NOT APPLICABLE	99.7 M	8138	13736608
DO NOT KNOW	99.8 M	512	463423
NOT STATED	99.9 M	49	58053

WEIGHT VARIABLE: FWGHTSOURCE:

General Social Survey, 1990, Question A3, Page 2

COVERAGE:

All respondents

COMMENTS:

This is a derived variable, in years to one decimal. Age 80.0 includes 80.0 and older.

DVA4 AGE OF MOTHER

Field: 24 Position: 47-48 Format: I2 Zero-filled

<u>CONTENT</u>	<u>VALUE</u>	<u>SAMPLE</u>	<u>POPULATION</u>
MEAN			60.02
MINIMUM	35		
MAXIMUM	90		
RANGE	55	7990	13538285
NOT APPLICABLE	97 M	5382	6827668
DO NOT KNOW	98 M	111	142624
NOT STATED	99 M	12	16984

WEIGHT VARIABLE: FWGHTSOURCE:

General Social Survey, 1990, Question A4, Page 2

COVERAGE:

Respondents who answered: A3A=1

COMMENTS:

Age 35 includes 35 and younger. Age 90 includes 90 and older.

DETAILED DESCRIPTION OF VARIABLES

DVA5

RESIDENCE OF MOTHER

Field: 25 Position: 49 Format: 11

<u>CONTENT</u>	<u>CODE</u>	<u>SAMPLE</u>	<u>POPULATION</u>
IN RESPONDENT'S HOUSEHOLD	1	1378	3260624
IN ANOTHER HOUSEHOLD	2	6466	10005965
IN AN INSTITUTION	3	266	426637
NOT APPLICABLE-MOTHER DECEASED	7 M	5355	6785241
DO NOT KNOW	8 M	27	42427
NOT STATED	9 M	3	4667

WEIGHT VARIABLE: FWGHTSOURCE:

General Social Survey, 1990, Question A3 and A5, Page 2

COVERAGE:

All respondents

COMMENTS:

This derived variable groups information from two separate questions.

DVA7

RESPONDENT'S MOTHER LIVES ...

Field: 26 Position: 50-51 Format: 12 Zero-filled

<u>CONTENT</u>	<u>CODE</u>	<u>SAMPLE</u>	<u>POPULATION</u>
IN AN INSTITUTION	1	266	426637
ALONE	2	1469	2329771
WITH SPOUSE ONLY	3	3053	4718887
WITH CHILDREN ONLY	4	687	1097157
WITH SPOUSE AND CHILDREN	5	1303	2045020
WITH OTHERS ONLY	6	138	214999
WITH SPOUSE AND OTHERS	7	58	78540
WITH CHILDREN AND OTHERS	8	303	677454
WITH SPOUSE/CHILDREN/OTHERS	9	822	2086685
NOT APPLICABLE-MOTHER DECEASED	97 M	5355	6785241
DO NOT KNOW	98 M	27	42427
NOT STATED	99 M	14	22744

WEIGHT VARIABLE: FWGHTSOURCE:

General Social Survey, 1990, Questions A5, A6, and A7, Page 2

COVERAGE:

All respondents

COMMENTS:

This derived variable groups information from three separate questions.

DETAILED DESCRIPTION OF VARIABLES

A8

DISTANCE MOTHER LIVES FROM RESPONDENT

Field: 27 Position: 52-53 Format: 12 Zero-filled

<u>CONTENT</u>	<u>CODE</u>	<u>SAMPLE</u>	<u>POPULATION</u>
10 KM	1	2443	3622126
50 KM	2	1290	2018649
100 KM	3	500	774317
200 KM	4	481	728286
400 KM	5	479	718708
1000 KM	6	473	715789
BEYOND 1000, IN CANADA OR USA	7	587	878079
OUTSIDE CANADA OR USA	8	447	917542
NOT APPLICABLE	97 M	6760	10088292
DO NOT KNOW	98 M	14	29589
NOT STATED	99 M	21	34184

WEIGHT VARIABLE: FWGHTSOURCE:

General Social Survey, 1990, Question A8, Page 2

COVERAGE:

Respondents who answered: A5>1. Questions A6 to A13 were asked only if mother was not living in the household.

A9

FREQUENCY OF CONTACT WITH MOTHER

Field: 28 Position: 54 Format: 11

<u>CONTENT</u>	<u>CODE</u>	<u>SAMPLE</u>	<u>POPULATION</u>
DAILY	1	605	755878
AT LEAST ONCE A WEEK	2	2365	3554258
AT LEAST ONCE A MONTH	3	1484	2363509
LESS THAN ONCE A MONTH	4	1793	2860232
NOT AT ALL	5	467	869698
NOT STATED	9 M	21	33695
NOT APPLICABLE	0 M	6760	10088292

WEIGHT VARIABLE: FWGHTSOURCE:

General Social Survey, 1990, Question A9, Page 2

COVERAGE:

Respondents who answered: A5>1. Questions A6 to A13 were asked only if mother was not living in the household.

DETAILED DESCRIPTION OF VARIABLES

A10

PLACE RESPONDENT USUALLY SAW MOTHER

Field: 29 Position: 55 Format: I1

<u>CONTENT</u>	<u>CODE</u>	<u>SAMPLE</u>	<u>POPULATION</u>
AT RESPONDENT'S HOME	1	842	1297750
AT MOTHER'S RESIDENCE	2	3693	5625818
EQUALLY AT BOTH RESIDENCES	3	1520	2342311
AT ANOTHER RELATIVE'S HOME	4	56	78282
AT WORK	5	35	47647
AT A RESTAURANT/BAR/MALL	6	29	36550
SOMEWHERE ELSE	7	54	78081
NOT STATED	9 M	39	61131
NOT APPLICABLE	0 M	7227	10957990

WEIGHT VARIABLE: FWGHTSOURCE:

General Social Survey, 1990, Question A10, Page 2

COVERAGE:

Respondents who answered: A5>1. Questions A6 to A13 were asked only if mother was not living in the household.

COMMENTS:

New codes (4 to 6) were created due to high frequencies in the specify field.

A11

AMOUNT OF TIME RESPONDENT SAW MOTHER

Field: 30 Position: 56 Format: I1

<u>CONTENT</u>	<u>CODE</u>	<u>SAMPLE</u>	<u>POPULATION</u>
LESS OFTEN THAN WOULD LIKE	1	2958	4819959
MORE OFTEN THAN WOULD LIKE	2	194	299310
ABOUT THE RIGHT AMOUNT	3	3557	5275517
NOT STATED	9 M	26	42483
NOT APPLICABLE	0 M	6760	10088292

WEIGHT VARIABLE: FWGHTSOURCE:

General Social Survey, 1990, Question A11, Page 2

COVERAGE:

Respondents who answered: A5>1. Questions A6 to A13 were asked only if mother was not living in the household.

DETAILED DESCRIPTION OF VARIABLES**A12A DISTANCE PREVENTS CONTACT WITH MOTHER?**

Field: 31 Position: 57 Format: I1

<u>CONTENT</u>	<u>CODE</u>	<u>SAMPLE</u>	<u>POPULATION</u>
YES	1	1870	3094282
NO	2	1067	1697826
NOT STATED	9 M	47	70334
NOT APPLICABLE	0 M	10511	15663119

WEIGHT VARIABLE: FWGHTSOURCE:

General Social Survey, 1990, Question A12, Page 2

COVERAGE:

Respondents who answered: A5>1 and A11=1. Questions A6 to A13 were asked only if mother was not living in the household.

A12B POOR RELATIONSHIP PREVENTS CONTACT WITH MOTHER?

Field: 32 Position: 58 Format: I1

<u>CONTENT</u>	<u>CODE</u>	<u>SAMPLE</u>	<u>POPULATION</u>
YES	1	44	67815
NO	2	2893	4724294
NOT STATED	9 M	47	70334
NOT APPLICABLE	0 M	10511	15663119

WEIGHT VARIABLE: FWGHTSOURCE:

General Social Survey, 1990, Question A12, Page 2

COVERAGE:

Respondents who answered: A5>1 and A11=1. Questions A6 to A13 were asked only if mother was not living the household.

A12C RESPONDENT'S TIME PREVENTS CONTACT WITH MOTHER?

Field: 33 Position: 59 Format: I1

<u>CONTENT</u>	<u>CODE</u>	<u>SAMPLE</u>	<u>POPULATION</u>
YES	1	1050	1718314
NO	2	1887	3073795
NOT STATED	9 M	47	70334
NOT APPLICABLE	0 M	10511	15663119

WEIGHT VARIABLE: FWGHTSOURCE:

General Social Survey, 1990, Question A12, Page 2

COVERAGE:

Respondents who answered: A5>1 and A11=1. Questions A6 to A13 were asked only if mother was not living in the household.

DETAILED DESCRIPTION OF VARIABLES

A12D

MOTHER'S TIME PREVENTS CONTACT WITH MOTHER?

Field: 34 Position: 60 Format: I1

<u>CONTENT</u>	<u>CODE</u>	<u>SAMPLE</u>	<u>POPULATION</u>
YES	1	155	241253
NO	2	2782	4550855
NOT STATED	9 M	47	70334
NOT APPLICABLE	0 M	10511	15663119

WEIGHT VARIABLE: FWGHTSOURCE:

General Social Survey, 1990, Question A12, Page 2

COVERAGE:

Respondents who answered: A5>1 and A11=1. Questions A6 to A13 were asked only if mother was not living in the household.

A12E

RESPONDENT'S HEALTH PREVENTS CONTACT WITH MOTHER?

Field: 35 Position: 61 Format: I1

<u>CONTENT</u>	<u>CODE</u>	<u>SAMPLE</u>	<u>POPULATION</u>
YES	1	25	36217
NO	2	2912	4755892
NOT STATED	9 M	47	70334
NOT APPLICABLE	0 M	10511	15663119

WEIGHT VARIABLE: FWGHTSOURCE:

General Social Survey, 1990, Question A12, Page 2

COVERAGE:

Respondents who answered: A5>1 and A11=1. Questions A6 to A13 were asked only if mother was not living in the household.

A12F

MOTHER'S HEALTH PREVENTS CONTACT WITH MOTHER?

Field: 36 Position: 62 Format: I1

<u>CONTENT</u>	<u>CODE</u>	<u>SAMPLE</u>	<u>POPULATION</u>
YES	1	29	50992
NO	2	2908	4741117
NOT STATED	9 M	47	70334
NOT APPLICABLE	0 M	10511	15663119

WEIGHT VARIABLE: FWGHTSOURCE:

General Social Survey, 1990, Question A12, Page 2

COVERAGE:

Respondents who answered: A5>1 and A11=1. Questions A6 to A13 were asked only if mother was not living in the household.

DETAILED DESCRIPTION OF VARIABLES**A12G****FINANCIAL REASON PREVENTS CONTACT WITH MOTHER?**

Field: 37 Position: 63 Format: 11

<u>CONTENT</u>	<u>CODE</u>	<u>SAMPLE</u>	<u>POPULATION</u>
YES	1	349	621532
NO	2	2588	4170577
NOT STATED	9 M	47	70334
NOT APPLICABLE	0 M	10511	15663119

WEIGHT VARIABLE: FWGHTSOURCE:

General Social Survey, 1990, Question A12, Page 2

COVERAGE:

Respondents who answered: A5>1 and A11=1. Questions A6 to A13 were asked only if mother was not living in the household.

A12H**TRANSPORTATION PREVENTS CONTACT WITH MOTHER?**

Field: 38 Position: 64 Format: 11

<u>CONTENT</u>	<u>CODE</u>	<u>SAMPLE</u>	<u>POPULATION</u>
YES	1	180	288804
NO	2	2757	4503304
NOT STATED	9 M	47	70334
NOT APPLICABLE	0 M	10511	15663119

WEIGHT VARIABLE: FWGHTSOURCE:

General Social Survey, 1990, Question A12, Page 2

COVERAGE:

Respondents who answered: A5>1 and A11=1. Questions A6 to A13 were asked only if mother was not living in the household.

A12I**FAMILY RESPONSIBILITIES PREVENTS SEEING MOTHER?**

Field: 39 Position: 65 Format: 11

<u>CONTENT</u>	<u>CODE</u>	<u>SAMPLE</u>	<u>POPULATION</u>
YES	1	180	299810
NO	2	2757	4492298
NOT STATED	9 M	47	70334
NOT APPLICABLE	0 M	10511	15663119

WEIGHT VARIABLE: FWGHTSOURCE:

General Social Survey, 1990, Question A12, Page 2

COVERAGE:

Respondents who answered: A5>1 and A11=1. Questions A6 to A13 were asked only if mother was not living in the household.

DETAILED DESCRIPTION OF VARIABLES

A12J

OTHER REASON PREVENTS CONTACT WITH MOTHER?

Field: 40 Position: 66 Format: I1

<u>CONTENT</u>	<u>CODE</u>	<u>SAMPLE</u>	<u>POPULATION</u>
YES	1	54	82713
NO	2	2883	4709395
NOT STATED	9 M	47	70334
NOT APPLICABLE	0 M	10511	15663119

WEIGHT VARIABLE: FWGHTSOURCE:

General Social Survey, 1990, Question A12, Page 2

COVERAGE:

Respondents who answered: A5>1 and A11=1. Questions A6 to A13 were asked only if mother was not living in the household.

A12K

NO PARTICULAR REASON PREVENTS CONTACT WITH MOTHER?

Field: 41 Position: 67 Format: I1

<u>CONTENT</u>	<u>CODE</u>	<u>SAMPLE</u>	<u>POPULATION</u>
YES	1	6	4310
NO	2	2931	4787798
NOT STATED	9 M	47	70334
NOT APPLICABLE	0 M	10511	15663119

WEIGHT VARIABLE: FWGHTSOURCE:

General Social Survey, 1990, Question A12, Page 2

COVERAGE:

Respondents who answered: A5>1 and A11=1. Questions A6 to A13 were asked only if mother was not living in the household.

DETAILED DESCRIPTION OF VARIABLES**A13****FREQUENCY OF CONTACT BY LETTER/PHONE WITH MOTHER**

Field: 42 Position: 68 Format: I1

<u>CONTENT</u>	<u>CODE</u>	<u>SAMPLE</u>	<u>POPULATION</u>
DAILY	1	1157	1591374
AT LEAST ONCE A WEEK	2	3054	4589599
AT LEAST ONCE A MONTH	3	1674	2807217
LESS THAN ONCE A MONTH	4	534	946944
NOT AT ALL	5	271	435172
NOT STATED	9 M	45	66963
NOT APPLICABLE	0 M	6760	10088292

WEIGHT VARIABLE: FWGHTSOURCE:

General Social Survey, 1990, Question A13, Page 3

COVERAGE:

Respondents who answered: A5>1. Questions A6 to A13 were asked only if mother was not living in the household.

A15**MOTHER'S MAIN ACTIVITY**

Field: 43 Position: 69 Format: I1

<u>CONTENT</u>	<u>CODE</u>	<u>SAMPLE</u>	<u>POPULATION</u>
WORKING AT A JOB OR BUSINESS	1	737	1674745
LOOKING FOR WORK	2	18	35761
STUDYING	3	19	60934
KEEPING HOUSE	4	456	1169052
BEING RETIRED	5	124	261988
BEING DISABLED	6	8	9578
OTHER	7	0	0
NOT STATED	9 M	19	53234
NOT APPLICABLE	0 M	12114	17260269

WEIGHT VARIABLE: FWGHTSOURCE:

General Social Survey, 1990, Question A15, Page 3

COVERAGE:

Respondents who answered: A5=1. Questions A15 to A21 were asked only if mother lived in the household.

COMMENTS:

New code 6 was created due to high frequency in the specify field.

DETAILED DESCRIPTION OF VARIABLES

A16

MOTHER STUDYING FULL-TIME OR PART-TIME

Field: 44 Position: 70 Format: I1

<u>CONTENT</u>	<u>CODE</u>	<u>SAMPLE</u>	<u>POPULATION</u>
FULL-TIME	1	9	24882
PART-TIME	2	7	19397
NOT STATED	9 M	22	69889
NOT APPLICABLE	0 M	13457	20411393

WEIGHT VARIABLE: FWGHTSOURCE:

General Social Survey, 1990, Question A16, Page 3

COVERAGE:

Respondents who answered: A5=1 and A15=3. Questions A15 to A21 were asked only if mother lived in the household.

A17

DID MOTHER HAVE A JOB/SELF-EMPLOYED?

Field: 45 Position: 71 Format: I1

<u>CONTENT</u>	<u>CODE</u>	<u>SAMPLE</u>	<u>POPULATION</u>
YES	1	135	335749
NO	2	489	1196894
NOT STATED	9 M	20	57904
NOT APPLICABLE	0 M	12851	18935014

WEIGHT VARIABLE: FWGHTSOURCE:

General Social Survey, 1990, Question A17, Page 3

COVERAGE:

Respondents who answered: A5=1. Questions A15 to A21 were asked only if mother lived in the household.

DETAILED DESCRIPTION OF VARIABLES**A18 NUMBER OF WEEKS MOTHER WORKED AT A JOB/BUSINESS**

Field: 46 Position: 72-73 Format: I2 Zero-filled

<u>CONTENT</u>	<u>VALUE</u>	<u>SAMPLE</u>	<u>POPULATION</u>
MEAN			45.58
MINIMUM	1		
MAXIMUM	52		
RANGE	51	854	1975584
NOT APPLICABLE	97 M	12603	18457163
NOT STATED	99 M	38	92814

WEIGHT VARIABLE: FWGHTSOURCE:

General Social Survey, 1990, Question A18, Page 3

COVERAGE:

Respondents who answered: A5=1. Questions A15 to A21 were asked only if mother lived in the household.

A19 MOTHER WORKED FULL-TIME OR PART-TIME

Field: 47 Position: 74 Format: I1

<u>CONTENT</u>	<u>CODE</u>	<u>SAMPLE</u>	<u>POPULATION</u>
FULL-TIME	1	625	1429425
PART-TIME	2	242	571862
NOT STATED	9 M	25	67111
NOT APPLICABLE	0 M	12603	18457163

WEIGHT VARIABLE: FWGHTSOURCE:

General Social Survey, 1990, Question A19, Page 3

COVERAGE:

Respondents who answered: A5=1. Questions A15 to A21 were asked only if mother lived in the household.

DETAILED DESCRIPTION OF VARIABLES

A20

MOTHER WORKED EVENING OR NIGHT SHIFT?

Field: 48 Position: 75 Format: I1

<u>CONTENT</u>	<u>CODE</u>	<u>SAMPLE</u>	<u>POPULATION</u>
YES	1	231	505723
NO	2	636	1491213
NOT STATED	9 M	25	71462
NOT APPLICABLE	0 M	12603	18457163

WEIGHT VARIABLE: FWGHTSOURCE:

General Social Survey, 1990, Question A20, Page 3

COVERAGE:

Respondents who answered: A5=1. Questions A15 to A21 were asked only if mother lived in the household.

A21

MOTHER WORKED REGULARLY SATURDAY OR SUNDAY?

Field: 49 Position: 76 Format: I1

<u>CONTENT</u>	<u>CODE</u>	<u>SAMPLE</u>	<u>POPULATION</u>
YES	1	249	557426
NO	2	615	1433998
NOT STATED	9 M	28	76975
NOT APPLICABLE	0 M	12603	18457163

WEIGHT VARIABLE: FWGHTSOURCE:

General Social Survey, 1990, Question A21, Page 3

COVERAGE:

Respondents who answered: A5=1. Questions A15 to A21 were asked only if mother in the household.

DETAILED DESCRIPTION OF VARIABLES**DVA22A REGION OF BIRTH OF FATHER**

Field: 50 Position: 77 Format: I1

<u>CONTENT</u>	<u>CODE</u>	<u>SAMPLE</u>	<u>POPULATION</u>
CANADA	1	9054	13531267
OTHER NORTH AMERICA	2	398	526235
SOUTH/CENTRAL AMERICA/CARIB	3	210	449795
EUROPE	4	3262	4848804
AFRICA	5	62	147103
ASIA	6	370	829635
OCEANIA/OTHER/NOT STATED	9	139	192722

WEIGHT VARIABLE: FWGHTSOURCE:

General Social Survey, 1990, Question A22, Page 3

COVERAGE:

All respondents

COMMENTS:

This is a derived variable.

DVA22B FATHER'S PROVINCE OF BIRTH

Field: 51 Position: 78-79 Format: I2 Zero-filled

<u>CONTENT</u>	<u>CODE</u>	<u>SAMPLE</u>	<u>POPULATION</u>
NEWFOUNDLAND	1	735	583736
PRINCE EDWARD ISLAND	2	301	151088
NOVA SCOTIA	3	702	726932
NEW BRUNSWICK	4	695	660597
QUEBEC	5	2032	4913313
ONTARIO	6	2673	3610369
MANITOBA	7	565	732993
SASKATCHEWAN	8	641	919674
ALBERTA	9	399	681900
BRITISH COLUMBIA	10	224	448774
NOT APPLICABLE	97 M	4334	6851387
NOT STATED	99 M	194	244797

WEIGHT VARIABLE: FWGHTSOURCE:

General Social Survey, 1990, Question A22, Page 3

COVERAGE:

Respondents who answered: A22A=1

DETAILED DESCRIPTION OF VARIABLES

A23A

RESPONDENT'S FATHER STILL LIVING?

Field: 52 Position: 80 Format: 11

<u>CONTENT</u>	<u>CODE</u>	<u>SAMPLE</u>	<u>POPULATION</u>
YES	1	6376	10774140
NO	2	7031	9626186
DO NOT KNOW	8 M	79	111458
NOT STATED	9 M	9	13776

WEIGHT VARIABLE: FWGHTSOURCE:

General Social Survey, 1990, Question A23, Page 3

COVERAGE:

All respondents

DVA23B

AGE OF RESPONDENT WHEN FATHER DIED

Field: 53 Position: 81-83 Format: F3.1 Zero-filled

<u>CONTENT</u>	<u>VALUE</u>	<u>SAMPLE</u>	<u>POPULATION</u>
MEAN			33.40
MINIMUM	0.0		
MAXIMUM	80.0		
RANGE	80.0	6433	9044283
NOT APPLICABLE	99.7 M	6455	10885598
DO NOT KNOW	99.8 M	553	527183
NOT STATED	99.9 M	54	68497

WEIGHT VARIABLE: FWGHTSOURCE:

General Social Survey, 1990, Question A23, Page 3

COVERAGE:

All respondents

COMMENTS:

This is a derived variable, in years to one decimal. Age 80.0 includes 80.0 and older.

DETAILED DESCRIPTION OF VARIABLES**DVA24****AGE OF FATHER**

Field: 54 Position: 84-85 Format: 12 Zero-filled

<u>CONTENT</u>	<u>VALUE</u>	<u>SAMPLE</u>	<u>POPULATION</u>
MEAN			60.09
MINIMUM	35		
MAXIMUM	90		
RANGE	55	6258	10601971
NOT APPLICABLE	97 M	7110	9737645
DO NOT KNOW	98 M	104	148130
NOT STATED	99 M	23	37816

WEIGHT VARIABLE: FWGHTSOURCE:

General Social Survey, 1990, Question A24, Page 3

COVERAGE:

Respondents who answered: A23A=1

COMMENTS:

Age 35 includes 35 and younger. Age 90 includes 90 and older.

DVA27**MOTHER AND FATHER LIVE TOGETHER**

Field: 55 Position: 86 Format: 11

<u>CONTENT</u>	<u>CODE</u>	<u>SAMPLE</u>	<u>POPULATION</u>
YES	1	4637	8022701
NO	2	1129	1748054
NOT APPLICABLE - ONE DECEASED	6 M	2934	4873441
NOT APPLICABLE-BOTH DECEASED	7 M	4726	5768993
DO NOT KNOW	8 M	12	20442
NOT STATED	9 M	57	91931

WEIGHT VARIABLE: FWGHTSOURCE:

General Social Survey, 1990, Question A3, Page 2 and Questions A23 and A27, Page 3

COVERAGE:

All respondents

COMMENTS:

This derived variable groups information from three separate questions.

DETAILED DESCRIPTION OF VARIABLES

DVA28

RESIDENCE OF FATHER

Field: 56 Position: 87 Format: 11

<u>CONTENT</u>	<u>CODE</u>	<u>SAMPLE</u>	<u>POPULATION</u>
IN RESPONDENT'S HOUSEHOLD	1	1064	2628696
IN ANOTHER HOUSEHOLD	2	5133	7861247
IN AN INSTITUTION	3	104	166731
NOT APPLICABLE-FATHER DECEASED	7 M	7031	9626186
DO NOT KNOW	8 M	79	111458
NOT STATED	9 M	84	131241

WEIGHT VARIABLE: FWGHTSOURCE:

General Social Survey, 1990, Questions A25 and A28, Page 3

COVERAGE:

All respondents

COMMENTS:

This derived variable groups information from two separate questions.

DVA30

RESPONDENT'S FATHER LIVES ...

Field: 57 Position: 88-89 Format: 12 Zero-filled

<u>CONTENT</u>	<u>CODE</u>	<u>SAMPLE</u>	<u>POPULATION</u>
IN AN INSTITUTION	1	104	166731
ALONE	2	594	930024
WITH SPOUSE ONLY	3	3050	4754522
WITH CHILDREN ONLY	4	149	231184
WITH SPOUSE AND CHILDREN	5	1347	2102138
WITH OTHERS ONLY	6	67	101323
WITH SPOUSE AND OTHERS	7	72	98187
WITH CHILDREN AND OTHERS	8	71	158461
WITH SPOUSE/CHILDREN/OTHERS	9	803	2051174
NOT APPLICABLE-FATHER DECEASED	97 M	7031	9626186
DO NOT KNOW	98 M	79	111458
NOT STATED	99 M	128	194171

WEIGHT VARIABLE: FWGHTSOURCE:

General Social Survey, 1990, Questions A28, A29, and A30, Page 3

COVERAGE:

All respondents

COMMENTS:

This derived variable groups information from three separate questions.

DETAILED DESCRIPTION OF VARIABLES**A31****DISTANCE FATHER LIVES FROM RESPONDENT**

Field: 58 Position: 90-91 Format: 12 Zero-filled

<u>CONTENT</u>	<u>CODE</u>	<u>SAMPLE</u>	<u>POPULATION</u>
10 KM	1	412	594552
50 KM	2	293	481936
100 KM	3	149	251900
200 KM	4	103	151080
400 KM	5	103	133921
1000 KM	6	144	237224
BEYOND 1000, IN CANADA OR USA	7	206	305536
OUTSIDE CANADA OR USA	8	126	227504
NOT APPLICABLE	97 M	11847	17964217
DO NOT KNOW	98 M	24	48073
NOT STATED	99 M	88	129620

WEIGHT VARIABLE: FWGHTSOURCE:

General Social Survey, 1990, Question A31, Page 4

COVERAGE:

Respondents who answered: A25=2. Questions A29 to A36 were asked only if father was not living in the household and not living with respondent's mother.

A32**FREQUENCY OF CONTACT WITH FATHER**

Field: 59 Position: 92 Format: 11

<u>CONTENT</u>	<u>CODE</u>	<u>SAMPLE</u>	<u>POPULATION</u>
DAILY	1	70	93623
AT LEAST ONCE A WEEK	2	319	483978
AT LEAST ONCE A MONTH	3	319	504209
LESS THAN ONCE A MONTH	4	546	867175
NOT AT ALL	5	316	495948
NOT STATED	9 M	78	116410
NOT APPLICABLE	0 M	11847	17964217

WEIGHT VARIABLE: FWGHTSOURCE:

General Social Survey, 1990, Question A32, Page 4

COVERAGE:

Respondents who answered: A25=2. Questions A29 to A36 were asked only if father was not living in the household and not living with respondent's mother.

DETAILED DESCRIPTION OF VARIABLES

A33

PLACE RESPONDENT USUALLY SAW FATHER

Field: 60 Position: 93 Format: I1

<u>CONTENT</u>	<u>CODE</u>	<u>SAMPLE</u>	<u>POPULATION</u>
AT RESPONDENT'S HOME	1	245	383353
AT FATHER'S RESIDENCE	2	632	998855
EQUALLY AT BOTH RESIDENCES	3	236	348336
AT ANOTHER RELATIVE'S HOME	4	45	60120
AT WORK	5	20	30507
AT A RESTAURANT/BAR/MALL	6	26	52204
SOMEWHERE ELSE	7	47	72060
NOT STATED	9 M	81	119960
NOT APPLICABLE	0 M	12163	18460166

WEIGHT VARIABLE: FWGHTSOURCE:

General Social Survey, 1990, Question A33, Page 4

COVERAGE:

Respondents who answered: A25=2. Questions A29 to A36 were asked only if father was not living in the household and not living with respondent's mother.

COMMENTS:

New codes (4 to 6) were created due to high frequencies in the specify field.

A34

AMOUNT OF TIME RESPONDENT SAW FATHER

Field: 61 Position: 94 Format: I1

<u>CONTENT</u>	<u>CODE</u>	<u>SAMPLE</u>	<u>POPULATION</u>
LESS OFTEN THAN WOULD LIKE	1	721	1154308
MORE OFTEN THAN WOULD LIKE	2	60	76045
ABOUT THE RIGHT AMOUNT	3	789	1215172
NOT STATED	9 M	78	115819
NOT APPLICABLE	0 M	11847	17964217

WEIGHT VARIABLE: FWGHTSOURCE:

General Social Survey, 1990, Question A34, Page 4

COVERAGE:

Respondents who answered: A25=2. Questions A29 to A36 were asked only if father was not living in the household and not living with respondent's mother.

DETAILED DESCRIPTION OF VARIABLES**A35A DISTANCE PREVENTS CONTACT WITH FATHER?**

Field: 62 Position: 95 Format: 11

<u>CONTENT</u>	<u>CODE</u>	<u>SAMPLE</u>	<u>POPULATION</u>
YES	1	425	688616
NO	2	294	462935
NOT STATED	9 M	80	118577
NOT APPLICABLE	0 M	12696	19255434

WEIGHT VARIABLE: FWGHTSOURCE:

General Social Survey, 1990, Question A35, Page 4

COVERAGE:

Respondents who answered: A25=2 and A34=1. Questions A29 to A36 were asked only if father was not living in the household and not living with respondent's mother.

A35B POOR RELATIONSHIP PREVENTS CONTACT WITH FATHER?

Field: 63 Position: 96 Format: 11

<u>CONTENT</u>	<u>CODE</u>	<u>SAMPLE</u>	<u>POPULATION</u>
YES	1	59	95458
NO	2	660	1056092
NOT STATED	9 M	80	118577
NOT APPLICABLE	0 M	12696	19255434

WEIGHT VARIABLE: FWGHTSOURCE:

General Social Survey, 1990, Question A35, Page 4

COVERAGE:

Respondents who answered: A25=2 and A34=1. Questions A29 to A36 were asked only if father was not living in the household and not living with respondent's mother.

DETAILED DESCRIPTION OF VARIABLES

A35C

RESPONDENT'S TIME PREVENTS CONTACT WITH FATHER?

Field: 64 Position: 97 Format: 11

<u>CONTENT</u>	<u>CODE</u>	<u>SAMPLE</u>	<u>POPULATION</u>
YES	1	197	334597
NO	2	522	816953
NOT STATED	9 M	80	118577
NOT APPLICABLE	0 M	12696	19255434

WEIGHT VARIABLE: FWGHTSOURCE:

General Social Survey, 1990, Question A35, Page 4

COVERAGE:

Respondents who answered: A25=2 and A34=1. Questions A29 to A36 were asked only if father was not living in the household and not living with respondent's mother.

A35D

FATHER'S TIME PREVENTS CONTACT WITH FATHER?

Field: 65 Position: 98 Format: 11

<u>CONTENT</u>	<u>CODE</u>	<u>SAMPLE</u>	<u>POPULATION</u>
YES	1	88	131311
NO	2	631	1020240
NOT STATED	9 M	80	118577
NOT APPLICABLE	0 M	12696	19255434

WEIGHT VARIABLE: FWGHTSOURCE:

General Social Survey, 1990, Question A35, Page 4

COVERAGE:

Respondents who answered: A25=2 and A34=1. Questions A29 to A36 were asked only if father was not living in the household and not living with respondent's mother.

DETAILED DESCRIPTION OF VARIABLES

A35E

RESPONDENT'S HEALTH PREVENTS CONTACT WITH FATHER?

Field: 66 Position: 99 Format: 11

<u>CONTENT</u>	<u>CODE</u>	<u>SAMPLE</u>	<u>POPULATION</u>
YES	1	5	13951
NO	2	714	1137600
NOT STATED	9 M	80	118577
NOT APPLICABLE	0 M	12696	19255434

WEIGHT VARIABLE: FWGHTSOURCE:

General Social Survey, 1990, Question A35, Page 4

COVERAGE:

Respondents who answered: A25=2 and A34=1. Questions A29 to A36 were asked only if father was not living in the household and not living with respondent's mother.

A35F

FATHER'S HEALTH PREVENTS CONTACT WITH FATHER?

Field: 67 Position: 100 Format: 11

<u>CONTENT</u>	<u>CODE</u>	<u>SAMPLE</u>	<u>POPULATION</u>
YES	1	8	13690
NO	2	711	1137861
NOT STATED	9 M	80	118577
NOT APPLICABLE	0 M	12696	19255434

WEIGHT VARIABLE: FWGHTSOURCE:

General Social Survey, 1990, Question A35, Page 4

COVERAGE:

Respondents who answered: A25=2 and A34=1. Questions A29 to A36 were asked only if father was not living in the household and not living with respondent's mother.

DETAILED DESCRIPTION OF VARIABLES

A35G

FINANCIAL REASON PREVENTS CONTACT WITH FATHER?

Field: 68 Position: 101 Format: 11

<u>CONTENT</u>	<u>CODE</u>	<u>SAMPLE</u>	<u>POPULATION</u>
YES	1	76	135256
NO	2	643	1016295
NOT STATED	9 M	80	118577
NOT APPLICABLE	0 M	12696	19255434

WEIGHT VARIABLE: FWGHTSOURCE:

General Social Survey, 1990, Question A35, Page 4

COVERAGE:

Respondents who answered: A25=2 and A34=1. Questions A29 to A36 were asked only if father was not living in the household and not living with respondent's mother.

A35H

TRANSPORTATION PREVENTS CONTACT WITH FATHER?

Field: 69 Position: 102 Format: 11

<u>CONTENT</u>	<u>CODE</u>	<u>SAMPLE</u>	<u>POPULATION</u>
YES	1	45	60259
NO	2	674	1091291
NOT STATED	9 M	80	118577
NOT APPLICABLE	0 M	12696	19255434

WEIGHT VARIABLE: FWGHTSOURCE:

General Social Survey, 1990, Question A35, Page 4

COVERAGE:

Respondents who answered: A25=2 and A34=1. Questions A29 to A36 were asked only if father was not living in the household and not living with respondent's mother.

DETAILED DESCRIPTION OF VARIABLES**A35I****FAMILY RESPONSIBILITIES PREVENTS SEEING FATHER?**

Field: 70 Position: 103 Format: 11

<u>CONTENT</u>	<u>CODE</u>	<u>SAMPLE</u>	<u>POPULATION</u>
YES	1	31	48335
NO	2	688	1103216
NOT STATED	9 M	80	118577
NOT APPLICABLE	0 M	12696	19255434

WEIGHT VARIABLE: FWGHTSOURCE:

General Social Survey, 1990, Question A35, Page 4

COVERAGE:

Respondents who answered: A25=2 and A34=1. Questions A29 to A36 were asked only if father was not living in the household and not living with respondent's mother.

A35J**OTHER REASON PREVENTS CONTACT WITH FATHER?**

Field: 71 Position: 104 Format: 11

<u>CONTENT</u>	<u>CODE</u>	<u>SAMPLE</u>	<u>POPULATION</u>
YES	1	46	71925
NO	2	673	1079626
NOT STATED	9 M	80	118577
NOT APPLICABLE	0 M	12696	19255434

WEIGHT VARIABLE: FWGHTSOURCE:

General Social Survey, 1990, Question 35 , Page 4

COVERAGE:

Respondents who answered: A25=2 and A34=1. Questions A29 to A36 were asked only if father was not living in the household and not living with respondent's mother.

DETAILED DESCRIPTION OF VARIABLES

A35K

NO PARTICULAR REASON PREVENTS CONTACT WITH FATHER?

Field: 72 Position: 105 Format: I1

<u>CONTENT</u>	<u>CODE</u>	<u>SAMPLE</u>	<u>POPULATION</u>
YES	1	0	0
NO	2	719	1151551
NOT STATED	9 M	80	118577
NOT APPLICABLE	0 M	12696	19255434

WEIGHT VARIABLE: FWGHTSOURCE:

General Social Survey, 1990, Question A35, Page 4

COVERAGE:

Respondents who answered: A25=2 and A34=1. Questions A29 to A36 were asked only if father was not living in the household and not living with respondent's mother.

A36

FREQUENCY OF CONTACT BY LETTER/PHONE WITH FATHER

Field: 73 Position: 106 Format: I1

<u>CONTENT</u>	<u>CODE</u>	<u>SAMPLE</u>	<u>POPULATION</u>
DAILY	1	84	117066
AT LEAST ONCE A WEEK	2	435	667844
AT LEAST ONCE A MONTH	3	392	629166
LESS THAN ONCE A MONTH	4	319	509678
NOT AT ALL	5	303	454745
NOT STATED	9 M	115	182846
NOT APPLICABLE	0 M	11847	17964217

WEIGHT VARIABLE: FWGHTSOURCE:

General Social Survey, 1990, Question A36, Page 4

COVERAGE:

Respondents who answered: A25=2. Questions A29 to A36 were asked only if father was not living in the household and not living with respondent's mother.

DETAILED DESCRIPTION OF VARIABLES**A38****FATHER'S MAIN ACTIVITY**

Field: 74 Position: 107 Format: I1

<u>CONTENT</u>	<u>CODE</u>	<u>SAMPLE</u>	<u>POPULATION</u>
WORKING AT A JOB OR BUSINESS	1	844	2084257
LOOKING FOR WORK	2	15	36830
STUDYING	3	9	30196
KEEPING HOUSE	4	4	10862
BEING RETIRED	5	134	323881
BEING DISABLED	6	25	56542
OTHER	7	0	0
NOT STATED	9 M	39	91030
NOT APPLICABLE	0 M	12425	17891962

WEIGHT VARIABLE: FWGHTSOURCE:

General Social Survey, 1990, Question A38, Page 4

COVERAGE:

Respondents who answered: A25=1. Questions A38 to A44 were asked only if father was living in the household.

COMMENTS:

New code 6 was created due to high frequency in the specify field.

A39**FATHER STUDYING FULL-TIME OR PART-TIME**

Field: 75 Position: 108 Format: I1

<u>CONTENT</u>	<u>CODE</u>	<u>SAMPLE</u>	<u>POPULATION</u>
FULL-TIME	1	8	24541
PART-TIME	2	1	5655
NOT STATED	9 M	39	91030
NOT APPLICABLE	0 M	13447	20404335

WEIGHT VARIABLE: FWGHTSOURCE:

General Social Survey, 1990, Question A39, Page 4

COVERAGE:

Respondents who answered: A25=1 and A38=3. Questions A38 to A44 were asked only if father was living in the household.

DETAILED DESCRIPTION OF VARIABLES

A40

DID FATHER HAVE JOB/SELF-EMPLOYED?

Field: 76 Position: 109 Format: 11

<u>CONTENT</u>	<u>CODE</u>	<u>SAMPLE</u>	<u>POPULATION</u>
YES	1	36	100640
NO	2	154	372363
NOT STATED	9 M	36	76340
NOT APPLICABLE	0 M	13269	19976219

WEIGHT VARIABLE: FWGHTSOURCE:

General Social Survey, 1990, Question A40, Page 4

COVERAGE:

Respondents who answered: A25=1 and A38>1. Questions A38 to A44 were asked only if father was living in the household.

A41

NUMBER OF WEEKS FATHER WORKED AT A JOB/BUSINES

Field: 77 Position: 110-111 Format: 12 Zero-filled

<u>CONTENT</u>	<u>VALUE</u>	<u>SAMPLE</u>	<u>POPULATION</u>
MEAN			49.92
MINIMUM	2		
MAXIMUM	52		
RANGE	50	867	2157255
NOT APPLICABLE	97 M	12579	18264325
NOT STATED	99 M	49	103981

WEIGHT VARIABLE: FWGHTSOURCE:

General Social Survey, 1990, Question A41, Page 4

COVERAGE:

Respondents who answered: A25=1 and A40=1. Questions A38 to A44 were asked only if father was living in the household.

DETAILED DESCRIPTION OF VARIABLES**A42****FATHER WORKED FULL-TIME OF PART-TIME**

Field: 78 Position: 112 Format: I1

<u>CONTENT</u>	<u>CODE</u>	<u>SAMPLE</u>	<u>POPULATION</u>
FULL-TIME	1	847	2101308
PART-TIME	2	25	67415
NOT STATED	9 M	44	92513
NOT APPLICABLE	0 M	12579	18264325

WEIGHT VARIABLE: FWGHTSOURCE:

General Social Survey, 1990, Question A42, Page 4

COVERAGE:

Respondents who answered: A25=1 and A40=1. Questions A38 to A44 were asked only if father was living in the household.

A43**FATHER WORKED EVENING OR NIGHT SHIFTS?**

Field: 79 Position: 113 Format: I1

<u>CONTENT</u>	<u>CODE</u>	<u>SAMPLE</u>	<u>POPULATION</u>
YES	1	257	625816
NO	2	614	1539506
NOT STATED	9 M	45	95914
NOT APPLICABLE	0 M	12579	18264325

WEIGHT VARIABLE: FWGHTSOURCE:

General Social Survey, 1990, Question A43, Page 4

COVERAGE:

Respondents who answered: A25=1 and A40=1. Questions A38 to A44 were asked only if father was living in the household.

A44**FATHER WORKED REGULARLY SATURDAY OR SUNDAY?**

Field: 80 Position: 114 Format: I1

<u>CONTENT</u>	<u>CODE</u>	<u>SAMPLE</u>	<u>POPULATION</u>
YES	1	314	764527
NO	2	555	1399326
NOT STATED	9 M	47	97383
NOT APPLICABLE	0 M	12579	18264325

WEIGHT VARIABLE: FWGHTSOURCE:

General Social Survey, 1990, Question A44, Page 4

COVERAGE:

Respondents who answered: A25=1 and A40=1. Questions A38 to A44 were asked only if father was living in the household.

DETAILED DESCRIPTION OF VARIABLES

A46

AGE RESPONDENT LAST LIVED WITH EITHER PARENTS

Field: 81 Position: 115-116 Format: 12 Zero-filled

<u>CONTENT</u>	<u>VALUE</u>	<u>SAMPLE</u>	<u>POPULATION</u>
MEAN			21.17
MINIMUM	0		
MAXIMUM	79		
RANGE	79	11905	16939263
NOT APPLICABLE	97 M	1478	3464496
NOT STATED	99 M	112	121802

WEIGHT VARIABLE: FWGHTSOURCE:

General Social Survey, 1990, Question A46, Page 5

COVERAGE:

Respondents who answered: A5>1 and A25=2

A47

MAIN REASON FOR RESPONDENT'S MOVE

Field: 82 Position: 117 Format: 11

<u>CONTENT</u>	<u>CODE</u>	<u>SAMPLE</u>	<u>POPULATION</u>
TO GET MARRIED	1	4328	6479791
TO MOVE BECAUSE OF A JOB	2	2429	3185126
TO ATTEND SCHOOL	3	1384	2003825
TO BE INDEPENDENT	4	2097	3035505
SOME OTHER REASON	5	1664	2198724
NOT STATED	9 M	115	158095
NOT APPLICABLE	0 M	1478	3464496

WEIGHT VARIABLE: FWGHTSOURCE:

General Social Survey, 1990, Question A47, Page 5

COVERAGE:

Respondents who answered: A5>1 and A25=2

DETAILED DESCRIPTION OF VARIABLES

A49

RESPONDENT ALWAYS LIVED WITH EITHER PARENT?

Field: 83 Position: 118 Format: I1

<u>CONTENT</u>	<u>CODE</u>	<u>SAMPLE</u>	<u>POPULATION</u>
YES	1	1196	2833214
NO	2	259	589252
NOT STATED	9 M	23	42031
NOT APPLICABLE	0 M	12017	17061065

WEIGHT VARIABLE: FWGHTSOURCE:

General Social Survey, 1990, Question A49, Page 5

COVERAGE:

Respondents who answered: A5=1 or A25=1

A50

AGE OF RESPONDENT WHEN HE/SHE LAST LEFT HOME

Field: 84 Position: 119-120 Format: I2 Zero-filled

<u>CONTENT</u>	<u>VALUE</u>	<u>SAMPLE</u>	<u>POPULATION</u>
MEAN			20.50
MINIMUM	14		
MAXIMUM	58		
RANGE	44	247	560823
NOT APPLICABLE	97 M	13213	19894278
NOT STATED	99 M	35	70460

WEIGHT VARIABLE: FWGHTSOURCE:

General Social Survey, 1990, Question A50, Page 5

COVERAGE:

Respondents who answered: A5=1 or A25=1, and A49=2

DETAILED DESCRIPTION OF VARIABLES

A51

MAIN REASON FOR RESPONDENT'S MOVE

Field: 85 Position: 121 Format: 11

<u>CONTENT</u>	<u>CODE</u>	<u>SAMPLE</u>	<u>POPULATION</u>
TO GET MARRIED	1	56	134442
TO MOVE BECAUSE OF A JOB	2	49	121969
TO ATTEND SCHOOL	3	51	102803
TO BE INDEPENDENT	4	63	134828
SOME OTHER REASON	5	38	92317
NOT STATED	9 M	25	44924
NOT APPLICABLE	0 M	13213	19894278

WEIGHT VARIABLE: FWGHTSOURCE:

General Social Survey, 1990, Question A51, Page 5

COVERAGE:

Respondents who answered: A5=1 or A25=1, and A49=2

DVA52

AGE RESPONDENT STARTED LIVING WITH PARENTS AGAIN

Field: 86 Position: 122-123 Format: 12 Zero-filled

<u>CONTENT</u>	<u>VALUE</u>	<u>SAMPLE</u>	<u>POPULATION</u>
MEAN			28.52
MINIMUM	12		
MAXIMUM	69		
RANGE	57	249	577100
NOT APPLICABLE	97 M	13213	19894278
NOT STATED	99 M	33	54183

WEIGHT VARIABLE: FWGHTSOURCE:

General Social Survey, 1990, Question A52, Page 5

COVERAGE:

Respondents who answered: A25=1, and A49=2

COMMENTS:

This derived variable converted year of event to age.

DETAILED DESCRIPTION OF VARIABLES**A53A GRANDPARENT'S STILL LIVING?**

Field: 87 Position: 124 Format: 11

<u>CONTENT</u>	<u>CODE</u>	<u>SAMPLE</u>	<u>POPULATION</u>
YES	1	3818	6394713
NO	2	9627	14080088
NOT STATED	9 M	50	50760

WEIGHT VARIABLE: FWGHTSOURCE:

General Social Survey, 1990, Question A53, Page 5

COVERAGE:

All respondents

A53BA GRANDPARENT STILL LIVING: MOTHER'S MOTHER?

Field: 88 Position: 125 Format: 11

<u>CONTENT</u>	<u>CODE</u>	<u>SAMPLE</u>	<u>POPULATION</u>
YES	1	2654	4466275
NO	2	1137	1888388
NOT STATED	9 M	77	90810
NOT APPLICABLE	0 M	9627	14080088

WEIGHT VARIABLE: FWGHTSOURCE:

General Social Survey, 1990, Question A53, Page 5

COVERAGE:

Respondents who answered: A53A=1

A53BB GRANDPARENT STILL LIVING: MOTHER'S FATHER?

Field: 89 Position: 126 Format: 11

<u>CONTENT</u>	<u>CODE</u>	<u>SAMPLE</u>	<u>POPULATION</u>
YES	1	1269	2223698
NO	2	2522	4130965
NOT STATED	9 M	77	90810
NOT APPLICABLE	0 M	9627	14080088

WEIGHT VARIABLE: FWGHTSOURCE:

General Social Survey, 1990, Question A53, Page 5

COVERAGE:

Respondents who answered: A53A=1

DETAILED DESCRIPTION OF VARIABLES

A53BC

GRANDPARENT STILL LIVING: FATHER'S MOTHER?

Field: 90 Position: 127 Format: I1

<u>CONTENT</u>	<u>CODE</u>	<u>SAMPLE</u>	<u>POPULATION</u>
YES	1	2023	3447421
NO	2	1768	2907242
NOT STATED	9 M	77	90810
NOT APPLICABLE	0 M	9627	14080088

WEIGHT VARIABLE: FWGHTSOURCE:

General Social Survey, 1990, Question A53, Page 5

COVERAGE:

Respondents who answered: A53A=1

A53BD

GRANDPARENT STILL LIVING: FATHER'S FATHER?

Field: 91 Position: 128 Format: I1

<u>CONTENT</u>	<u>CODE</u>	<u>SAMPLE</u>	<u>POPULATION</u>
YES	1	939	1612137
NO	2	2852	4742526
NOT STATED	9 M	77	90810
NOT APPLICABLE	0 M	9627	14080088

WEIGHT VARIABLE: FWGHTSOURCE:

General Social Survey, 1990, Question A53, Page 5

COVERAGE:

Respondents who answered: A53A=1

A54

ANY GRANDPARENTS LIVE OUTSIDE HOUSEHOLD?

Field: 92 Position: 129 Format: I1

<u>CONTENT</u>	<u>CODE</u>	<u>SAMPLE</u>	<u>POPULATION</u>
YES	1	3684	6175858
NO	2	184	269615
NOT STATED	9 M	0	0
NOT APPLICABLE	0 M	9627	14080088

WEIGHT VARIABLE: FWGHTSOURCE:

General Social Survey, 1990, Question A54, Page 5

COVERAGE:

Respondents who answered: A53A=1

DETAILED DESCRIPTION OF VARIABLES**A56** **FREQUENCY OF CONTACT WITH GRANDPARENTS**

Field: 93 Position: 130 Format: 11

<u>CONTENT</u>	<u>CODE</u>	<u>SAMPLE</u>	<u>POPULATION</u>
DAILY	1	107	185873
AT LEAST ONCE A WEEK	2	507	840254
AT LEAST ONCE A MONTH	3	762	1358424
LESS THAN ONCE A MONTH	4	1592	2540929
NOT AT ALL	5	705	1229359
NOT STATED	9 M	11	21019
NOT APPLICABLE	0 M	9811	14349703

WEIGHT VARIABLE: FWGHTSOURCE:

General Social Survey, 1990, Question A56, Page 5

COVERAGE:

Respondents who answered: A54=1

A57 **FREQUENCY OF CONTACT BY LETTER/PHONE**

Field: 94 Position: 131 Format: 11

<u>CONTENT</u>	<u>CODE</u>	<u>SAMPLE</u>	<u>POPULATION</u>
DAILY	1	119	210633
AT LEAST ONCE A WEEK	2	489	822187
AT LEAST ONCE A MONTH	3	793	1330429
LESS THAN ONCE A MONTH	4	1234	2023159
NOT AT ALL	5	1037	1766000
NOT STATED	9 M	12	23451
NOT APPLICABLE	0 M	9811	14349703

WEIGHT VARIABLE: FWGHTSOURCE:

General Social Survey, 1990, Question A57, Page 5

COVERAGE:

Respondents who answered: A54=1

DETAILED DESCRIPTION OF VARIABLES

DVB2

TOTAL NUMBER OF BROTHERS AND SISTERS

Field: 95 Position: 132-133 Format: 12 Zero-filled

<u>CONTENT</u>	<u>CODE</u>	<u>SAMPLE</u>	<u>POPULATION</u>
NO BROTHERS/SISTERS	0	545	816664
ONE BROTHER/SISTER	1	1974	3298986
TWO BROTHERS/SISTERS	2	2382	3806080
THREE BROTHERS/SISTERS	3	2024	3145170
FOUR BROTHERS/SISTERS	4	1579	2280759
FIVE BROTHERS/SISTERS	5	1177	1679850
SIX BROTHERS/SISTERS	6	895	1241754
SEVEN BROTHERS/SISTERS	7	756	1088304
EIGHT BROTHERS /SISTERS	8	560	772686
NINE BROTHERS/SISTERS	9	450	631995
TEN OR MORE BROTHERS/SISTERS	10	1132	1735510
NOT STATED	99 M	21	27802

WEIGHT VARIABLE: FWGHTSOURCE:

General Social Survey, 1990, Question B2, Page 5

COVERAGE:

All respondents

DVB3

NUMBER OF BROTHERS STILL LIVING

Field: 96 Position: 134 Format: 11

<u>CONTENT</u>	<u>CODE</u>	<u>SAMPLE</u>	<u>POPULATION</u>
NO BROTHERS	0	2874	4074039
ONE BROTHER	1	4144	6346260
TWO BROTHERS	2	2668	4112677
THREE BROTHERS	3	1465	2329003
FOUR BROTHERS	4	834	1284332
FIVE OR MORE BROTHERS	5	923	1507672
NOT APPLICABLE	7 M	545	816664
NOT STATED	9 M	42	54913

WEIGHT VARIABLE: FWGHTSOURCE:

General Social Survey, 1990, Question B3, Page 5

COVERAGE:

Respondents who answered: B2>0

DETAILED DESCRIPTION OF VARIABLES

DVB4

NUMBER OF OLDER BROTHERS

Field: 97 Position: 135 Format: I1

<u>CONTENT</u>	<u>CODE</u>	<u>SAMPLE</u>	<u>POPULATION</u>
NO BROTHERS	0	4070	6078657
ONE BROTHER	1	3389	5225809
TWO BROTHERS	2	1407	2293004
THREE BROTHERS	3	616	1019268
FOUR BROTHERS	4	297	500839
FIVE OR MORE BROTHERS	5	240	431835
NOT APPLICABLE	7 M	3419	4890703
NOT STATED	9 M	57	85446

WEIGHT VARIABLE: FWGHTSOURCE:

General Social Survey, 1990, Question B4, Page 5

COVERAGE:

Respondents who answered: B3>0 and B3<97, or B3=99

DVB5

NUMBER OF SISTERS STILL LIVING

Field: 98 Position: 136 Format: I1

<u>CONTENT</u>	<u>CODE</u>	<u>SAMPLE</u>	<u>POPULATION</u>
NO SISTERS	0	2613	4005279
ONE SISTER	1	4083	6240815
TWO SISTERS	2	2644	3948938
THREE SISTERS	3	1616	2400796
FOUR SISTERS	4	889	1373165
FIVE OR MORE SISTERS	5	1028	1631197
NOT APPLICABLE	7	545	816664
NOT STATED	9 M	77	108706

WEIGHT VARIABLE: FWGHTSOURCE:

General Social Survey, 1990, Question B5, Page 5

COVERAGE:

Respondents who answered: B2>0

DETAILED DESCRIPTION OF VARIABLES

DVB6

NUMBER OF OLDER SISTERS

Field: 99 Position: 137 Format: 11

<u>CONTENT</u>	<u>CODE</u>	<u>SAMPLE</u>	<u>POPULATION</u>
NO SISTERS	0	4042	5943933
ONE SISTER	1	3452	5229118
TWO SISTERS	2	1500	2320130
THREE SISTERS	3	693	1127553
FOUR SISTERS	4	299	504912
FIVE OR MORE SISTERS	5	264	453615
NOT APPLICABLE	7 M	3158	4821944
NOT STATED	9 M	87	124357

WEIGHT VARIABLE: FWGHTSOURCE:

General Social Survey, 1990, Question B6, Page 5

COVERAGE:

Respondents who answered: B5>0 and B5<97, or B5=99

B8

ANY BROTHERS OR SISTERS LIVING OUTSIDE HOUSEHOLD?

Field: 100 Position: 138 Format: 11

<u>CONTENT</u>	<u>CODE</u>	<u>SAMPLE</u>	<u>POPULATION</u>
YES	1	11829	17620090
NO	2	615	1529374
NOT STATED	9 M	50	91609
NOT APPLICABLE	0 M	1001	1284488

WEIGHT VARIABLE: FWGHTSOURCE:

General Social Survey, 1990, Question B8 , Page 5

COVERAGE:

Respondents who answered: B3>0 or B5>0

DETAILED DESCRIPTION OF VARIABLES

B10

FREQUENCY OF CONTACT WITH BROTHERS OR SISTERS

Field: 101 Position: 139 Format: I1

<u>CONTENT</u>	<u>CODE</u>	<u>SAMPLE</u>	<u>POPULATION</u>
DAILY	1	974	1321574
AT LEAST ONCE A WEEK	2	3179	4748887
AT LEAST ONCE A MONTH	3	2769	4308398
LESS THAN ONCE A MONTH	4	3752	5547842
NOT AT ALL	5	1150	1685408
NOT STATED	9 M	55	99590
NOT APPLICABLE	0 M	1616	2813862

WEIGHT VARIABLE: FWGHTSOURCE:

General Social Survey, 1990, Question B10, Page 5

COVERAGE:

Respondents who answered: B8=1

B11

FREQUENCY OF CONTACT BY LETTER/PHONE WITH SIBLINGS

Field: 102 Position: 140 Format: I1

<u>CONTENT</u>	<u>CODE</u>	<u>SAMPLE</u>	<u>POPULATION</u>
DAILY	1	981	1255660
AT LEAST ONCE A WEEK	2	3747	5730126
AT LEAST ONCE A MONTH	3	3560	5367879
LESS THAN ONCE A MONTH	4	2847	4202555
NOT AT ALL	5	682	1048608
NOT STATED	9 M	62	106872
NOT APPLICABLE	0 M	1616	2813862

WEIGHT VARIABLE: FWGHTSOURCE:

General Social Survey, 1990, Question B11, Page 5

COVERAGE:

Respondents who answered: B8=1

DETAILED DESCRIPTION OF VARIABLES

DVC2

NUMBER OF STEP-CHILDREN RAISED BY RESPONDENT

Field: 103 Position: 141 Format: 11

<u>CONTENT</u>	<u>CODE</u>	<u>SAMPLE</u>	<u>POPULATION</u>
NO STEP-CHILDREN	0	12971	19656843
ONE STEP-CHILD	1	262	452013
TWO STEP-CHILDREN	2	156	254174
THREE OR MORE STEP-CHILDREN	3	106	162531
STEP-CHILDREN - NOT STATED	8 M	0	0
NOT STATED	9 M	0	0

WEIGHT VARIABLE: FWGHTSOURCE:

General Social Survey, 1990, Question C2, Page 6

COVERAGE:

All respondents

COMMENTS:

This derived variable caps the number of step-children at three or more. If the respondent indicates that they have raised step-children but do not state the number, then a code 8 was assigned.

DVC3

NUMBER OF CHILDREN ADOPTED BY RESPONDENT

Field: 104 Position: 142 Format: 11

<u>CONTENT</u>	<u>CODE</u>	<u>SAMPLE</u>	<u>POPULATION</u>
NO ADOPTED CHILDREN	0	13093	19979744
ONE ADOPTED CHILD	1	280	382445
TWO OR MORE ADOPTED CHILDREN	2	122	163372
ADOPTED CHILDREN - NOT STATED	8 M	0	0
NOT STATED	9 M	0	0

WEIGHT VARIABLE: FWGHTSOURCE:

General Social Survey, 1990, Question C3, Page 6

COVERAGE:

All respondents

COMMENTS:

This derived variable caps the number of adopted children at two or more. If the respondent indicates that they have adopted children but do not state the number, then a code 8 was assigned.

DETAILED DESCRIPTION OF VARIABLES

DVC4

NUMBER OF NATURAL CHILDREN

Field: 105 Position: 143-144 Format: 12 Zero-filled

<u>CONTENT</u>	<u>CODE</u>	<u>SAMPLE</u>	<u>POPULATION</u>
NO NATURAL CHILDREN	0	4761	7736595
ONE NATURAL CHILD	1	1826	2635459
TWO NATURAL CHILDREN	2	3133	4917116
THREE NATURAL CHILDREN	3	1719	2570451
FOUR NATURAL CHILDREN	4	915	1274037
FIVE NATURAL CHILDREN	5	446	563856
SIX NATURAL CHILDREN	6	258	322700
SEVEN NATURAL CHILDREN	7	141	156753
EIGHT NATURAL CHILDREN	8	101	129090
NINE NATURAL CHILDREN	9	71	73963
TEN OR MORE NATURAL CHILDREN	10	120	142370
NATURAL CHILDREN - NOT STATED	98 M	4	3173
NOT STATED	99 M	0	0

WEIGHT VARIABLE: FWGHTSOURCE:

General Social Survey, 1990, Question C4, Page 6

COVERAGE:

All respondents

COMMENTS:

This derived variable caps the number of natural children at ten or more. If the respondent indicates that they have natural children but do not state the number, then a code 98 was assigned.

DETAILED DESCRIPTION OF VARIABLES

DVC6

NUMBER OF GRANDCHILDREN

Field: 106 Position: 145-146 Format: 12 Zero-filled

<u>CONTENT</u>	<u>CODE</u>	<u>SAMPLE</u>	<u>POPULATION</u>
NO GRANDCHILDREN	0	9387	15600127
ONE GRANDCHILD	1	470	730581
TWO GRANDCHILDREN	2	646	901070
THREE GRANDCHILDREN	3	467	616685
FOUR GRANDCHILDREN	4	435	527807
FIVE GRANDCHILDREN	5	364	405025
SIX GRANDCHILDREN	6	286	314898
SEVEN GRANDCHILDREN	7	212	203271
EIGHT GRANDCHILDREN	8	197	188071
NINE GRANDCHILDREN	9	151	137729
TEN GRANDCHILDREN	10	133	137139
ELEVEN GRANDCHILDREN	11	79	72740
TWELVE GRANDCHILDREN	12	90	84502
THIRTEEN GRANDCHILDREN	13	69	57389
FOURTEEN GRANDCHILDREN	14	47	44567
FIFTEEN GRANDCHILDREN	15	46	43429
SIXTEEN GRANDCHILDREN	16	35	35364
SEVENTEEN GRANDCHILDREN	17	25	19702
EIGHTEEN GRANDCHILDREN	18	23	20293
NINETEEN GRANDCHILDREN	19	19	28561
TWENTY OR MORE GRANDCHILDREN	20	157	145013
GRANDCHILDREN - NOT STATED	98 M	39	43893
NOT STATED	99 M	118	167705

WEIGHT VARIABLE: FWGHTSOURCE:

General Social Survey, 1990, Question C6, Page 6

COVERAGE:

All respondents

COMMENTS:

This derived variable caps the number of grandchildren at twenty or more. If the respondent indicates that they have grandchildren but do not state the number, then a code 98 was assigned.

DETAILED DESCRIPTION OF VARIABLES**DVST1A AGE OF 1ST STEP-CHILD**

Field: 107 Position: 147-148 Format: I2 Zero-filled

<u>CONTENT</u>	<u>VALUE</u>	<u>SAMPLE</u>	<u>POPULATION</u>
MEAN			21.42
MINIMUM	0		
MAXIMUM	72		
RANGE	72	496	828853
NOT APPLICABLE	97 M	12975	19664277
NOT APPLICABLE (DECEASED)	98 M	13	21512
NOT STATED	99 M	11	10919

WEIGHT VARIABLE: FWGHTSOURCE:

General Social Survey, 1990, Question C7, Pages 6 and 7

COVERAGE:

All respondents

COMMENTS:

This is a derived variable. Age 65 includes 65 and older. In a few cases, respondents reported having step-children in Question C2, but did not give the detailed information for Question C7. For these cases, not applicable was assigned.

DVST1C SEX OF 1ST STEP-CHILD

Field: 108 Position: 149 Format: I1

<u>CONTENT</u>	<u>CODE</u>	<u>SAMPLE</u>	<u>POPULATION</u>
MALE	1	265	436579
FEMALE	2	246	414564
NOT STATED	9 M	9	10142
NOT APPLICABLE	0 M	12975	19664277

WEIGHT VARIABLE: FWGHTSOURCE:

General Social Survey, 1990, Question C7, Pages 6 and 7

COVERAGE:

All respondents

COMMENTS:

This is a derived variable. In a few cases, respondents reported having step-children in Question C2, but did not give the detailed information for Question C7. For these cases, not applicable was assigned.

DETAILED DESCRIPTION OF VARIABLES**DVST1EA LIVING IN HOUSEHOLD? - 1ST STEP-CHILD**

Field: 109 Position: 150 Format: 11

<u>CONTENT</u>	<u>CODE</u>	<u>SAMPLE</u>	<u>POPULATION</u>
YES	1	182	367637
NO	2	320	465828
CHILD DECEASED	3	13	21512
NOT STATED	9 M	5	6307
NOT APPLICABLE	0 M	12975	19664277

WEIGHT VARIABLE: FWGHTSOURCE:

General Social Survey, 1990, Question C7, Pages 6 and 7

COVERAGE:

All respondents

COMMENTS:

This is a derived variable. In a few cases, respondents reported having step-children in Question C2, but did not give the detailed information for Question C7. For these cases, not applicable was assigned.

DVST1EB AGE WHEN HE/SHE LEFT HOME - 1ST STEP-CHILD

Field: 110 Position: 151-152 Format: 12 Zero-filled

<u>CONTENT</u>	<u>VALUE</u>	<u>SAMPLE</u>	<u>POPULATION</u>
MEAN			17.04
MINIMUM	0		
MAXIMUM	32		
RANGE	32	302	444198
NOT APPLICABLE	97 M	13170	20053426
NOT STATED	99 M	23	27937

WEIGHT VARIABLE: FWGHTSOURCE:

General Social Survey, 1990, Question C7, Pages 6 and 7

COVERAGE:

All respondents

COMMENTS:

This is a derived variable. In a few cases, respondents reported having step-children in Question C2, but did not give the detailed information for Question C7. For these cases, not applicable was assigned.

DETAILED DESCRIPTION OF VARIABLES**DVST2A AGE OF 2ND STEP-CHILD**

Field: 111 Position: 153-154 Format: 12 Zero-filled

<u>CONTENT</u>	<u>VALUE</u>	<u>SAMPLE</u>	<u>POPULATION</u>
MEAN			21.55
MINIMUM	1		
MAXIMUM	67		
RANGE	66	243	393398
NOT APPLICABLE	97 M	13237	20116290
NOT APPLICABLE (DECEASED)	98 M	7	8078
NOT STATED	99 M	8	7795

WEIGHT VARIABLE: FWGHTSOURCE:

General Social Survey, 1990, Question C7, Pages 6 and 7

COVERAGE:

All respondents

COMMENTS:

This is a derived variable. Age 65 includes 65 and older. In a few cases, respondents reported having step-children in Question C2, but did not give the detailed information for Question C7. For these cases, not applicable was assigned.

DVST2C SEX OF 2ND STEP-CHILD

Field: 112 Position: 155 Format: 11

<u>CONTENT</u>	<u>CODE</u>	<u>SAMPLE</u>	<u>POPULATION</u>
MALE	1	112	198538
FEMALE	2	139	202219
NOT STATED	9 M	7	8514
NOT APPLICABLE	0 M	13237	20116290

WEIGHT VARIABLE: FWGHTSOURCE:

General Social Survey, 1990, Question C7, Pages 6 and 7

COVERAGE:

All respondents

COMMENTS:

This is a derived variable. In a few cases, respondents reported having step-children in Question C2, but did not give the detailed information for Question C7. For these cases, not applicable was assigned.

DETAILED DESCRIPTION OF VARIABLES**DVST2EA LIVING IN HOUSEHOLD? - 2ND STEP-CHILD**

Field: 113 Position: 156 Format: 11

<u>CONTENT</u>	<u>CODE</u>	<u>SAMPLE</u>	<u>POPULATION</u>
YES	1	70	145549
NO	2	178	250948
CHILD DECEASED	3	7	8078
NOT STATED	9 M	3	4696
NOT APPLICABLE	0 M	13237	20116290

WEIGHT VARIABLE: FWGHTSOURCE:

General Social Survey, 1990, Question C7, Pages 6 and 7

COVERAGE:

All respondents

COMMENTS:

This is a derived variable. In a few cases, respondents reported having step-children in Question C2, but did not give the detailed information for Question C7. For these cases, not applicable was assigned.

DVST2EB AGE WHEN HE/SHE LEFT HOME - 2ND STEP-CHILD

Field: 114 Position: 157-158 Format: 12 Zero-filled

<u>CONTENT</u>	<u>VALUE</u>	<u>SAMPLE</u>	<u>POPULATION</u>
MEAN			17.08
MINIMUM	0		
MAXIMUM	25		
RANGE	25	-162	229149
NOT APPLICABLE	97 M	13314	20269917
NOT STATED	99 M	19	26496

WEIGHT VARIABLE: FWGHTSOURCE:

General Social Survey, 1990, Question C7, Pages 6 and 7

COVERAGE:

All respondents

COMMENTS:

This is a derived variable. In a few cases, respondents reported having step-children in Question C2, but did not give the detailed information for Question C7. For these cases, not applicable was assigned.

DETAILED DESCRIPTION OF VARIABLES**DVST3A AGE OF 3RD STEP-CHILD**

Field: 115 Position: 159-160 Format: 12 Zero-filled

<u>CONTENT</u>	<u>VALUE</u>	<u>SAMPLE</u>	<u>POPULATION</u>
MEAN			23.60
MINIMUM	6		
MAXIMUM	64		
RANGE	58	94	147121
NOT APPLICABLE	97 M	13393	20370465
NOT APPLICABLE (DECEASED)	98 M	2	1316
AGE NOT STATED	99 M	6	6660

WEIGHT VARIABLE: FWGHTSOURCE:

General Social Survey, 1990, Question C7, Pages 6 and 7

COVERAGE:

All respondents

COMMENTS:

This is a derived variable. The third step-child identifies the third or the youngest step-child. The youngest is used if there are more than three step-children listed.

Age 65 includes 65 and older. In a few cases, respondents reported having step-children in Question C2, but did not give the detailed information for Question C7. For these cases, not applicable was assigned.

DVST3C SEX OF 3RD STEP-CHILD

Field: 116 Position: 161 Format: 11

<u>CONTENT</u>	<u>CODE</u>	<u>SAMPLE</u>	<u>POPULATION</u>
MALE	1	48	73968
FEMALE	2	50	70808
NOT STATED	9 M	4	10320
NOT APPLICABLE	0 M	13393	20370465

WEIGHT VARIABLE: FWGHTSOURCE:

General Social Survey, 1990, Question C7, Pages 6 and 7

COVERAGE:

All respondents

COMMENTS:

This is a derived variable. The third step-child identifies the third or the youngest step-child. The youngest is used if there are more than three step-children listed.

In a few cases, respondents reported having step-children in Question C2, but did not give the detailed information for Question C7. For these cases, not applicable was assigned.

DETAILED DESCRIPTION OF VARIABLES**DVST3EA LIVING IN HOUSEHOLD? - 3RD STEP-CHILD**

Field: 117 Position: 162 Format: I1

<u>CONTENT</u>	<u>CODE</u>	<u>SAMPLE</u>	<u>POPULATION</u>
YES	1	14	33465
NO	2	83	115620
CHILD DECEASED	3	2	1316
NOT STATED	9 M	3	4696
NOT APPLICABLE	0 M	13393	20370465

WEIGHT VARIABLE: FWGHTSOURCE:

General Social Survey, 1990, Question C7, Pages 6 and 7

COVERAGE:

All respondents

COMMENTS:

This is a derived variable. The third step-child identifies the third or the youngest step-child. The youngest is used if there are more than three step-children listed.

In a few cases, respondents reported having step-children in Question C2, but did not give the detailed information for Question C7. For these cases, not applicable was assigned.

DVST3EB AGE WHEN HE/SHE LEFT HOME - 3RD STEP-CHILD

Field: 118 Position: 163-164 Format: I2 Zero-filled

<u>CONTENT</u>	<u>VALUE</u>	<u>SAMPLE</u>	<u>POPULATION</u>
MEAN			18.14
MINIMUM	3		
MAXIMUM	39		
RANGE	36	74	104565
NOT APPLICABLE	97 M	13409	20405245
NOT STATED	99 M	12	15750

WEIGHT VARIABLE: FWGHTSOURCE:

General Social Survey, 1990, Question C7, Pages 6 and 7

COVERAGE:

All respondents

COMMENTS:

This is a derived variable. The third step-child identifies the third or the youngest step-child. The youngest is used if there are more than three step-children listed.

In a few cases, respondents reported having step-children in Question C2, but did not give the detailed information for Question C7. For these cases, not applicable was assigned.

DETAILED DESCRIPTION OF VARIABLES**DVAD1A AGE OF 1ST ADOPTED CHILD**

Field: 119 Position: 165-166 Format: 12 Zero-filled

<u>CONTENT</u>	<u>VALUE</u>	<u>SAMPLE</u>	<u>POPULATION</u>
MEAN			23.48
MINIMUM	1		
MAXIMUM	64		
RANGE	63	386	527860
NOT APPLICABLE	97 M	13096	19987789
NOT APPLICABLE (DECEASED)	98 M	10	8879
NOT STATED	99 M	3	1033

WEIGHT VARIABLE: FWGHTSOURCE:

General Social Survey, 1990, Question C7, Pages 6 and 7

COVERAGE:

All respondents

COMMENTS:

This is a derived variable. Age 65 includes 65 and older. In a few cases, respondents reported having adopted children in Question C3, but did not give the detailed information for Question C7. For these cases, not applicable was assigned.

DVAD1C SEX OF 1ST ADOPTED CHILD

Field: 120 Position: 167 Format: 11

<u>CONTENT</u>	<u>CODE</u>	<u>SAMPLE</u>	<u>POPULATION</u>
MALE	1	202	273587
FEMALE	2	192	257622
NOT STATED	9 M	5	6563
NOT APPLICABLE	0 M	13096	19987789

WEIGHT VARIABLE: FWGHTSOURCE:

General Social Survey, 1990, Question C7, Pages 6 and 7

COVERAGE:

All respondents

COMMENTS:

This is a derived variable. In a few cases, respondents reported having adopted children in Question C3, but did not give the detailed information for Question C7. For these cases, not applicable was assigned.

DETAILED DESCRIPTION OF VARIABLES

DVAD1EA LIVING IN HOUSEHOLD? - 1ST ADOPTED CHILD

Field: 121 Position: 168 Format: I1

<u>CONTENT</u>	<u>CODE</u>	<u>SAMPLE</u>	<u>POPULATION</u>
YES	1	131	217413
NO	2	258	311480
CHILD DECEASED	3	10	8879
NOT STATED	9 M	0	0
NOT APPLICABLE	0 M	13096	19987789

WEIGHT VARIABLE: FWGHTSOURCE:

General Social Survey, 1990, Question C7, Pages 6 and 7

COVERAGE:

All respondents

COMMENTS:

This is a derived variable. In a few cases, respondents reported having adopted children in Question C3, but did not give the detailed information for Question C7. For these cases, not applicable was assigned.

DVAD1EB AGE WHEN HE/SHE LEFT HOME - 1ST ADOPTED CHILD

Field: 122 Position: 169-170 Format: I2 Zero-filled

<u>CONTENT</u>	<u>VALUE</u>	<u>SAMPLE</u>	<u>POPULATION</u>
MEAN			19.35
MINIMUM	4		
MAXIMUM	34		
RANGE	30	250	304510
NOT APPLICABLE	97 M	13237	20214081
NOT STATED	99 M	8	6970

WEIGHT VARIABLE: FWGHTSOURCE:

General Social Survey, 1990, Question C7, Pages 6 and 7

COVERAGE:

All respondents

COMMENTS:

This is a derived variable. In a few cases, respondents reported having adopted children in Question C3, but did not give the detailed information for Question C7. For these cases, not applicable was assigned.

DETAILED DESCRIPTION OF VARIABLES**DVAD2A AGE OF 2ND ADOPTED CHILD**

Field: 123 Position: 171-172 Format: 12 Zero-filled

<u>CONTENT</u>	<u>VALUE</u>	<u>SAMPLE</u>	<u>POPULATION</u>
MEAN			21.08
MINIMUM	0		
MAXIMUM	55		
RANGE	55	118	162062
NOT APPLICABLE	97 M	13373	20362189
NOT APPLICABLE (DECEASED)	98 M	2	836
NOT STATED	99 M	2	474

WEIGHT VARIABLE: FWGHTSOURCE:

General Social Survey, 1990, Question C7, Pages 6 and 7

COVERAGE:

All respondents

COMMENTS:

This is a derived variable. The second adopted child identifies the second or the youngest adopted child. The youngest is used if there are more than two adopted children listed.

Age 65 includes 65 and older. In a few cases, respondents reported having adopted children in Question C3, but did not give the detailed information for Question C7. For these cases, not applicable was assigned.

DVAD2C SEX OF 2ND ADOPTED CHILD

Field: 124 Position: 173 Format: 11

<u>CONTENT</u>	<u>CODE</u>	<u>SAMPLE</u>	<u>POPULATION</u>
MALE	1	52	74243
FEMALE	2	69	88450
NOT STATED	9 M	1	679
NOT APPLICABLE	0 M	13373	20362189

WEIGHT VARIABLE: FWGHTSOURCE:

General Social Survey, 1990, Question C7, Pages 6 and 7

COVERAGE:

All respondents

COMMENTS:

This is a derived variable. The second adopted child identifies the second or the youngest adopted child. The youngest is used if there are more than two adopted children listed.

In a few cases, respondents reported having adopted children in Question C3, but did not give the detailed information for Question C7. For these cases, not applicable was assigned.

DETAILED DESCRIPTION OF VARIABLES**DVAD2EA LIVING IN HOUSEHOLD? - 2ND ADOPTED CHILD**

Field: 125 Position: 174 Format: I1

<u>CONTENT</u>	<u>CODE</u>	<u>SAMPLE</u>	<u>POPULATION</u>
YES	1	39	66075
NO	2	80	93540
CHILD DECEASED	3	2	836
NOT STATED	9 M	1	2922
NOT APPLICABLE	0 M	13373	20362189

WEIGHT VARIABLE: FWGHTSOURCE:

General Social Survey, 1990, Question C7, Pages 6 and 7

COVERAGE:

All respondents

COMMENTS:

This is a derived variable. The second adopted child identifies the second or the youngest adopted child. The youngest is used if there are more than two adopted children listed.

In a few cases, respondents reported having adopted children in Question C3, but did not give the detailed information for Question C7. For these cases, not applicable was assigned.

DVAD2EB AGE WHEN HE/SHE LEFT HOME - 2ND ADOPTED CHILD

Field: 126 Position: 175-176 Format: I2 Zero-filled

<u>CONTENT</u>	<u>VALUE</u>	<u>SAMPLE</u>	<u>POPULATION</u>
MEAN			19.00
MINIMUM	5		
MAXIMUM	29		
RANGE	24	78	90767
NOT APPLICABLE	97 M	13414	20429099
NOT STATED	99 M	3	5696

WEIGHT VARIABLE: FWGHTSOURCE:

General Social Survey, 1990, Question C7, Pages 6 and 7

COVERAGE:

All respondents

COMMENTS:

This is a derived variable. The second adopted child identifies the second or the youngest adopted child. The youngest is used if there are more than two adopted children listed.

In a few cases, respondents reported having adopted children in Question C3, but did not give the detailed information for Question C7. For these cases, not applicable was assigned.

DETAILED DESCRIPTION OF VARIABLES**DVNT01A AGE OF 1ST NATURAL CHILD**

Field: 127 Position: 177-178 Format: 12 Zero-filled

<u>CONTENT</u>	<u>VALUE</u>	<u>SAMPLE</u>	<u>POPULATION</u>
MEAN			22.36
MINIMUM	0		
MAXIMUM	65		
RANGE	65	8384	12425157
NOT APPLICABLE	97 M	4785	7768901
NOT APPLICABLE (DECEASED)	98 M	262	273332
NOT STATED	99 M	64	58171

WEIGHT VARIABLE: FWGHTSOURCE:

General Social Survey, 1990, Question C7, Pages 6 and 7

COVERAGE:

All respondents

COMMENTS:

This is a derived variable. Age 65 includes 65 and older. In a few cases, respondents reported having natural children in Question C4, but did not give the detailed information for Question C7. For these cases, not applicable was assigned.

DVNT01C SEX OF 1ST NATURAL CHILD

Field: 128 Position: 179 Format: 11

<u>CONTENT</u>	<u>CODE</u>	<u>SAMPLE</u>	<u>POPULATION</u>
MALE	1	4520	6677706
FEMALE	2	4158	6040721
NOT STATED	9 M	32	38234
NOT APPLICABLE	0 M	4785	7768901

WEIGHT VARIABLE: FWGHTSOURCE:

General Social Survey, 1990, Question C7, Pages 6 and 7

COVERAGE:

All respondents

COMMENTS:

This is a derived variable. In a few cases, respondents reported having natural children in Question C4, but did not give the detailed information for Question C7. For these cases, not applicable was assigned.

DETAILED DESCRIPTION OF VARIABLES**DVNT01EA LIVING IN HOUSEHOLD? - 1ST NATURAL CHILD**

Field: 129 Position: 180 Format: I1

<u>CONTENT</u>	<u>CODE</u>	<u>SAMPLE</u>	<u>POPULATION</u>
YES	1	3749	6445348
NO	2	4683	6020001
CHILD DECEASED	3	262	273332
NOT STATED	9 M	16	17979
NOT APPLICABLE	0 M	4785	7768901

WEIGHT VARIABLE: FWGHTSOURCE:

General Social Survey, 1990, Question C7, Pages 6 and 7

COVERAGE:

All respondents

COMMENTS:

This is a derived variable. In a few cases, respondents reported having natural children in Question C4, but did not give the detailed information for Question C7. For these cases, not applicable was assigned.

DVNT01EB AGE WHEN HE/SHE LEFT HOME - 1ST NATURAL CHILD

Field: 130 Position: 181-182 Format: I2 Zero-filled

<u>CONTENT</u>	<u>VALUE</u>	<u>SAMPLE</u>	<u>POPULATION</u>
MEAN			19.23
MINIMUM	0		
MAXIMUM	53		
RANGE	53	4496	5836132
NOT APPLICABLE	97 M	8796	14487581
NOT STATED	99 M	203	201848

WEIGHT VARIABLE: FWGHTSOURCE:

General Social Survey, 1990, Question C7, Pages 6 and 7

COVERAGE:

All respondents

COMMENTS:

This is a derived variable. In a few cases, respondents reported having natural children in Question C4, but did not give the detailed information for Question C7. For these cases, not applicable was assigned.

DETAILED DESCRIPTION OF VARIABLES**DVNT01F AGE OF RESPONDENT WHEN 1ST CHILD BORN**

Field: 131 Position: 183-185 Format: F3.1 Zero-filled

<u>CONTENT</u>	<u>VALUE</u>	<u>SAMPLE</u>	<u>POPULATION</u>
MEAN			25.58
MINIMUM	13.0		
MAXIMUM	52.9		
RANGE	39.9	8594	12630105
NOT APPLICABLE	99.7 M	4785	7768901
NOT STATED	99.9 M	116	126555

WEIGHT VARIABLE: FWGHTSOURCE:

General Social Survey, 1990, Question C7, Pages 6 and 7

COVERAGE:

All respondents

COMMENTS:

This is a derived variable, in years to one decimal. In a few cases, respondents reported having natural children in Question C4, but did not give the detailed information for Question C7. For these cases, not applicable was assigned.

DVNT02A AGE OF 2ND NATURAL CHILD

Field: 132 Position: 186-187 Format: I2 Zero-filled

<u>CONTENT</u>	<u>VALUE</u>	<u>SAMPLE</u>	<u>POPULATION</u>
MEAN			21.55
MINIMUM	0		
MAXIMUM	65		
RANGE	65	6603	9837107
NOT APPLICABLE	97 M	6613	10406731
NOT APPLICABLE (DECEASED)	98 M	211	227426
NOT STATED	99 M	68	54297

WEIGHT VARIABLE: FWGHTSOURCE:

General Social Survey, 1990, Question C7, Pages 6 and 7

COVERAGE:

All respondents

COMMENTS:

This is a derived variable. Age 65 includes 65 and older. In a few cases, respondents reported having natural children in Question C4, but did not give the detailed information for Question C7. For these cases, not applicable was assigned.

DETAILED DESCRIPTION OF VARIABLESDVNT02C **SEX OF 2ND NATURAL CHILD**

Field: 133 Position: 188 Format: 11

<u>CONTENT</u>	<u>CODE</u>	<u>SAMPLE</u>	<u>POPULATION</u>
MALE	1	3492	5153504
FEMALE	2	3361	4932874
NOT STATED	9 M	29	32451
NOT APPLICABLE	0 M	6613	10406731

WEIGHT VARIABLE: FWGHTSOURCE:

General Social Survey, 1990, Question C7, Pages 6 and 7

COVERAGE:

All respondents

COMMENTS:

This is a derived variable. In a few cases, respondents reported having natural children in Question C4, but did not give the detailed information for Question C7. For these cases, not applicable was assigned.

DVNT02EA **LIVING IN HOUSEHOLD? - 2ND NATURAL CHILD**

Field: 134 Position: 189 Format: 11

<u>CONTENT</u>	<u>CODE</u>	<u>SAMPLE</u>	<u>POPULATION</u>
YES	1	2863	5170134
NO	2	3795	4706071
CHILD DECEASED	3	211	227426
NOT STATED	9 M	13	15199
NOT APPLICABLE	0 M	6613	10406731

WEIGHT VARIABLE: FWGHTSOURCE:

General Social Survey, 1990, Question C7, Pages 6 and 7

COVERAGE:

All respondents

COMMENTS:

This is a derived variable. In a few cases, respondents reported having natural children in Question C4, but did not give the detailed information for Question C7. For these cases, not applicable was assigned.

DETAILED DESCRIPTION OF VARIABLES**DVNT02EB AGE WHEN HE/SHE LEFT HOME - 2ND NATURAL CHILD**

Field: 135 Position: 190-191 Format: I2

<u>CONTENT</u>	<u>VALUE</u>	<u>SAMPLE</u>	<u>POPULATION</u>
MEAN			19.39
MINIMUM	0		
MAXIMUM	49		
RANGE	49	3628	4552257
NOT APPLICABLE	97 M	9687	15804292
NOT STATED	99 M	180	169012

WEIGHT VARIABLE: FWGHTSOURCE:

General Social Survey, 1990, Question C7, Pages 6 and 7

COVERAGE:

All respondents

COMMENTS:

This is a derived variable. In a few cases, respondents reported having natural children in Question C4, but did not give the detailed information for Question C7. For these cases, not applicable was assigned.

DVNT02F AGE OF RESPONDENT WHEN 2ND CHILD BORN

Field: 136 Position: 192-194 Format: F3.1

<u>CONTENT</u>	<u>VALUE</u>	<u>SAMPLE</u>	<u>POPULATION</u>
MEAN			27.99
MINIMUM	14.2		
MAXIMUM	52.9		
RANGE	38.7	6790	10044555
NOT APPLICABLE	99.7 M	6613	10406731
NOT STATED	99.9 M	92	74275

WEIGHT VARIABLE: FWGHTSOURCE:

General Social Survey, 1990, Question C7, Pages 6 and 7

COVERAGE:

All respondents

COMMENTS:

This is a derived variable, in years to one decimal. In a few cases, respondents reported having natural children in Question C4, but did not give the detailed information for Question C7. For these cases, not applicable was assigned.

DETAILED DESCRIPTION OF VARIABLES

DVNT03A AGE OF 3RD NATURAL CHILD

Field: 137 Position: 195-196 Format: 12 Zero-filled

<u>CONTENT</u>	<u>VALUE</u>	<u>SAMPLE</u>	<u>POPULATION</u>
MEAN			24.07
MINIMUM	0		
MAXIMUM	65		
RANGE	65	3554	5027037
NOT APPLICABLE	97 M	9743	15317400
NOT APPLICABLE (DECEASED)	98 M	136	136550
NOT STATED	99 M	62	44575

WEIGHT VARIABLE: FWGHTSOURCE:

General Social Survey, 1990, Question C7, Pages 6 and 7

COVERAGE:

All respondents

COMMENTS:

This is a derived variable. Age 65 includes 65 and older. In a few cases, respondents reported having natural children in Question C4, but did not give the detailed information for Question C7. For these cases, not applicable was assigned.

DVNT03C SEX OF 3RD NATURAL CHILD

Field: 138 Position: 197 Format: 11

<u>CONTENT</u>	<u>CODE</u>	<u>SAMPLE</u>	<u>POPULATION</u>
MALE	1	1918	2713711
FEMALE	2	1804	2465989
NOT STATED	9 M	30	28461
NOT APPLICABLE	0 M	9743	15317400

WEIGHT VARIABLE: FWGHTSOURCE:

General Social Survey, 1990, Question C7, Pages 6 and 7

COVERAGE:

All respondents

COMMENTS:

This is a derived variable. In a few cases, respondents reported having natural children in Question C4, but did not give the detailed information for Question C7. For these cases, not applicable was assigned.

DETAILED DESCRIPTION OF VARIABLES**DVNT03EA LIVING IN HOUSEHOLD? - 3RD NATURAL CHILD**

Field: 139 Position: 198 Format: I1

<u>CONTENT</u>	<u>CODE</u>	<u>SAMPLE</u>	<u>POPULATION</u>
YES	1	1146	2157148
NO	2	2450	2894660
CHILD DECEASED	3	136	136550
NOT STATED	9 M	20	19804
NOT APPLICABLE	0 M	9743	15317400

WEIGHT VARIABLE: FWGHTSOURCE:

General Social Survey, 1990, Question C7, Pages 6 and 7

COVERAGE:

All respondents

COMMENTS:

This is a derived variable. In a few cases, respondents reported having natural children in Question C4, but did not give the detailed information for Question C7. For these cases, not applicable was assigned.

DVNT03EB AGE WHEN HE/SHE LEFT HOME - 3RD NATURAL CHILD

Field: 140 Position: 199-200 Format: I2 Zero-filled

<u>CONTENT</u>	<u>VALUE</u>	<u>SAMPLE</u>	<u>POPULATION</u>
MEAN			20.01
MINIMUM	0		
MAXIMUM	55		
RANGE	55	2313	2774429
NOT APPLICABLE	97 M	11025	17611097
NOT STATED	99 M	157	140035

WEIGHT VARIABLE: FWGHTSOURCE:

General Social Survey, 1990, Question C7, Pages 6 and 7

COVERAGE:

All respondents

COMMENTS:

This is a derived variable. In a few cases, respondents reported having natural children in Question C4, but did not give the detailed information for Question C7. For these cases, not applicable was assigned.

DETAILED DESCRIPTION OF VARIABLES

DVNT03F AGE OF RESPONDENT WHEN 3RD CHILD BORN

Field: 141 Position: 201-203 Format: F3.1 Zero-filled

<u>CONTENT</u>	<u>VALUE</u>	<u>SAMPLE</u>	<u>POPULATION</u>
MEAN			29.92
MINIMUM	14.4		
MAXIMUM	61.3		
RANGE	46.9	3675	5150258
NOT APPLICABLE	99.7 M	9743	15317400
NOT STATED	99.9 M	77	57903

WEIGHT VARIABLE: FWGHTSOURCE:

General Social Survey, 1990, Question C7, Pages 6 and 7

COVERAGE:

All respondents

COMMENTS:

This is a derived variable, in years to one decimal. In a few cases, respondents reported having natural children in Question C4, but did not give the detailed information for Question C7. For these cases, not applicable was assigned.

DVNT04A AGE OF 4TH NATURAL CHILD

Field: 142 Position: 204-205 Format: I2 Zero-filled

<u>CONTENT</u>	<u>VALUE</u>	<u>SAMPLE</u>	<u>POPULATION</u>
MEAN			26.95
MINIMUM	0		
MAXIMUM	65		
RANGE	65	1907	2526036
NOT APPLICABLE	97 M	11458	17882579
NOT APPLICABLE (DECEASED)	98 M	69	70422
NOT STATED	99 M	61	46523

WEIGHT VARIABLE: FWGHTSOURCE:

General Social Survey, 1990, Question C7, Pages 6 and 7

COVERAGE:

All respondents

COMMENTS:

This is a derived variable. Age 65 includes 65 and older. In a few cases, respondents reported having natural children in Question C4, but did not give the detailed information for Question C7. For these cases, not applicable was assigned.

DETAILED DESCRIPTION OF VARIABLES

DVNT04C SEX OF 4TH NATURAL CHILD

Field: 143 Position: 206 Format: I1

<u>CONTENT</u>	<u>CODE</u>	<u>SAMPLE</u>	<u>POPULATION</u>
MALE	1	1026	1362198
FEMALE	2	989	1256456
NOT STATED	9 M	22	24329
NOT APPLICABLE	0 M	11458	17882579

WEIGHT VARIABLE: FWGHTSOURCE:

General Social Survey, 1990, Question C7, Pages 6 and 7

COVERAGE:

All respondents

COMMENTS:

This is a derived variable. In a few cases, respondents reported having natural children in Question C4, but did not give the detailed information for Question C7. For these cases, not applicable was assigned.

DVNT04EA LIVING IN HOUSEHOLD? - 4TH NATURAL CHILD

Field: 144 Position: 207 Format: I1

<u>CONTENT</u>	<u>CODE</u>	<u>SAMPLE</u>	<u>POPULATION</u>
YES	1	397	812171
NO	2	1559	1746513
CHILD DECEASED	3	69	70422
NOT STATED	9 M	12	13876
NOT APPLICABLE	0 M	11458	17882579

WEIGHT VARIABLE: FWGHTSOURCE:

General Social Survey, 1990, Question C7, Pages 6 and 7

COVERAGE:

All respondents

COMMENTS:

This is a derived variable. In a few cases, respondents reported having natural children in Question C4, but did not give the detailed information for Question C7. For these cases, not applicable was assigned.

DETAILED DESCRIPTION OF VARIABLES

DVNT04EB AGE WHEN HE/SHE LEFT HOME - 4TH NATURAL CHILD

Field: 145 Position: 208-209 Format: I2 Zero-filled

<u>CONTENT</u>	<u>VALUE</u>	<u>SAMPLE</u>	<u>POPULATION</u>
MEAN			20.17
MINIMUM	0		
MAXIMUM	38		
RANGE	38	1452	1653904
NOT APPLICABLE	97 M	11924	18765172
NOT STATED	99 M	119	106485

WEIGHT VARIABLE: FWGHTSOURCE:

General Social Survey, 1990, Question C7, Pages 6 and 7

COVERAGE:

All respondents

COMMENTS:

This is a derived variable. In a few cases, respondents reported having natural children in Question C4, but did not give the detailed information for Question C7. For these cases, not applicable was assigned.

DVNT04F AGE OF RESPONDENT WHEN 4TH CHILD BORN

Field: 146 Position: 210-212 Format: F3.1 Zero-filled

<u>CONTENT</u>	<u>VALUE</u>	<u>SAMPLE</u>	<u>POPULATION</u>
MEAN			31.76
MINIMUM	16.4		
MAXIMUM	58.2		
RANGE	41.8	1963	2585615
NOT APPLICABLE	99.7 M	11458	17882579
NOT STATED	99.9 M	74	57367

WEIGHT VARIABLE: FWGHTSOURCE:

General Social Survey, 1990, Question C7, Pages 6 and 7

COVERAGE:

All respondents

COMMENTS:

This is a derived variable, in years to one decimal. In a few cases, respondents reported having natural children in Question C4, but did not give the detailed information for Question C7. For these cases, not applicable was assigned.

DETAILED DESCRIPTION OF VARIABLES**DVNT05A AGE OF 5TH NATURAL CHILD**

Field: 147 Position: 213-214 Format: 12 Zero-filled

<u>CONTENT</u>	<u>VALUE</u>	<u>SAMPLE</u>	<u>POPULATION</u>
MEAN			28.84
MINIMUM	0		
MAXIMUM	65		
RANGE	65	1027	1286115
NOT APPLICABLE	97 M	12369	19152178
NOT APPLICABLE (DECEASED)	98 M	53	52342
NOT STATED	99 M	46	34926

WEIGHT VARIABLE: FWGHTSOURCE:

General Social Survey, 1990, Question C7, Pages 6 and 7

COVERAGE:

All respondents

COMMENTS:

This is a derived variable. Age 65 includes 65 and older. In a few cases, respondents reported having natural children in Question C4, but did not give the detailed information for Question C7. For these cases, not applicable was assigned.

DVNT05C SEX OF 5TH NATURAL CHILD

Field: 148 Position: 215 Format: 11

<u>CONTENT</u>	<u>CODE</u>	<u>SAMPLE</u>	<u>POPULATION</u>
MALE	1	563	688691
FEMALE	2	547	671480
NOT STATED	9 M	16	13212
NOT APPLICABLE	0 M	12369	19152178

WEIGHT VARIABLE: FWGHTSOURCE:

General Social Survey, 1990, Question C7, Pages 6 and 7

COVERAGE:

All respondents

COMMENTS:

This is a derived variable. In a few cases, respondents reported having natural children in Question C4, but did not give the detailed information for Question C7. For these cases, not applicable was assigned.

DETAILED DESCRIPTION OF VARIABLES**DVNT05EA LIVING IN HOUSEHOLD? - 5TH NATURAL CHILD**

Field: 149 Position: 216 Format: I1

<u>CONTENT</u>	<u>CODE</u>	<u>SAMPLE</u>	<u>POPULATION</u>
YES	1	152	325643
NO	2	915	991522
CHILD DECEASED	3	53	52342
NOT STATED	9 M	6	3876
NOT APPLICABLE	0 M	12369	19152178

WEIGHT VARIABLE: FWGHTSOURCE:

General Social Survey, 1990, Question C7, Pages 6 and 7

COVERAGE:

All respondents

COMMENTS:

This is a derived variable. In a few cases, respondents reported having natural children in Question C4, but did not give the detailed information for Question C7. For these cases, not applicable was assigned.

DVNT05EB AGE WHEN HE/SHE LEFT HOME - 5TH NATURAL CHILD

Field: 150 Position: 217-218 Format: I2 Zero-filled

<u>CONTENT</u>	<u>VALUE</u>	<u>SAMPLE</u>	<u>POPULATION</u>
MEAN			20.20
MINIMUM	0		
MAXIMUM	39		
RANGE	39	834	914778
NOT APPLICABLE	97 M	12574	19530163
NOT STATED	99 M	87	80620

WEIGHT VARIABLE: FWGHTSOURCE:

General Social Survey, 1990, Question C7, Pages 6 and 7

COVERAGE:

All respondents

COMMENTS:

This is a derived variable. In a few cases, respondents reported having natural children in Question C4, but did not give the detailed information for Question C7. For these cases, not applicable was assigned.

DETAILED DESCRIPTION OF VARIABLES

DVNT05F AGE OF RESPONDENT WHEN 5TH CHILD BORN

Field: 151 Position: 219-221 Format: F3.1 Zero-filled

<u>CONTENT</u>	<u>VALUE</u>	<u>SAMPLE</u>	<u>POPULATION</u>
MEAN			33.17
MINIMUM	17.3		
MAXIMUM	61.1		
RANGE	43.8	1071	1334355
NOT APPLICABLE	99.7 M	12369	19152178
NOT STATED	99.9 M	55	39028

WEIGHT VARIABLE: FWGHTSOURCE:

General Social Survey, 1990, Question C7, Pages 6 and 7

COVERAGE:

All respondents

COMMENTS:

This is a derived variable, in years to one decimal. In a few cases, respondents reported having natural children in Question C4, but did not give the detailed information for Question C7. For these cases, not applicable was assigned.

DVNT06A AGE OF 6TH NATURAL CHILD

Field: 152 Position: 222-223 Format: I2 Zero-filled

<u>CONTENT</u>	<u>VALUE</u>	<u>SAMPLE</u>	<u>POPULATION</u>
MEAN			29.78
MINIMUM	0		
MAXIMUM	64		
RANGE	64	607	740028
NOT APPLICABLE	97 M	12814	19711134
NOT APPLICABLE (DECEASED)	98 M	39	46787
NOT STATED	99 M	35	27611

WEIGHT VARIABLE: FWGHTSOURCE:

General Social Survey, 1990, Question C7, Pages 6 and 7

COVERAGE:

All respondents

COMMENTS:

This is a derived variable. In a few cases, respondents reported having natural children in Question C4, but did not give information for question C7. For these cases, not applicable was assigned.

DETAILED DESCRIPTION OF VARIABLES

DVNT06C SEX OF 6TH NATURAL CHILD

Field: 153 Position: 224 Format: 11

<u>CONTENT</u>	<u>CODE</u>	<u>SAMPLE</u>	<u>POPULATION</u>
MALE	1	330	380337
FEMALE	2	334	418117
NOT STATED	9 M	17	15973
NOT APPLICABLE	0 M	12814	19711134

WEIGHT VARIABLE: FWGHTSOURCE:

General Social Survey, 1990, Question C7, Pages 6 and 7

COVERAGE:

All respondents

COMMENTS:

This is a derived variable. In a few cases, respondents reported having natural children in Question C4, but did not give the detailed information for Question C7. For these cases, not applicable was assigned.

DVNT06EA LIVING IN HOUSEHOLD? - 6TH NATURAL CHILD

Field: 154 Position: 225 Format: 11

<u>CONTENT</u>	<u>CODE</u>	<u>SAMPLE</u>	<u>POPULATION</u>
YES	1	75	146290
NO	2	558	613265
CHILD DECEASED	3	39	46787
NOT STATED	9 M	9	8084
NOT APPLICABLE	0 M	12814	19711134

WEIGHT VARIABLE: FWGHTSOURCE:

General Social Survey, 1990, Question C7, Pages 6 and 7

COVERAGE:

All respondents

COMMENTS:

This is a derived variable. In a few cases, respondents reported having natural children in Question C4, but did not give the detailed information for Question C7. For these cases, not applicable was assigned.

DETAILED DESCRIPTION OF VARIABLES

DVNT06EB AGE WHEN HE/SHE LEFT HOME - 6TH NATURAL CHILD

Field: 155 Position: 226-227 Format: I2 Zero-filled

<u>CONTENT</u>	<u>VALUE</u>	<u>SAMPLE</u>	<u>POPULATION</u>
MEAN			20.04
MINIMUM	0		
MAXIMUM	36		
RANGE	36	497	553044
NOT APPLICABLE	97 M	12928	19904211
NOT STATED	99 M	70	68306

WEIGHT VARIABLE: FWGHTSOURCE:

General Social Survey, 1990, Question C7, Pages 6 and 7

COVERAGE:

All respondents

COMMENTS:

This is a derived variable. In a few cases, respondents reported having natural children in Question C4, but did not give the detailed information for Question C7. For these cases, not applicable was assigned.

DVNT06F AGE OF RESPONDENT WHEN 6TH CHILD BORN

Field: 156 Position: 228-230 Format: F3.1 Zero-filled

<u>CONTENT</u>	<u>VALUE</u>	<u>SAMPLE</u>	<u>POPULATION</u>
MEAN			34.48
MINIMUM	18.4		
MAXIMUM	56.8		
RANGE	38.4	635	779155
NOT APPLICABLE	99.7 M	12814	19711134
NOT STATED	99.9 M	46	35272

WEIGHT VARIABLE: FWGHTSOURCE:

General Social Survey, 1990, Question C7, Pages 6 and 7

COVERAGE:

All respondents

COMMENTS:

This is a derived variable, in years to one decimal. In a few cases, respondents reported having natural children in Question C4, but did not give the detailed information for Question C7. For these cases, not applicable was assigned.

DETAILED DESCRIPTION OF VARIABLES

DVNT07A AGE OF 7TH NATURAL CHILD

Field: 157 Position: 231-232 Format: 12 Zero-filled

<u>CONTENT</u>	<u>VALUE</u>	<u>SAMPLE</u>	<u>POPULATION</u>
MEAN			31.07
MINIMUM	2		
MAXIMUM	61		
RANGE	59	377	454790
NOT APPLICABLE	97 M	13071	20034293
NOT APPLICABLE (DECEASED)	98 M	21	18595
NOT STATED	99 M	26	17882

WEIGHT VARIABLE: FWGHTSOURCE:

General Social Survey, 1990, Question C7, Pages 6 and 7

COVERAGE:

All respondents

COMMENTS:

This is a derived variable. In a few cases, respondents reported having natural children in Question C4, but did not give the detailed information Question C7. For these cases, not applicable was assigned.

DVNT07C SEX OF 7TH NATURAL CHILD

Field: 158 Position: 233 Format: 11

<u>CONTENT</u>	<u>CODE</u>	<u>SAMPLE</u>	<u>POPULATION</u>
MALE	1	209	225412
FEMALE	2	202	250935
NOT STATED	9 M	13	14921
NOT APPLICABLE	0 M	13071	20034293

WEIGHT VARIABLE: FWGHTSOURCE:

General Social Survey, 1990, Question C7, Pages 6 and 7

COVERAGE:

All respondents

COMMENTS:

This is a derived variable. In a few cases, respondents reported having natural children in Question C4, but did not give the detailed information for Question C7. For these cases, not applicable was assigned.

DETAILED DESCRIPTION OF VARIABLES

DVNT07EA LIVING IN HOUSEHOLD? - 7TH NATURAL CHILD

Field: 159 Position: 234 Format: 11

<u>CONTENT</u>	<u>CODE</u>	<u>SAMPLE</u>	<u>POPULATION</u>
YES	1	33	64635
NO	2	362	403121
CHILD DECEASED	3	21	18595
NOT STATED	9 M	8	4917
NOT APPLICABLE	0 M	13071	20034293

WEIGHT VARIABLE: FWGHTSOURCE:

General Social Survey, 1990, Question C7, Pages 6 and 7

COVERAGE:

All respondents

COMMENTS:

This is a derived variable. In a few cases, respondents reported having natural children in Question C4, but did not give the detailed information for Question C7. For these cases, not applicable was assigned.

DVNT07EB AGE WHEN HE/SHE LEFT HOME - 7TH NATURAL CHILD

Field: 160 Position: 235-236 Format: 12 Zero-filled

<u>CONTENT</u>	<u>VALUE</u>	<u>SAMPLE</u>	<u>POPULATION</u>
MEAN			19.93
MINIMUM	0		
MAXIMUM	39		
RANGE	39	319	360615
NOT APPLICABLE	97 M	13125	20117523
NOT STATED	99 M	51	47422

WEIGHT VARIABLE: FWGHTSOURCE:

General Social Survey, 1990, Question C7, Pages 6 and 7

COVERAGE:

All respondents

COMMENTS:

This is a derived variable. In a few cases, respondents reported having natural children in Question C4, but did not give the detailed information for Question C7. For these cases, not applicable was assigned.

DETAILED DESCRIPTION OF VARIABLES

DVNT07F AGE OF RESPONDENT WHEN 7TH CHILD BORN

Field: 161 Position: 237-239 Format: F3.1 Zero-filled

<u>CONTENT</u>	<u>VALUE</u>	<u>SAMPLE</u>	<u>POPULATION</u>
MEAN			35.41
MINIMUM	19.5		
MAXIMUM	56.0		
RANGE	36.5	392	469056
NOT APPLICABLE	99.7 M	13071	20034293
NOT STATED	99.9 M	32	22212

WEIGHT VARIABLE: FWGHTSOURCE:

General Social Survey, 1990, Question C7, Pages 6 and 7

COVERAGE:

All respondents

COMMENTS:

This is a derived variable, in years to one decimal. In a few cases, respondents reported having natural children in Question C4, but did not give the detailed information for Question C7. For these cases, not applicable was assigned.

DVNT08A AGE OF 8TH NATURAL CHILD

Field: 162 Position: 240-241 Format: I2 Zero-filled

<u>CONTENT</u>	<u>VALUE</u>	<u>SAMPLE</u>	<u>POPULATION</u>
MEAN			29.75
MINIMUM	1		
MAXIMUM	57		
RANGE	56	248	308187
NOT APPLICABLE	97 M	13209	20188071
NOT APPLICABLE (DECEASED)	98 M	16	13129
NOT STATED	99 M	22	16174

WEIGHT VARIABLE: FWGHTSOURCE:

General Social Survey, 1990, Question C7, Pages 6 and 7

COVERAGE:

All respondents

COMMENTS:

This is a derived variable. In a few cases, respondents reported having natural children in Question C4, but did not give the detailed information for Question C7. For these cases, not applicable was assigned.

DETAILED DESCRIPTION OF VARIABLES

DVNT08C SEX OF 8TH NATURAL CHILD

Field: 163 Position: 242 Format: 11

<u>CONTENT</u>	<u>CODE</u>	<u>SAMPLE</u>	<u>POPULATION</u>
MALE	1	130	127794
FEMALE	2	148	201196
NOT STATED	9 M	8	8500
NOT APPLICABLE	0 M	13209	20188071

WEIGHT VARIABLE: FWGHTSOURCE:

General Social Survey, 1990, Question C7, Pages 6 and 7

COVERAGE:

All respondents

COMMENTS:

This is a derived variable. In a few cases, respondents reported having natural children in Question C4, but did not give the detailed information for Question C7. For these cases, not applicable was assigned.

DVNT08EA LIVING IN HOUSEHOLD? - 8TH NATURAL CHILD

Field: 164 Position: 243 Format: 11

<u>CONTENT</u>	<u>CODE</u>	<u>SAMPLE</u>	<u>POPULATION</u>
YES	1	22	48928
NO	2	244	272897
CHILD DECEASED	3	16	13129
NOT STATED	9 M	4	2536
NOT APPLICABLE	0 M	13209	20188071

WEIGHT VARIABLE: FWGHTSOURCE:

General Social Survey, 1990, Question C7, Pages 6 and 7

COVERAGE:

All respondents

COMMENTS:

This is a derived variable. In a few cases, respondents reported having natural children in Question C4, but did not give the detailed information for Question C7. For these cases, not applicable was assigned.

DETAILED DESCRIPTION OF VARIABLES

DVNT08EB AGE WHEN HE/SHE LEFT HOME - 8TH NATURAL CHILD

Field: 165 Position: 244-245 Format: I2 Zero-filled

<u>CONTENT</u>	<u>VALUE</u>	<u>SAMPLE</u>	<u>POPULATION</u>
MEAN			19.75
MINIMUM	3		
MAXIMUM	47		
RANGE	44	210	241125
NOT APPLICABLE	97 M	13247	20250128
NOT STATED	99 M	38	34308

WEIGHT VARIABLE: FWGHTSOURCE:

General Social Survey, 1990, Question C7, Pages 6 and 7

COVERAGE:

All respondents

COMMENTS:

This is a derived variable. In a few cases, respondents reported having natural children in Question C4, but did not give the detailed information for Question C7. For these cases, not applicable was assigned.

DVNT08F AGE OF RESPONDENT WHEN 8TH CHILD BORN

Field: 166 Position: 246-248 Format: F3.1 Zero-filled

<u>CONTENT</u>	<u>VALUE</u>	<u>SAMPLE</u>	<u>POPULATION</u>
MEAN			36.67
MINIMUM	23.6		
MAXIMUM	55.0		
RANGE	31.4	258	319219
NOT APPLICABLE	99.7 M	13209	20188071
NOT STATED	99.9 M	28	18271

WEIGHT VARIABLE: FWGHTSOURCE:

General Social Survey, 1990, Question C7, Pages 6 and 7

COVERAGE:

All respondents

COMMENTS:

This is a derived variable, in years to one decimal. In a few cases, respondents reported having natural children in Question C4, but did not give the detailed information for Question C7. For these cases, not applicable was assigned.

DETAILED DESCRIPTION OF VARIABLES

DVNT09A AGE OF 9TH NATURAL CHILD

Field: 167 Position: 249-250 Format: 12 Zero-filled

<u>CONTENT</u>	<u>VALUE</u>	<u>SAMPLE</u>	<u>POPULATION</u>
MEAN			29.47
MINIMUM	2		
MAXIMUM	53		
RANGE	51	150	182806
NOT APPLICABLE	97 M	13311	20318125
NOT APPLICABLE (DECEASED)	98 M	18	11976
NOT STATED	99 M	16	12654

WEIGHT VARIABLE: FWGHTSOURCE:

General Social Survey, 1990, Question C7, Pages 6 and 7

COVERAGE:

All respondents

COMMENTS:

This is a derived variable. In a few cases, respondents reported having natural children in Question C4, but did not give the detailed information for Question C7. For these cases, not applicable was assigned.

DVNT09C SEX OF 9TH NATURAL CHILD

Field: 168 Position: 251 Format: 11

<u>CONTENT</u>	<u>CODE</u>	<u>SAMPLE</u>	<u>POPULATION</u>
MALE	1	92	103660
FEMALE	2	82	94514
NOT STATED	9 M	10	9263
NOT APPLICABLE	0 M	13311	20318125

WEIGHT VARIABLE: FWGHTSOURCE:

General Social Survey, 1990, Question C7, Pages 6 and 7

COVERAGE:

All respondents

COMMENTS:

This is a derived variable. In a few cases, respondents reported having natural children in Question C4, but did not give the detailed information for Question C7. For these cases, not applicable was assigned.

DETAILED DESCRIPTION OF VARIABLES**DVNT09EA LIVING IN HOUSEHOLD? - 9TH NATURAL CHILD**

Field: 169 Position: 252 Format: 11

<u>CONTENT</u>	<u>CODE</u>	<u>SAMPLE</u>	<u>POPULATION</u>
YES	1	19	35220
NO	2	143	153292
CHILD DECEASED	3	18	11976
NOT STATED	9 M	4	6948
NOT APPLICABLE	0 M	13311	20318125

WEIGHT VARIABLE: FWGHTSOURCE:

General Social Survey, 1990, Question C7, Pages 6 and 7

COVERAGE:

All respondents

COMMENTS:

This is a derived variable. In a few cases, respondents reported having natural children in Question C4, but did not give the detailed information for Question C7. For these cases, not applicable was assigned.

DVNT09EB AGE WHEN HE/SHE LEFT HOME - 9TH NATURAL CHILD

Field: 170 Position: 253-254 Format: 12 Zero-filled

<u>CONTENT</u>	<u>VALUE</u>	<u>SAMPLE</u>	<u>POPULATION</u>
MEAN			20.14
MINIMUM	5		
MAXIMUM	32		
RANGE	27	119	130289
NOT APPLICABLE	97 M	13348	20365321
NOT STATED	99 M	28	29950

WEIGHT VARIABLE: FWGHTSOURCE:

General Social Survey, 1990, Question C7, Pages 6 and 7

COVERAGE:

All respondents

COMMENTS:

This is a derived variable. In a few cases, respondents reported having natural children in Question C4, but did not give the detailed information for Question C7. For these cases, not applicable was assigned.

DETAILED DESCRIPTION OF VARIABLES

DVNT09F

AGE OF RESPONDENT WHEN 9TH CHILD BORN

Field: 171 Position: 255-257 Format: F3.1 Zero-filled

<u>CONTENT</u>	<u>VALUE</u>	<u>SAMPLE</u>	<u>POPULATION</u>
MEAN			36.94
MINIMUM	25.9		
MAXIMUM	55.8		
RANGE	29.9	162	192921
NOT APPLICABLE	99.7 M	13311	20318125
NOT STATED	99.9 M	22	14515

WEIGHT VARIABLE: FWGHTSOURCE:

General Social Survey, 1990, Question C7, Pages 6 and 7

COVERAGE:

All respondents

COMMENTS:

This is a derived variable, in years to one decimal. In a few cases, respondents reported having natural children in Question C4, but did not give the detailed information for Question C7. For these cases, not applicable was assigned.

DVNT10A

AGE OF 10TH NATURAL CHILD

Field: 172 Position: 258-259 Format: I2 Zero-filled

<u>CONTENT</u>	<u>VALUE</u>	<u>SAMPLE</u>	<u>POPULATION</u>
MEAN			25.34
MINIMUM	3		
MAXIMUM	48		
RANGE	45	93	120236
NOT APPLICABLE	97 M	13379	20390221
NOT APPLICABLE (DECEASED)	98 M	11	6305
NOT STATED	99 M	12	8799

WEIGHT VARIABLE: FWGHTSOURCE:

General Social Survey, 1990, Question C7, Pages 6 and 7

COVERAGE:

All respondents

COMMENTS:

This is a derived variable. The tenth natural child identifies the tenth or the youngest natural child. The youngest is used if there are more than ten natural children listed.

In a few cases, respondents reported having natural children in Question C4, but did not give the detailed information for Question C7. For these cases, not applicable was assigned.

DETAILED DESCRIPTION OF VARIABLES

DVNT10C SEX OF 10TH NATURAL CHILD

Field: 173 Position: 260 Format: I1

<u>CONTENT</u>	<u>CODE</u>	<u>SAMPLE</u>	<u>POPULATION</u>
MALE	1	55	64676
FEMALE	2	52	62284
NOT STATED	9 M	9	8380
NOT APPLICABLE	0 M	13379	20390221

WEIGHT VARIABLE: FWGHTSOURCE:

General Social Survey, 1990, Question C7, Pages 6 and 7

COVERAGE:

All respondents

COMMENTS:

This is a derived variable. The tenth natural child identifies the tenth or the youngest natural child. The youngest is used if there are more than ten natural children listed

In a few cases, respondents reported having natural children in Question C4, but did not give the detailed information for Question C7. For these cases, not applicable was assigned.

DVNT10EA LIVING IN HOUSEHOLD? - 10TH NATURAL CHILD

Field: 174 Position: 261 Format: I1

<u>CONTENT</u>	<u>CODE</u>	<u>SAMPLE</u>	<u>POPULATION</u>
YES	1	14	29841
NO	2	85	95044
CHILD DECEASED	3	11	6305
NOT STATED	9 M	6	4150
NOT APPLICABLE	0 M	13379	20390221

WEIGHT VARIABLE: FWGHTSOURCE:

General Social Survey, 1990, Question C7, Pages 6 and 7

COVERAGE:

All respondents

COMMENTS:

This is a derived variable. The tenth natural child identifies the tenth or the youngest natural child. The youngest is used if there are more than ten natural children listed.

In a few cases, respondents reported having natural children in Question C4, but did not give the detailed information for Question C7. For these cases, not applicable was assigned.

DETAILED DESCRIPTION OF VARIABLES

DVNT10EB AGE WHEN HE/SHE LEFT HOME - 10TH NATURAL CHILD

Field: 175 Position: 262-263 Format: 12 Zero-filled

<u>CONTENT</u>	<u>VALUE</u>	<u>SAMPLE</u>	<u>POPULATION</u>
MEAN			20.02
MINIMUM	0		
MAXIMUM	34		
RANGE	34	69	79926
NOT APPLICABLE	97 M	13404	20426367
NOT STATED	99 M	22	19269

WEIGHT VARIABLE: FWGHTSOURCE:

General Social Survey, 1990, Question C7, Pages 6 and 7

COVERAGE:

All respondents

COMMENTS:

This is a derived variable. The tenth natural child identifies the tenth or the youngest natural child. The youngest is used if there are more than ten natural children listed.

In a few cases, respondents reported having natural children in Question C4, but did not give the detailed information for Question C7. For these cases, not applicable was assigned.

DETAILED DESCRIPTION OF VARIABLES

DVNT10F AGE OF RESPONDENT WHEN 10TH CHILD BORN

Field: 176 Position: 264-266 Format: F3.1 Zero-filled

<u>CONTENT</u>	<u>VALUE</u>	<u>SAMPLE</u>	<u>POPULATION</u>
MEAN			41.12
MINIMUM	30.8		
MAXIMUM	56.5		
RANGE	25.7	100	123571
NOT APPLICABLE	99.7 M	13379	20390221
NOT STATED	99.9 M	16	11769

WEIGHT VARIABLE: FWGHTSOURCE:

General Social Survey, 1990, Question C7, Pages 6 and 7

COVERAGE:

All respondents

COMMENTS:

This is a derived variable, in years to one decimal. The tenth natural child identifies the tenth or the youngest natural child. The youngest is used if there are more than ten natural children listed.

In a few cases, respondents reported having natural children in Question C4, but did not give the detailed information for Question C7. For these cases, not applicable was assigned.

C10A CHILDCARE RECEIVED ON A REGULAR BASIS?

Field: 177 Position: 267 Format: 11

<u>CONTENT</u>	<u>CODE</u>	<u>SAMPLE</u>	<u>POPULATION</u>
YES	1	1180	1788736
NO	2	2389	3849103
NOT STATED	9 M	76	132752
NOT APPLICABLE	0 M	9850	14754970

WEIGHT VARIABLE: FWGHTSOURCE:

General Social Survey, 1990, Question C10, Page 8

COVERAGE:

Respondents who answered: C7A<15 and C7EA=1. Questions C10 to C15 were asked only if the respondent had a child less than 15 years of age, living in the in the household.

DETAILED DESCRIPTION OF VARIABLES

C10B

NUMBER OF CHILDREN RECEIVING CHILDCARE

Field: 178 Position: 268 Format: I1

<u>CONTENT</u>	<u>CODE</u>	<u>SAMPLE</u>	<u>POPULATION</u>
ONE CHILD	1	625	934420
TWO CHILDREN	2	454	702876
THREE CHILDREN	3	86	123704
FOUR CHILDREN	4	6	11852
FIVE OR MORE CHILDREN	5	3	5103
NOT STATED	9 M	82	143534
NOT APPLICABLE	0 M	12239	18604072

WEIGHT VARIABLE: FWGHTSOURCE:

General Social Survey, 1990, Question C10, Page 8

COVERAGE:

Respondents who answered: C7A<15 and C7EA=1 and C10A=1. Questions C10 to C15 were asked only if the respondent had a child less than 15 years of age, living in the household.

DVC10

NUMBER OF CHILDREN IN HOUSEHOLD <15 YEARS OF AGE

Field: 179 Position: 269 Format: I1

<u>CONTENT</u>	<u>CODE</u>	<u>SAMPLE</u>	<u>POPULATION</u>
ONE CHILD	1	1482	2456328
TWO CHILDREN	2	1552	2428664
THREE CHILDREN	3	484	697413
FOUR CHILDREN	4	98	142595
FIVE OR MORE CHILDREN	5	25	42854
NOT STATED	9 M	4	2737
NOT APPLICABLE	0 M	9850	14754970

WEIGHT VARIABLE: FWGHTSOURCE:

General Social Survey, 1990, Question C10, Page 8

COVERAGE:

All respondents

COMMENTS:

This is a derived variable.

DETAILED DESCRIPTION OF VARIABLES**C11A REASON FOR CHILDCARE: WORK AT A JOB?**

Field: 180 Position: 270 Format: I1

<u>CONTENT</u>	<u>CODE</u>	<u>SAMPLE</u>	<u>POPULATION</u>
YES	1	1061	1579559
NO	2	113	198783
YES/NO	3	3	4173
NOT STATED	9 M	79	138973
NOT APPLICABLE	0 M	12239	18604072

WEIGHT VARIABLE: FWGHTSOURCE:

General Social Survey, 1990, Question C11, Page 8

COVERAGE:

Respondents who answered: C7A<15 and C7EA=1 and C10A=1. Questions C10 to C15 were asked only if the respondent had a child less than 15 years of age, living in the household.

COMMENTS:

If all C11 was not answered then a code 9 was inputted. If only parts of C11 were not answered, then a code 3 was inputted. For purposes of analysis a code 3 can be interpreted as either a code 2 or 9.

C11B REASON FOR CHILDCARE: STUDY?

Field: 181 Position: 271 Format: I1

<u>CONTENT</u>	<u>CODE</u>	<u>SAMPLE</u>	<u>POPULATION</u>
YES	1	139	197954
NO	2	916	1416946
YES/NO	3	122	167616
NOT STATED	9 M	79	138973
NOT APPLICABLE	0 M	12239	18604072

WEIGHT VARIABLE: FWGHTSOURCE:

General Social Survey, 1990, Question C11, Page 8

COVERAGE:

Respondents who answered: C7A<15 and C7EA=1 and C10A=1. Questions C10 to C15 were asked only if the respondent had a child less than 15 years of age, living in the household.

COMMENTS:

If all C11 was not answered then a code 9 was inputted. If only parts of C11 were not answered, then a code 3 was inputted. For purposes of analysis a code 3 can be interpreted as either a code 2 or 9.

DETAILED DESCRIPTION OF VARIABLES**C11C REASON FOR CHILDCARE: VOLUNTEER WORK?**

Field: 182 Position: 272 Format: I1

<u>CONTENT</u>	<u>CODE</u>	<u>SAMPLE</u>	<u>POPULATION</u>
YES	1	50	93055
NO	2	1001	1515304
YES/NO	3	126	174156
NOT STATED	9 M	79	138973
NOT APPLICABLE	0 M	12239	18604072

WEIGHT VARIABLE: FWGHTSOURCE:

General Social Survey, 1990, Question C11, Page 8

COVERAGE:

Respondents who answered: C7A<15 and C7EA=1 and C10A=1. Questions C10 to C15 were asked only if the respondent had a child less than 15 years of age, living in the household.

COMMENTS:

If all C11 was not answered then a code 9 was inputted. If only parts of C11 were not answered, then a code 3 was inputted. For purposes of analysis a code 3 can be interpreted as either a code 2 or 9.

C11D REASON FOR CHILDCARE: CARE FOR FAMILY OR FRIEND?

Field: 183 Position: 273 Format: I1

<u>CONTENT</u>	<u>CODE</u>	<u>SAMPLE</u>	<u>POPULATION</u>
YES	1	25	45045
NO	2	1026	1563315
YES/NO	3	126	174156
NOT STATED	9 M	79	138973
NOT APPLICABLE	0 M	12239	18604072

WEIGHT VARIABLE: FWGHTSOURCE:

General Social Survey, 1990, Question C11, Page 8

COVERAGE:

Respondents who answered: C7A<15 and C7EA=1 and C10A=1. Questions C10 to C15 were asked only if the respondent had a child less than 15 years of age, living in the household.

COMMENTS:

If all C11 was not answered then a code 9 was inputted. If only parts of C11 were not answered, then a code 3 was inputted. For purposes of analysis a code 3 can be interpreted as either a code 2 or 9.

DETAILED DESCRIPTION OF VARIABLES**C11E REASON FOR CHILDCARE: DO SOMETHING ELSE?**

Field: 184 Position: 274 Format: I1

<u>CONTENT</u>	<u>CODE</u>	<u>SAMPLE</u>	<u>POPULATION</u>
YES	1	124	256345
NO	2	921	1335172
YES/NO	3	132	190998
NOT STATED	9 M	79	138973
NOT APPLICABLE	0 M	12239	18604072

WEIGHT VARIABLE: FWGHTSOURCE:

General Social Survey, 1990, Question C11, Page 8

COVERAGE:

Respondents who answered: C7A<15 and C7EA=1 and C10A=1. Questions C10 to C15 were asked only if the respondent had a child less than 15 years of age, living in the household.

COMMENTS:

If all C11 was not answered then a code 9 was inputed. If only parts of C11 were not answered, then a code 3 was inputed. For purposes of analysis a code 3 can be interpreted as either a code 2 or 9.

C12 CHILD RECEIVED CHILDCARE OUTSIDE HOUSEHOLD?

Field: 185 Position: 275 Format: I1

<u>CONTENT</u>	<u>CODE</u>	<u>SAMPLE</u>	<u>POPULATION</u>
YES	1	901	1352551
NO	2	276	431319
NOT STATED	9 M	79	137618
NOT APPLICABLE	0 M	12239	18604072

WEIGHT VARIABLE: FWGHTSOURCE:

General Social Survey, 1990, Question C12, Page 8

COVERAGE:

Respondents who answered: C7A<15 and C7EA=1 and C10A=1. Questions C10 to C15 were asked only if the respondent had a child less than 15 years of age, living in the household.

DETAILED DESCRIPTION OF VARIABLES**C13A CHILD GOES TO: A WORKPLACE DAYCARE CENTER?**

Field: 186 Position: 276 Format: 11

<u>CONTENT</u>	<u>CODE</u>	<u>SAMPLE</u>	<u>POPULATION</u>
YES	1	42	58893
NO	2	781	1185863
YES/NO	3	77	107069
NOT STATED	9 M	80	138345
NOT APPLICABLE	0 M	12515	19035391

WEIGHT VARIABLE: FWGHTSOURCE:

General Social Survey, 1990, Question C13, Page 8

COVERAGE:

Respondents who answered: C7A<15 and C7EA=1 and C12=1. Questions C10 to C15 were asked only if the respondent had a child less than 15 years of age, living in the household.

C13B CHILD GOES TO: ANOTHER DAYCARE CENTER?

Field: 187 Position: 277 Format: 11

<u>CONTENT</u>	<u>CODE</u>	<u>SAMPLE</u>	<u>POPULATION</u>
YES	1	288	465285
NO	2	546	797892
YES/NO	3	66	88647
NOT STATED	9 M	80	138345
NOT APPLICABLE	0 M	12515	19035391

WEIGHT VARIABLE: FWGHTSOURCE:

General Social Survey, 1990, Question C13, Page 8

COVERAGE:

Respondents who answered: C7A<15 and C7EA=1 and C12=1. Questions C10 to C15 were asked only if the respondent had a child less than 15 years of age, living in the household.

DETAILED DESCRIPTION OF VARIABLES

C13C

CHILD GOES TO: A SITTER OR NEIGHBOUR'S HOME?

Field: 188 Position: 278 Format: 11

<u>CONTENT</u>	<u>CODE</u>	<u>SAMPLE</u>	<u>POPULATION</u>
YES	1	503	757657
NO	2	367	553404
YES/NO	3	30	40764
NOT STATED	9 M	80	138345
NOT APPLICABLE	0 M	12515	19035391

WEIGHT VARIABLE: FWGHTSOURCE:

General Social Survey, 1990, Question C13, Page 8

COVERAGE:

Respondents who answered: C7A<15 and C7EA=1 and C12=1. Questions C10 to C15 were asked only if the respondent had a child less than 15 years of age, living in the household.

C13D

CHILD GOES TO: A GRANDPARENT'S HOME?

Field: 189 Position: 279 Format: 11

<u>CONTENT</u>	<u>CODE</u>	<u>SAMPLE</u>	<u>POPULATION</u>
YES	1	152	229213
NO	2	670	1015681
YES/NO	3	78	106930
NOT STATED	9 M	80	138345
NOT APPLICABLE	0 M	12515	19035391

WEIGHT VARIABLE: FWGHTSOURCE:

General Social Survey, 1990, Question C13, Page 8

COVERAGE:

Respondents who answered: C7A<15 and C7EA=1 and C12=1. Questions C10 to C15 were asked only if the respondent had a child less than 15 years of age, living in the household.

DETAILED DESCRIPTION OF VARIABLES**C13E CHILD GOES TO: ANOTHER RELATIVE'S HOME?**

Field: 190 Position: 280 Format: 11

<u>CONTENT</u>	<u>CODE</u>	<u>SAMPLE</u>	<u>POPULATION</u>
YES	1	100	151007
NO	2	726	1094937
YES/NO	3	74	105880
NOT STATED	9 M	80	138345
NOT APPLICABLE	0 M	12515	19035391

WEIGHT VARIABLE: FWGHTSOURCE:

General Social Survey, 1990, Question C13, Page 8

COVERAGE:

Respondents who answered: C7A<15 and C7EA=1 and C12=1. Questions C10 to C15 were asked only if the respondent had a child less than 15 years of age, living in the household.

C13F CHILD GOES TO: SOME OTHER ARRANGEMENT?

Field: 191 Position: 281 Format: 11

<u>CONTENT</u>	<u>CODE</u>	<u>SAMPLE</u>	<u>POPULATION</u>
YES	1	24	38520
NO	2	791	1195251
YES/NO	3	85	118053
NOT STATED	9 M	80	138345
NOT APPLICABLE	0 M	12515	19035391

WEIGHT VARIABLE: FWGHTSOURCE:

General Social Survey, 1990, Question C13, Page 8

COVERAGE:

Respondents who answered: C7A<15 and C7EA=1 and C12=1. Questions C10 to C15 were asked only if the respondent had a child less than 15 years of age, living in the household.

DETAILED DESCRIPTION OF VARIABLES**C14 CHILD RECEIVED CHILDCARE IN YOUR HOME?**

Field: 192 Position: 282 Format: I1 Zero-filled

<u>CONTENT</u>	<u>CODE</u>	<u>SAMPLE</u>	<u>POPULATION</u>
YES	1	409	673233
NO	2	768	1112561
NOT STATED	9 M	79	135694
NOT APPLICABLE	0 M	12239	18604072

WEIGHT VARIABLE: FWGHTSOURCE:

General Social Survey, 1990, Question C14, Page 8

COVERAGE:

Respondents who answered: C7A<15 and C7EA=1 and C10=1. Questions C10 to C15 were asked only if the respondent had a child less than 15 years of age, living in the household.

C15A CARE PROVIDED BY: CHILD'S GRANDPARENT?

Field: 193 Position: 283 Format: I1

<u>CONTENT</u>	<u>CODE</u>	<u>SAMPLE</u>	<u>POPULATION</u>
YES	1	90	168410
NO	2	305	488745
YES/NO	3	13	14750
NOT STATED	9 M	80	137022
NOT APPLICABLE	0 M	13007	19716634

WEIGHT VARIABLE: FWGHTSOURCE:

General Social Survey, 1990, Question C15, Page 8

COVERAGE:

Respondents who answered: C7A<15 and C7EA=1 and C14=1. Questions C10 to C15 were asked only if the respondent had a child less than 15 years of age, living in the household.

COMMENTS:

If all C15 was not answered then a code 9 was inputted. If only parts of C15 were not answered, then a code 3 was inputted. For purposes of analysis a code 3 can be interpreted as either a code 2 or 9.

DETAILED DESCRIPTION OF VARIABLES

C15B

CARE PROVIDED BY: ANOTHER RELATIVE?

Field: 194 Position: 284 Format: 11

<u>CONTENT</u>	<u>CODE</u>	<u>SAMPLE</u>	<u>POPULATION</u>
YES	1	86	159962
NO	2	306	495580
YES/NO	3	16	16364
NOT STATED	9 M	80	137022
NOT APPLICABLE	0 M	13007	19716634

WEIGHT VARIABLE: FWGHTSOURCE:

General Social Survey, 1990, Question C15, Page 8

COVERAGE:

Respondents who answered: C7A<15 and C7EA=1 and C14=1. Questions C10 to C15 were asked only if the respondent had a child less than 15 years of age, living in the household.

COMMENTS:

If all C15 was not answered then a code 9 was inputed. If only parts of C15 were not answered, then a code 3 was inputed. For purposes of analysis a code 3 can be interpreted as either a code 2 or 9.

C15C

CARE PROVIDED BY: A SITTER OR NANNY?

Field: 195 Position: 285 Format: 11

<u>CONTENT</u>	<u>CODE</u>	<u>SAMPLE</u>	<u>POPULATION</u>
YES	1	277	449777
NO	2	126	216713
YES/NO	3	5	5416
NOT STATED	9 M	80	137022
NOT APPLICABLE	0 M	13007	19716634

WEIGHT VARIABLE: FWGHTSOURCE:

General Social Survey, 1990, Question C15, Page 8

COVERAGE:

Respondents who answered: C7A<15 and C7EA=1 and C14=1. Questions C10 to C15 were asked only if the respondent had a child less than 15 years of age, living in the household.

COMMENTS:

If all C15 was not answered then a code 9 was inputed. If only parts of C15 were not answered, then a code 3 was inputed. For purposes of analysis a code 3 can be interpreted as either a code 2 or 9.

DETAILED DESCRIPTION OF VARIABLES

C15D

CARE PROVIDED BY: SOMEONE ELSE?

Field: 196 Position: 286 Format: I1

<u>CONTENT</u>	<u>CODE</u>	<u>SAMPLE</u>	<u>POPULATION</u>
YES	1	28	34590
NO	2	360	610780
YES/NO	3	20	26534
NOT STATED	9 M	80	137022
NOT APPLICABLE	0 M	13007	19716634

WEIGHT VARIABLE: FWGHTSOURCE:

General Social Survey, 1990, Question C15, Page 8

COVERAGE:

Respondents who answered: C7A<15 and C7EA=1 and C14=1. Questions C10 to C15 were asked only if the respondent had a child less than 15 years of age, living in the household.

COMMENTS:

If all C15 was not answered then a code 9 was inputed. If only parts of C15 were not answered, then a code 3 was inputed. For purposes of analysis a code 3 can be interpreted as either a code 2 or 9.

DVC17A

REFERENCE CHILD <15 LIVING OUTSIDE HOUSEHOLD - AGE

Field: 197 Position: 287-288 Format: I2 Zero-filled

<u>CONTENT</u>	<u>VALUE</u>	<u>SAMPLE</u>	<u>POPULATION</u>
MEAN			8.45
MINIMUM	0		
MAXIMUM	14		
RANGE	14	352	519972
NOT APPLICABLE	97 M	13143	20005589
NOT STATED	99 M	0	0

WEIGHT VARIABLE: FWGHTSOURCE:

General Social Survey, 1990, Question C7, Page 6 and 7

COVERAGE:

All respondents

COMMENTS:

This is a derived variable. If respondent answered Questions C18 to C23, but did not complete Question C7, a not applicable was assigned to this variable.

DETAILED DESCRIPTION OF VARIABLES

DVC17C REFERENCE CHILD <15 LIVING OUTSIDE HOUSEHOLD - SEX

Field: 198 Position: 289 Format: 11

<u>CONTENT</u>	<u>CODE</u>	<u>SAMPLE</u>	<u>POPULATION</u>
MALE	1	182	268979
FEMALE	2	167	249607
NOT STATED	9 M	3	1386
NOT APPLICABLE	0 M	13143	20005589

WEIGHT VARIABLE: FWGHTSOURCE:

General Social Survey, 1990, Question C7, Pages 6 and 7

COVERAGE:

All respondents

COMMENTS:

This is a derived variable. If respondent answered Questions C18 to C23, but did not complete Question C7, a not applicable was assigned to this variable.

DVC17D REFERENCE CHILD <15 LIVING OUTSIDE HOUSEHOLD-TYPE

Field: 199 Position: 290 Format: 11

<u>CONTENT</u>	<u>CODE</u>	<u>SAMPLE</u>	<u>POPULATION</u>
NATURAL CHILD	1	303	443648
STEP-CHILD	2	41	63810
ADOPTED CHILD	3	5	7414
NOT STATED	9 M	3	5100
NOT APPLICABLE	0 M	13143	20005589

WEIGHT VARIABLE: FWGHTSOURCE:

General Social Survey, 1990, Question C7, Pages 6 and 7

COVERAGE:

All respondents

COMMENTS:

This is a derived variable. If respondent answered Questions C18 to C23, but did not complete Question C7, a not applicable was assigned to this variable.

DETAILED DESCRIPTION OF VARIABLES**DVC17EB AGE WHEN REFERENCE CHILD <15 LEFT HOME**

Field: 200 Position: 291-292 Format: 12 Zero-filled

<u>CONTENT</u>	<u>VALUE</u>	<u>SAMPLE</u>	<u>POPULATION</u>
MEAN			4.44
MINIMUM	0		
MAXIMUM	14		
RANGE	14	334	497421
NOT APPLICABLE	97 M	13143	20005589
NOT STATED	99 M	18	22552

WEIGHT VARIABLE: FWGHTSOURCE:

General Social Survey, 1990, Question C7, Pages 6 and 7

COVERAGE:

All respondents

COMMENTS:

This is a derived variable. If respondent answered Questions C18 to C23, but did not complete Question C7, a not applicable was assigned to this variable.

DVC17R AGE OF RESPONDENT WHEN REFERENCE CHILD <15 LEFT

Field: 201 Position: 293-295 Format: F3.1 Zero-filled

<u>CONTENT</u>	<u>VALUE</u>	<u>SAMPLE</u>	<u>POPULATION</u>
MEAN			31.87
MINIMUM	16.8		
MAXIMUM	56.5		
RANGE	39.7	333	496520
NOT APPLICABLE	99.7 M	13143	20005589
NOT STATED	99.9 M	19	23452

WEIGHT VARIABLE: FWGHTSOURCE:

General Social Survey, 1990, Question C7A, Page 7 and Question L16, Page 23

COVERAGE:

All respondents

COMMENTS:

This is a derived variable, in years to one decimal. If respondent answered Questions C18 to C23, but did not complete Question C7, a not applicable was assigned to this variable.

DETAILED DESCRIPTION OF VARIABLES

C18

WHO DOES REFERENCE CHILD LIVE WITH

Field: 202 Position: 296 Format: 11

<u>CONTENT</u>	<u>CODE</u>	<u>SAMPLE</u>	<u>POPULATION</u>
CHILD'S MOTHER/FATHER	1	282	435974
A RELATIVE	2	24	26618
OTHER	3	14	16167
NOT STATED	9 M	43	59322
NOT APPLICABLE	0 M	13132	19987480

WEIGHT VARIABLE: FWGHTSOURCE:

General Social Survey, 1990, Question C18, Page 8

COVERAGE:

Respondents who answered: C7A<15 and C7EA=2. Questions C18 to C23 were asked only if the respondent had a child less than 15 years of age, living outside the household.

C19

DISTANCE REFERENCE CHILD LIVES FROM RESPONDENT

Field: 203 Position: 297-298 Format: 12 Zero-filled

<u>CONTENT</u>	<u>CODE</u>	<u>SAMPLE</u>	<u>POPULATION</u>
10 KM	1	114	163476
50 KM	2	63	97658
100 KM	3	27	52078
200 KM	4	18	28681
400 KM	5	22	34517
1000 KM	6	20	30994
BEYOND 1000 KM	9	43	54355
NOT APPLICABLE	97 M	13132	19987480
DO NOT KNOW	98 M	11	14705
NOT STATED	99 M	45	61618

WEIGHT VARIABLE: FWGHTSOURCE:

General Social Survey, 1990, Question C19, Page 8

COVERAGE:

Respondents who answered: C7A<15 and C7EA=2. Questions C18 to C23 were asked only if the respondent had a child less than 15 years of age, living outside the household.

DETAILED DESCRIPTION OF VARIABLES

C20

FREQUENCY OF CONTACT WITH REFERENCE CHILD

Field: 204 Position: 299 Format: I1

<u>CONTENT</u>	<u>CODE</u>	<u>SAMPLE</u>	<u>POPULATION</u>
DAILY	1	28	38649
AT LEAST ONCE A WEEK	2	103	154576
AT LEAST ONCE A MONTH	3	67	107170
LESS THAN ONCE A MONTH	4	68	101908
NOT AT ALL	5	53	76002
NOT STATED	9 M	44	59776
NOT APPLICABLE	0 M	13132	19987480

WEIGHT VARIABLE: FWGHTSOURCE:

General Social Survey, 1990, Question C20, Page 8

COVERAGE:

Respondents who answered: C7A<15 and C7EA=2. Questions C18 to C23 were asked only if the respondent had a child less than 15 years of age, living outside the household.

C21

AMOUNT OF TIME RESPONDENT SAW REFERENCE CHILD

Field: 205 Position: 300 Format: I1

<u>CONTENT</u>	<u>CODE</u>	<u>SAMPLE</u>	<u>POPULATION</u>
LESS OFTEN THAN WOULD LIKE	1	238	359190
MORE OFTEN THAN WOULD LIKE	2	2	2903
ABOUT THE RIGHT AMOUNT	3	82	125688
NOT STATED	9 M	41	50301
NOT APPLICABLE	0 M	13132	19987480

WEIGHT VARIABLE: FWGHTSOURCE:

General Social Survey, 1990, Question C21, Page 8

COVERAGE:

Respondents who answered: C7A<15 and C7EA=2. Questions C18 to C23 were asked only if the respondent had a child less than 15 years of age, living outside the household.

DETAILED DESCRIPTION OF VARIABLES

C22A

DISTANCE PREVENTS SEEING REFERENCE CHILD?

Field: 206 Position: 301 Format: 11

<u>CONTENT</u>	<u>CODE</u>	<u>SAMPLE</u>	<u>POPULATION</u>
YES	1	90	129322
NO	2	145	225985
NOT STATED	9 M	44	54184
NOT APPLICABLE	0 M	13216	20116070

WEIGHT VARIABLE: FWGHTSOURCE:

General Social Survey, 1990, Question C22, Page 9

COVERAGE:

Respondents who answered: C7A<15 and C7EA=2 and C21=1. Questions C18 to C23 were asked only if the respondent had a child less than 15 years of age, living outside the household.

C22B

POOR RELATIONSHIP PREVENTS SEEING REF. CHILD?

Field: 207 Position: 302 Format: 11

<u>CONTENT</u>	<u>CODE</u>	<u>SAMPLE</u>	<u>POPULATION</u>
YES	1	11	28118
NO	2	224	327189
NOT STATED	9 M	44	54184
NOT APPLICABLE	0 M	13216	20116070

WEIGHT VARIABLE: FWGHTSOURCE:

General Social Survey, 1990, Question C22, Page 9

COVERAGE:

Respondents who answered: C7A<15 and C7EA=2 and C21=1. Questions C18 to C23 were asked only if the respondent had a child less than 15 years of age, living outside the household.

DETAILED DESCRIPTION OF VARIABLES

C22C

RESPONDENT'S TIME PREVENTS SEEING REF. CHILD?

Field: 208 Position: 303 Format: I1

<u>CONTENT</u>	<u>CODE</u>	<u>SAMPLE</u>	<u>POPULATION</u>
YES	1	46	71063
NO	2	189	284244
NOT STATED	9 M	44	54184
NOT APPLICABLE	0 M	13216	20116070

WEIGHT VARIABLE: FWGHTSOURCE:

General Social Survey, 1990, Question C22, Page 9

COVERAGE:

Respondents who answered: C7A<15 and C7EA=2 and C21=1. Questions C18 to C23 were asked only if the respondent had a child less than 15 years of age, living outside the household.

C22D

RESPONDENT'S HEALTH PREVENTS SEEING REF. CHILD?

Field: 209 Position: 304 Format: I1

<u>CONTENT</u>	<u>CODE</u>	<u>SAMPLE</u>	<u>POPULATION</u>
YES	1	1	941
NO	2	234	354365
NOT STATED	9 M	44	54184
NOT APPLICABLE	0 M	13216	20116070

WEIGHT VARIABLE: FWGHTSOURCE:

General Social Survey, 1990, Question C22, Page 9

COVERAGE:

Respondents who answered: C7A<15 and C7EA=2 and C21=1. Questions C18 to C23 were asked only if the respondent had a child less than 15 years of age, living outside the household.

DETAILED DESCRIPTION OF VARIABLES

C22E

FINANCIAL REASON PREVENTS SEEING REF. CHILD?

Field: 210 Position: 305 Format: I1

<u>CONTENT</u>	<u>CODE</u>	<u>SAMPLE</u>	<u>POPULATION</u>
YES	1	20	28749
NO	2	215	326558
NOT STATED	9 M	44	54184
NOT APPLICABLE	0 M	13216	20116070

WEIGHT VARIABLE: FWGHTSOURCE:

General Social Survey, 1990, Question C22, Page 9

COVERAGE:

Respondents who answered: C7A<15 and C7EA=2 and C21=1. Questions C18 to C23 were asked only if the respondent had a child less than 15 years of age, living outside the household.

C22F

TRANSPORTATION PREVENTS SEEING REF. CHILD?

Field: 211 Position: 306 Format: I1

<u>CONTENT</u>	<u>CODE</u>	<u>SAMPLE</u>	<u>POPULATION</u>
YES	1	11	13791
NO	2	224	341515
NOT STATED	9 M	44	54184
NOT APPLICABLE	0 M	13216	20116070

WEIGHT VARIABLE: FWGHTSOURCE:

General Social Survey, 1990, Question C22, Page 9

COVERAGE:

Respondents who answered: C7A<15 and C7EA=2 and C21=1. Questions C18 to C23 were asked only if the respondent had a child less than 15 years of age, living outside the household.

DETAILED DESCRIPTION OF VARIABLES

C22G

FAMILY RESP. PREVENTS SEEING REF. CHILD?

Field: 212 Position: 307 Format: I1

<u>CONTENT</u>	<u>CODE</u>	<u>SAMPLE</u>	<u>POPULATION</u>
YES	1	12	21063
NO	2	223	334243
NOT STATED	9 M	44	54184
NOT APPLICABLE	0 M	13216	20116070

WEIGHT VARIABLE: FWGHTSOURCE:

General Social Survey, 1990, Question C22, Page 9

COVERAGE:

Respondents who answered: C7A<15 and C7EA=2 and C21=1. Questions C18 to C23 were asked only if the respondent had a child less than 15 years of age, living outside the household.

C22H

CUSTODIAL ARRANGEMENTS PREVENTS SEEING REF. CHILD?

Field: 213 Position: 308 Format: I1

<u>CONTENT</u>	<u>CODE</u>	<u>SAMPLE</u>	<u>POPULATION</u>
YES	1	81	133928
NO	2	154	221378
NOT STATED	9 M	44	54184
NOT APPLICABLE	0 M	13216	20116070

WEIGHT VARIABLE: FWGHTSOURCE:

General Social Survey, 1990, Question C22, Page 9

COVERAGE:

Respondents who answered: C7A<15 and C7EA=2 and C21=1. Questions C18 to C23 were asked only if the respondent had a child less than 15 years of age, living outside the household.

DETAILED DESCRIPTION OF VARIABLES

C22I

RELATIONSHIP WITH CUST. PREVENTS SEEING REF. CHILD

Field: 214 Position: 309 Format: I1

<u>CONTENT</u>	<u>CODE</u>	<u>SAMPLE</u>	<u>POPULATION</u>
YES	1	55	80867
NO	2	180	274439
NOT STATED	9 M	44	54184
NOT APPLICABLE	0 M	13216	20116070

WEIGHT VARIABLE: FWGHTSOURCE:

General Social Survey, 1990, Question C22, Page 9

COVERAGE:

Respondents who answered: C7A<15 and C7EA=2 and C21=1. Questions C18 to C23 were asked only if the respondent had a child less than 15 years of age, living outside the household.

C22J

OTHER REASON PREVENTS SEEING REFERENCE CHILD?

Field: 215 Position: 310 Format: I1

<u>CONTENT</u>	<u>CODE</u>	<u>SAMPLE</u>	<u>POPULATION</u>
YES	1	20	33784
NO	2	215	321522
NOT STATED	9 M	44	54184
NOT APPLICABLE	0 M	13216	20116070

WEIGHT VARIABLE: FWGHTSOURCE:

General Social Survey, 1990, Question C22, Page 9

COVERAGE:

Respondents who answered: C7A<15 and C7EA=2 and C21=1. Questions C18 to C23 were asked only if the respondent had a child less than 15 years of age, living outside the household.

DETAILED DESCRIPTION OF VARIABLES

C22K

NO PARTICULAR REASON PREVENTS SEEING REF. CHILD?

Field: 216 Position: 311 Format: 11

<u>CONTENT</u>	<u>CODE</u>	<u>SAMPLE</u>	<u>POPULATION</u>
YES	1	2	1888
NO	2	233	353419
NOT STATED	9 M	44	54184
NOT APPLICABLE	0 M	13216	20116070

WEIGHT VARIABLE: FWGHTSOURCE:

General Social Survey, 1990, Question C22, Page 9

COVERAGE:

Respondents who answered: C7A<15 and C7EA=2 and C21=1. Questions C18 to C23 were asked only if the respondent had a child less than 15 years of age, living outside the household.

C23

FREQ. OF CONTACT BY LETTER/PHONE WITH REF. CHILD

Field: 217 Position: 312 Format: 11

<u>CONTENT</u>	<u>CODE</u>	<u>SAMPLE</u>	<u>POPULATION</u>
DAILY	1	41	59440
AT LEAST ONCE A WEEK	2	116	192179
AT LEAST ONCE A MONTH	3	61	86749
LESS THAN ONCE A MONTH	4	30	45198
NOT AT ALL	5	73	97253
NOT STATED	9 M	42	57262
NOT APPLICABLE	0 M	13132	19987480

WEIGHT VARIABLE: FWGHTSOURCE:

General Social Survey, 1990, Question C23, Page 9

COVERAGE:

Respondents who answered: C7A<15 and C7EA=2. Questions C18 to C23 were asked only if the respondent had a child less than 15 years of age, living outside the household.

DETAILED DESCRIPTION OF VARIABLES

DVC25

NO. OF CHILDREN >14 YEARS, LIVING WITHIN 100KM

Field: 218 Position: 313 Format: 11

<u>CONTENT</u>	<u>CODE</u>	<u>SAMPLE</u>	<u>POPULATION</u>
NO CHILDREN	0	997	1247124
ONE CHILD	1	1588	2119237
TWO CHILDREN	2	1104	1450347
THREE CHILDREN	3	584	766867
FOUR CHILDREN	4	309	390007
FIVE OR MORE CHILDREN	5	332	395559
NOT APPLICABLE	7 M	8440	13976567
NOT STATED	9 M	141	179853

WEIGHT VARIABLE: FWGHTSOURCE:

General Social Survey, 1990, Question C25, Page 9

COVERAGE:

Respondents who answered: C7A>14 and C7EA=2. Questions C25 to C39 were asked only if the respondent had a child 15 years of age or older, living outside the household.

DVC27A

REF. CHILD >14 SEEN MOST OFTEN OUTSIDE HOME - AGE

Field: 219 Position: 314-315 Format: 12 Zero-filled

<u>CONTENT</u>	<u>VALUE</u>	<u>SAMPLE</u>	<u>POPULATION</u>
MEAN			32.74
MINIMUM	15		
MAXIMUM	65		
RANGE	50	4814	6261641
NOT APPLICABLE	97 M	8627	14217974
NOT STATED	99 M	54	45946

WEIGHT VARIABLE: FWGHTSOURCE:

General Social Survey, 1990, Question C7, Pages 6 and 7 and Question C26, Page 9

COVERAGE:

All respondents

COMMENTS:

This is a derived variable. Age 65 includes 65 and older. If respondent answered Questions C25 to C39, but did not complete Question C7, a not applicable was assigned to this variable.

DETAILED DESCRIPTION OF VARIABLES

DVC27C REF. CHILD >14 SEEN MOST OFTEN OUTSIDE HOME - SEX

Field: 220 Position: 316 Format: 11

<u>CONTENT</u>	<u>CODE</u>	<u>SAMPLE</u>	<u>POPULATION</u>
MALE	1	2232	2935485
FEMALE	2	2615	3349076
NOT STATED	9 M	21	23026
NOT APPLICABLE	0 M	8627	14217974

WEIGHT VARIABLE: FWGHTSOURCE:

General Social Survey, 1990, Question C7, Pages 6 and 7 and Question C26, Page 9

COVERAGE:

All respondents

COMMENTS:

This is a derived variable. If respondent answered Questions C25 to C39, but did not complete Question C7, a not applicable was assigned to this variable.

DVC27D REF. CHILD >14 SEEN MOST OFTEN OUTSIDE HOME - TYPE

Field: 221 Position: 317 Format: 11

<u>CONTENT</u>	<u>CODE</u>	<u>SAMPLE</u>	<u>POPULATION</u>
NATURAL CHILD	1	4530	5837698
STEP-CHILD	2	153	238204
ADOPTED CHILD	3	157	199741
NOT STATED	9 M	28	31944
NOT APPLICABLE	0 M	8627	14217974

WEIGHT VARIABLE: FWGHTSOURCE:

General Social Survey, 1990, Question C7, Pages 6 and 7 and Question C26, Page 9

COVERAGE:

All respondents

COMMENTS:

This is a derived variable. If respondent answered Questions C25 to C39, but did not complete Question C7, a not applicable was assigned to this variable.

DETAILED DESCRIPTION OF VARIABLES

DVC27EB

AGE WHEN REFERENCE CHILD >14 LEFT HOME

Field: 222 Position: 318-319 Format: 12 Zero-filled

<u>CONTENT</u>	<u>VALUE</u>	<u>SAMPLE</u>	<u>POPULATION</u>
MEAN			20.15
MINIMUM	0		
MAXIMUM	53		
RANGE	53	4676	6113132
NOT APPLICABLE	97 M	8635	14231772
NOT STATED	99 M	184	180657

WEIGHT VARIABLE: FWGHTSOURCE:

General Social Survey, 1990, Question C7, Pages 6 and 7 and Question C25, Page 9

COVERAGE:

All respondents

COMMENTS:

This is a derived variable. If respondent answered Questions C25 to C39, but did not complete Question C7, a not applicable was assigned to this variable.

DVC27R

AGE OF RESPONDENT WHEN REF. CHILD >14 LEFT HOME

Field: 223 Position: 320-322 Format: F3.1 Zero-filled

<u>CONTENT</u>	<u>VALUE</u>	<u>SAMPLE</u>	<u>POPULATION</u>
MEAN			47.69
MINIMUM	14.8		
MAXIMUM	80.0		
RANGE	65.2	4635	6070608
NOT APPLICABLE	99.7 M	8635	14231772
NOT STATED	99.9 M	225	223182

WEIGHT VARIABLE: FWGHTSOURCE:

General Social Survey, 1990, Question C7, Page 6 and Question L16, Page 23

COVERAGE:

All respondents

COMMENTS:

This is a derived variable, in years to one decimal. Age 80.0 includes 80.0 and older. If respondent answered Questions C25 to C39, but did not complete Question C7, a not applicable was assigned to this variable.

DETAILED DESCRIPTION OF VARIABLES

C31

DOES REFERENCE CHILD LIVE ALONE?

Field: 224 Position: 323 Format: 11

<u>CONTENT</u>	<u>CODE</u>	<u>SAMPLE</u>	<u>POPULATION</u>
YES	1	657	938394
NO	2	4280	5456085
NOT STATED	9 M	118	154515
NOT APPLICABLE	0 M	8440	13976567

WEIGHT VARIABLE: FWGHTSOURCE:

General Social Survey, 1990, Question C31, Page 9

COVERAGE:

Respondents who answered: C7A>14 and C7EA=2. Questions C25 to C39 were asked only if the respondent had a child 15 years of age or older, living outside the household.

C32A

DOES REFERENCE CHILD LIVE WITH SPOUSE/PARTNER?

Field: 225 Position: 324 Format: 11

<u>CONTENT</u>	<u>CODE</u>	<u>SAMPLE</u>	<u>POPULATION</u>
YES	1	3620	4522225
NO	2	561	805173
YES/NO	3	.77	107215
NOT STATED	9 M	140	175987
NOT APPLICABLE	0 M	9097	14914961

WEIGHT VARIABLE: FWGHTSOURCE:

General Social Survey, 1990, Question C32, Page 9

COVERAGE:

Respondents who answered: C7A>14 and C7EA=2. Questions C25 to C39 were asked only if the respondent had a child 15 years of age or older, living outside the household.

COMMENTS:

If all C32 was not answered then a code 9 was inputted. If only parts of C32 were not answered, then a code 3 was inputted. For purposes of analysis a code 3 can be interpreted as either a code 2 or 9.

DETAILED DESCRIPTION OF VARIABLES

C32B

DOES REFERENCE CHILD LIVE WITH HIS/HER CHILDREN?

Field: 226 Position: 325 Format: I1

<u>CONTENT</u>	<u>CODE</u>	<u>SAMPLE</u>	<u>POPULATION</u>
YES	1	2753	3183605
NO	2	1369	2044900
YES/NO	3	136	206108
NOT STATED	9 M	140	175987
NOT APPLICABLE	0 M	9097	14914961

WEIGHT VARIABLE: FWGHTSOURCE:

General Social Survey, 1990, Question C32, Page 9

COVERAGE:

Respondents who answered: C7A>14 and C7EA=2. Questions C25 to C39 were asked only if the respondent had a child 15 years of age or older, living outside the household.

COMMENTS:

If all C32 was not answered then a code 9 was inputted. If only parts of C32 were not answered then a code 3 was inputted. For purposes of analysis a code 3 can be interpreted as either a code 2 or 9.

C32C

DOES REFERENCE CHILD LIVE WITH SOMEONE ELSE?

Field: 227 Position: 326 Format: I1

<u>CONTENT</u>	<u>CODE</u>	<u>SAMPLE</u>	<u>POPULATION</u>
YES	1	524	822967
NO	2	3528	4362191
YES/NO	3	206	249455
NOT STATED	9 M	140	175987
NOT APPLICABLE	0 M	9097	14914961

WEIGHT VARIABLE: FWGHTSOURCE:

General Social Survey, 1990, Question C32, Page 9

COVERAGE:

Respondents who answered: C7A>14 and C7EA=2. Questions C25 to C39 were asked only if the respondent had a child 15 years of age or older, living outside the household.

COMMENTS:

If all C32 was not answered then a code 9 was inputted. If only parts of C32 were not answered then a code 3 was inputted. For purposes of analysis a code 3 can be interpreted as either a code 2 or 9.

DETAILED DESCRIPTION OF VARIABLES

C32CA

DOES REFERENCE CHILD LIVE WITH FRIEND/ROOMMATE?

Field: 228 Position: 327 Format: 11

<u>CONTENT</u>	<u>CODE</u>	<u>SAMPLE</u>	<u>POPULATION</u>
YES	1	256	428189
NO	2	239	357134
NOT STATED	9 M	169	213631
NOT APPLICABLE	0 M	12831	19526607

WEIGHT VARIABLE: FWGHTSOURCE:

General Social Survey, 1990, Question C32, Page 9

COVERAGE:

Respondents who answered: C7A>14 and C7EA=2 and C32C=1. Questions C25 to C39 were asked only if the respondent had a child 15 years of age or older, living outside the household.

C32CB

DOES REFERENCE CHILD LIVE WITH MOTHER/FATHER?

Field: 229 Position: 328 Format: 11

<u>CONTENT</u>	<u>CODE</u>	<u>SAMPLE</u>	<u>POPULATION</u>
YES	1	141	219676
NO	2	354	565647
NOT STATED	9 M	169	213631
NOT APPLICABLE	0 M	12831	19526607

WEIGHT VARIABLE: FWGHTSOURCE:

General Social Survey, 1990, Question C32, Page 9

COVERAGE:

Respondents who answered: C7A>14 and C7EA=2 and C32C=1. Questions C25 to C39 were asked only if the respondent had a child 15 years of age or older, living outside the household.

DETAILED DESCRIPTION OF VARIABLES

C32CC

DOES REFERENCE CHILD LIVE WITH OTHER RELATIVE?

Field: 230 Position: 329 Format: 11

<u>CONTENT</u>	<u>CODE</u>	<u>SAMPLE</u>	<u>POPULATION</u>
YES	1	121	180575
NO	2	374	604748
NOT STATED	9 M	169	213631
NOT APPLICABLE	0 M	12831	19526607

WEIGHT VARIABLE: FWGHTSOURCE:

General Social Survey, 1990, Question C32, Page 9

COVERAGE:

Respondents who answered: C7A>14 and C7EA=2 and C32C=1. Questions C25 to C39 were asked only if the respondent had a child 15 years of age or older, living outside the household.

C33

DISTANCE REFERENCE CHILD LIVES FROM RESPONDENT

Field: 231 Position: 330-331 Format: 12 Zero-filled

<u>CONTENT</u>	<u>CODE</u>	<u>SAMPLE</u>	<u>POPULATION</u>
10 KM	1	2376	2960534
50 KM	2	980	1410971
100 KM	3	387	541512
200 KM	4	281	344975
400 KM	5	262	343640
1000 KM	6	262	318677
BEYOND 1000 KM	9	382	461729
NOT APPLICABLE	97 M	8440	13976567
DO NOT KNOW	98 M	18	23530
NOT STATED	99 M	107	143425

WEIGHT VARIABLE: FWGHTSOURCE:

General Social Survey, 1990, Question C33, Page 9

COVERAGE:

Respondents who answered: C7A>14 and C7EA=2. Questions C25 to C39 were asked only if the respondent had a child 15 years of age or older, living outside the household.

DETAILED DESCRIPTION OF VARIABLES

C34

REFERENCE CHILD'S MAIN ACTIVITY

Field: 232 Position: 332 Format: 11

<u>CONTENT</u>	<u>CODE</u>	<u>SAMPLE</u>	<u>POPULATION</u>
WORKING AT A JOB OR BUSINESS	1	3634	4689403
LOOKING FOR WORK	2	110	141030
STUDYING	3	317	534357
KEEPING HOUSE	4	750	874866
BEING RETIRED	5	37	25743
BEING DISABLED	6	53	63168
OTHER	7	16	22438
NOT STATED	9 M	138	197990
NOT APPLICABLE	0 M	8440	13976567

WEIGHT VARIABLE: FWGHTSOURCE:

General Social Survey, 1990, Question C34, Page 9

COVERAGE:

Respondents who answered: C7A>14 and C7EA=2. Questions C25 to C39 were asked only if the respondent had a child 15 years of age or older, living outside the household.

C35

FREQUENCY OF CONTACT WITH REFERENCE CHILD

Field: 233 Position: 333 Format: 11

<u>CONTENT</u>	<u>CODE</u>	<u>SAMPLE</u>	<u>POPULATION</u>
DAILY	1	824	973598
AT LEAST ONCE A WEEK	2	2084	2755448
AT LEAST ONCE A MONTH	3	980	1348333
LESS THAN ONCE A MONTH	4	916	1134942
NOT AT ALL	5	149	206582
NOT STATED	9 M	102	130091
NOT APPLICABLE	0 M	8440	13976567

WEIGHT VARIABLE: FWGHTSOURCE:

General Social Survey, 1990, Question C35, Page 9

COVERAGE:

Respondents who answered: C7A>14 and C7EA=2. Questions C25 to C39 were asked only if the respondent had a child 15 years of age or older, living outside the household.

DETAILED DESCRIPTION OF VARIABLES

C36

PLACE RESPONDENT USUALLY SAW REFERENCE CHILD

Field: 234 Position: 334 Format: I1

<u>CONTENT</u>	<u>CODE</u>	<u>SAMPLE</u>	<u>POPULATION</u>
AT RESPONDENT'S HOME	1	2338	3090950
AT CHILD'S RESIDENCE	2	665	810127
EQUALLY AT BOTH RESIDENCES	3	1661	2111229
AT ANOTHER RELATIVE'S HOME	4	14	21690
AT WORK	5	63	96099
AT A RESTAURANT/BAR/MALL	6	31	34935
SOMEWHERE ELSE	7	34	43127
NOT STATED	9 M	100	134255
NOT APPLICABLE	0 M	8589	14183149

WEIGHT VARIABLE: FWGHTSOURCE:

General Social Survey, 1990, Question C36, Page 9

COVERAGE:

Respondents who answered: C7A>14 and C7EA=2 and C35 not equal to 5. Questions C25 to C39 were asked only if the respondent had a child 15 years of age or older, living outside the household.

COMMENTS:

New codes (4 to 6) were created due to high frequencies in the specify field.

C37

AMOUNT OF TIME RESPONDENT SAW REFERENCE CHILD

Field: 235 Position: 335 Format: I1

<u>CONTENT</u>	<u>CODE</u>	<u>SAMPLE</u>	<u>POPULATION</u>
LESS OFTEN THAN WOULD LIKE	1	1461	2000461
MORE OFTEN THAN WOULD LIKE	2	92	107546
ABOUT THE RIGHT AMOUNT	3	3408	4315540
NOT STATED	9 M	94	125447
NOT APPLICABLE	0 M	8440	13976567

WEIGHT VARIABLE: FWGHTSOURCE:

General Social Survey, 1990, Question C37, Page 9

COVERAGE:

Respondents who answered: C7A>14 and C7EA=2. Questions C25 to C39 were asked only if the respondent had a child 15 years of age or older, living outside the household.

DETAILED DESCRIPTION OF VARIABLES

C38A

DISTANCE PREVENTS SEEING REFERENCE CHILD?

Field: 236 Position: 336 Format: 11

<u>CONTENT</u>	<u>CODE</u>	<u>SAMPLE</u>	<u>POPULATION</u>
YES	1	834	1089787
NO	2	577	875576
NOT STATED	9 M	144	160545
NOT APPLICABLE	0 M	11940	18399652

WEIGHT VARIABLE: FWGHTSOURCE:

General Social Survey, 1990, Question C38, Page 10

COVERAGE:

Respondents who answered: C7A>14 and C7EA=2 and C37=1. Questions C25 to C39 were asked only if the respondent had a child 15 years of age or older, living outside the household.

C38B

POOR RELATIONSHIP PREVENTS SEEING REFERENCE CHILD?

Field: 237 Position: 337 Format: 11

<u>CONTENT</u>	<u>CODE</u>	<u>SAMPLE</u>	<u>POPULATION</u>
YES	1	45	82193
NO	2	1366	1883170
NOT STATED	9 M	144	160545
NOT APPLICABLE	0 M	11940	18399652

WEIGHT VARIABLE: FWGHTSOURCE:

General Social Survey, 1990, Question C38, Page 10

COVERAGE:

Respondents who answered: C7A>14 and C7EA=2 and C37=1. Questions C25 to C39 were asked only if the respondent had a child 15 years of age or older, living outside the household.

DETAILED DESCRIPTION OF VARIABLES

C38C

RESPONDENT'S TIME PREVENTS SEEING REFERENCE CHILD?

Field: 238 Position: 338 Format: I1

<u>CONTENT</u>	<u>CODE</u>	<u>SAMPLE</u>	<u>POPULATION</u>
YES	1	237	406142
NO	2	1174	1559221
NOT STATED	9 M	144	160545
NOT APPLICABLE	0 M	11940	18399652

WEIGHT VARIABLE: FWGHTSOURCE:

General Social Survey, 1990, Question C38, Page 10

COVERAGE:

Respondents who answered: C7A>14 and C7EA=2 and C37=1. Questions C25 to C39 were asked only if the respondent had a child 15 years of age or older, living outside the household.

C38D

HIS/HER TIME PREVENTS SEEING REFERENCE CHILD?

Field: 239 Position: 339 Format: I1

<u>CONTENT</u>	<u>CODE</u>	<u>SAMPLE</u>	<u>POPULATION</u>
YES	1	447	676385
NO	2	964	1288978
NOT STATED	9 M	144	160545
NOT APPLICABLE	0 M	11940	18399652

WEIGHT VARIABLE: FWGHTSOURCE:

General Social Survey, 1990, Question C38, Page 10

COVERAGE:

Respondents who answered: C7A>14 and C7EA=2 and C37=1. Questions C25 to C39 were asked only if the respondent had a child 15 years of age or older, living outside the household.

DETAILED DESCRIPTION OF VARIABLES**C38E RESPONDENT'S HEALTH PREVENTS SEEING REF. CHILD?**

Field: 240 Position: 340 Format: I1

<u>CONTENT</u>	<u>CODE</u>	<u>SAMPLE</u>	<u>POPULATION</u>
YES	1	66	74440
NO	2	1345	1890923
NOT STATED	9 M	144	160545
NOT APPLICABLE	0 M	11940	18399652

WEIGHT VARIABLE: FWGHTSOURCE:

General Social Survey, 1990, Question C38, Page 10

COVERAGE:

Respondents who answered: C7A>14 and C7EA=2 and C37=1. Questions C25 to C39 were asked only if the respondent had a child 15 years of age or older, living outside the household.

C38F CHILD'S HEALTH PREVENTS SEEING REFERENCE CHILD?

Field: 241 Position: 341 Format: I1

<u>CONTENT</u>	<u>CODE</u>	<u>SAMPLE</u>	<u>POPULATION</u>
YES	1	18	27937
NO	2	1393	1937426
NOT STATED	9 M	144	160545
NOT APPLICABLE	0 M	11940	18399652

WEIGHT VARIABLE: FWGHTSOURCE:

General Social Survey, 1990, Question C38, Page 10

COVERAGE:

Respondents who answered: C7A>14 and C7EA=2 and C37=1. Questions C25 to C39 were asked only if the respondent had a child 15 years of age or older, living outside the household.

DETAILED DESCRIPTION OF VARIABLES

C38G

FINANCIAL REASON PREVENTS SEEING REFERENCE CHILD?

Field: 242 Position: 342 Format: 11

<u>CONTENT</u>	<u>CODE</u>	<u>SAMPLE</u>	<u>POPULATION</u>
YES	1	89	111353
NO	2	1322	1854010
NOT STATED	9 M	144	160545
NOT APPLICABLE	0 M	11940	18399652

WEIGHT VARIABLE: FWGHTSOURCE:

General Social Survey, 1990, Question C38, Page 10

COVERAGE:

Respondents who answered: C7A>14 and C7EA=2 and C37=1. Questions C25 to C39 were asked only if the respondent had a child 15 years of age or older, living outside the household.

C38H

TRANSPORTATION PREVENTS SEEING REFERENCE CHILD?

Field: 243 Position: 343 Format: 11

<u>CONTENT</u>	<u>CODE</u>	<u>SAMPLE</u>	<u>POPULATION</u>
YES	1	90	119874
NO	2	1321	1845489
NOT STATED	9 M	144	160545
NOT APPLICABLE	0 M	11940	18399652

WEIGHT VARIABLE: FWGHTSOURCE:

General Social Survey, 1990, Question C38, Page 10

COVERAGE:

Respondents who answered: C7A>14 and C7EA=2 and C37=1. Questions C25 to C39 were asked only if the respondent had a child 15 years of age or older, living outside the household.

DETAILED DESCRIPTION OF VARIABLES

C38I

FAMILY RESP. PREVENTS SEEING REFERENCE CHILD?

Field: 244 Position: 344 Format: I1

<u>CONTENT</u>	<u>CODE</u>	<u>SAMPLE</u>	<u>POPULATION</u>
YES	1	71	101521
NO	2	1340	1863843
NOT STATED	9 M	144	160545
NOT APPLICABLE	0 M	11940	18399652

WEIGHT VARIABLE: FWGHTSOURCE:

General Social Survey, 1990, Question C38, Page 10

COVERAGE:

Respondents who answered: C7A>14 and C7EA=2 and C37=1. Questions C25 to C39 were asked only if the respondent had a child 15 years of age or older, living outside the household.

C38J

OTHER REASON PREVENTS SEEING REFERENCE CHILD?

Field: 245 Position: 345 Format: I1

<u>CONTENT</u>	<u>CODE</u>	<u>SAMPLE</u>	<u>POPULATION</u>
YES	1	61	68968
NO	2	1350	1896396
NOT STATED	9 M	144	160545
NOT APPLICABLE	0 M	11940	18399652

WEIGHT VARIABLE: FWGHTSOURCE:

General Social Survey, 1990, Question C38, Page 10

COVERAGE:

Respondents who answered: C7A>14 and C7EA=2 and C37=1. Questions C25 to C39 were asked only if the respondent had a child 15 years of age or older, living outside the household.

DETAILED DESCRIPTION OF VARIABLES

C38K

NO PARTICULAR REASON PREVENTS SEEING REF. CHILD?

Field: 246 Position: 346 Format: 11

<u>CONTENT</u>	<u>CODE</u>	<u>SAMPLE</u>	<u>POPULATION</u>
YES	1	15	15047
NO	2	1396	1950316
NOT STATED	9 M	144	160545
NOT APPLICABLE	0 M	11940	18399652

WEIGHT VARIABLE: FWGHTSOURCE:

General Social Survey, 1990, Question C38, Page 10

COVERAGE:

Respondents who answered: C7A>14 and C7EA=2 and C37=1. Questions C25 to C39 were asked only if the respondent had a child 15 years of age or older, living outside the household.

C39

FREQ. OF CONTACT BY LETTER/PHONE WITH REF. CHILD

Field: 247 Position: 347 Format: 11

<u>CONTENT</u>	<u>CODE</u>	<u>SAMPLE</u>	<u>POPULATION</u>
DAILY	1	1175	1360392
AT LEAST ONCE A WEEK	2	2489	3323149
AT LEAST ONCE A MONTH	3	765	994576
LESS THAN ONCE A MONTH	4	254	355445
NOT AT ALL	5	238	341153
NOT STATED	9 M	134	174279
NOT APPLICABLE	0 M	8440	13976567

WEIGHT VARIABLE: FWGHTSOURCE:

General Social Survey, 1990, question C39, Page 10

COVERAGE:

Respondents who answered: C7A>14 and C7EA=2. Questions C25 to C39 were asked only if the respondent had a child 15 years of age or older, living outside the household.

DETAILED DESCRIPTION OF VARIABLES

D4

HAD AN OPERATION TO PREVENT PREGNANCY?

Field: 248 Position: 348 Format: I1

<u>CONTENT</u>	<u>CODE</u>	<u>SAMPLE</u>	<u>POPULATION</u>
YES	1	1697	2790418
NO	2	5778	9654075
NOT STATED	9 M	97	180771
NOT APPLICABLE	0 M	5923	7900297

WEIGHT VARIABLE: FWGHTSOURCE:

General Social Survey, 1990, Question D4, Page 10

COVERAGE:

Respondents who answered: D1=2. Questions D4 to D7 were asked of respondents who were less than 45 years of age.

D5

RESPONDENT/SPOUSE CAN NO LONGER HAVE CHILDREN?

Field: 249 Position: 349 Format: I1

<u>CONTENT</u>	<u>CODE</u>	<u>SAMPLE</u>	<u>POPULATION</u>
YES	1	104	150148
NO	2	5683	9516705
NOT STATED	9 M	88	167993
NOT APPLICABLE	0 M	7620	10690714

WEIGHT VARIABLE: FWGHTSOURCE:

General Social Survey, 1990, Question D5, Page 10

COVERAGE:

Respondents who answered: D1=2 and D4=2. Questions D4 to D7 were asked of respondents who were less than 45 years of age.

DETAILED DESCRIPTION OF VARIABLES

D6

RESPONDENT INTENDS TO HAVE A/ANOTHER CHILD?

Field: 250 Position: 350 Format: 11

<u>CONTENT</u>	<u>CODE</u>	<u>SAMPLE</u>	<u>POPULATION</u>
YES	1	3582	6254176
NO	2	1333	2128114
DO NOT KNOW	8	786	1166144
NOT STATED	9 M	70	136264
NOT APPLICABLE	0 M	7724	10840862

WEIGHT VARIABLE: FWGHTSOURCE:

General Social Survey, 1990, Question D6, Page 10

COVERAGE:

Respondents who answered: D1=2 and D4=2 and D5=2. Questions D4 to D7 were asked of respondents who were less than 45 years of age.

DVD7

NUMBER OF CHILDREN RESPONDENT INTENDS TO HAVE

Field: 251 Position: 351 Format: 11

<u>CONTENT</u>	<u>CODE</u>	<u>SAMPLE</u>	<u>POPULATION</u>
ONE CHILD	1	143	251383
TWO CHILDREN	2	1839	3110240
THREE CHILDREN	3	941	1697323
FOUR CHILDREN	4	306	527093
FIVE CHILDREN	5	65	125830
SIX CHILDREN	6	29	44595
SEVEN OR MORE CHILDREN	7	22	46595
DO NOT KNOW	8 M	234	449214
NOT STATED	9 M	73	138168
NOT APPLICABLE	0 M	9843	14135121

WEIGHT VARIABLE: FWGHTSOURCE:

General Social Survey, 1990, Question D7, Page 10

COVERAGE:

Respondents who answered: D1=2 and D4=2 and D5=2 and D6=1. Questions D4 to D7 were asked of respondents who were less than 45 years of age.

DETAILED DESCRIPTION OF VARIABLES

E1 NUMBER OF PEOPLE RESPONDENT CONSIDERS FRIENDS?

Field: 252 Position: 352-353 Format: 12 Zero-filled

<u>CONTENT</u>	<u>VALUE</u>	<u>SAMPLE</u>	<u>POPULATION</u>
MEAN			7.52
MINIMUM	0		
MAXIMUM	96		
RANGE	96	13297	20331513
NOT STATED	99 M	198	194048

WEIGHT VARIABLE: FWGHTSOURCE:

General Social Survey, 1990, Question E1, Page 10

COVERAGE:

All respondents

E3 SEX OF RESPONDENT'S CLOSEST FRIEND

Field: 253 Position: 354 Format: 11

<u>CONTENT</u>	<u>CODE</u>	<u>SAMPLE</u>	<u>POPULATION</u>
MALE	1	5398	8999526
FEMALE	2	7045	9987843
NOT STATED	9 M	118	152044
NOT APPLICABLE	0 M	934	1386147

WEIGHT VARIABLE: FWGHTSOURCE:

General Social Survey, 1990, Question E3, Page 10

COVERAGE:

Respondents who answered: E1>00

DETAILED DESCRIPTION OF VARIABLES**E4****PLACE WHERE RESPONDENT'S FRIENDSHIP STARTED?**

Field: 254 Position: 355-356 Format: 12 Zero-filled

<u>CONTENT</u>	<u>CODE</u>	<u>SAMPLE</u>	<u>POPULATION</u>
AT SCHOOL	1	3379	5664172
AT WORK	2	2584	4095321
AT CLUB/ORGANIZATION	3	902	1438651
AT CHURCH	4	472	658273
AT HOME OR IN NEIGHBOURHOOD	5	3166	4321879
THROUGH FAMILY	6	853	1217918
THROUGH A FRIEND	7	773	1143691
VACATION/SPORTS/LEISURE/SOCIAL	8	182	278452
OTHER	9 M	116	155016
NOT APPLICABLE	97 M	934	1386147
NOT STATED	99 M	134	166039

WEIGHT VARIABLE: FWGHTSOURCE:

General Social Survey, 1990, Question E4, Page 10

COVERAGE:

Respondents who answered: E1>00

COMMENTS:

New code 8 was created due to high frequency in the specify field.

E5**DISTANCE FRIEND LIVES FROM RESPONDENT**

Field: 255 Position: 357-358 Format: 12 Zero-filled

<u>CONTENT</u>	<u>CODE</u>	<u>SAMPLE</u>	<u>POPULATION</u>
10 KM	1	7586	11131557
50 KM	2	2313	3930391
100 KM	3	609	1013410
200 KM	4	418	626645
400 KM	5	422	630008
1000 KM	6	355	536839
BEYOND 1000 KM	9	691	1010500
SAME HOUSEHOLD	10	36	77639
NOT APPLICABLE	97 M	934	1386147
DO NOT KNOW	98 M	28	51966
NOT STATED	99 M	103	130459

WEIGHT VARIABLE: FWGHTSOURCE:

General Social Survey, 1990, Question E5, Page 10

COVERAGE:

Respondents who answered: E1>00

DETAILED DESCRIPTION OF VARIABLES

E6

FREQUENCY OF CONTACT WITH FRIEND

Field: 256 Position: 359 Format: 11

<u>CONTENT</u>	<u>CODE</u>	<u>SAMPLE</u>	<u>POPULATION</u>
DAILY	1	2355	3688382
AT LEAST ONCE A WEEK	2	5110	7457437
AT LEAST ONCE A MONTH	3	2549	4025502
LESS THAN ONCE A MONTH	4	2031	3182203
NOT AT ALL	5	367	557227
NOT STATED	9 M	113	151024
NOT APPLICABLE	0 M	970	1463786

WEIGHT VARIABLE: FWGHTSOURCE:

General Social Survey, 1990, Question E6, Page 10

COVERAGE:

Respondents who answered: E1>00 and E5 not equal to 10

E7

FREQUENCY OF CONTACT BY LETTER/PHONE WITH FRIEND

Field: 257 Position: 360 Format: 11

<u>CONTENT</u>	<u>CODE</u>	<u>SAMPLE</u>	<u>POPULATION</u>
DAILY	1	2269	3192310
AT LEAST ONCE A WEEK	2	5302	7924644
AT LEAST ONCE A MONTH	3	2613	4218217
LESS THAN ONCE A MONTH	4	1575	2464306
NOT AT ALL	5	647	1109451
NOT STATED	9 M	119	152847
NOT APPLICABLE	0 M	970	1463786

WEIGHT VARIABLE: FWGHTSOURCE:

General Social Survey, 1990, Question E7, Page 10

COVERAGE:

Respondents who answered: E6 not equal to 10

DETAILED DESCRIPTION OF VARIABLES**F3STATUS STATUS OF QUESTION F3**

Field: 258 Position: 361 Format: I1

<u>CONTENT</u>	<u>CODE</u>	<u>SAMPLE</u>	<u>POPULATION</u>
NOT SPH - NO ONE IN HOUSEHOLD	1	44	75545
NOT SPH - ALL F3 BLANK	2	0	0
NOT SPH - AT LEAST ONE UNKNOWN	3	64	104108
NOT SPH - NO UNKNOWN	4	10103	17841081
SINGLE PERSON HOUSEHOLD	0 M	3284	2504827

WEIGHT VARIABLE: FWGHTSOURCE:

General Social Survey, 1990, Question F1 and F3, Page 11

COVERAGE:

All respondents

COMMENTS:

This is a derived variable that provides information useful in interpreting the F3 set of questions. SPH = single person household or a single person living with a child or children who are all less than 5 years old. Code 4 identifies the number of cases with no missing data.

F3NUM NUMBER OF PERSONS LISTED IN F3

Field: 259 Position: 362 Format: I1

<u>CONTENT</u>	<u>CODE</u>	<u>SAMPLE</u>	<u>POPULATION</u>
ONE PERSON LISTED	1	3739	6332838
TWO PERSONS LISTED	2	4849	8148465
THREE PERSONS LISTED	3	910	1952571
FOUR PERSONS LISTED	4	669	1511314
SINGLE PERSON HOUSEHOLD	8 M	3284	2504827
NOT APPLICABLE	0 M	44	75545

WEIGHT VARIABLE: FWGHTSOURCE:

General Social Survey, 1990, Question F3A, Page 11

COVERAGE:

All respondents

COMMENTS:

This is a derived variable. See notes in documentation.

DETAILED DESCRIPTION OF VARIABLES

F3RESP

PERSONS RESPONSIBLE FOR MEAL PREPARATION

Field: 260 Position: 363-364 Format: 12 Zero-filled

<u>CONTENT</u>	<u>CODE</u>	<u>SAMPLE</u>	<u>POPULATION</u>
SINGLE PERSON HOUSEHOLD	0	3284	2504827
NO ONE IN HOUSEHOLD	1	44	75545
SOMEONE OUTSIDE THE HOUSEHOLD	3	5	1955
RESPONDENT	4	4459	7141665
RESPONDENT'S SPOUSE	5	3028	5306886
RESPONDENT'S CHILD	6	79	110479
RESPONDENT'S MOTHER	7	1067	2524600
RESPONDENT'S FATHER	8	98	232887
RESPONDENT'S BROTHER/SISTER	9	123	252969
OTHER RELATIVE OF RESPONDENT	10	5	14231
OTHER - NOT RELATED	11	65	127385
MISSING PAGE-LINE	12	2	4256
RESPONDENT AND SPOUSE	13	726	1249462
RESPONDENT AND CHILD	14	30	44427
RESPONDENT AND MOTHER	15	34	60351
RESPONDENT AND FATHER	16	13	17100
RESPONDENT AND BROTHER/SISTER	17	57	100469
RESPONDENT & OTHER NOT RELATED	19	109	193198
TWO OTHER THAN RESPONDENT	21	54	132570
THREE INCLUDING RESPONDENT	22	97	203850
THREE NOT INCLUDING RESPONDENT	23	0	0
FOUR INCLUDING RESPONDENT	24	42	110516
FOUR NOT INCLUDING RESPONDENT	25	3	17292
UNKNOWN - NO ONE IN PART C	90 M	71	98643
UNKNOWN - PERSON NOT ON 5-1	91 M	0	0

WEIGHT VARIABLE: FWGHTSOURCE:

General Social Survey, 1990, Question F3C, Page 11

COVERAGE:

All respondents

COMMENTS:

This is a derived variable. See notes in documentation.

DETAILED DESCRIPTION OF VARIABLES**F3HELP****WHO HELPED WITH MEAL PREPARATION**

Field: 261 Position: 365-366 Format: 12 Zero-filled

<u>CONTENT</u>	<u>CODE</u>	<u>SAMPLE</u>	<u>POPULATION</u>
SINGLE PERSON HOUSEHOLD	0	3284	2504827
RESPONDENT ONLY	1	2139	3340181
SPOUSE ONLY	2	1191	2035655
MOTHER ONLY	3	303	760401
FATHER ONLY	4	19	44379
CHILDREN ONLY	5	33	58486
OTHER PERSON ONLY	6	77	153506
RESPONDENT AND SPOUSE	7	3569	5751344
RESPONDENT AND MOTHER	8	273	550471
RESPONDENT AND FATHER	9	27	37674
RESPONDENT/MOTHER/FATHER	10	143	318902
RESPONDENT AND CHILDREN	11	431	686931
RESPONDENT AND OTHER PERSON	12	433	811976
SPOUSE AND CHILDREN	13	145	347118
SPOUSE AND OTHER	14	30	78213
RESPONDENT/MOTHER/FATHER/OTHER	15	166	408388
RESPONDENT/MOTHER/OTHER	16	134	331980
MOTHER/OTHER	17	99	236696
MOTHER AND FATHER	18	123	285081
RESPONDENT/SPOUSE/CHILDREN	19	640	1268595
OTHER COMBINATIONS	20	192	439212
NO ONE IN HOUSEHOLD	97 M	44	75545
NOT STATED	99 M	0	0

WEIGHT VARIABLE: FWGHTSOURCE:

General Social Survey, 1990, Question F3, Page 11

COVERAGE:

All respondents

COMMENTS:

This is a derived variable. See notes in documentation.

DETAILED DESCRIPTION OF VARIABLES**F3WORK01 AMOUNT OF MEAL PREPARATION DONE BY RESPONDENT**

Field: 262 Position: 367 Format: 11

<u>CONTENT</u>	<u>CODE</u>	<u>SAMPLE</u>	<u>POPULATION</u>
NO WORK DONE BY THIS PERSON	0	2136	4220579
LESS THAN 1/4	1	1325	2537048
LESS THAN 1/2	2	1264	2387191
1/2 OR MORE	3	3339	5520419
ALL	4	2138	3338543
SINGLE PERSON HOUSEHOLD	8 M	3284	2504827
PERSON LISTED - AMOUNT MISSING	9 M	9	16956

WEIGHT VARIABLE: FWGHTSOURCE:

General Social Survey, 1990, Question F3B, Page 11

COVERAGE:

F3HELP > 0

COMMENTS:

This is a derived variable. See comments in F3STATUS.

F3WORK02 AMOUNT OF MEAL PREPARATION DONE BY SPOUSE

Field: 263 Position: 368 Format: 11

<u>CONTENT</u>	<u>CODE</u>	<u>SAMPLE</u>	<u>POPULATION</u>
NO WORK DONE BY THIS PERSON	0	1876	3164679
LESS THAN 1/4	1	847	1376017
LESS THAN 1/2	2	870	1458257
1/2 OR MORE	3	2728	4774852
ALL	4	1190	2032793
NOT APPLICABLE	8 M	5972	7694078
PERSON LISTED - AMOUNT MISSING	9 M	12	24886

WEIGHT VARIABLE: FWGHTSOURCE:

General Social Survey, 1990, Question F3B, Page 11

COVERAGE:

F3HELP > 0

COMMENTS:

This is a derived variable. See notes in documentation.

DETAILED DESCRIPTION OF VARIABLES**F3WORK03 AMOUNT OF MEAL PREPARATION DONE BY RESP. MOTHER**

Field: 264 Position: 369 Format: I1

<u>CONTENT</u>	<u>CODE</u>	<u>SAMPLE</u>	<u>POPULATION</u>
NO WORK DONE BY THIS PERSON	0	97	238556
LESS THAN 1/4	1	74	206426
LESS THAN 1/2	2	142	342335
1/2 OR MORE	3	771	1728312
ALL	4	303	760401
NOT APPLICABLE	8 M	12106	17244165
PERSON LISTED - AMOUNT MISSING	9 M	2	5365

WEIGHT VARIABLE: FWGHTSOURCE:

General Social Survey, 1990, Question F38, Page 11

COVERAGE:

F3HELP >0

COMMENTS:

This is a derived variable. See notes in documentation.

F3WORK04 AMOUNT OF MEAL PREPARATION DONE BY RESP. FATHER

Field: 265 Position: 370 Format: I1

<u>CONTENT</u>	<u>CODE</u>	<u>SAMPLE</u>	<u>POPULATION</u>
NO WORK DONE BY THIS PERSON	0	548	1409846
LESS THAN 1/4	1	244	576817
LESS THAN 1/2	2	170	403503
1/2 OR MORE	3	110	246011
ALL	4	18	42985
NOT APPLICABLE	8 M	12403	17843442
PERSON LISTED - AMOUNT MISSING	9 M	2	2957

WEIGHT VARIABLE: FWGHTSOURCE:

General Social Survey, 1990, Question F38, Page 11

COVERAGE:

F3HELP >0

COMMENTS:

This is a derived variable. See notes in documentation.

DETAILED DESCRIPTION OF VARIABLES**F3WORK05 AMOUNT OF MEAL PREPARATION DONE BY RESP. CHILD A**

Field: 266 Position: 371 Format: 11

<u>CONTENT</u>	<u>CODE</u>	<u>SAMPLE</u>	<u>POPULATION</u>
NO WORK DONE BY THIS PERSON	0	3590	6153184
LESS THAN 1/4	1	921	1800748
LESS THAN 1/2	2	223	429124
1/2 OR MORE	3	113	176721
ALL	4	29	40966
NOT APPLICABLE	8 M	8613	11911135
PERSON LISTED - AMOUNT MISSING	9 M	6	13683

WEIGHT VARIABLE: FWGHTSOURCE:

General Social Survey, 1990, Question F38, Page 11

COVERAGE:

F3HELP >0

COMMENTS:

This is a derived variable. See notes in documentation.

F3WORK06 AMOUNT OF MEAL PREPARATION DONE BY RESP. CHILD B

Field: 267 Position: 372 Format: 11

<u>CONTENT</u>	<u>CODE</u>	<u>SAMPLE</u>	<u>POPULATION</u>
NO WORK DONE BY THIS PERSON	0	2348	4178933
LESS THAN 1/4	1	448	902040
LESS THAN 1/2	2	53	125934
1/2 OR MORE	3	4	6253
ALL	4	0	0
NOT APPLICABLE	8 M	10642	15312401
PERSON LISTED - AMOUNT MISSING	9 M	0	0

WEIGHT VARIABLE: FWGHTSOURCE:

General Social Survey, 1990, Question F38, Page 11

COVERAGE:

F3HELP >0

COMMENTS:

This is a derived variable. See notes in documentation.

DETAILED DESCRIPTION OF VARIABLES**F3WORK09 AMOUNT OF MEAL PREPARATION DONE BY OTHER PERSON A**

Field: 268 Position: 373 Format: I1

<u>CONTENT</u>	<u>CODE</u>	<u>SAMPLE</u>	<u>POPULATION</u>
NO WORK DONE BY THIS PERSON	0	892	2081925
LESS THAN 1/4	1	421	1011528
LESS THAN 1/2	2	279	626144
1/2 OR MORE	3	309	585328
ALL	4	61	117150
NOT APPLICABLE	8 M	11531	16100563
PERSON LISTED - AMOUNT MISSING	9 M	2	2923

WEIGHT VARIABLE: FWGHTSOURCE:

General Social Survey, 1990, Question F38, Page 11

COVERAGE:

F3HELP >0

COMMENTS:

This is a derived variable. See notes in documentation.

F3WORK10 AMOUNT OF MEAL PREPARATION DONE BY OTHER PERSON B

Field: 269 Position: 374 Format: I1

<u>CONTENT</u>	<u>CODE</u>	<u>SAMPLE</u>	<u>POPULATION</u>
NO WORK DONE BY THIS PERSON	0	550	1387007
LESS THAN 1/4	1	86	233742
LESS THAN 1/2	2	95	233450
1/2 OR MORE	3	16	37569
ALL	4	0	0
NOT APPLICABLE	8 M	12746	18630146
PERSON LISTED - AMOUNT MISSING	9 M	2	3647

WEIGHT VARIABLE: FWGHTSOURCE:

General Social Survey, 1990, Question F38, Page 11

COVERAGE:

F3HELP >0

COMMENTS:

This is a derived variable. See notes in documentation.

DETAILED DESCRIPTION OF VARIABLES**F4STATUS STATUS OF QUESTION F4**

Field: 270 Position: 375 Format: 11

<u>CONTENT</u>	<u>CODE</u>	<u>SAMPLE</u>	<u>POPULATION</u>
NOT SPH - NO ONE IN HOUSEHOLD	1	49	82180
NOT SPH - ALL F4 BLANK	2	0	0
NOT SPH - AT LEAST ONE UNKNOWN	3	97	176033
NOT SPH - NO UNKNOWN	4	10065	17762521
SINGLE PERSON HOUSEHOLD	0 M	3284	2504827

WEIGHT VARIABLE: FWGHTSOURCE:

General Social Survey, 1990, Question F4, Page 11

COVERAGE:

All respondents

COMMENTS:

This is a derived variable that provides information useful in interpreting the F4 set of questions. SPH = single person household or a single person living with a child or children who are all less than 5 years old. Code 4 identifies the number of cases with no missing data.

F4NUM NUMBER OF PERSONS LISTED IN F4

Field: 271 Position: 376 Format: 11

<u>CONTENT</u>	<u>CODE</u>	<u>SAMPLE</u>	<u>POPULATION</u>
ONE PERSON LISTED	1	2863	4850531
TWO PERSONS LISTED	2	5138	8539332
THREE PERSONS LISTED	3	1118	2238335
FOUR PERSONS LISTED	4	1043	2310356
SINGLE PERSON HOUSEHOLD	8 M	3284	2504827
NOT APPLICABLE	0 M	49	82180

WEIGHT VARIABLE: FWGHTSOURCE:

General Social Survey, 1990, Question F4A, Page 11

COVERAGE:

All respondents

COMMENTS:

This is a derived variable. See notes in documentation.

DETAILED DESCRIPTION OF VARIABLES

F4RESP

PERSONS RESPONSIBLE FOR MEAL CLEANUP

Field: 272 Position: 377-378 Format: I2 Zero-filled

<u>CONTENT</u>	<u>CODE</u>	<u>SAMPLE</u>	<u>POPULATION</u>
SINGLE PERSON HOUSEHOLD	0 M	3284	2504827
NO ONE IN HOUSEHOLD	1	49	82180
SOMEONE OUTSIDE THE HOUSEHOLD	3	5	6943
RESPONDENT	4	4302	6862226
RESPONDENT'S SPOUSE	5	2647	4587173
RESPONDENT'S CHILD	6	203	363777
RESPONDENT'S MOTHER	7	791	1880950
RESPONDENT'S FATHER	8	99	232118
RESPONDENT'S BROTHER/SISTER	9	132	273767
OTHER RELATIVE OF RESPONDENT	10	3	12088
OTHER - NOT RELATED	11	71	138174
MISSING PAGE-LINE	12	0	0
RESPONDENT AND SPOUSE	13	1068	1875610
RESPONDENT AND CHILD	14	57	96815
RESPONDENT AND MOTHER	15	66	151580
RESPONDENT AND FATHER	16	20	35919
RESPONDENT AND BROTHER/SISTER	17	111	223506
RESPONDENT & OTHER NOT RELATED	19	121	211868
TWO OTHER THAN RESPONDENT	21	110	219491
THREE INCLUDING RESPONDENT	22	143	308783
THREE NOT INCLUDING RESPONDENT	23	18	42170
FOUR INCLUDING RESPONDENT	24	101	259722
FOUR NOT INCLUDING RESPONDENT	25	15	56128
UNKNOWN - NO ONE IN PART C	90 M	79	99745
UNKNOWN - PERSON NOT ON 5-1	91 M	0	0

WEIGHT VARIABLE: FWGHTSOURCE:

General Social Survey, 1990, Question F4C, Page 11

COVERAGE:

All respondents

COMMENTS:

This is a derived variable. See notes in documentation.

DETAILED DESCRIPTION OF VARIABLES

F4HELP

WHO HELPED WITH MEAL CLEANUP

Field: 273 Position: 379-380 Format: 12 Zero-filled

<u>CONTENT</u>	<u>CODE</u>	<u>SAMPLE</u>	<u>POPULATION</u>
SINGLE PERSON HOUSEHOLD	0	3284	2504827
RESPONDENT ONLY	1	1745	2774303
SPOUSE ONLY	2	822	1393852
MOTHER ONLY	3	172	425264
FATHER ONLY	4	15	43259
CHILDREN ONLY	5	161	306919
OTHER PERSON ONLY	6	76	181359
RESPONDENT AND SPOUSE	7	3687	5883770
RESPONDENT AND MOTHER	8	269	541103
RESPONDENT AND FATHER	9	45	82639
RESPONDENT/MOTHER/FATHER	10	108	225352
RESPONDENT AND CHILDREN	11	642	993004
RESPONDENT AND OTHER PERSON	12	578	1146213
SPOUSE AND CHILDREN	13	228	477779
SPOUSE AND OTHER	14	27	65585
RESPONDENT/MOTHER/FATHER/OTHER	15	192	493877
RESPONDENT/MOTHER/OTHER	16	191	474013
MOTHER/OTHER	17	61	156878
MOTHER AND FATHER	18	54	122445
RESPONDENT/SPOUSE/CHILDREN	19	846	1595499
OTHER COMBINATIONS	20	243	555440
NO ONE IN HOUSEHOLD	97 M	49	82180
NOT STATED	99 M	0	0

WEIGHT VARIABLE: FWGHTSOURCE:

General Social Survey, 1990, Question F4, Page 11

COVERAGE:

All respondents

COMMENTS:

This is a derived variable. See notes in documentation.

DETAILED DESCRIPTION OF VARIABLES**F4WORK01 AMOUNT OF MEAL CLEANUP DONE BY RESPONDENT**

Field: 274 Position: 381 Format: 11

<u>CONTENT</u>	<u>CODE</u>	<u>SAMPLE</u>	<u>POPULATION</u>
NO WORK DONE BY THIS PERSON	0	1742	3409875
LESS THAN 1/4	1	1176	2243943
LESS THAN 1/2	2	1549	2964903
1/2 OR MORE	3	3976	6587768
ALL	4	1745	2774303
SINGLE PERSON HOUSEHOLD	8 M	3284	2504827
PERSON LISTED - AMOUNT MISSING	9 M	23	39943

WEIGHT VARIABLE: FWGHTSOURCE:

General Social Survey, 1990, Question F48, Page 11

COVERAGE:

F4HELP >0

COMMENTS:

This is a derived variable. See comments in F4STATUS.

F4WORK02 AMOUNT OF MEAL CLEANUP DONE BY SPOUSE

Field: 275 Position: 382 Format: 11

<u>CONTENT</u>	<u>CODE</u>	<u>SAMPLE</u>	<u>POPULATION</u>
NO WORK DONE BY THIS PERSON	0	1819	3156871
LESS THAN 1/4	1	782	1225122
LESS THAN 1/2	2	1021	1810355
1/2 OR MORE	3	3065	5217369
ALL	4	822	1393852
NOT APPLICABLE	8 M	5972	7694078
PERSON LISTED - AMOUNT MISSING	9 M	14	27915

WEIGHT VARIABLE: FWGHTSOURCE:

General Social Survey, 1990, Question F48, Page 11

COVERAGE:

F4HELP >0

COMMENTS:

This is a derived variable. See notes in documentation.

DETAILED DESCRIPTION OF VARIABLES**F4WORK03 AMOUNT OF MEAL CLEANUP DONE BY RESPONDENT'S MOTHER**

Field: 276 Position: 383 Format: 11

<u>CONTENT</u>	<u>CODE</u>	<u>SAMPLE</u>	<u>POPULATION</u>
NO WORK DONE BY THIS PERSON	0	298	719285
LESS THAN 1/4	1	111	281206
LESS THAN 1/2	2	216	540109
1/2 OR MORE	3	582	1285725
ALL	4	172	425264
NOT APPLICABLE	8 M	12106	17244165
PERSON LISTED - AMOUNT MISSING	9 M	10	29805

WEIGHT VARIABLE: FWGHTSOURCE:

General Social Survey, 1990, Question F48, Page 11

COVERAGE:

F4HELP >0

COMMENTS:

This is a derived variable. See notes in documentation.

F4WORK04 AMOUNT OF MEAL CLEANUP DONE BY RESPONDENT'S FATHER

Field: 277 Position: 384 Format: 11

<u>CONTENT</u>	<u>CODE</u>	<u>SAMPLE</u>	<u>POPULATION</u>
NO WORK DONE BY THIS PERSON	0	605	1532963
LESS THAN 1/4	1	203	498164
LESS THAN 1/2	2	157	365413
1/2 OR MORE	3	106	230120
ALL	4	15	43259
NOT APPLICABLE	8 M	12403	17843442
PERSON LISTED - AMOUNT MISSING	9 M	6	12199

WEIGHT VARIABLE: FWGHTSOURCE:

General Social Survey, 1990, Question F48, Page 11

COVERAGE:

F4HELP >0

COMMENTS:

This is a derived variable. See notes in documentation.

DETAILED DESCRIPTION OF VARIABLES**F4WORK05 AMOUNT OF MEAL CLEANUP DONE BY RESP.'S CHILD A**

Field: 278 Position: 385 Format: 11

<u>CONTENT</u>	<u>CODE</u>	<u>SAMPLE</u>	<u>POPULATION</u>
NO WORK DONE BY THIS PERSON	0	2932	5061974
LESS THAN 1/4	1	1132	2006283
LESS THAN 1/2	2	484	966003
1/2 OR MORE	3	266	456801
ALL	4	54	90141
NOT APPLICABLE	8 M	8613	11911135
PERSON LISTED - AMOUNT MISSING	9 M	14	33224

WEIGHT VARIABLE: FWGHTSOURCE:

General Social Survey, 1990, Question F4B, Page 11

COVERAGE:

F4HELP >0

COMMENTS:

This is a derived variable. See notes in documentation.

F4WORK06 AMOUNT OF MEAL CLEANUP DONE BY RESP.'S CHILD B

Field: 279 Position: 386 Format: 11

<u>CONTENT</u>	<u>CODE</u>	<u>SAMPLE</u>	<u>POPULATION</u>
NO WORK DONE BY THIS PERSON	0	1858	3318607
LESS THAN 1/4	1	701	1322894
LESS THAN 1/2	2	235	471574
1/2 OR MORE	3	57	96228
ALL	4	0	0
NOT APPLICABLE	8 M	10642	15312401
PERSON LISTED - AMOUNT MISSING	9 M	2	3856

WEIGHT VARIABLE: FWGHTSOURCE:

General Social Survey, 1990, Question F4B, Page 11

COVERAGE:

F4HELP >0

COMMENTS:

This is a derived variable. See notes in documentation.

DETAILED DESCRIPTION OF VARIABLES**F4WORK09 AMOUNT OF MEAL CLEANUP DONE BY OTHER PERSON A**

Field: 280 Position: 387 Format: 11

<u>CONTENT</u>	<u>CODE</u>	<u>SAMPLE</u>	<u>POPULATION</u>
NO WORK DONE BY THIS PERSON	0	650	1449698
LESS THAN 1/4	1	434	1045471
LESS THAN 1/2	2	430	1052246
1/2 OR MORE	3	391	743602
ALL	4	55	123712
NOT APPLICABLE	8 M	11531	16100563
PERSON LISTED - AMOUNT MISSING	9 M	4	10269

WEIGHT VARIABLE: FWGHTSOURCE:

General Social Survey, 1990, Question F4B, Page 11

COVERAGE:

F4HELP >0

COMMENTS:

This is a derived variable. See notes in documentation.

F4WORK10 AMOUNT OF MEAL CLEANUP DONE BY OTHER PERSON B

Field: 281 Position: 388 Format: 11

<u>CONTENT</u>	<u>CODE</u>	<u>SAMPLE</u>	<u>POPULATION</u>
NO WORK DONE BY THIS PERSON	0	459	1128974
LESS THAN 1/4	1	120	322638
LESS THAN 1/2	2	146	374563
1/2 OR MORE	3	19	54901
ALL	4	0	0
NOT APPLICABLE	8 M	12746	18630146
PERSON LISTED - AMOUNT MISSING	9 M	5	14338

WEIGHT VARIABLE: FWGHTSOURCE:

General Social Survey, 1990, Question F4B, Page 11

COVERAGE:

F4HELP >0

COMMENTS:

This is a derived variable. See notes in documentation.

DETAILED DESCRIPTION OF VARIABLES**F5STATUS STATUS OF QUESTION F5**

Field: 282 Position: 389 Format: I1

<u>CONTENT</u>	<u>CODE</u>	<u>SAMPLE</u>	<u>POPULATION</u>
NOT SPH - NO ONE IN HOUSEHOLD	1	116	174840
NOT SPH - ALL F5 BLANK	2	0	0
NOT SPH - AT LEAST ONE UNKNOWN	3	73	119351
NOT SPH - NO UNKNOWN	4	10022	17726544
SINGL PERSON HOUSEHOLD	0 M	3284	2504827

WEIGHT VARIABLE: FWGHTSOURCE:

General Social Survey, 1990, Question F5, Page 11

COVERAGE:

All respondents

COMMENTS:

This is a derived variable that provides information useful in interpreting the F5 set of questions. SPH = single person household or a single person living with a child or children who are all less than 5 years old. Code 4 identifies the number of cases with no missing data.

F5NUM NUMBER OF PERSONS LISTED IN F5

Field: 283 Position: 390 Format: I1

<u>CONTENT</u>	<u>CODE</u>	<u>SAMPLE</u>	<u>POPULATION</u>
ONE PERSON LISTED	1	4098	6727427
TWO PERSONS LISTED	2	4354	7457101
THREE PERSONS LISTED	3	882	1934717
FOUR PERSONS LISTED	4	761	1726649
SINGLE PERSON HOUSEHOLD	8 M	3284	2504827
NOT APPLICABLE	0 M	116	174840

WEIGHT VARIABLE: FWGHTSOURCE:

General Social Survey, 1990, Question F5A, Page 11

COVERAGE:

All respondents

COMMENTS:

This is a derived variable. See notes in documentation.

DETAILED DESCRIPTION OF VARIABLES

F5RESP

PERSONS RESPONSIBLE FOR CLEANING AND LAUNDRY

Field: 284 Position: 391-392 Format: 12 Zero-filled

<u>CONTENT</u>	<u>CODE</u>	<u>SAMPLE</u>	<u>POPULATION</u>
SINGLE PERSON HOUSEHOLD	0 M	3284	2504827
NO ONE IN HOUSEHOLD	1	116	174840
SOMEONE OUTSIDE THE HOUSEHOLD	3	22	31683
RESPONDENT	4	4276	6774444
RESPONDENT'S SPOUSE	5	2910	5077748
RESPONDENT'S CHILD	6	103	176656
RESPONDENT'S MOTHER	7	987	2309828
RESPONDENT'S FATHER	8	51	127851
RESPONDENT'S BROTHER/SISTER	9	119	246965
OTHER RELATIVE OF RESPONDENT	10	2	6407
OTHER - NOT RELATED	11	61	132743
MISSING PAGE-LINE	12	0	0
RESPONDENT AND SPOUSE	13	832	1455953
RESPONDENT AND CHILD	14	61	117060
RESPONDENT AND MOTHER	15	65	149269
RESPONDENT AND FATHER	16	14	19270
RESPONDENT AND BROTHER/SISTER	17	78	139636
RESPONDENT & OTHER NOT RELATED	19	142	245520
TWO OTHER THAN RESPONDENT	21	55	125088
THREE INCLUDING RESPONDENT	22	117	257792
THREE NOT INCLUDING RESPONDENT	23	4	12233
FOUR INCLUDING RESPONDENT	24	95	277557
FOUR NOT INCLUDING RESPONDENT	25	8	31573
UNKNOWN - NO ONE IN PART C	90 M	92	126671
UNKNOWN - PERSON NOT ON 5-1	91 M	1	3946

WEIGHT VARIABLE: FWGHTSOURCE:

General Social Survey, 1990, Question F5C, Page 11

COVERAGE:

All respondents

COMMENTS:

This is a derived variable. See notes in documentation.

DETAILED DESCRIPTION OF VARIABLES

F5HELP

WHO HELPED WITH CLEANING AND LAUNDRY

Field: 285 Position: 393-394 Format: I2 Zero-filled

<u>CONTENT</u>	<u>CODE</u>	<u>SAMPLE</u>	<u>POPULATION</u>
SINGLE PERSON HOUSEHOLD	0	3284	2504827
RESPONDENT ONLY	1	2264	3425322
SPOUSE ONLY	2	1400	2337925
MOTHER ONLY	3	327	773125
FATHER ONLY	4	11	26528
CHILDREN ONLY	5	54	98238
OTHER PERSON ONLY	6	67	135899
RESPONDENT AND SPOUSE	7	2976	4855781
RESPONDENT AND MOTHER	8	322	664911
RESPONDENT AND FATHER	9	31	56561
RESPONDENT/MOTHER/FATHER	10	70	163442
RESPONDENT AND CHILDREN	11	574	945447
RESPONDENT AND OTHER PERSON	12	513	981443
SPOUSE AND CHILDREN	13	219	509420
SPOUSE AND OTHER	14	31	72720
RESPONDENT/MOTHER/FATHER/OTHER	15	119	299471
RESPONDENT/MOTHER/OTHER	16	224	547665
MOTHER/OTHER	17	87	222359
MOTHER AND FATHER	18	44	109185
RESPONDENT/SPOUSE/CHILDREN	19	582	1186875
OTHER COMBINATIONS	20	180	433578
NO ONE IN HOUSEHOLD	97 M	116	174840
NOT STATED	99 M	0	0

WEIGHT VARIABLE: FWGHTSOURCE:

General Social Survey, 1990, Question F5, Page 11

COVERAGE:

All respondents

COMMENTS:

This is a derived variable. See notes in documentation.

DETAILED DESCRIPTION OF VARIABLES**F5WORK01 AMOUNT OF CLEANING & LAUNDRY DONE BY RESPONDENT**

Field: 286 Position: 395 Format: I1

<u>CONTENT</u>	<u>CODE</u>	<u>SAMPLE</u>	<u>POPULATION</u>
NO WORK DONE BY THIS PERSON	0	2424	4589365
LESS THAN 1/4	1	1043	2080073
LESS THAN 1/2	2	1194	2358015
1/2 OR MORE	3	3280	5556772
ALL	4	2263	3423644
SINGLE PERSON HOUSEHOLD	8 M	3284	2504827
PERSON LISTED - AMOUNT MISSING	9 M	7	12865

WEIGHT VARIABLE: FWGHTSOURCE:

General Social Survey, 1990, Question F5B, Page 11

COVERAGE:

F5HELP >0

COMMENTS:

This is a derived variable. See comments in F5STATUS.

F5WORK02 AMOUNT OF CLEANING & LAUNDRY DONE BY SPOUSE

Field: 287 Position: 396 Format: I1

<u>CONTENT</u>	<u>CODE</u>	<u>SAMPLE</u>	<u>POPULATION</u>
NO WORK DONE BY THIS PERSON	0	2250	3669813
LESS THAN 1/4	1	645	1120526
LESS THAN 1/2	2	781	1384628
1/2 OR MORE	3	2432	4286621
ALL	4	1400	2337925
NOT APPLICABLE	8 M	5972	7694078
PERSON LISTED - AMOUNT MISSING	9 M	15	31971

WEIGHT VARIABLE: FWGHTSOURCE:

General Social Survey, 1990, Question F5B, Page 11

COVERAGE:

F5HELP >0

COMMENTS:

This is a derived variable. See notes in documentation.

DETAILED DESCRIPTION OF VARIABLES**F5WORK03 AMOUNT OF CLEANING & LAUNDRY DONE BY RESP'S MOTHER**

Field: 288 Position: 397 Format: I1

<u>CONTENT</u>	<u>CODE</u>	<u>SAMPLE</u>	<u>POPULATION</u>
NO WORK DONE BY THIS PERSON	0	163	401211
LESS THAN 1/4	1	49	133184
LESS THAN 1/2	2	153	381463
1/2 OR MORE	3	695	1586595
ALL	4	327	773125
NOT APPLICABLE	8 M	12106	17244165
PERSON LISTED - AMOUNT MISSING	9 M	2	5817

WEIGHT VARIABLE: FWGHTSOURCE:

General Social Survey, 1990, Question F5B, Page 11

COVERAGE:

F5HELP >0

COMMENTS:

This is a derived variable. See notes in documentation.

F5WORK04 AMOUNT OF CLEANING & LAUNDRY DONE BY RESP'S FATHER

Field: 289 Position: 398 Format: I1

<u>CONTENT</u>	<u>CODE</u>	<u>SAMPLE</u>	<u>POPULATION</u>
NO WORK DONE BY THIS PERSON	0	769	1903960
LESS THAN 1/4	1	135	334587
LESS THAN 1/2	2	106	240073
1/2 OR MORE	3	67	165116
ALL	4	11	26528
NOT APPLICABLE	8 M	12403	17843442
PERSON LISTED - AMOUNT MISSING	9 M	4	11855

WEIGHT VARIABLE: FWGHTSOURCE:

General Social Survey, 1990, Question F5B, Page 11

COVERAGE:

F5HELP >0

COMMENTS:

This is a derived variable. See notes in documentation.

DETAILED DESCRIPTION OF VARIABLES**F5WORK05 AMOUNT OF CLEAN. & LAUNDRY DONE BY RESP.'S CHILD A**

Field: 290 Position: 399 Format: I1

<u>CONTENT</u>	<u>CODE</u>	<u>SAMPLE</u>	<u>POPULATION</u>
NO WORK DONE BY THIS PERSON	0	3403	5738023
LESS THAN 1/4	1	941	1820012
LESS THAN 1/2	2	311	625844
1/2 OR MORE	3	175	350587
ALL	4	45	66651
NOT APPLICABLE	8 M	8613	11911135
PERSON LISTED - AMOUNT MISSING	9 M	7	13309

WEIGHT VARIABLE: FWGHTSOURCE:

General Social Survey, 1990, Question F5B, Page 11

COVERAGE:

F5HELP >0

COMMENTS:

This is a derived variable. See notes in documentation.

F5WORK06 AMOUNT OF CLEAN. & LAUNDRY DONE BY RESP.'S CHILD B

Field: 291 Position: 400 Format: I1

<u>CONTENT</u>	<u>CODE</u>	<u>SAMPLE</u>	<u>POPULATION</u>
NO WORK DONE BY THIS PERSON	0	2186	3852584
LESS THAN 1/4	1	553	1110760
LESS THAN 1/2	2	104	227560
1/2 OR MORE	3	7	18320
ALL	4	0	0
NOT APPLICABLE	8 M	10642	15312401
PERSON LISTED - AMOUNT MISSING	9 M	3	3936

WEIGHT VARIABLE: FWGHTSOURCE:

General Social Survey, 1990, Question F5B, Page 11

COVERAGE:

F5HELP >0

COMMENTS:

This is a derived variable. See notes in documentation.

DETAILED DESCRIPTION OF VARIABLES**F5WORK09 AMOUNT OF CLEANING & LAUNDRY DONE BY OTHER PERS. A**

Field: 292 Position: 401 Format: I1

<u>CONTENT</u>	<u>CODE</u>	<u>SAMPLE</u>	<u>POPULATION</u>
NO WORK DONE BY THIS PERSON	0	798	1824720
LESS THAN 1/4	1	404	978907
LESS THAN 1/2	2	343	809009
1/2 OR MORE	3	362	695656
ALL	4	52	99554
NOT APPLICABLE	8 M	11531	16100563
PERSON LISTED - AMOUNT MISSING	9 M	5	17150

WEIGHT VARIABLE: FWGHTSOURCE:

General Social Survey, 1990, Question F5B, Page 11

COVERAGE:

FSHELP >0

COMMENTS:

This is a derived variable. See notes in documentation.

F5WORK10 AMOUNT OF CLEANING & LAUNDRY DONE BY OTHER PERS. B

Field: 293 Position: 402 Format: I1

<u>CONTENT</u>	<u>CODE</u>	<u>SAMPLE</u>	<u>POPULATION</u>
NO WORK DONE BY THIS PERSON	0	488	1209883
LESS THAN 1/4	1	128	348770
LESS THAN 1/2	2	121	311046
1/2 OR MORE	3	9	18277
ALL	4	0	0
NOT APPLICABLE	8 M	12746	18630146
PERSON LISTED - AMOUNT MISSING	9 M	3	7438

WEIGHT VARIABLE: FWGHTSOURCE:

General Social Survey, 1990, Question F5B, Page 11

COVERAGE:

FSHELP >0

COMMENTS:

This is a derived variable. See notes in documentation.

DETAILED DESCRIPTION OF VARIABLES**F6STATUS STATUS OF QUESTION F6**

Field: 294 Position: 403 Format: 11

<u>CONTENT</u>	<u>CODE</u>	<u>SAMPLE</u>	<u>POPULATION</u>
NOT SPH - NO ONE IN HOUSEHOLD	1	1570	2661906
NOT SPH - ALL F6 BLANK	2	0	0
NOT SPH - AT LEAST ONE UNKNOWN	3	76	123110
NOT SPH - NO UNKNOWNNS	4	8565	15235718
SINGLE PERSON HOUSEHOLD	0 M	3284	2504827

WEIGHT VARIABLE: FWGHTSOURCE:

General Social Survey, 1990, Question F6, Page 11

COVERAGE:

All respondents

COMMENTS:

This is a derived variable that provides information useful in interpreting the F6 set of questions. SPH = single person household or a single person living with a child or children who are all less than 5 years old. Code 4 identifies the number of cases with no missing data.

F6NUM NUMBER OF PERSONS LISTED IN F6

Field: 295 Position: 404 Format: 11

<u>CONTENT</u>	<u>CODE</u>	<u>SAMPLE</u>	<u>POPULATION</u>
ONE PERSON LISTED	1	4562	7561896
TWO PERSONS LISTED	2	3030	5490329
THREE PERSONS LISTED	3	600	1315589
FOUR PERSONS LISTED	4	449	991014
SINGLE PERSON HOUSEHOLD	8 M	3284	2504827
NOT APPLICABLE	0 M	1570	2661906

WEIGHT VARIABLE: FWGHTSOURCE:

General Social Survey, 1990, Question F6A, Page 11

COVERAGE:

All respondents

COMMENTS:

This is a derived variable. See notes in documentation.

DETAILED DESCRIPTION OF VARIABLES

F6RESP

PERSONS RESPONSIBLE FOR OUTSIDE MAINTENANCE

Field: 296 Position: 405-406 Format: 12 Zero-filled

<u>CONTENT</u>	<u>CODE</u>	<u>SAMPLE</u>	<u>POPULATION</u>
SINGLE PERSON HOUSEHOLD	0 M	3284	2504827
NO ONE IN HOUSEHOLD	1	1570	2661906
SOMEONE OUTSIDE THE HOUSEHOLD	3	115	134332
RESPONDENT	4	3668	6408979
RESPONDENT'S SPOUSE	5	2891	4676555
RESPONDENT'S CHILD	6	175	278963
RESPONDENT'S MOTHER	7	92	196861
RESPONDENT'S FATHER	8	769	1824481
RESPONDENT'S BROTHER/SISTER	9	153	326250
OTHER RELATIVE OF RESPONDENT	10	3	13938
OTHER - NOT RELATED	11	66	139465
MISSING PAGE-LINE	12	0	0
RESPONDENT AND SPOUSE	13	346	579141
RESPONDENT AND CHILD	14	30	63008
RESPONDENT AND MOTHER	15	9	12551
RESPONDENT AND FATHER	16	34	80619
RESPONDENT AND BROTHER/SISTER	17	36	76016
RESPONDENT & OTHER NOT RELATED	19	37	72554
TWO OTHER THAN RESPONDENT	21	53	145672
THREE INCLUDING RESPONDENT	22	32	82986
THREE NOT INCLUDING RESPONDENT	23	5	13531
FOUR INCLUDING RESPONDENT	24	22	60392
FOUR NOT INCLUDING RESPONDENT	25	2	7413
UNKNOWN - NO ONE IN PART C	90 M	103	165120
UNKNOWN - PERSON NOT ON 5-1	91 M	0	0

WEIGHT VARIABLE: FWGHTSOURCE:

General Social Survey, 1990, Question F6C, Page 11

COVERAGE:

All respondents

COMMENTS:

This is a derived variable. See notes in documentation.

DETAILED DESCRIPTION OF VARIABLES

F6HELP

WHO HELPED WITH OUTSIDE MAINTENANCE

Field: 297 Position: 407-408 Format: 12 Zero-filled

<u>CONTENT</u>	<u>CODE</u>	<u>SAMPLE</u>	<u>POPULATION</u>
SINGLE PERSON HOUSEHOLD	0	3284	2504827
RESPONDENT ONLY	1	2406	4012269
SPOUSE ONLY	2	1715	2671673
MOTHER ONLY	3	28	62936
FATHER ONLY	4	190	439849
CHILDREN ONLY	5	143	252032
OTHER PERSON ONLY	6	129	267435
RESPONDENT AND SPOUSE	7	1869	3019125
RESPONDENT AND MOTHER	8	55	87876
RESPONDENT AND FATHER	9	278	647826
RESPONDENT/MOTHER/FATHER	10	48	103722
RESPONDENT AND CHILDREN	11	376	745771
RESPONDENT AND OTHER PERSON	12	231	508739
SPOUSE AND CHILDREN	13	268	540578
SPOUSE AND OTHER	14	24	54676
RESPONDENT/MOTHER/FATHER/OTHER	15	77	192843
RESPONDENT/MOTHER/OTHER	16	34	82918
MOTHER/OTHER	17	17	32953
MOTHER AND FATHER	18	53	135226
RESPONDENT/SPOUSE/CHILDREN	19	349	686856
OTHER COMBINATIONS	20	351	813525
NO ONE IN HOUSEHOLD	97 M	1570	2661906
NOT STATED	99 M	0	0

WEIGHT VARIABLE: FWGHTSOURCE:

General Social Survey, 1990, Question F6, Page 11

COVERAGE:

All respondents

COMMENTS:

This is a derived variable. See notes in documentation.

DETAILED DESCRIPTION OF VARIABLES**F6WORK01 AMOUNT OF OUTSIDE MAINTENANCE DONE BY RESPONDENT**

Field: 298 Position: 409 Format: 11

<u>CONTENT</u>	<u>CODE</u>	<u>SAMPLE</u>	<u>POPULATION</u>
NO WORK DONE BY THIS PERSON	0	4309	7494186
LESS THAN 1/4	1	795	1503356
LESS THAN 1/2	2	755	1435436
1/2 OR MORE	3	1940	3563096
ALL	4	2406	4012269
SINGLE PERSON HOUSEHOLD	8 M	3284	2504827
PERSON LISTED - AMOUNT MISSING	9 M	6	12391

WEIGHT VARIABLE: FWGHTSOURCE:

General Social Survey, 1990, Question F6B, Page 11

COVERAGE:

F6HELP >0

COMMENTS:

This is a derived variable. See comments in F6STATUS.

F6WORK02 AMOUNT OF OUTSIDE MAINTENANCE DONE BY SPOUSE

Field: 299 Position: 410 Format: 11

<u>CONTENT</u>	<u>CODE</u>	<u>SAMPLE</u>	<u>POPULATION</u>
NO WORK DONE BY THIS PERSON	0	3276	5796645
LESS THAN 1/4	1	500	897517
LESS THAN 1/2	2	426	789911
1/2 OR MORE	3	1601	2667637
ALL	4	1715	2671673
NOT APPLICABLE	8 M	5972	7694078
PERSON LISTED - AMOUNT MISSING	9 M	5	8099

WEIGHT VARIABLE: FWGHTSOURCE:

General Social Survey, 1990, Question F6B, Page 11

COVERAGE:

F6HELP >0

COMMENTS:

This is a derived variable. See notes in documentation.

DETAILED DESCRIPTION OF VARIABLES**F6WORK03 AMOUNT OF OUTSIDE MAINT. DONE BY RESP.'S MOTHER**

Field: 300 Position: 411 Format: 11

<u>CONTENT</u>	<u>CODE</u>	<u>SAMPLE</u>	<u>POPULATION</u>
NO WORK DONE BY THIS PERSON	0	1060	2525567
LESS THAN 1/4	1	112	293529
LESS THAN 1/2	2	110	234354
1/2 OR MORE	3	77	160379
ALL	4	28	62936
NOT APPLICABLE	8 M	12106	17244165
PERSON LISTED - AMOUNT MISSING	9 M	2	4631

WEIGHT VARIABLE: FWGHTSOURCE:

General Social Survey, 1990, Question F6B, Page 11

COVERAGE:

F6HELP >0

COMMENTS:

This is a derived variable. See notes in documentation.

F6WORK04 AMOUNT OF OUTSIDE MAINT. DONE BY RESP.'S FATHER

Field: 301 Position: 412 Format: 11

<u>CONTENT</u>	<u>CODE</u>	<u>SAMPLE</u>	<u>POPULATION</u>
NO WORK DONE BY THIS PERSON	0	186	513823
LESS THAN 1/4	1	53	125578
LESS THAN 1/2	2	109	278701
1/2 OR MORE	3	552	1317868
ALL	4	190	439849
NOT APPLICABLE	8 M	12403	17843442
PERSON LISTED - AMOUNT MISSING	9 M	2	6300

WEIGHT VARIABLE: FWGHTSOURCE:

General Social Survey, 1990, Question F6B, Page 11

COVERAGE:

F6HELP >0

COMMENTS:

This is a derived variable. See notes in documentation.

DETAILED DESCRIPTION OF VARIABLES**F6WORK05 AMOUNT OF OUTSIDE MAINT. DONE BY RESP.'S CHILD A**

Field: 302 Position: 413 Format: 11

<u>CONTENT</u>	<u>CODE</u>	<u>SAMPLE</u>	<u>POPULATION</u>
NO WORK DONE BY THIS PERSON	0	3719	6324193
LESS THAN 1/4	1	612	1238778
LESS THAN 1/2	2	259	529965
1/2 OR MORE	3	165	322637
ALL	4	121	181313
NOT APPLICABLE	8 M	8613	11911135
PERSON LISTED - AMOUNT MISSING	9 M	6	17539

WEIGHT VARIABLE: FWGHTSOURCE:

General Social Survey, 1990, Question F68, Page 11

COVERAGE:

F6HELP >0

COMMENTS:

This is a derived variable. See notes in documentation.

F6WORK06 AMOUNT OF OUTSIDE MAINT. DONE BY RESP.'S CHILD B

Field: 303 Position: 414 Format: 11

<u>CONTENT</u>	<u>CODE</u>	<u>SAMPLE</u>	<u>POPULATION</u>
NO WORK DONE BY THIS PERSON	0	2430	4306434
LESS THAN 1/4	1	315	647435
LESS THAN 1/2	2	92	208530
1/2 OR MORE	3	16	50761
ALL	4	0	0
NOT APPLICABLE	8 M	10642	15312401
PERSON LISTED - AMOUNT MISSING	9 M	0	0

WEIGHT VARIABLE: FWGHTSOURCE:

General Social Survey, 1990, Question F68, Page 11

COVERAGE:

F6HELP >0

COMMENTS:

This is a derived variable. See notes in documentation.

DETAILED DESCRIPTION OF VARIABLES**F6WORK09 AMOUNT OF OUTSIDE MAINT. DONE BY OTHER PERSON A**

Field: 304 Position: 415 Format: I1

<u>CONTENT</u>	<u>CODE</u>	<u>SAMPLE</u>	<u>POPULATION</u>
NO WORK DONE BY THIS PERSON	0	1165	2570369
LESS THAN 1/4	1	261	679164
LESS THAN 1/2	2	217	519373
1/2 OR MORE	3	219	462235
ALL	4	102	193857
NOT APPLICABLE	8 M	11531	16100563
PERSON LISTED - AMOUNT MISSING	9 M	0	0

WEIGHT VARIABLE: FWGHTSOURCE:

General Social Survey, 1990, Question F6B, Page 11

COVERAGE:

F6HELP >0

COMMENTS:

This is a derived variable. See notes in documentation.

F6WORK10 AMOUNT OF OUTSIDE MAINT. DONE BY OTHER PERSON B

Field: 305 Position: 416 Format: I1

<u>CONTENT</u>	<u>CODE</u>	<u>SAMPLE</u>	<u>POPULATION</u>
NO WORK DONE BY THIS PERSON	0	606	1498443
LESS THAN 1/4	1	69	189556
LESS THAN 1/2	2	60	170296
1/2 OR MORE	3	13	35604
ALL	4	0	0
NOT APPLICABLE	8 M	12746	18630146
PERSON LISTED - AMOUNT MISSING	9 M	1	1515

WEIGHT VARIABLE: FWGHTSOURCE:

General Social Survey, 1990, Question F6B, Page 11

COVERAGE:

F6HELP >0

COMMENTS:

This is a derived variable. See notes in documentation.

DETAILED DESCRIPTION OF VARIABLES

F8

UNPAID HOUSEWORK DONE OUTSIDE HOME BY RESPONDENT?

Field: 306 Position: 417 Format: I1

<u>CONTENT</u>	<u>CODE</u>	<u>SAMPLE</u>	<u>POPULATION</u>
YES	1	2462	3658342
NO	2	11011	16831643
NOT STATED	9 M	22	35576

WEIGHT VARIABLE: FWGHTSOURCE:

General Social Survey, 1990, Question F8, Page 12

COVERAGE:

All respondents

F9CNT

NUMBER OF CATEGORIES MARKED IN F9

Field: 307 Position: 418 Format: I1

<u>CONTENT</u>	<u>CODE</u>	<u>SAMPLE</u>	<u>POPULATION</u>
ONE CATEGORY	1	2084	3153606
TWO CATEGORIES	2	318	428239
THREE CATEGORIES	3	46	60859
FOUR CATEGORIES	4	11	13268
FIVE CATEGORIES	5	3	2370
SIX CATEGORIES	6	0	0
SEVEN CATEGORIES	7	0	0
NOT APPLICABLE	0 M	11033	16867219

WEIGHT VARIABLE: FWGHTSOURCE:

General Social Survey, 1990, Question F9, Page 12

COVERAGE:

Respondents who answered: F8=1

COMMENTS:

This is a derived variable.

DETAILED DESCRIPTION OF VARIABLES

F9FREQ

MAXIMUM FREQUENCY REPORTED IN F9

Field: 308 Position: 419 Format: 11

<u>CONTENT</u>	<u>CODE</u>	<u>SAMPLE</u>	<u>POPULATION</u>
AT LEAST ONCE A WEEK	1	519	703345
AT LEAST ONCE A MONTH	2	793	1206351
LESS THAN ONCE A MONTH	3	1129	1724459
NOT STATED	9 M	21	24187
NOT APPLICABLE	0 M	11033	16867219

WEIGHT VARIABLE: FWGHTSOURCE:

General Social Survey, 1990, Question F9, Page 12

COVERAGE:

Respondents who answered: F8=1

COMMENTS:

This is a derived variable.

DVF9SON

HOW OFTEN WAS HELP PROVIDED TO SON

Field: 309 Position: 420 Format: 11

<u>CONTENT</u>	<u>CODE</u>	<u>SAMPLE</u>	<u>POPULATION</u>
AT LEAST ONCE A WEEK	1	22	30753
AT LEAST ONCE A MONTH	2	26	38085
LESS THAN ONCE A MONTH	3	42	48848
HELP PROVIDED BUT NOT STATED	8	0	0
NOT STATED	9 M	22	35576
NO HELP PROVIDED	0 M	13383	20372299

WEIGHT VARIABLE: FWGHTSOURCE:

General Social Survey, 1990, Question F9, Page 12

COVERAGE:

Respondents who answered: F8=1

COMMENTS:

This is a derived variable. Code 8 = help was marked but frequency of help was not stated.

DETAILED DESCRIPTION OF VARIABLES

DVF9DAU HOW OFTEN WAS HELP PROVIDED TO DAUGHTER

Field: 310 Position: 421 Format: 11

<u>CONTENT</u>	<u>CODE</u>	<u>SAMPLE</u>	<u>POPULATION</u>
AT LEAST ONCE A WEEK	1	36	52307
AT LEAST ONCE A MONTH	2	39	53662
LESS THAN ONCE A MONTH	3	92	108558
HELP PROVIDED BUT NOT STATED	8	1	1148
NOT STATED	9 M	22	35576
NO HELP PROVIDED	0 M	13305	20274310

WEIGHT VARIABLE: FWGHTSOURCE:

General Social Survey, 1990, Question F9, Page 12

COVERAGE:

Respondents who answered: F8=1

COMMENTS:

This is a derived variable. Code 8 = help was marked but frequency of help was not stated.

DVF9PAR HOW OFTEN WAS HELP PROVIDED TO PARENT

Field: 311 Position: 422 Format: 11

<u>CONTENT</u>	<u>CODE</u>	<u>SAMPLE</u>	<u>POPULATION</u>
AT LEAST ONCE A WEEK	1	138	172892
AT LEAST ONCE A MONTH	2	219	313195
LESS THAN ONCE A MONTH	3	282	374527
HELP PROVIDED BUT NOT STATED	8	3	5579
NOT STATED	9 M	22	35576
NO HELP PROVIDED	0 M	12831	19623792

WEIGHT VARIABLE: FWGHTSOURCE:

General Social Survey, 1990, Question F9, Page 12

COVERAGE:

Respondents who answered: F8=1

COMMENTS:

This is a derived variable. Code 8 = help was marked but frequency of help was not stated.

DETAILED DESCRIPTION OF VARIABLES

DVF9BRO

HOW OFTEN WAS HELP PROVIDED TO BROTHER/SISTER

Field: 312 Position: 423 Format: 11

<u>CONTENT</u>	<u>CODE</u>	<u>SAMPLE</u>	<u>POPULATION</u>
AT LEAST ONCE A WEEK	1	33	40858
AT LEAST ONCE A MONTH	2	73	98670
LESS THAN ONCE A MONTH	3	122	194946
HELP PROVIDED BUT NOT STATED	8	1	2152
NOT STATED	9 M	22	35576
NO HELP PROVIDED	0 M	13244	20153359

WEIGHT VARIABLE: FWGHTSOURCE:

General Social Survey, 1990, Question F9, Page 12

COVERAGE:

Respondents who answered: F8=1

COMMENTS:

This is a derived variable. Code 8 = help was marked but frequency of help was not stated.

DVF9REL

HOW OFTEN WAS HELP PROVIDED TO OTHER RELATIVE

Field: 313 Position: 424 Format: 11

<u>CONTENT</u>	<u>CODE</u>	<u>SAMPLE</u>	<u>POPULATION</u>
AT LEAST ONCE A WEEK	1	70	97061
AT LEAST ONCE A MONTH	2	148	226992
LESS THAN ONCE A MONTH	3	203	344205
HELP PROVIDED BUT NOT STATED	8	5	5230
NOT STATED	9 M	22	35576
NO HELP PROVIDED	0 M	13047	19816497

WEIGHT VARIABLE: FWGHTSOURCE:

General Social Survey, 1990, Question F9, Page 12

COVERAGE:

Respondents who answered: F8=1

COMMENTS:

This is a derived variable. Code 8 = help was marked but frequency of help was not stated.

DETAILED DESCRIPTION OF VARIABLES

DVF9FRI

HOW OFTEN WAS HELP PROVIDED TO FRIEND

Field: 314 Position: 425 Format: 11

<u>CONTENT</u>	<u>CODE</u>	<u>SAMPLE</u>	<u>POPULATION</u>
AT LEAST ONCE A WEEK	1	204	285016
AT LEAST ONCE A MONTH	2	332	521904
LESS THAN ONCE A MONTH	3	534	853497
HELP PROVIDED BUT NOT STATED	8	2	1510
NOT STATED	9 M	22	35576
NO HELP PROVIDED	0 M	12401	18828058

WEIGHT VARIABLE: FWGHTSOURCE:

General Social Survey, 1990, Question F9, Page 12

COVERAGE:

Respondents who answered: F8=1

COMMENTS:

This is a derived variable. Code 8 = help was marked but frequency of help was not stated.

DVF9CHU

HOW OFTEN WAS HELP PROVIDED TO CHURCH

Field: 315 Position: 426 Format: 11

<u>CONTENT</u>	<u>CODE</u>	<u>SAMPLE</u>	<u>POPULATION</u>
AT LEAST ONCE A WEEK	1	14	15299
AT LEAST ONCE A MONTH	2	34	46250
LESS THAN ONCE A MONTH	3	45	47704
HELP PROVIDED BUT NOT STATED	8	4	3465
NOT STATED	9 M	22	35576
NO HELP PROVIDED	0 M	13376	20377266

WEIGHT VARIABLE: FWGHTSOURCE:

General Social Survey, 1990, Question F9, Page 12

COVERAGE:

Respondents who answered: F8=1

COMMENTS:This derived variable was created due to high frequency in the specify field.
Code 8 = help was marked but frequency of help was not stated.

DETAILED DESCRIPTION OF VARIABLES**DVF9SCH HOW OFTEN WAS HELP PROVIDED TO SCHOOL**

Field: 316 Position: 427 Format: I1

<u>CONTENT</u>	<u>CODE</u>	<u>SAMPLE</u>	<u>POPULATION</u>
AT LEAST ONCE A WEEK	1	5	5632
AT LEAST ONCE A MONTH	2	7	12815
LESS THAN ONCE A MONTH	3	8	12919
HELP PROVIDED BUT NOT STATED	8	4	6385
NOT STATED	9 M	22	35576
NO HELP PROVIDED	0 M	13449	20452235

WEIGHT VARIABLE: FWGHTSOURCE:

General Social Survey, 1990, Question F9, Page 12

COVERAGE:

Respondents who answered: F8=1

COMMENTS:

This derived variable was created due to high frequency in the specify field.

Code 8 = help was marked but frequency of help was not stated.

DVF9OTH HOW OFTEN WAS HELP PROVIDED TO ORGANIZATION/OTHER

Field: 317 Position: 428 Format: I1

<u>CONTENT</u>	<u>CODE</u>	<u>SAMPLE</u>	<u>POPULATION</u>
AT LEAST ONCE A WEEK	1	52	72827
AT LEAST ONCE A MONTH	2	52	77190
LESS THAN ONCE A MONTH	3	57	78129
HELP PROVIDED BUT NOT STATED	8	8	7374
NOT STATED	9 M	22	35576
NO HELP PROVIDED	0 M	13304	20254465

WEIGHT VARIABLE: FWGHTSOURCE:

General Social Survey, 1990, Question F9, Page 12

COVERAGE:

Respondents who answered: F8=1

COMMENTS:

This is a derived variable. Code 8 = help was marked but frequency of help was not stated.

DETAILED DESCRIPTION OF VARIABLES**F10****UNPAID HOUSEWORK PROVIDED TO RESPONDENT?**

Field: 318 Position: 429 Format: 11

<u>CONTENT</u>	<u>CODE</u>	<u>SAMPLE</u>	<u>POPULATION</u>
YES	1	2099	2760428
NO	2	11368	17722867
NOT STATED	9 M	28	42267

WEIGHT VARIABLE: FWGHTSOURCE:

General Social Survey, 1990, Question F10, Page 12

COVERAGE:

All respondents

F11CNT**NUMBER OF CATEGORIES MARKED IN F11**

Field: 319 Position: 430 Format: 11

<u>CONTENT</u>	<u>CODE</u>	<u>SAMPLE</u>	<u>POPULATION</u>
ONE CATEGORY	1	1830	2419527
TWO CATEGORIES	2	215	269241
THREE CATEGORIES	3	50	66502
FOUR CATEGORIES	4	2	1339
FIVE CATEGORIES	5	2	3818
SIX CATEGORIES	6	0	0
SEVEN CATEGORIES	7	0	0
NOT APPLICABLE	0 M	11396	17765133

WEIGHT VARIABLE: FWGHTSOURCE:

General Social Survey, 1990, Question F11, Page 12

COVERAGE:

Respondents who answered: F10=1

COMMENTS:

This is a derived variable.

DETAILED DESCRIPTION OF VARIABLES**F11FREQ MAXIMUM FREQUENCY REPORTED IN F11**

Field: 320 Position: 431 Format: 11

<u>CONTENT</u>	<u>CODE</u>	<u>SAMPLE</u>	<u>POPULATION</u>
AT LEAST ONCE A WEEK	1	427	484792
AT LEAST ONCE A MONTH	2	596	778452
LESS THAN ONCE A MONTH	3	1052	1452578
NOT STATED	9 M	24	44606
NOT APPLICABLE	0 M	11396	17765133

WEIGHT VARIABLE: FWGHTSOURCE:

General Social Survey, 1990, Question F11, Page 12

COVERAGE:

Respondents who answered: F10=1

COMMENTS:

This is a derived variable

DVF11SON HOW OFTEN WAS HELP PROVIDED BY SON

Field: 321 Position: 432 Format: 11

<u>CONTENT</u>	<u>CODE</u>	<u>SAMPLE</u>	<u>POPULATION</u>
AT LEAST ONCE A WEEK	1	21	18867
AT LEAST ONCE A MONTH	2	33	44152
LESS THAN ONCE A MONTH	3	37	37298
HELP PROVIDED BUT NOT STATED	8	1	1608
NOT STATED	9 M	28	42267
NO HELP PROVIDED	0 M	13375	20381369

WEIGHT VARIABLE: FWGHTSOURCE:

General Social Survey, 1990, Question F11, Page 12

COVERAGE:

Respondents who answered: F10=1

COMMENTS:

This is a derived variable. Code 8 = help was marked but frequency of help was not stated.

DETAILED DESCRIPTION OF VARIABLES**DVF11DAU HOW OFTEN WAS HELP PROVIDED BY DAUGHTER**

Field: 322 Position: 433 Format: 11

<u>CONTENT</u>	<u>CODE</u>	<u>SAMPLE</u>	<u>POPULATION</u>
AT LEAST ONCE A WEEK	1	88	95688
AT LEAST ONCE A MONTH	2	109	117279
LESS THAN ONCE A MONTH	3	140	139778
HELP PROVIDED BUT NOT STATED	8	2	1867
NOT STATED	9 M	28	42267
NO HELP PROVIDED	0 M	13128	20128682

WEIGHT VARIABLE: FWGHTSOURCE:

General Social Survey, 1990, Question F11, Page 12

COVERAGE:

Respondents who answered: F10=1

COMMENTS:

This is a derived variable. Code 8 = help was marked but frequency of help was not stated.

DVF11PAR HOW OFTEN WAS HELP PROVIDED BY PARENT

Field: 323 Position: 434 Format: 11

<u>CONTENT</u>	<u>CODE</u>	<u>SAMPLE</u>	<u>POPULATION</u>
AT LEAST ONCE A WEEK	1	51	70725
AT LEAST ONCE A MONTH	2	108	142192
LESS THAN ONCE A MONTH	3	240	314804
HELP PROVIDED BUT NOT STATED	8	6	9509
NOT STATED	9 M	28	42267
NO HELP PROVIDED	0 M	13062	19946065

WEIGHT VARIABLE: FWGHTSOURCE:

General Social Survey, 1990, Question F11, Page 12

COVERAGE:

Respondents who answered: F10=1

COMMENTS:

This is a derived variable. Code 8 = help was marked but frequency of help was not stated.

DETAILED DESCRIPTION OF VARIABLES**DVF11BRO HOW OFTEN WAS HELP PROVIDED BY BROTHER/SISTER**

Field: 324 Position: 435 Format: I1

<u>CONTENT</u>	<u>CODE</u>	<u>SAMPLE</u>	<u>POPULATION</u>
AT LEAST ONCE A WEEK	1	34	42779
AT LEAST ONCE A MONTH	2	67	85805
LESS THAN ONCE A MONTH	3	131	167629
HELP PROVIDED BUT NOT STATED	8	2	5602
NOT STATED	9 M	28	42267
NO HELP PROVIDED	0 M	13233	20181481

WEIGHT VARIABLE: FWGHTSOURCE:

General Social Survey, 1990, Question F11, Page 12

COVERAGE:

Respondents who answered: F10=1

COMMENTS:

This is a derived variable. Code 8 = help was marked but frequency of help was not stated.

DVF11REL HOW OFTEN WAS HELP PROVIDED BY OTHER RELATIVE

Field: 325 Position: 436 Format: I1

<u>CONTENT</u>	<u>CODE</u>	<u>SAMPLE</u>	<u>POPULATION</u>
AT LEAST ONCE A WEEK	1	68	85892
AT LEAST ONCE A MONTH	2	103	137075
LESS THAN ONCE A MONTH	3	217	318704
HELP PROVIDED BUT NOT STATED	8	5	6297
NOT STATED	9 M	28	42267
NO HELP PROVIDED	0 M	13074	19935327

WEIGHT VARIABLE: FWGHTSOURCE:

General Social Survey, 1990, Question F11, Page 12

COVERAGE:

Respondents who answered: F10=1

COMMENTS:

This is a derived variable. Code 8 = help was marked but frequency of help was not stated.

DETAILED DESCRIPTION OF VARIABLES**DVF11FRI HOW OFTEN WAS HELP PROVIDED BY FRIEND**

Field: 326 Position: 437 Format: 11

<u>CONTENT</u>	<u>CODE</u>	<u>SAMPLE</u>	<u>POPULATION</u>
AT LEAST ONCE A WEEK	1	148	162061
AT LEAST ONCE A MONTH	2	255	373594
LESS THAN ONCE A MONTH	3	451	697068
HELP PROVIDED BUT NOT STATED	8	7	20147
NOT STATED	9 M	28	42267
NO HELP PROVIDED	0 M	12606	19230425

WEIGHT VARIABLE: FWGHTSOURCE:

General Social Survey, 1990, Question F11, Page 12

COVERAGE:

Respondents who answered: F10=1

COMMENTS:

This is a derived variable. Code 8 = help was marked but frequency of help was not stated.

DVF11OTH HOW OFTEN WAS HELP PROVIDED BY ORGANIZATION/OTHER

Field: 327 Position: 438 Format: 11

<u>CONTENT</u>	<u>CODE</u>	<u>SAMPLE</u>	<u>POPULATION</u>
AT LEAST ONCE A WEEK	1	54	45613
AT LEAST ONCE A MONTH	2	26	18249
LESS THAN ONCE A MONTH	3	18	16875
HELP PROVIDED BUT NOT STATED	8	6	4808
NOT STATED	9 M	28	42267
NO HELP PROVIDED	0 M	13363	20397749

WEIGHT VARIABLE: FWGHTSOURCE:

General Social Survey, 1990, Question F11, Page 12

COVERAGE:

Respondents who answered: F10=1

COMMENTS:

This is a derived variable. Code 8 = help was marked but frequency of help was not stated.

DETAILED DESCRIPTION OF VARIABLES**F12 UNPAID MAINTENANCE OUTSIDE OF HOME BY RESPONDENT?**

Field: 328 Position: 439 Format: 11

<u>CONTENT</u>	<u>CODE</u>	<u>SAMPLE</u>	<u>POPULATION</u>
YES	1	4012	6503796
NO	2	9472	14009199
NOT STATED	9 M	11	12566

WEIGHT VARIABLE: FWGHTSOURCE:

General Social Survey, 1990, Question F12, Page 12

COVERAGE:

All respondents

F13CNT NUMBER OF CATEGORIES MARKED IN F13

Field: 329 Position: 440 Format: 11

<u>CONTENT</u>	<u>CODE</u>	<u>SAMPLE</u>	<u>POPULATION</u>
ONE CATEGORY	1	3491	5630094
TWO CATEGORIES	2	456	748631
THREE CATEGORIES	3	62	114823
FOUR CATEGORIES	4	3	10248
FIVE CATEGORIES	5	0	0
SIX CATEGORIES	6	0	0
SEVEN CATEGORIES	7	0	0
NOT APPLICABLE	0 M	9483	14021765

WEIGHT VARIABLE: FWGHTSOURCE:

General Social Survey, 1990, Question F13, Page 13

COVERAGE:

Respondents who answered: F12=1

COMMENTS:

This is a derived variable.

DETAILED DESCRIPTION OF VARIABLES**F13FREQ****MAXIMUM FREQUENCY REPORTED IN F13**

Field: 330 Position: 441 Format: 11

<u>CONTENT</u>	<u>CODE</u>	<u>SAMPLE</u>	<u>POPULATION</u>
AT LEAST ONCE A WEEK	1	493	736612
AT LEAST ONCE A MONTH	2	1195	1864749
LESS THAN ONCE A MONTH	3	2320	3899503
NOT STATED	9 M	4	2932
NOT APPLICABLE	0 M	9483	14021765

WEIGHT VARIABLE: FWGHTSOURCE:

General Social Survey, 1990, Question F13, Page 13

COVERAGE:

Respondents who answered: F12=1

COMMENTS:

This is a derived variable.

DVF13SON**HOW OFTEN WAS HELP PROVIDED TO SON**

Field: 331 Position: 442 Format: 11

<u>CONTENT</u>	<u>CODE</u>	<u>SAMPLE</u>	<u>POPULATION</u>
AT LEAST ONCE A WEEK	1	26	40089
AT LEAST ONCE A MONTH	2	45	82082
LESS THAN ONCE A MONTH	3	77	113797
HELP PROVIDED BUT NOT STATED	8	0	0
NOT STATED	9 M	11	12566
NO HELP PROVIDED	0 M	13336	20277026

WEIGHT VARIABLE: FWGHTSOURCE:

General Social Survey, 1990, Question F13, Page 13

COVERAGE:

Respondents who answered: F12=1

COMMENTS:

This is a derived variable. Code 8 = help was marked but frequency of help was not stated.

DETAILED DESCRIPTION OF VARIABLES**DVF13DAU HOW OFTEN WAS HELP PROVIDED TO DAUGHTER**

Field: 332 Position: 443 Format: 11

<u>CONTENT</u>	<u>CODE</u>	<u>SAMPLE</u>	<u>POPULATION</u>
AT LEAST ONCE A WEEK	1	13	13956
AT LEAST ONCE A MONTH	2	41	58480
LESS THAN ONCE A MONTH	3	60	94064
HELP PROVIDED BUT NOT STATED	8	0	0
NOT STATED	9 M	11	12566
NO HELP PROVIDED	0 M	13370	20346494

WEIGHT VARIABLE: FWGHTSOURCE:

General Social Survey, 1990, Question F13, Page 13

COVERAGE:

Respondents who answered: F12=1

COMMENTS:

This is a derived variable. Code 8 = help was marked but frequency of help was not stated.

DVF13PAR HOW OFTEN WAS HELP PROVIDED TO PARENT

Field: 333 Position: 444 Format: 11

<u>CONTENT</u>	<u>CODE</u>	<u>SAMPLE</u>	<u>POPULATION</u>
AT LEAST ONCE A WEEK	1	116	159210
AT LEAST ONCE A MONTH	2	276	385884
LESS THAN ONCE A MONTH	3	412	627280
HELP PROVIDED BUT NOT STATED	8	1	2147
NOT STATED	9 M	11	12566
NO HELP PROVIDED	0 M	12679	19338473

WEIGHT VARIABLE: FWGHTSOURCE:

General Social Survey, 1990, Question F13, Page 13

COVERAGE:

Respondents who answered: F12=1

COMMENTS:

This is a derived variable. Code 8 = help was marked but frequency of help was not stated.

DETAILED DESCRIPTION OF VARIABLES**DVF13BRO HOW OFTEN WAS HELP PROVIDED TO BROTHER/SISTER**

Field: 334 Position: 445 Format: 11

<u>CONTENT</u>	<u>CODE</u>	<u>SAMPLE</u>	<u>POPULATION</u>
AT LEAST ONCE A WEEK	1	35	53263
AT LEAST ONCE A MONTH	2	81	128431
LESS THAN ONCE A MONTH	3	209	358869
HELP PROVIDED BUT NOT STATED	8	0	0
NOT STATED	9 M	11	12566
NO HELP PROVIDED	0 M	13159	19972431

WEIGHT VARIABLE: FWGHTSOURCE:

General Social Survey, 1990, Question F13, Page 13

COVERAGE:

Respondents who answered: F12=1

COMMENTS:

This is a derived variable. Code 8 = help was marked but frequency of help was not stated.

DVF13REL HOW OFTEN WAS HELP PROVIDED TO OTHER RELATIVE

Field: 335 Position: 446 Format: 11

<u>CONTENT</u>	<u>CODE</u>	<u>SAMPLE</u>	<u>POPULATION</u>
AT LEAST ONCE A WEEK	1	89	152983
AT LEAST ONCE A MONTH	2	231	425599
LESS THAN ONCE A MONTH	3	377	705794
HELP PROVIDED BUT NOT STATED	8	2	2438
NOT STATED	9 M	11	12566
NO HELP PROVIDED	0 M	12785	19226181

WEIGHT VARIABLE: FWGHTSOURCE:

General Social Survey, 1990, Question F13, Page 13

COVERAGE:

Respondents who answered: F12=1

COMMENTS:

This is a derived variable. Code 8 = help was marked but frequency of help was not stated.

DETAILED DESCRIPTION OF VARIABLES**DVF13FRI HOW OFTEN WAS HELP PROVIDED TO FRIEND**

Field: 336 Position: 447 Format: 11

<u>CONTENT</u>	<u>CODE</u>	<u>SAMPLE</u>	<u>POPULATION</u>
AT LEAST ONCE A WEEK	1	234	355896
AT LEAST ONCE A MONTH	2	673	1078732
LESS THAN ONCE A MONTH	3	1467	2466625
HELP PROVIDED BUT NOT STATED	8	4	4609
NOT STATED	9 M	11	12566
NO HELP PROVIDED	0 M	11106	16607132

WEIGHT VARIABLE: FWGHTSOURCE:

General Social Survey, 1990, Question F13, Page 13

COVERAGE:

Respondents who answered: F12=1

COMMENTS:

This is a derived variable. Code 8 = help was marked but frequency of help was not stated.

DVF13CHU HOW OFTEN WAS HELP PROVIDED TO CHURCH

Field: 337 Position: 448 Format: 11

<u>CONTENT</u>	<u>CODE</u>	<u>SAMPLE</u>	<u>POPULATION</u>
AT LEAST ONCE A WEEK	1	9	10660
AT LEAST ONCE A MONTH	2	12	20872
LESS THAN ONCE A MONTH	3	16	26514
HELP PROVIDED BUT NOT STATED	8	1	381
NOT STATED	9 M	11	12566
NO HELP PROVIDED	0 M	13446	20454568

WEIGHT VARIABLE: FWGHTSOURCE:

General Social Survey, 1990, Question F13, Page 13

COVERAGE:

Respondents who answered: F12=1

COMMENTS:

This derived variable created due to high frequency in the specify field.

Code 8 = help was marked but frequency of help was not stated.

DETAILED DESCRIPTION OF VARIABLES**DVF130TH HOW OFTEN WAS HELP PROVIDED TO ORGANIZATION/OTHER**

Field: 338 Position: 449 Format: I1

<u>CONTENT</u>	<u>CODE</u>	<u>SAMPLE</u>	<u>POPULATION</u>
AT LEAST ONCE A WEEK	1	21	32576
AT LEAST ONCE A MONTH	2	32	53355
LESS THAN ONCE A MONTH	3	40	57107
HELP PROVIDED BUT NOT STATED	8	1	1122
NOT STATED	9 M	11	12566
NO HELP PROVIDED	0 M	13390	20368834

WEIGHT VARIABLE: FWGHTSOURCE:

General Social Survey, 1990, Question F13, Page 13

COVERAGE:

Respondents who answered: F12=1

COMMENTS:

This is a derived variable. Code 8 = help was marked but frequency of help was not stated.

F14 UNPAID MAINTENANCE PROVIDED TO RESPONDENT?

Field: 339 Position: 450 Format: I1

<u>CONTENT</u>	<u>CODE</u>	<u>SAMPLE</u>	<u>POPULATION</u>
YES	1	3287	4706783
NO	2	9087	14488146
NOT APPLICABLE	7	1106	1313738
NOT STATED	9 M	15	16894

WEIGHT VARIABLE: FWGHTSOURCE:

General Social Survey, 1990, Question F14, Page 13

COVERAGE:

All respondents

DETAILED DESCRIPTION OF VARIABLES**F15CNT NUMBER OF CATEGORIES MARKED IN F15**

Field: 340 Position: 451 Format: 11

<u>CONTENT</u>	<u>CODE</u>	<u>SAMPLE</u>	<u>POPULATION</u>
ONE CATEGORY	1	2892	4152801
TWO CATEGORIES	2	354	487735
THREE CATEGORIES	3	37	59150
FOUR CATEGORIES	4	4	7097
FIVE CATEGORIES	5	0	0
SIX CATEGORIES	6	0	0
SEVEN CATEGORIES	7	0	0
NOT APPLICABLE	0 M	10208	15818778

WEIGHT VARIABLE: FWGHTSOURCE:

General Social Survey, 1990, Question F15, Page 13

COVERAGE:

Respondents who answered: F14=1

COMMENTS:

This is a derived variable.

F15FREQ MAXIMUM FREQUENCY REPORTED IN F15

Field: 341 Position: 452 Format: 11

<u>CONTENT</u>	<u>CODE</u>	<u>SAMPLE</u>	<u>POPULATION</u>
AT LEAST ONCE A WEEK	1	302	333193
AT LEAST ONCE A MONTH	2	904	1194085
LESS THAN ONCE A MONTH	3	2077	3176508
NOT STATED	9 M	4	2996
NOT APPLICABLE	0 M	10208	15818778

WEIGHT VARIABLE: FWGHTSOURCE:

General Social Survey, 1990, Question F15, Page 13

COVERAGE:

Respondents who answered: F14=1

COMMENTS:

This is a derived variable.

DETAILED DESCRIPTION OF VARIABLES**DVF15SON HOW OFTEN WAS HELP PROVIDED BY SON**

Field: 342 Position: 453 Format: 11

<u>CONTENT</u>	<u>CODE</u>	<u>SAMPLE</u>	<u>POPULATION</u>
AT LEAST ONCE A WEEK	1	85	80926
AT LEAST ONCE A MONTH	2	164	156022
LESS THAN ONCE A MONTH	3	201	246181
HELP PROVIDED BUT NOT STATED	8	0	0
NOT STATED	9 M	15	16894
NO HELP PROVIDED	0 M	13030	20025538

WEIGHT VARIABLE: FWGHTSOURCE:

General Social Survey, 1990, Question F15, Page 13

COVERAGE:

Respondents who answered: F14=1

COMMENTS:

This is a derived variable. Code 8 = help was marked but frequency of help was not stated.

DVF15DAU HOW OFTEN WAS HELP PROVIDED BY DAUGHTER

Field: 343 Position: 454 Format: 11

<u>CONTENT</u>	<u>CODE</u>	<u>SAMPLE</u>	<u>POPULATION</u>
AT LEAST ONCE A WEEK	1	15	15051
AT LEAST ONCE A MONTH	2	40	40015
LESS THAN ONCE A MONTH	3	59	79613
HELP PROVIDED BUT NOT STATED	8	0	0
NOT STATED	9 M	15	16894
NO HELP PROVIDED	0 M	13366	20373989

WEIGHT VARIABLE: FWGHTSOURCE:

General Social Survey, 1990, Question F15, Page 13

COVERAGE:

Respondents who answered: F14=1

COMMENTS:

This is a derived variable. Code 8 = help was marked but frequency of help was not stated.

DETAILED DESCRIPTION OF VARIABLES**DVF15PAR HOW OFTEN WAS HELP PROVIDED BY PARENT**

Field: 344 Position: 455 Format: I1

<u>CONTENT</u>	<u>CODE</u>	<u>SAMPLE</u>	<u>POPULATION</u>
AT LEAST ONCE A WEEK	1	23	30731
AT LEAST ONCE A MONTH	2	83	98976
LESS THAN ONCE A MONTH	3	174	249439
HELP PROVIDED BUT NOT STATED	8	0	0
NOT STATED	9 M	15	16894
NO HELP PROVIDED	0 M	13200	20129521

WEIGHT VARIABLE: FWGHTSOURCE:

General Social Survey, 1990, Question F15, Page 13

COVERAGE:

Respondents who answered: F14=1

COMMENTS:

This is a derived variable. Code 8 = help was marked but frequency of help was not stated.

DVF15BRO HOW OFTEN WAS HELP PROVIDED BY BROTHER/SISTER

Field: 345 Position: 456 Format: I1

<u>CONTENT</u>	<u>CODE</u>	<u>SAMPLE</u>	<u>POPULATION</u>
AT LEAST ONCE A WEEK	1	23	30054
AT LEAST ONCE A MONTH	2	86	117976
LESS THAN ONCE A MONTH	3	230	364318
HELP PROVIDED BUT NOT STATED	8	3	4873
NOT STATED	9 M	15	16894
NO HELP PROVIDED	0 M	13138	19991446

WEIGHT VARIABLE: FWGHTSOURCE:

General Social Survey, 1990, Question F15, Page 13

COVERAGE:

Respondents who answered: F14=1

COMMENTS:

This is a derived variable. Code 8 = help was marked but frequency of help was not stated.

DETAILED DESCRIPTION OF VARIABLES**DVF15REL HOW OFTEN WAS HELP PROVIDED BY OTHER RELATIVE**

Field: 346 Position: 457 Format: 11

<u>CONTENT</u>	<u>CODE</u>	<u>SAMPLE</u>	<u>POPULATION</u>
AT LEAST ONCE A WEEK	1	54	49115
AT LEAST ONCE A MONTH	2	181	256935
LESS THAN ONCE A MONTH	3	425	678698
HELP PROVIDED BUT NOT STATED	8	0	0
NOT STATED	9 M	15	16894
NO HELP PROVIDED	0 M	12820	19523919

WEIGHT VARIABLE: FWGHTSOURCE:

General Social Survey, 1990, Question F15, Page 13

COVERAGE:

Respondents who answered: F14=1

COMMENTS:

This is a derived variable. Code 8 = help was marked but frequency of help was not stated.

DVF15FRI HOW OFTEN WAS HELP PROVIDED BY FRIEND

Field: 347 Position: 458 Format: 11

<u>CONTENT</u>	<u>CODE</u>	<u>SAMPLE</u>	<u>POPULATION</u>
AT LEAST ONCE A WEEK	1	122	148329
AT LEAST ONCE A MONTH	2	467	681010
LESS THAN ONCE A MONTH	3	1245	1957017
HELP PROVIDED BUT NOT STATED	8	2	2376
NOT STATED	9 M	15	16894
NO HELP PROVIDED	0 M	11644	17719936

WEIGHT VARIABLE: FWGHTSOURCE:

General Social Survey, 1990, Question F15, Page 13

COVERAGE:

Respondents who answered: f14=1

COMMENTS:

This is a derived variable. Code 8 = help was marked but frequency of help was not stated.

DETAILED DESCRIPTION OF VARIABLES**DVF150TH HOW OFTEN WAS HELP PROVIDED BY ORGANIZATION/OTHER**

Field: 348 Position: 459 Format: I1

<u>CONTENT</u>	<u>CODE</u>	<u>SAMPLE</u>	<u>POPULATION</u>
AT LEAST ONCE A WEEK	1	8	6982
AT LEAST ONCE A MONTH	2	15	13811
LESS THAN ONCE A MONTH	3	18	21535
HELP PROVIDED BUT NOT STATED	8	4	4124
NOT STATED	9 M	15	16894
NO HELP PROVIDED	0 M	13435	20462215

WEIGHT VARIABLE: FWGHTSOURCE:

General Social Survey, 1990, Question F15, Page 13

COVERAGE:

Respondents who answered: F14=1

COMMENTS:

This is a derived variable. Code 8 = help was marked but frequency of help was not stated.

F16**UNPAID TRANSPORTATION PROVIDED BY RESPONDENT?**

Field: 349 Position: 460 Format: I1

<u>CONTENT</u>	<u>CODE</u>	<u>SAMPLE</u>	<u>POPULATION</u>
YES	1	6517	10189260
NO	2	6965	10321487
NOT STATED	9 M	13	14814

WEIGHT VARIABLE: FWGHTSOURCE:

General Social Survey, 1990, Question F16, Page 13

COVERAGE:

All respondents

DETAILED DESCRIPTION OF VARIABLES**F17CNT NUMBER OF CATEGORIES MARKED IN F17**

Field: 350 Position: 461 Format: I1

<u>CONTENT</u>	<u>CODE</u>	<u>SAMPLE</u>	<u>POPULATION</u>
ONE CATEGORY	1	5235	8120934
TWO CATEGORIES	2	1065	1716818
THREE CATEGORIES	3	192	313659
FOUR CATEGORIES	4	22	31466
FIVE CATEGORIES	5	2	3648
SIX CATEGORIES	6	1	2735
SEVEN CATEGORIES	7	0	0
NOT APPLICABLE	0 M	6978	10336301

WEIGHT VARIABLE: FWGHTSOURCE:

General Social Survey, 1990, Question F17, Page 13

COVERAGE:

Respondents who answered: F16=1

COMMENTS:

This is a derived variable.

F17FREQ MAXIMUM FREQUENCY REPORTED IN F17

Field: 351 Position: 462 Format: I1

<u>CONTENT</u>	<u>CODE</u>	<u>SAMPLE</u>	<u>POPULATION</u>
AT LEAST ONCE A WEEK	1	2164	3335694
AT LEAST ONCE A MONTH	2	2306	3651583
LESS THAN ONCE A MONTH	3	2046	3201317
NOT STATED	9 M	1	665
NOT APPLICABLE	0 M	6978	10336301

WEIGHT VARIABLE: FWGHTSOURCE:

General Social Survey, 1990, Question F17, Page 13

COVERAGE:

Respondents who answered: F16=1

COMMENTS:

This is a derived variable.

DETAILED DESCRIPTION OF VARIABLES**DVF17SON HOW OFTEN WAS HELP PROVIDED TO SON**

Field: 352 Position: 463 Format: I1

<u>CONTENT</u>	<u>CODE</u>	<u>SAMPLE</u>	<u>POPULATION</u>
AT LEAST ONCE A WEEK	1	59	104717
AT LEAST ONCE A MONTH	2	40	66155
LESS THAN ONCE A MONTH	3	39	53933
HELP PROVIDED BUT NOT STATED	8	0	0
NOT STATED	9 M	13	14814
NO HELP PROVIDED	0 M	13344	20285943

WEIGHT VARIABLE: FWGHTSOURCE:

General Social Survey, 1990, Question F17, Page 13

COVERAGE:

Respondents who answered: F16=1

COMMENTS:

This is a derived variable. Code 8 = help was marked but frequency of help was not stated.

DVF17DAU HOW OFTEN WAS HELP PROVIDED TO DAUGHTER

Field: 353 Position: 464 Format: I1

<u>CONTENT</u>	<u>CODE</u>	<u>SAMPLE</u>	<u>POPULATION</u>
AT LEAST ONCE A WEEK	1	80	139182
AT LEAST ONCE A MONTH	2	68	97144
LESS THAN ONCE A MONTH	3	68	114414
HELP PROVIDED BUT NOT STATED	8	0	0
NOT STATED	9 M	13	14814
NO HELP PROVIDED	0 M	13266	20160008

WEIGHT VARIABLE: FWGHTSOURCE:

General Social Survey, 1990, Question F17, Page 13

COVERAGE:

Respondents who answered: F16=1

COMMENTS:

This is a derived variable. Code 8 = help was marked but frequency of help was not stated.

DETAILED DESCRIPTION OF VARIABLES**DVF17PAR HOW OFTEN WAS HELP PROVIDED TO PARENT**

Field: 354 Position: 465 Format: I1

<u>CONTENT</u>	<u>CODE</u>	<u>SAMPLE</u>	<u>POPULATION</u>
AT LEAST ONCE A WEEK	1	301	419885
AT LEAST ONCE A MONTH	2	357	565199
LESS THAN ONCE A MONTH	3	293	442728
HELP PROVIDED BUT NOT STATED	8	2	2075
NOT STATED	9 M	13	14814
NO HELP PROVIDED	0 M	12529	19080859

WEIGHT VARIABLE: FWGHTSOURCE:

General Social Survey, 1990, Question F17, Page 13

COVERAGE:

Respondents who answered: F16=1

COMMENTS:

This is a derived variable. Code 8 = help was marked but frequency of help was not stated.

DVF17BRO HOW OFTEN WAS HELP PROVIDED TO BROTHER/SISTER

Field: 355 Position: 466 Format: I1

<u>CONTENT</u>	<u>CODE</u>	<u>SAMPLE</u>	<u>POPULATION</u>
AT LEAST ONCE A WEEK	1	167	256781
AT LEAST ONCE A MONTH	2	218	304525
LESS THAN ONCE A MONTH	3	200	315320
HELP PROVIDED BUT NOT STATED	8	0	0
NOT STATED	9 M	13	14814
NO HELP PROVIDED	0 M	12897	19634122

WEIGHT VARIABLE: FWGHTSOURCE:

General Social Survey, 1990, Question F17, Page 13

COVERAGE:

Respondents who answered: F16=1

COMMENTS:

This is a derived variable. Code 8 = help was marked but frequency of help was not stated.

DETAILED DESCRIPTION OF VARIABLES**DVF17REL HOW OFTEN WAS HELP PROVIDED TO OTHER RELATIVE**

Field: 356 Position: 467 Format: I1

<u>CONTENT</u>	<u>CODE</u>	<u>SAMPLE</u>	<u>POPULATION</u>
AT LEAST ONCE A WEEK	1	340	550411
AT LEAST ONCE A MONTH	2	474	769780
LESS THAN ONCE A MONTH	3	401	668940
HELP PROVIDED BUT NOT STATED	8	0	0
NOT STATED	9 M	13	14814
NO HELP PROVIDED	0 M	12267	18521616

WEIGHT VARIABLE: FWGHTSOURCE:

General Social Survey, 1990, Question F17, Page 13

COVERAGE:

Respondents who answered: F16=1

COMMENTS:

This is a derived variable. Code 8 = help was marked but frequency of help was not stated.

DVF17FRI HOW OFTEN WAS HELP PROVIDED TO FRIEND

Field: 357 Position: 468 Format: I1

<u>CONTENT</u>	<u>CODE</u>	<u>SAMPLE</u>	<u>POPULATION</u>
AT LEAST ONCE A WEEK	1	1468	2273744
AT LEAST ONCE A MONTH	2	1657	2663811
LESS THAN ONCE A MONTH	3	1498	2344590
HELP PROVIDED BUT NOT STATED	8	1	665
NOT STATED	9 M	13	14814
NO HELP PROVIDED	0 M	8858	13227937

WEIGHT VARIABLE: FWGHTSOURCE:

General Social Survey, 1990, Question F17, Page 13

COVERAGE:

Respondents who answered: F16=1

COMMENTS:

This is a derived variable. Code 8 = help was marked but frequency of help was not stated.

DETAILED DESCRIPTION OF VARIABLES**DVF17CHU HOW OFTEN WAS HELP PROVIDED TO CHURCH**

Field: 358 Position: 469 Format: I1

<u>CONTENT</u>	<u>CODE</u>	<u>SAMPLE</u>	<u>POPULATION</u>
AT LEAST ONCE A WEEK	1	20	29152
AT LEAST ONCE A MONTH	2	17	25781
LESS THAN ONCE A MONTH	3	12	16623
HELP PROVIDED BUT NOT STATED	8	0	0
NOT STATED	9 M	13	14814
NO HELP PROVIDED	0 M	13433	20439191

WEIGHT VARIABLE: FWGHTSOURCE:

General Social Survey, 1990, Question F17, Page 13

COVERAGE:

Respondents who answered: F16=1

COMMENTS:

This derived variable was created due to high frequency in the specify field.

Code 8 = help was marked but frequency of help was not stated.

DVF17SCH HOW OFTEN WAS HELP PROVIDED TO SCHOOL

Field: 359 Position: 470 Format: I1

<u>CONTENT</u>	<u>CODE</u>	<u>SAMPLE</u>	<u>POPULATION</u>
AT LEAST ONCE A WEEK	1	29	48519
AT LEAST ONCE A MONTH	2	24	45035
LESS THAN ONCE A MONTH	3	21	38563
HELP PROVIDED BUT NOT STATED	8	1	4289
NOT STATED	9 M	13	14814
NO HELP PROVIDED	0 M	13407	20374340

WEIGHT VARIABLE: FWGHTSOURCE:

General Social Survey, 1990, Question F17, Page 13

COVERAGE:

Respondents who answered: F16=1

COMMENTS:

This derived variable was created due to high frequency in the specify field.

Code 8 = help was marked but frequency of help was not stated.

DETAILED DESCRIPTION OF VARIABLES

DVF170TH HOW OFTEN WAS HELP PROVIDED TO ORGANIZATION/OTHER

Field: 360 Position: 471 Format: 11

<u>CONTENT</u>	<u>CODE</u>	<u>SAMPLE</u>	<u>POPULATION</u>
AT LEAST ONCE A WEEK	1	74	112635
AT LEAST ONCE A MONTH	2	65	105751
LESS THAN ONCE A MONTH	3	50	72425
HELP PROVIDED BUT NOT STATED	8	1	3290
NOT STATED	9 M	13	14814
NO HELP PROVIDED	0 M	13292	20216646

WEIGHT VARIABLE: FWGHTSOURCE:

General Social Survey, 1990, Question F17, Page 13

COVERAGE:

Respondents who answered: F16=1

COMMENTS:

This is a derived variable. Code 8 = help was marked but frequency of help was not stated.

F18

UNPAID TRANSPORTATION PROVIDED TO RESPONDENT?

Field: 361 Position: 472 Format: 11

<u>CONTENT</u>	<u>CODE</u>	<u>SAMPLE</u>	<u>POPULATION</u>
YES	1	5696	8099316
NO	2	7779	12403432
NOT STATED	9 M	20	22813

WEIGHT VARIABLE: FWGHTSOURCE:

General Social Survey, 1990, Question F18, Page 14

COVERAGE:

All respondents

DETAILED DESCRIPTION OF VARIABLES**F19CNT NUMBER OF CATEGORIES MARKED IN F19**

Field: 362 Position: 473 Format: 11

<u>CONTENT</u>	<u>CODE</u>	<u>SAMPLE</u>	<u>POPULATION</u>
ONE CATEGORY	1	4856	6988880
TWO CATEGORIES	2	730	986708
THREE CATEGORIES	3	102	113401
FOUR CATEGORIES	4	8	10328
FIVE CATEGORIES	5	0	0
SIX CATEGORIES	6	0	0
SEVEN CATEGORIES	7	0	0
NOT APPLICABLE	0 M	7799	12426245

WEIGHT VARIABLE: FWGHTSOURCE:

General Social Survey, 1990, Question F19, Page 14

COVERAGE:

Respondents who answered: F18=1

COMMENTS:

This is a derived variable.

F19FREQ MAXIMUM FREQUENCY REPORTED IN F19

Field: 363 Position: 474 Format: 11

<u>CONTENT</u>	<u>CODE</u>	<u>SAMPLE</u>	<u>POPULATION</u>
AT LEAST ONCE A WEEK	1	1804	2441791
AT LEAST ONCE A MONTH	2	1801	2563022
LESS THAN ONCE A MONTH	3	2088	3088938
NOT STATED	9 M	3	5565
NOT APPLICABLE	0 M	7799	12426245

WEIGHT VARIABLE: FWGHTSOURCE:

General Social Survey, 1990, Question F19, Page 14

COVERAGE:

Respondents who answered: F18=1

COMMENTS:

This is a derived variable

DETAILED DESCRIPTION OF VARIABLES**DVF19SON HOW OFTEN WAS HELP PROVIDED BY SON**

Field: 364 Position: 475 Format: 11

<u>CONTENT</u>	<u>CODE</u>	<u>SAMPLE</u>	<u>POPULATION</u>
AT LEAST ONCE A WEEK	1	157	132016
AT LEAST ONCE A MONTH	2	129	120242
LESS THAN ONCE A MONTH	3	116	135037
HELP PROVIDED BUT NOT STATED	8	0	0
NOT STATED	9 M	20	22813
NO HELP PROVIDED	0 M	13073	20115452

WEIGHT VARIABLE: FWGHTSOURCE:

General Social Survey, 1990, Question F19, Page 14

COVERAGE:

Respondents who answered: F18=1

COMMENTS:

This is a derived variable. Code 8 = help was marked but frequency of help was not stated.

DVF19DAU HOW OFTEN WAS HELP PROVIDED BY DAUGHTER

Field: 365 Position: 476 Format: 11

<u>CONTENT</u>	<u>CODE</u>	<u>SAMPLE</u>	<u>POPULATION</u>
AT LEAST ONCE A WEEK	1	225	202145
AT LEAST ONCE A MONTH	2	164	159752
LESS THAN ONCE A MONTH	3	135	166498
HELP PROVIDED BUT NOT STATED	8	0	0
NOT STATED	9 M	20	22813
NO HELP PROVIDED	0 M	12951	19974353

WEIGHT VARIABLE: FWGHTSOURCE:

General Social Survey, 1990, Question F19, Page 14

COVERAGE:

Respondents who answered: F18=1

COMMENTS:

This is a derived variable. Code 8 = help was marked but frequency of help was not stated.

DETAILED DESCRIPTION OF VARIABLES**DVF19PAR HOW OFTEN WAS HELP PROVIDED BY PARENT**

Field: 366 Position: 477 Format: I1

<u>CONTENT</u>	<u>CODE</u>	<u>SAMPLE</u>	<u>POPULATION</u>
AT LEAST ONCE A WEEK	1	121	175366
AT LEAST ONCE A MONTH	2	167	242937
LESS THAN ONCE A MONTH	3	192	268625
HELP PROVIDED BUT NOT STATED	8	1	777
NOT STATED	9 M	20	22813
NO HELP PROVIDED	0 M	12994	19815044

WEIGHT VARIABLE: FWGHTSOURCE:

General Social Survey, 1990, Question F19, Page 14

COVERAGE:

Respondents who answered: F18=1

COMMENTS:

This is a derived variable. Code 8 = help was marked but frequency of help was not stated.

DVF19BRO HOW OFTEN WAS HELP PROVIDED BY BROTHER/SISTER

Field: 367 Position: 478 Format: I1

<u>CONTENT</u>	<u>CODE</u>	<u>SAMPLE</u>	<u>POPULATION</u>
AT LEAST ONCE A WEEK	1	157	176659
AT LEAST ONCE A MONTH	2	195	250947
LESS THAN ONCE A MONTH	3	195	288471
HELP PROVIDED BUT NOT STATED	8	0	0
NOT STATED	9 M	20	22813
NO HELP PROVIDED	0 M	12928	19786671

WEIGHT VARIABLE: FWGHTSOURCE:

General Social Survey, 1990, Question F19, Page 14

COVERAGE:

Respondents who answered: F18=1

COMMENTS:

This is a derived variable. Code 8 = help was marked but frequency of help was not stated.

DETAILED DESCRIPTION OF VARIABLES**DVF19REL HOW OFTEN WAS HELP PROVIDED BY OTHER RELATIVE**

Field: 368 Position: 479 Format: I1

<u>CONTENT</u>	<u>CODE</u>	<u>SAMPLE</u>	<u>POPULATION</u>
AT LEAST ONCE A WEEK	1	198	238131
AT LEAST ONCE A MONTH	2	239	335534
LESS THAN ONCE A MONTH	3	298	411114
HELP PROVIDED BUT NOT STATED	8	1	663
NOT STATED	9 M	20	22813
NO HELP PROVIDED	0 M	12739	19517306

WEIGHT VARIABLE: FWGHTSOURCE:

General Social Survey, 1990, Question F19, Page 14

COVERAGE:

Respondents who answered: F18=1

COMMENTS:

This is a derived variable. Code 8 = help was marked but frequency of help was not stated.

DVF19FRI HOW OFTEN WAS HELP PROVIDED BY FRIEND

Field: 369 Position: 480 Format: I1

<u>CONTENT</u>	<u>CODE</u>	<u>SAMPLE</u>	<u>POPULATION</u>
AT LEAST ONCE A WEEK	1	1177	1785591
AT LEAST ONCE A MONTH	2	1243	1900697
LESS THAN ONCE A MONTH	3	1450	2216627
HELP PROVIDED BUT NOT STATED	8	0	0
NOT STATED	9 M	20	22813
NO HELP PROVIDED	0 M	9605	14599833

WEIGHT VARIABLE: FWGHTSOURCE:

General Social Survey, 1990, Question F19, Page 14

COVERAGE:

Respondents who answered: F18=1

COMMENTS:

This is a derived variable. Code 8 = help was marked but frequency of help was not stated.

DETAILED DESCRIPTION OF VARIABLES

DVF190TH

HOW OFTEN WAS HELP PROVIDED BY ORGANIZATION/OTHER

Field: 370 Position: 481 Format: I1

<u>CONTENT</u>	<u>CODE</u>	<u>SAMPLE</u>	<u>POPULATION</u>
AT LEAST ONCE A WEEK	1	26	32057
AT LEAST ONCE A MONTH	2	28	40200
LESS THAN ONCE A MONTH	3	36	57665
HELP PROVIDED BUT NOT STATED	8	4	6058
NOT STATED	9 M	20	22813
NO HELP PROVIDED	0 M	13381	20366769

WEIGHT VARIABLE: FWGHTSOURCE:

General Social Survey, 1990, Question F19, Page 14

COVERAGE:

Respondents who answered: F18=1

COMMENTS:

This is a derived variable. Code 8 = help was marked but frequency of help was not stated.

F20

UNPAID CHILDCARE PROVIDED BY RESPONDENT?

Field: 371 Position: 482 Format: I1

<u>CONTENT</u>	<u>CODE</u>	<u>SAMPLE</u>	<u>POPULATION</u>
YES	1	4124	6484478
NO	2	9354	14021440
NOT STATED	9 M	17	19643

WEIGHT VARIABLE: FWGHTSOURCE:

General Social Survey, 1990, Question F20, Page 14

COVERAGE:

All respondents

DETAILED DESCRIPTION OF VARIABLES**F21CNT NUMBER OF CATEGORIES MARKED IN F21**

Field: 372 Position: 483 Format: 11

<u>CONTENT</u>	<u>CODE</u>	<u>SAMPLE</u>	<u>POPULATION</u>
ONE CATEGORY	1	3611	5662128
TWO CATEGORIES	2	488	774445
THREE CATEGORIES	3	24	45729
FOUR CATEGORIES	4	1	2175
FIVE CATEGORIES	5	0	0
SIX CATEGORIES	6	0	0
SEVEN CATEGORIES	7	0	0
NOT APPLICABLE	0 M	9371	14041083

WEIGHT VARIABLE: FWGHTSOURCE:

General Social Survey, 1990, Question F21, Page 14

COVERAGE:

Respondents who answered: F20=1

COMMENTS:

This is a derived variable.

F21FREQ MAXIMUM FREQUENCY REPORTED IN F21

Field: 373 Position: 484 Format: 11

<u>CONTENT</u>	<u>CODE</u>	<u>SAMPLE</u>	<u>POPULATION</u>
AT LEAST ONCE A WEEK	1	692	1039980
AT LEAST ONCE A MONTH	2	1486	2358963
LESS THAN ONCE A MONTH	3	1943	3079283
NOT STATED	9 M	3	6252
NOT APPLICABLE	0 M	9371	14041083

WEIGHT VARIABLE: FWGHTSOURCE:

General Social Survey, 1990, Question F21, Page 14

COVERAGE:

Respondents who answered: F20=1

COMMENTS:

This is a derived variable.

DETAILED DESCRIPTION OF VARIABLES**DVF21SON HOW OFTEN WAS HELP PROVIDED TO SON**

Field: 374 Position: 485 Format: 11

<u>CONTENT</u>	<u>CODE</u>	<u>SAMPLE</u>	<u>POPULATION</u>
AT LEAST ONCE A WEEK	1	139	216964
AT LEAST ONCE A MONTH	2	218	335184
LESS THAN ONCE A MONTH	3	174	201615
HELP PROVIDED BUT NOT STATED	8	0	0
NOT STATED	9 M	17	19643
NO HELP PROVIDED	0 M	12947	19752155

WEIGHT VARIABLE: FWGHTSOURCE:

General Social Survey, 1990, Question F21, Page 14

COVERAGE:

Respondents who answered: F20=1

COMMENTS:

This is a derived variable. Code 8 = help was marked but frequency of help was not stated.

DVF21DAU HOW OFTEN WAS HELP PROVIDED TO DAUGHTER

Field: 375 Position: 486 Format: 11

<u>CONTENT</u>	<u>CODE</u>	<u>SAMPLE</u>	<u>POPULATION</u>
AT LEAST ONCE A WEEK	1	206	284760
AT LEAST ONCE A MONTH	2	296	467371
LESS THAN ONCE A MONTH	3	223	301169
HELP PROVIDED BUT NOT STATED	8	2	2126
NOT STATED	9 M	17	19643
NO HELP PROVIDED	0 M	12751	19450491

WEIGHT VARIABLE: FWGHTSOURCE:

General Social Survey, 1990, Question F21, Page 14

COVERAGE:

Respondents who answered: F20=1

COMMENTS:

This is a derived variable. Code 8 = help was marked but frequency of help was not stated.

DETAILED DESCRIPTION OF VARIABLES**DVF21PAR HOW OFTEN WAS HELP PROVIDED TO PARENT**

Field: 376 Position: 487 Format: I1

<u>CONTENT</u>	<u>CODE</u>	<u>SAMPLE</u>	<u>POPULATION</u>
AT LEAST ONCE A WEEK	1	8	11299
AT LEAST ONCE A MONTH	2	17	36780
LESS THAN ONCE A MONTH	3	11	17117
HELP PROVIDED BUT NOT STATED	8	0	0
NOT STATED	9 M	17	19643
NO HELP PROVIDED	0 M	13442	20440722

WEIGHT VARIABLE: FWGHTSOURCE:

General Social Survey, 1990, Question F21, Page 14

COVERAGE:

Respondents who answered: F20=1

COMMENTS:

This is a derived variable. Code 8 = help was marked but frequency of help was not stated.

DVF21BRO HOW OFTEN WAS HELP PROVIDED TO BROTHER/SISTER

Field: 377 Position: 488 Format: I1

<u>CONTENT</u>	<u>CODE</u>	<u>SAMPLE</u>	<u>POPULATION</u>
AT LEAST ONCE A WEEK	1	101	148410
AT LEAST ONCE A MONTH	2	300	424507
LESS THAN ONCE A MONTH	3	455	693795
HELP PROVIDED BUT NOT STATED	8	1	2152
NOT STATED	9 M	17	19643
NO HELP PROVIDED	0 M	12621	19237054

WEIGHT VARIABLE: FWGHTSOURCE:

General Social Survey, 1990, Question F21, Page 14

COVERAGE:

Respondents who answered: F20=1

COMMENTS:

This is a derived variable. Code 8 = help was marked but frequency of help was not stated.

DETAILED DESCRIPTION OF VARIABLES**DVF21REL HOW OFTEN WAS HELP PROVIDED TO OTHER RELATIVE**

Field: 378 Position: 489 Format: 11

<u>CONTENT</u>	<u>CODE</u>	<u>SAMPLE</u>	<u>POPULATION</u>
AT LEAST ONCE A WEEK	1	89	149684
AT LEAST ONCE A MONTH	2	320	583685
LESS THAN ONCE A MONTH	3	394	730722
HELP PROVIDED BUT NOT STATED	8	2	1799
NOT STATED	9 M	17	19643
NO HELP PROVIDED	0 M	12673	19040027

WEIGHT VARIABLE: FWGHTSOURCE:

General Social Survey, 1990, Question F21, Page 14

COVERAGE:

Respondents who answered: F20=1

COMMENTS:

This is a derived variable. Code 8 = help was marked but frequency of help was not stated.

DVF21FRI HOW OFTEN WAS HELP PROVIDED TO FRIEND

Field: 379 Position: 490 Format: 11

<u>CONTENT</u>	<u>CODE</u>	<u>SAMPLE</u>	<u>POPULATION</u>
AT LEAST ONCE A WEEK	1	199	303470
AT LEAST ONCE A MONTH	2	550	883840
LESS THAN ONCE A MONTH	3	924	1495682
HELP PROVIDED BUT NOT STATED	8	2	5419
NOT STATED	9 M	17	19643
NO HELP PROVIDED	0 M	11803	17817506

WEIGHT VARIABLE: FWGHTSOURCE:

General Social Survey, 1990, Question F21, Page 14

COVERAGE:

Respondents who answered: F20=1

COMMENTS:

This is a derived variable. Code 8 = help was marked but frequency of help was not stated.

DETAILED DESCRIPTION OF VARIABLES**DVF210TH HOW OFTEN WAS HELP PROVIDED TO ORGANIZATION/OTHER**

Field: 380 Position: 491 Format: 11

<u>CONTENT</u>	<u>CODE</u>	<u>SAMPLE</u>	<u>POPULATION</u>
AT LEAST ONCE A WEEK	1	14	26347
AT LEAST ONCE A MONTH	2	9	17791
LESS THAN ONCE A MONTH	3	9	15217
HELP PROVIDED BUT NOT STATED	8	0	0
NOT STATED	9 M	17	19643
NO HELP PROVIDED	0 M	13446	20446563

WEIGHT VARIABLE: FWGHTSOURCE:

General Social Survey, 1990, Question F21, Page 14

COVERAGE:

Respondents who answered: F20=1

COMMENTS:

This is a derived variable. Code 8 = help was marked but frequency of help was not stated.

F22**UNPAID PERSONAL CARE PROVIDED BY RESPONDENT?**

Field: 381 Position: 492 Format: 11

<u>CONTENT</u>	<u>CODE</u>	<u>SAMPLE</u>	<u>POPULATION</u>
YES	1	828	1342478
NO	2	12653	19167633
NOT STATED	9 M	14	15450

WEIGHT VARIABLE: FWGHTSOURCE:

General Social Survey, 1990, Question F22, Page 14

COVERAGE:

All respondents

DETAILED DESCRIPTION OF VARIABLES**F23CNT NUMBER OF CATEGORIES MARKED IN F23**

Field: 382 Position: 493 Format: I1

<u>CONTENT</u>	<u>CODE</u>	<u>SAMPLE</u>	<u>POPULATION</u>
ONE CATEGORY	1	794	1277222
TWO CATEGORIES	2	32	60970
THREE CATEGORIES	3	0	0
FOUR CATEGORIES	4	2	4285
FIVE CATEGORIES	5	0	0
SIX CATEGORIES	6	0	0
SEVEN CATEGORIES	7	0	0
NOT APPLICABLE	0 M	12667	19183083

WEIGHT VARIABLE: FWGHTSOURCE:

General Social Survey, 1990, Question F23, Page 14

COVERAGE:

Respondents who answered: F22=1

COMMENTS:

This is a derived variable.

F23FREQ MAXIMUM FREQUENCY REPORTED IN F23

Field: 383 Position: 494 Format: I1

<u>CONTENT</u>	<u>CODE</u>	<u>SAMPLE</u>	<u>POPULATION</u>
AT LEAST ONCE A WEEK	1	248	419956
AT LEAST ONCE A MONTH	2	243	407868
LESS THAN ONCE A MONTH	3	328	500066
NOT STATED	9 M	9	14587
NOT APPLICABLE	0 M	12667	19183083

WEIGHT VARIABLE: FWGHTSOURCE:

General Social Survey, 1990, Question F23, Page 14

COVERAGE:

Respondents who answered: F22=1

COMMENTS:

This is a derived variable.

DETAILED DESCRIPTION OF VARIABLES**DVF23SON HOW OFTEN WAS HELP PROVIDED TO SON**

Field: 384 Position: 495 Format: 11

<u>CONTENT</u>	<u>CODE</u>	<u>SAMPLE</u>	<u>POPULATION</u>
AT LEAST ONCE A WEEK	1	7	12585
AT LEAST ONCE A MONTH	2	5	5529
LESS THAN ONCE A MONTH	3	4	5281
HELP PROVIDED BUT NOT STATED	8	0	0
NOT STATED	9 M	14	15450
NO HELP PROVIDED	0 M	13465	20486717

WEIGHT VARIABLE: FWGHTSOURCE:

General Social Survey, 1990, Question F23, Page 14

COVERAGE:

Respondents who answered: F22=1

COMMENTS:

This is a derived variable. Code 8 = help was marked but frequency of help was not stated.

DVF23DAU HOW OFTEN WAS HELP PROVIDED TO DAUGHTER

Field: 385 Position: 496 Format: 11

<u>CONTENT</u>	<u>CODE</u>	<u>SAMPLE</u>	<u>POPULATION</u>
AT LEAST ONCE A WEEK	1	7	11504
AT LEAST ONCE A MONTH	2	6	16092
LESS THAN ONCE A MONTH	3	7	14661
HELP PROVIDED BUT NOT STATED	8	0	0
NOT STATED	9 M	14	15450
NO HELP PROVIDED	0 M	13461	20467854

WEIGHT VARIABLE: FWGHTSOURCE:

General Social Survey, 1990, Question F23, Page 14

COVERAGE:

Respondents who answered: F22=1

COMMENTS:

This is a derived variable. Code 8 = help was marked but frequency of help was not stated.

DETAILED DESCRIPTION OF VARIABLES**DVF23PAR HOW OFTEN WAS HELP PROVIDED TO PARENT**

Field: 386 Position: 497 Format: 11

<u>CONTENT</u>	<u>CODE</u>	<u>SAMPLE</u>	<u>POPULATION</u>
AT LEAST ONCE A WEEK	1	58	101080
AT LEAST ONCE A MONTH	2	30	49577
LESS THAN ONCE A MONTH	3	59	88782
HELP PROVIDED BUT NOT STATED	8	0	0
NOT STATED	9 M	14	15450
NO HELP PROVIDED	0 M	13334	20270672

WEIGHT VARIABLE: FWGHTSOURCE:

General Social Survey, 1990, Question F23, Page 14

COVERAGE:

Respondents who answered: F22=1

COMMENTS:

This is a derived variable. Code 8 = help was marked but frequency of help was not stated.

DVF23BRO HOW OFTEN WAS HELP PROVIDED TO BROTHER/SISTER

Field: 387 Position: 498 Format: 11

<u>CONTENT</u>	<u>CODE</u>	<u>SAMPLE</u>	<u>POPULATION</u>
AT LEAST ONCE A WEEK	1	20	27728
AT LEAST ONCE A MONTH	2	20	31222
LESS THAN ONCE A MONTH	3	26	34979
HELP PROVIDED BUT NOT STATED	8	0	0
NOT STATED	9 M	14	15450
NO HELP PROVIDED	0 M	13415	20416182

WEIGHT VARIABLE: FWGHTSOURCE:

General Social Survey, 1990, Question F23, Page 14

COVERAGE:

Respondents who answered: F22=1

COMMENTS:

This is a derived variable. Code 8 = help was marked but frequency of help was not stated.

DETAILED DESCRIPTION OF VARIABLES**DVF23REL HOW OFTEN WAS HELP PROVIDED TO OTHER RELATIVE**

Field: 388 Position: 499 Format: I1

<u>CONTENT</u>	<u>CODE</u>	<u>SAMPLE</u>	<u>POPULATION</u>
AT LEAST ONCE A WEEK	1	72	124237
AT LEAST ONCE A MONTH	2	81	144059
LESS THAN ONCE A MONTH	3	99	164973
HELP PROVIDED BUT NOT STATED	8	0	0
NOT STATED	9 M	14	15450
NO HELP PROVIDED	0 M	13229	20076843

WEIGHT VARIABLE: FWGHTSOURCE:

General Social Survey, 1990, Question F23, Page 14

COVERAGE:

Respondents who answered: F22=1

COMMENTS:

This is a derived variable. Code 8 = help was marked but frequency of help was not stated.

DVF23FRI HOW OFTEN WAS HELP PROVIDED TO FRIEND

Field: 389 Position: 500 Format: I1

<u>CONTENT</u>	<u>CODE</u>	<u>SAMPLE</u>	<u>POPULATION</u>
AT LEAST ONCE A WEEK	1	63	96442
AT LEAST ONCE A MONTH	2	97	157406
LESS THAN ONCE A MONTH	3	127	185164
HELP PROVIDED BUT NOT STATED	8	0	0
NOT STATED	9 M	14	15450
NO HELP PROVIDED	0 M	13194	20071100

WEIGHT VARIABLE: FWGHTSOURCE:

General Social Survey, 1990, Question F23, Page 14

COVERAGE:

Respondents who answered: F22=1

COMMENTS:

This is a derived variable. Code 8 = help was marked but frequency of help was not stated.

DETAILED DESCRIPTION OF VARIABLES**DVF230TH HOW OFTEN WAS HELP PROVIDED TO ORGANIZATION/OTHER**

Field: 390 Position: 501 Format: 11

<u>CONTENT</u>	<u>CODE</u>	<u>SAMPLE</u>	<u>POPULATION</u>
AT LEAST ONCE A WEEK	1	34	70211
AT LEAST ONCE A MONTH	2	19	29695
LESS THAN ONCE A MONTH	3	15	25916
HELP PROVIDED BUT NOT STATED	8	10	19182
NOT STATED	9 M	14	15450
NO HELP PROVIDED	0 M	13403	20365107

WEIGHT VARIABLE: FWGHTSOURCE:

General Social Survey, 1990, Question F23, Page 14

COVERAGE:

Respondents who answered: F22=1

COMMENTS:

This is a derived variable. Code 8 = help was marked but frequency of help was not stated.

F24**FINANCIAL SUPPORT PROVIDED BY RESPONDENT?**

Field: 391 Position: 502 Format: 11

<u>CONTENT</u>	<u>CODE</u>	<u>SAMPLE</u>	<u>POPULATION</u>
YES	1	3357	5138013
NO	2	10107	15357490
NOT STATED	9 M	31	30059

WEIGHT VARIABLE: FWGHTSOURCE:

General Social Survey, 1990, Question F24, Page 15

COVERAGE:

All respondents

DETAILED DESCRIPTION OF VARIABLES**F25CNT NUMBER OF CATEGORIES MARKED IN F25**

Field: 392 Position: 503 Format: 11

<u>CONTENT</u>	<u>CODE</u>	<u>SAMPLE</u>	<u>POPULATION</u>
ONE CATEGORY	1	2715	4164940
TWO CATEGORIES	2	558	845644
THREE CATEGORIES	3	73	111146
FOUR CATEGORIES	4	11	16283
FIVE CATEGORIES	5	0	0
SIX CATEGORIES	6	0	0
SEVEN CATEGORIES	7	0	0
NOT APPLICABLE	0 M	10138	15387548

WEIGHT VARIABLE: FWGHTSOURCE:

General Social Survey, 1990, Question F25, Page 15

COVERAGE:

Respondents who answered: F24=1

COMMENTS:

This is a derived variable.

F25FREQ MAXIMUM FREQUENCY REPORTED IN F25

Field: 393 Position: 504 Format: 11

<u>CONTENT</u>	<u>CODE</u>	<u>SAMPLE</u>	<u>POPULATION</u>
AT LEAST ONCE A WEEK	1	326	470064
AT LEAST ONCE A MONTH	2	975	1515609
LESS THAN ONCE A MONTH	3	2018	3116415
NOT STATED	9 M	38	35925
NOT APPLICABLE	0 M	10138	15387548

WEIGHT VARIABLE: FWGHTSOURCE:

General Social Survey, 1990, Question F25, Page 15

COVERAGE:

Respondents who answered: F24=1

COMMENTS:

This is a derived variable.

DETAILED DESCRIPTION OF VARIABLES**DVF25SON HOW OFTEN WAS HELP PROVIDED TO SON**

Field: 394 Position: 505 Format: I1

<u>CONTENT</u>	<u>CODE</u>	<u>SAMPLE</u>	<u>POPULATION</u>
AT LEAST ONCE A WEEK	1	29	36556
AT LEAST ONCE A MONTH	2	160	261538
LESS THAN ONCE A MONTH	3	335	464990
HELP PROVIDED BUT NOT STATED	8	0	0
NOT STATED	9 M	31	30059
NO HELP PROVIDED	0 M	12940	19732418

WEIGHT VARIABLE: FWGHTSOURCE:

General Social Survey, 1990, Question F25, Page 15

COVERAGE:

Respondents who answered: F24=1

COMMENTS:

This is a derived variable. Code 8 = help was marked but frequency of help was not stated.

DVF25DAU HOW OFTEN WAS HELP PROVIDED TO DAUGHTER

Field: 395 Position: 506 Format: I1

<u>CONTENT</u>	<u>CODE</u>	<u>SAMPLE</u>	<u>POPULATION</u>
AT LEAST ONCE A WEEK	1	39	58197
AT LEAST ONCE A MONTH	2	168	267043
LESS THAN ONCE A MONTH	3	354	499851
HELP PROVIDED BUT NOT STATED	8	1	452
NOT STATED	9 M	31	30059
NO HELP PROVIDED	0 M	12902	19669959

WEIGHT VARIABLE: FWGHTSOURCE:

General Social Survey, 1990, Question F25, Page 15

COVERAGE:

Respondents who answered: F24=1

COMMENTS:

This is a derived variable. Code 8 = help was marked but frequency of help was not stated.

DETAILED DESCRIPTION OF VARIABLES**DVF25PAR HOW OFTEN WAS HELP PROVIDED TO PARENT**

Field: 396 Position: 507 Format: I1

<u>CONTENT</u>	<u>CODE</u>	<u>SAMPLE</u>	<u>POPULATION</u>
AT LEAST ONCE A WEEK	1	9	12236
AT LEAST ONCE A MONTH	2	64	102107
LESS THAN ONCE A MONTH	3	138	256503
HELP PROVIDED BUT NOT STATED	8	0	0
NOT STATED	9 M	31	30059
NO HELP PROVIDED	0 M	13253	20124657

WEIGHT VARIABLE: FWGHTSOURCE:

General Social Survey, 1990, Question F25, Page 15

COVERAGE:

Respondents who answered: F24=1

COMMENTS:

This is a derived variable. Code 8 = help was marked but frequency of help was not stated.

DVF25BRO HOW OFTEN WAS HELP PROVIDED TO BROTHER/SISTER

Field: 397 Position: 508 Format: I1

<u>CONTENT</u>	<u>CODE</u>	<u>SAMPLE</u>	<u>POPULATION</u>
AT LEAST ONCE A WEEK	1	8	8205
AT LEAST ONCE A MONTH	2	81	124669
LESS THAN ONCE A MONTH	3	298	462821
HELP PROVIDED BUT NOT STATED	8	0	0
NOT STATED	9 M	31	30059
NO HELP PROVIDED	0 M	13077	19899807

WEIGHT VARIABLE: FWGHTSOURCE:

General Social Survey, 1990, Question F25, Page 15

COVERAGE:

Respondents who answered: F24=1

COMMENTS:

This is a derived variable. Code 8 = help was marked but frequency of help was not stated.

DETAILED DESCRIPTION OF VARIABLES**DVF25REL HOW OFTEN WAS HELP PROVIDED TO OTHER RELATIVE**

Field: 398 Position: 509 Format: 11

<u>CONTENT</u>	<u>CODE</u>	<u>SAMPLE</u>	<u>POPULATION</u>
AT LEAST ONCE A WEEK	1	27	44085
AT LEAST ONCE A MONTH	2	116	187680
LESS THAN ONCE A MONTH	3	283	442965
HELP PROVIDED BUT NOT STATED	8	1	714
NOT STATED	9 M	31	30059
NO HELP PROVIDED	0 M	13037	19820059

WEIGHT VARIABLE: FWGHTSOURCE:

General Social Survey, 1990, Question F25, Page 15

COVERAGE:

Respondents who answered: F24=1

COMMENTS:

This is a derived variable. Code 8 = help was marked but frequency of help was not stated.

DVF25FRI HOW OFTEN WAS HELP PROVIDED TO FRIEND

Field: 399 Position: 510 Format: 11

<u>CONTENT</u>	<u>CODE</u>	<u>SAMPLE</u>	<u>POPULATION</u>
AT LEAST ONCE A WEEK	1	56	87143
AT LEAST ONCE A MONTH	2	246	423749
LESS THAN ONCE A MONTH	3	693	1192885
HELP PROVIDED BUT NOT STATED	8	3	4257
NOT STATED	9 M	31	30059
NO HELP PROVIDED	0 M	12466	18787469

WEIGHT VARIABLE: FWGHTSOURCE:

General Social Survey, 1990, Question F25, Page 15

COVERAGE:

Respondents who answered: F24=1

COMMENTS:

This is a derived variable. Code 8 = help was marked but frequency of help was not stated.

DETAILED DESCRIPTION OF VARIABLES**DVF25CHU HOW OFTEN WAS HELP PROVIDED TO CHURCH**

Field: 400 Position: 511 Format: I1

<u>CONTENT</u>	<u>CODE</u>	<u>SAMPLE</u>	<u>POPULATION</u>
AT LEAST ONCE A WEEK	1	138	173353
AT LEAST ONCE A MONTH	2	85	112267
LESS THAN ONCE A MONTH	3	76	91545
HELP PROVIDED BUT NOT STATED	8	18	17105
NOT STATED	9 M	31	30059
NO HELP PROVIDED	0 M	13147	20101232

WEIGHT VARIABLE: FWGHTSOURCE:

General Social Survey, 1990, Question F25, Page 15

COVERAGE:

Respondents who answered: F24=1

COMMENTS:

This derived variable was created due to high frequency in the specify field.
Code 8 = help was marked but frequency of help was not stated.

DVF25CHA HOW OFTEN WAS HELP PROVIDED TO CHARITIES

Field: 401 Position: 512 Format: I1

<u>CONTENT</u>	<u>CODE</u>	<u>SAMPLE</u>	<u>POPULATION</u>
AT LEAST ONCE A WEEK	1	68	107465
AT LEAST ONCE A MONTH	2	184	270092
LESS THAN ONCE A MONTH	3	227	275196
HELP PROVIDED BUT NOT STATED	8	27	21945
NOT STATED	9 M	31	30059
NO HELP PROVIDED	0 M	12958	19820804

WEIGHT VARIABLE: FWGHTSOURCE:

General Social Survey, 1990, Question F25, Page 25

COVERAGE:

Respondents who answered: F24=1

COMMENTS:

This derived variable was created due to high frequency in the specify field.
Code 8 = help was marked but frequency of help was not stated.

DETAILED DESCRIPTION OF VARIABLES**DVF250TH HOW OFTEN WAS HELP PROVIDED TO ORGANIZATION/OTHER**

Field: 402 Position: 513 Format: I1

<u>CONTENT</u>	<u>CODE</u>	<u>SAMPLE</u>	<u>POPULATION</u>
AT LEAST ONCE A WEEK	1	20	33414
AT LEAST ONCE A MONTH	2	55	99464
LESS THAN ONCE A MONTH	3	78	104131
HELP PROVIDED BUT NOT STATED	8	9	10177
NOT STATED	9 M	31	30059
NO HELP PROVIDED	0 M	13302	20248316

WEIGHT VARIABLE: FWGHTSOURCE:

General Social Survey, 1990, Question F25, Page 15

COVERAGE:

Respondents who answered: F24=1

COMMENTS:

This is a derived variable. Code 8 = help was marked but frequency of help was not stated.

F26**FINANCIAL SUPPORT PROVIDED TO RESPONDENT?**

Field: 403 Position: 514 Format: I1

<u>CONTENT</u>	<u>CODE</u>	<u>SAMPLE</u>	<u>POPULATION</u>
YES	1	1500	2222687
NO	2	11970	18273468
NOT STATED	9 M	25	29406

WEIGHT VARIABLE: FWGHTSOURCE:

General Social Survey, 1990, Question F26, Page 15

COVERAGE:

All respondents

DETAILED DESCRIPTION OF VARIABLES**F27CNT NUMBER OF CATEGORIES MARKED IN F27**

Field: 404 Position: 515 Format: I1

<u>CONTENT</u>	<u>CODE</u>	<u>SAMPLE</u>	<u>POPULATION</u>
ONE CATEGORY	1	1335	1984882
TWO CATEGORIES	2	144	206752
THREE CATEGORIES	3	20	28085
FOUR CATEGORIES	4	1	2969
FIVE CATEGORIES	5	0	0
SIX CATEGORIES	6	0	0
SEVEN CATEGORIES	7	0	0
NOT APPLICABLE	0 M	11995	18302874

WEIGHT VARIABLE: FWGHTSOURCE:

General Social Survey, 1990, Question F27, Page 15

COVERAGE:

Respondents who answered: F26=1

COMMENTS:

This is a derived variable.

F27FREQ MAXIMUM FREQUENCY REPORTED IN F27

Field: 405 Position: 516 Format: I1

<u>CONTENT</u>	<u>CODE</u>	<u>SAMPLE</u>	<u>POPULATION</u>
AT LEAST ONCE A WEEK	1	74	117974
AT LEAST ONCE A MONTH	2	361	531658
LESS THAN ONCE A MONTH	3	1058	1563201
NOT STATED	9 M	7	9854
NOT APPLICABLE	0 M	11995	18302874

WEIGHT VARIABLE: FWGHTSOURCE:

General Social Survey, 1990, Question F27, Page 15

COVERAGE:

Respondents who answered: F26=1

COMMENTS:

This is a derived variable.

DETAILED DESCRIPTION OF VARIABLES**DVF27SON HOW OFTEN WAS HELP PROVIDED BY SON**

Field: 406 Position: 517 Format: 11

<u>CONTENT</u>	<u>CODE</u>	<u>SAMPLE</u>	<u>POPULATION</u>
AT LEAST ONCE A WEEK	1	1	1342
AT LEAST ONCE A MONTH	2	6	7886
LESS THAN ONCE A MONTH	3	36	38073
HELP PROVIDED BUT NOT STATED	8	0	0
NOT STATED	9 M	25	29406
NO HELP PROVIDED	0 M	13427	20448855

WEIGHT VARIABLE: FWGHTSOURCE:

General Social Survey, 1990, Question F27, Page 15

COVERAGE:

Respondents who answered: F26=1

COMMENTS:

This is a derived variable. Code 8 = help was marked but frequency of help was not stated.

DVF27DAU HOW OFTEN WAS HELP PROVIDED BY DAUGHTER

Field: 407 Position: 518 Format: 11

<u>CONTENT</u>	<u>CODE</u>	<u>SAMPLE</u>	<u>POPULATION</u>
AT LEAST ONCE A WEEK	1	2	3828
AT LEAST ONCE A MONTH	2	9	13393
LESS THAN ONCE A MONTH	3	35	38782
HELP PROVIDED BUT NOT STATED	8	0	0
NOT STATED	9 M	25	29406
NO HELP PROVIDED	0 M	13424	20440152

WEIGHT VARIABLE: FWGHTSOURCE:

General Social Survey, 1990, Question F27, Page 15

COVERAGE:

Respondents who answered: F26=1

COMMENTS:

This is a derived variable. Code 8 = help was marked but frequency of help was not stated.

DETAILED DESCRIPTION OF VARIABLES**DVF27PAR HOW OFTEN WAS HELP PROVIDED BY PARENT**

Field: 408 Position: 519 Format: 11

<u>CONTENT</u>	<u>CODE</u>	<u>SAMPLE</u>	<u>POPULATION</u>
AT LEAST ONCE A WEEK	1	32	52689
AT LEAST ONCE A MONTH	2	156	240230
LESS THAN ONCE A MONTH	3	538	735389
HELP PROVIDED BUT NOT STATED	8	0	0
NOT STATED	9 M	25	29406
NO HELP PROVIDED	0 M	12744	19467847

WEIGHT VARIABLE: FWGHTSOURCE:

General Social Survey, 1990, Question F27, Page 15

COVERAGE:

Respondents who answered: F26=1

COMMENTS:

This is a derived variable. Code 8 = help was marked but frequency of help was not stated.

DVF27BRO HOW OFTEN WAS HELP PROVIDED BY BROTHER/SISTER

Field: 409 Position: 520 Format: 11

<u>CONTENT</u>	<u>CODE</u>	<u>SAMPLE</u>	<u>POPULATION</u>
AT LEAST ONCE A WEEK	1	3	3885
AT LEAST ONCE A MONTH	2	27	42480
LESS THAN ONCE A MONTH	3	115	168647
HELP PROVIDED BUT NOT STATED	8	0	0
NOT STATED	9 M	25	29406
NO HELP PROVIDED	0 M	13325	20281144

WEIGHT VARIABLE: FWGHTSOURCE:

General Social Survey, 1990, Question F27, Page 15

COVERAGE:

Respondents who answered: F26=1

COMMENTS:

This is a derived variable. Code 8 = help was marked but frequency of help was not stated.

DETAILED DESCRIPTION OF VARIABLES**DVF27REL HOW OFTEN WAS HELP PROVIDED BY OTHER RELATIVE**

Field: 410 Position: 521 Format: 11

<u>CONTENT</u>	<u>CODE</u>	<u>SAMPLE</u>	<u>POPULATION</u>
AT LEAST ONCE A WEEK	1	10	12821
AT LEAST ONCE A MONTH	2	54	82679
LESS THAN ONCE A MONTH	3	159	260001
HELP PROVIDED BUT NOT STATED	8	0	0
NOT STATED	9 M	25	29406
NO HELP PROVIDED	0 M	13247	20140654

WEIGHT VARIABLE: FWGHTSOURCE:

General Social Survey, 1990, Question F27, Page 15

COVERAGE:

Respondents who answered: F26=1

COMMENTS:

This is a derived variable. Code 8 = help was marked but frequency of help was not stated.

DVF27FRI HOW OFTEN WAS HELP PROVIDED BY FRIEND

Field: 411 Position: 522 Format: 11

<u>CONTENT</u>	<u>CODE</u>	<u>SAMPLE</u>	<u>POPULATION</u>
AT LEAST ONCE A WEEK	1	23	46235
AT LEAST ONCE A MONTH	2	87	134300
LESS THAN ONCE A MONTH	3	280	470573
HELP PROVIDED BUT NOT STATED	8	0	0
NOT STATED	9 M	25	29406
NO HELP PROVIDED	0 M	13080	19845048

WEIGHT VARIABLE: FWGHTSOURCE:

General Social Survey, 1990, Question F27, Page 15

COVERAGE:

Respondents who answered: F26=1

COMMENTS:

This is a derived variable. Code 8 = help was marked but frequency of help was not stated.

DETAILED DESCRIPTION OF VARIABLES**DVF27SUP HOW OFTEN WAS HELP PROVIDED BY SUPPORT GROUP**

Field: 412 Position: 523 Format: I1

<u>CONTENT</u>	<u>CODE</u>	<u>SAMPLE</u>	<u>POPULATION</u>
AT LEAST ONCE A WEEK	1	2	1652
AT LEAST ONCE A MONTH	2	29	23098
LESS THAN ONCE A MONTH	3	3	1749
HELP PROVIDED BUT NOT STATED	8	4	3899
NOT STATED	9 M	25	29406
NO HELP PROVIDED	0 M	13432	20465756

WEIGHT VARIABLE: FWGHTSOURCE:

General Social Survey, 1990, Question F27, Page 15

COVERAGE:

Respondents who answered: F26=1

COMMENTS:

This derived variable was created due to high frequency in the specify field.

Code 8 = help was marked but frequency of help was not stated.

DVF27OTH HOW OFTEN WAS HELP PROVIDED BY ORGANIZATION/OTHER

Field: 413 Position: 524 Format: I1

<u>CONTENT</u>	<u>CODE</u>	<u>SAMPLE</u>	<u>POPULATION</u>
AT LEAST ONCE A WEEK	1	5	4806
AT LEAST ONCE A MONTH	2	32	42987
LESS THAN ONCE A MONTH	3	34	55910
HELP PROVIDED BUT NOT STATED	8	5	7181
NOT STATED	9 M	25	29406
NO HELP PROVIDED	0 M	13394	20385272

WEIGHT VARIABLE: FWGHTSOURCE:

General Social Survey, 1990, Question F27, Page 15

COVERAGE:

Respondents who answered: F26=1

COMMENTS:

This is a derived variable. Code 8 = help was marked but frequency of help was not stated.

DETAILED DESCRIPTION OF VARIABLES**DVF28A HOW OFTEN WAS HELP PAID FOR MEAL PREPARATION**

Field: 414 Position: 525 Format: I1

<u>CONTENT</u>	<u>CODE</u>	<u>SAMPLE</u>	<u>POPULATION</u>
AT LEAST ONCE A WEEK	1	164	193715
AT LEAST ONCE A MONTH	2	33	40902
LESS THAN ONCE A MONTH	3	59	82502
PAID HELP - AMOUNT NOT STATED	8	9	11484
NOT STATED	9 M	25	31931
NO PAID HELP	0 M	13205	20165028

WEIGHT VARIABLE: FWGHTSOURCE:

General Social Survey, 1990, Question F28, Page 16

COVERAGE:

All respondents

COMMENTS:

This is a derived variable. Code 8 = help was marked but frequency of help was not stated.

DVF28B HOW OFTEN WAS HELP PAID FOR CLEANING/LAUNDRY

Field: 415 Position: 526 Format: I1

<u>CONTENT</u>	<u>CODE</u>	<u>SAMPLE</u>	<u>POPULATION</u>
AT LEAST ONCE A WEEK	1	547	799031
AT LEAST ONCE A MONTH	2	488	632008
LESS THAN ONCE A MONTH	3	244	308470
PAID HELP - AMOUNT NOT STATED	8	25	50685
NOT STATED	9 M	27	35985
NO PAID HELP	0 M	12164	18699382

WEIGHT VARIABLE: FWGHTSOURCE:

General Social Survey, 1990, Question F28, Page 16

COVERAGE:

All respondents

COMMENTS:

This is a derived variable. Code 8 = help was marked but frequency of help was not stated.

DETAILED DESCRIPTION OF VARIABLES

DVF28C

HOW OFTEN WAS HELP PAID FOR OUTSIDE WORK

Field: 416 Position: 527 Format: 11

<u>CONTENT</u>	<u>CODE</u>	<u>SAMPLE</u>	<u>POPULATION</u>
AT LEAST ONCE A WEEK	1	212	307459
AT LEAST ONCE A MONTH	2	407	527432
LESS THAN ONCE A MONTH	3	1151	1598344
PAID HELP - AMOUNT NOT STATED	8	31	60758
NOT STATED	9 M	29	37772
NO PAID HELP	0 M	11665	17993795

WEIGHT VARIABLE: FWGHTSOURCE:

General Social Survey, 1990, Question F28, Page 16

COVERAGE:

All respondents

COMMENTS:

This is a derived variable. Code 8 = help was marked but frequency of help was not stated.

DVF28D

HOW OFTEN WAS HELP PAID FOR TRANSPORTATION

Field: 417 Position: 528 Format: 11

<u>CONTENT</u>	<u>CODE</u>	<u>SAMPLE</u>	<u>POPULATION</u>
AT LEAST ONCE A WEEK	1	365	390446
AT LEAST ONCE A MONTH	2	295	314712
LESS THAN ONCE A MONTH	3	408	491615
PAID HELP - AMOUNT NOT STATED	8	10	16882
NOT STATED	9 M	46	60216
NO PAID HELP	0 M	12371	19251690

WEIGHT VARIABLE: FWGHTSOURCE:

General Social Survey, 1990, Question F28, Page 16

COVERAGE:

All respondents

COMMENTS:

This is a derived variable. Code 8 = help was marked but frequency of help was not stated.

DETAILED DESCRIPTION OF VARIABLES

DVF28E

HOW OFTEN WAS HELP PAID FOR GROCERY SHOPPING

Field: 418 Position: 529 Format: 11

<u>CONTENT</u>	<u>CODE</u>	<u>SAMPLE</u>	<u>POPULATION</u>
AT LEAST ONCE A WEEK	1	85	80768
AT LEAST ONCE A MONTH	2	48	51171
LESS THAN ONCE A MONTH	3	26	35381
PAID HELP - AMOUNT NOT STATED	8	8	7189
NOT STATED	9 M	69	83298
NO PAID HELP	0 M	13259	20267755

WEIGHT VARIABLE: FWGHTSOURCE:

General Social Survey, 1990, Question F28, Page 16

COVERAGE:

All respondents

COMMENTS:

This is a derived variable. Code 8 = help was marked but frequency of help was not stated.

DVF29

HOW OFTEN DID RESPONDENT DO VOLUNTEER WORK

Field: 419 Position: 530 Format: 11

<u>CONTENT</u>	<u>CODE</u>	<u>SAMPLE</u>	<u>POPULATION</u>
AT LEAST ONCE A WEEK	1	1432	2131902
AT LEAST ONCE A MONTH	2	1410	2066807
LESS THAN ONCE A MONTH	3	1324	2033546
VOLUNTEER WORK-AMT NOT STATED	8	44	56227
NOT STATED	9 M	29	35020
NO VOLUNTEER WORK	0 M	9256	14202058

WEIGHT VARIABLE: FWGHTSOURCE:

General Social Survey, 1990, Question F29, Page 16

COVERAGE:

All respondents

COMMENTS:

This is a derived variable. Code 8 = volunteer work was marked but frequency of work was not stated.

DETAILED DESCRIPTION OF VARIABLES

F30

RESPONDENT LIMITED TO KINDS OR AMOUNT OF ACTIVITY?

Field: 420 Position: 531 Format: 11

<u>CONTENT</u>	<u>CODE</u>	<u>SAMPLE</u>	<u>POPULATION</u>
YES	1	2175	2678976
NO	2	11291	17805054
NOT STATED	9 M	29	41531

WEIGHT VARIABLE: FWGHTSOURCE:

General Social Survey, 1990, Question F30, Page 16

COVERAGE:

All respondents

F31

RESPONDENT RECEIVED PERSONAL CARE?

Field: 421 Position: 532 Format: 11

<u>CONTENT</u>	<u>CODE</u>	<u>SAMPLE</u>	<u>POPULATION</u>
YES	1	254	323962
NO	2	1869	2267910
NOT STATED	9 M	81	128635
NOT APPLICABLE	0 M	11291	17805054

WEIGHT VARIABLE: FWGHTSOURCE:

General Social Survey, 1990, Question F31, Page 16

COVERAGE:

Respondents who answered: F30=1

DETAILED DESCRIPTION OF VARIABLES**F32CNT NUMBER OF CATEGORIES PROVIDING PERSONAL CARE**

Field: 422 Position: 533 Format: I1

<u>CONTENT</u>	<u>CODE</u>	<u>SAMPLE</u>	<u>POPULATION</u>
ONE CATEGORY	1	208	265843
TWO CATEGORIES	2	21	31723
THREE CATEGORIES	3	1	1006
FOUR CATEGORIES	4	1	2069
FIVE CATEGORIES	5	0	0
SIX CATEGORIES	6	0	0
SEVEN CATEGORIES	7	0	0
EIGHT CATEGORIES	8	2	2370
NOT APPLICABLE	0 M	13262	20222551

WEIGHT VARIABLE: FWGHTSOURCE:

General Social Survey, 1990, Question F32, Page 16

COVERAGE:

All respondents

COMMENTS:

This is a derived variable.

F32IN NUMBER PROVIDING PERSONAL CARE LIVING IN HOUSEHOLD

Field: 423 Position: 534 Format: I1

<u>CONTENT</u>	<u>CODE</u>	<u>SAMPLE</u>	<u>POPULATION</u>
ONE PERSON	1	73	131314
TWO PERSONS	2	5	11021
THREE PERSONS	3	2	3074
FOUR PERSONS	4	0	0
FIVE PERSONS	5	0	0
SIX PERSONS	6	0	0
SEVEN PERSONS	7	0	0
EIGHT PERSONS	8	0	0
NOT APPLICABLE	0 M	13415	20380151

WEIGHT VARIABLE: FWGHTSOURCE:

General Social Survey, 1990, Question F32, Page 16

COVERAGE:

All respondents

COMMENTS:

This is a derived variable.

DETAILED DESCRIPTION OF VARIABLES**F32OUT NO. OF CATEGORIES PROVIDING CARE OUTSIDE HOUSEHOLD**

Field: 424 Position: 535 Format: 11

<u>CONTENT</u>	<u>CODE</u>	<u>SAMPLE</u>	<u>POPULATION</u>
ONE CATEGORY	1	140	153770
TWO CATEGORIES	2	9	7842
THREE CATEGORIES	3	0	0
FOUR CATEGORIES	4	0	0
FIVE CATEGORIES	5	0	0
SIX CATEGORIES	6	0	0
SEVEN CATEGORIES	7	1	811
EIGHT CATEGORIES	8	1	1559
NOT APPLICABLE	0 M	13344	20361579

WEIGHT VARIABLE: FWGHTSOURCE:

General Social Survey, 1990, Question F32, Page 16

COVERAGE:

All respondents

COMMENTS:

This is a derived variable.

F32SPS PERSONAL CARE PROVIDED BY SPOUSE?

Field: 425 Position: 536 Format: 11

<u>CONTENT</u>	<u>CODE</u>	<u>SAMPLE</u>	<u>POPULATION</u>
YES	1	51	95737
NO	2	182	207273
NOT STATED	9 M	102	149587
NOT APPLICABLE	0 M	13160	20072964

WEIGHT VARIABLE: FWGHTSOURCE:

General Social Survey, 1990, Question F32, Page 16

COVERAGE:

Respondents who answered: F31=1

DETAILED DESCRIPTION OF VARIABLES**F32SON PERSONAL CARE PROVIDED BY SON?**

Field: 426 Position: 537 Format: I1

<u>CONTENT</u>	<u>CODE</u>	<u>SAMPLE</u>	<u>POPULATION</u>
YES	1	8	13220
NO	2	225	289790
NOT STATED	9 M	102	149587
NOT APPLICABLE	0 M	13160	20072964

WEIGHT VARIABLE: FWGHTSOURCE:

General Social Survey, 1990, Question F32, Page 16

COVERAGE:

Respondents who answered: F31=1

F32DAU PERSONAL CARE PROVIDED BY DAUGHTER?

Field: 427 Position: 538 Format: I1

<u>CONTENT</u>	<u>CODE</u>	<u>SAMPLE</u>	<u>POPULATION</u>
YES	1	34	37560
NO	2	199	265450
NOT STATED	9 M	102	149587
NOT APPLICABLE	0 M	13160	20072964

WEIGHT VARIABLE: FWGHTSOURCE:

General Social Survey, 1990, Question F32, Page 16

COVERAGE:

Respondents who answered: F31=1

F32PAR PERSONAL CARE PROVIDED BY PARENT?

Field: 428 Position: 539 Format: I1

<u>CONTENT</u>	<u>CODE</u>	<u>SAMPLE</u>	<u>POPULATION</u>
YES	1	19	31997
NO	2	214	271013
NOT STATED	9 M	102	149587
NOT APPLICABLE	0 M	13160	20072964

WEIGHT VARIABLE: FWGHTSOURCE:

General Social Survey, 1990, Question F32, Page 16

COVERAGE:

Respondents who answered: F31=1

DETAILED DESCRIPTION OF VARIABLES

F32BRO

PERSONAL CARE PROVIDED BY BROTHER/SISTER?

Field: 429 Position: 540 Format: 11

<u>CONTENT</u>	<u>CODE</u>	<u>SAMPLE</u>	<u>POPULATION</u>
YES	1	12	22744
NO	2	221	280267
NOT STATED	9 M	102	149587
NOT APPLICABLE	0 M	13160	20072964

WEIGHT VARIABLE: FWGHTSOURCE:

General Social Survey, 1990, Question F32, Page 16

COVERAGE:

Respondents who answered: F31=1

F32REL

PERSONAL CARE PROVIDED BY OTHER RELATIVE?

Field: 430 Position: 541 Format: 11

<u>CONTENT</u>	<u>CODE</u>	<u>SAMPLE</u>	<u>POPULATION</u>
YES	1	13	11588
NO	2	220	291423
NOT STATED	9 M	102	149587
NOT APPLICABLE	0 M	13160	20072964

WEIGHT VARIABLE: FWGHTSOURCE:

General Social Survey, 1990, Question F32, Page 16

COVERAGE:

Respondents who answered: F31=1

F32FRI

PERSONAL CARE PROVIDED BY FRIEND?

Field: 431 Position: 542 Format: 11

<u>CONTENT</u>	<u>CODE</u>	<u>SAMPLE</u>	<u>POPULATION</u>
YES	1	21	31458
NO	2	212	271553
NOT STATED	9 M	102	149587
NOT APPLICABLE	0 M	13160	20072964

WEIGHT VARIABLE: FWGHTSOURCE:

General Social Survey, 1990, Question F32, Page 16

COVERAGE:

Respondents who answered: F31=1

DETAILED DESCRIPTION OF VARIABLES**F32OTH****PERSONAL CARE PROVIDED BY OTHER?**

Field: 432 Position: 543 Format: 11

<u>CONTENT</u>	<u>CODE</u>	<u>SAMPLE</u>	<u>POPULATION</u>
YES	1	115	115236
NO	2	118	187775
NOT STATED	9 M	102	149587
NOT APPLICABLE	0 M	13160	20072964

WEIGHT VARIABLE: FWGHTSOURCE:

General Social Survey, 1990, Question F32, Page 16

COVERAGE:

Respondents who answered: F31=1

F32HWSPS**SPOUSE PROVIDING PERS. CARE LIVES IN HOUSEHOLD?**

Field: 433 Position: 544 Format: 11

<u>CONTENT</u>	<u>CODE</u>	<u>SAMPLE</u>	<u>POPULATION</u>
YES	1	50	94178
NO	2	1	1559
NOT STATED	9 M	102	149587
NOT APPLICABLE	0 M	13342	20280237

WEIGHT VARIABLE: FWGHTSOURCE:

General Social Survey, 1990, Question F32, Page 16

COVERAGE:

Respondents who answered: F31=1 and F32SPS=1

F32HWSON**SON PROVIDING PERSONAL CARE LIVES IN HOUSEHOLD?**

Field: 434 Position: 545 Format: 11

<u>CONTENT</u>	<u>CODE</u>	<u>SAMPLE</u>	<u>POPULATION</u>
YES	1	4	9573
NO	2	4	3647
NOT STATED	9 M	102	149587
NOT APPLICABLE	0 M	13385	20362754

WEIGHT VARIABLE: FWGHTSOURCE:

General Social Survey, 1990, Question F32, Page 16

COVERAGE:

Respondents who answered: F31=1 and F32SON=1

DETAILED DESCRIPTION OF VARIABLES**F32HWDAU DAUGHTER PROVIDING PERS. CARE LIVES IN HOUSEHOLD?**

Field: 435 Position: 546 Format: I1

<u>CONTENT</u>	<u>CODE</u>	<u>SAMPLE</u>	<u>POPULATION</u>
YES	1	7	13297
NO	2	27	24263
NOT STATED	9 M	102	149587
NOT APPLICABLE	0 M	13359	20338414

WEIGHT VARIABLE: FWGHTSOURCE:

General Social Survey, 1990, Question F32, Page 16

COVERAGE:

Respondents who answered: F31=1 and F32DAU=1

F32HWPAR PARENT PROVIDING PERSONAL CARE LIVES IN HOUSEHOLD?

Field: 436 Position: 547 Format: I1

<u>CONTENT</u>	<u>CODE</u>	<u>SAMPLE</u>	<u>POPULATION</u>
YES	1	5	14852
NO	2	14	17146
NOT STATED	9 M	102	149587
NOT APPLICABLE	0 M	13374	20343977

WEIGHT VARIABLE: FWGHTSOURCE:

General Social Survey, 1990, Question F32, Page 16

COVERAGE:

Respondents who answered: F31=1 and F32PAR=1

F32HWBRO BRO./SIS. PROVIDING PERS. CARE LIVES IN HOUSEHOLD?

Field: 437 Position: 548 Format: I1

<u>CONTENT</u>	<u>CODE</u>	<u>SAMPLE</u>	<u>POPULATION</u>
YES	1	3	7935
NO	2	9	14809
NOT STATED	9 M	102	149587
NOT APPLICABLE	0 M	13381	20353230

WEIGHT VARIABLE: FWGHTSOURCE:

General Social Survey, 1990, Question F32, Page 16

COVERAGE:

Respondents who answered: F31=1 and F32BRO=1

DETAILED DESCRIPTION OF VARIABLES**F32HWREL OTHER REL. PROVIDING PERS. CARE LIVES IN HOUSEHOLD**

Field: 438 Position: 549 Format: 11

<u>CONTENT</u>	<u>CODE</u>	<u>SAMPLE</u>	<u>POPULATION</u>
YES	1	3	3301
NO	2	10	8286
NOT STATED	9 M	102	149587
NOT APPLICABLE	0 M	13380	20364386

WEIGHT VARIABLE: FWGHTSOURCE:

General Social Survey, 1990, Question F32, Page 16

COVERAGE:

Respondents who answered: F31=1 and F32REL=1

F32HWFRI FRIEND PROVIDING PERSONAL CARE LIVES IN HOUSEHOLD?

Field: 439 Position: 550 Format: 11

<u>CONTENT</u>	<u>CODE</u>	<u>SAMPLE</u>	<u>POPULATION</u>
YES	1	5	5976
NO	2	16	25482
NOT STATED	9 M	102	149587
NOT APPLICABLE	0 M	13372	20344517

WEIGHT VARIABLE: FWGHTSOURCE:

General Social Survey, 1990, Question F32, Page 16

COVERAGE:

Respondents who answered: F31=1 and F32FRI=1

F32HWOTH OTHER PER. PROVIDING PERS. CARE LIVES IN HOUSEHOLD

Field: 440 Position: 551 Format: 11

<u>CONTENT</u>	<u>CODE</u>	<u>SAMPLE</u>	<u>POPULATION</u>
YES	1	12	13467
NO	2	92	92411
NOT STATED	9 M	113	158945
NOT APPLICABLE	0 M	13278	20260738

WEIGHT VARIABLE: FWGHTSOURCE:

General Social Survey, 1990, Question F32, Page 16

COVERAGE:

Respondents who answered: F31=1 and F32OTH=1

DETAILED DESCRIPTION OF VARIABLES

G2A

FEELING DEPRESSED: WHO HELPS FIRST

Field: 441 Position: 552-553 Format: 12 Zero-filled

<u>CONTENT</u>	<u>CODE</u>	<u>SAMPLE</u>	<u>POPULATION</u>
SPOUSE/PARTNER	1	4489	7534635
PARENT	2	1069	1756342
DAUGHTER	3	834	817404
SON	4	350	356926
SISTER/BROTHER	5	848	1243583
OTHER RELATIVE/IN-LAWS	6	309	437421
FRIEND	7	3407	5359045
NEIGHBOUR	8	91	94498
SOMEONE YOU WORK WITH	9	25	43174
CHURCH/CLERGY/PRIEST	10	248	294924
GOD	11	127	195421
FAMILY DOCTOR/GP	12	328	460129
PROFESSIONAL COUNSELLING	13	183	298476
OTHER	15	65	102090
NO ONE	16	565	845123
DO NOT KNOW	98 M	498	615907
NOT STATED	99 M	59	70463

WEIGHT VARIABLE: FWGHTSOURCE:

General Social Survey, 1990, Question G2A, Page 17

COVERAGE:

All respondents

DETAILED DESCRIPTION OF VARIABLES

G2B

FEELING DEPRESSED: WHO HELPS SECOND

Field: 442 Position: 554-555 Format: 12 Zero-filled

<u>CONTENT</u>	<u>CODE</u>	<u>SAMPLE</u>	<u>POPULATION</u>
SPOUSE/PARTNER	1	819	1443033
PARENT	2	2128	3540664
DAUGHTER	3	842	1047359
SON	4	620	706937
SISTER/BROTHER	5	1510	2379161
OTHER RELATIVE/IN-LAWS	6	625	977592
FRIEND	7	3455	5474920
NEIGHBOUR	8	130	137131
SOMEONE YOU WORK WITH	9	55	84474
CHURCH/CLERGY/PRIEST	10	418	564968
GOD	11	29	44809
FAMILY DOCTOR/GP	12	436	646787
PROFESSIONAL COUNSELLING	13	294	459520
OTHER	15	56	83170
NO ONE	16	443	715294
NOT APPLICABLE	97 M	1063	1461031
DO NOT KNOW	98 M	502	674233
NOT STATED	99 M	70	84478

WEIGHT VARIABLE: FWGHTSOURCE:

General Social Survey, 1990, Question G2B, Page 17

COVERAGE:

Respondents who answered: G2A not equal to 16 or 98

DETAILED DESCRIPTION OF VARIABLES

G3A

UPSET WITH PARTNER: WHO HELPS FIRST

Field: 443 Position: 556-557 Format: 12 Zero-filled

<u>CONTENT</u>	<u>CODE</u>	<u>SAMPLE</u>	<u>POPULATION</u>
PARENT	2	1697	2868232
DAUGHTER	3	689	897119
SON	4	385	498181
SISTER/BROTHER	5	1204	1896108
OTHER RELATIVE/IN-LAWS	6	442	714578
FRIEND	7	3350	5479911
NEIGHBOUR	8	44	56897
SOMEONE YOU WORK WITH	9	29	58953
CHURCH/CLERGY/PRIEST	10	726	941352
GOD	11	147	203650
FAMILY DOCTOR/GP	12	340	514179
PROFESSIONAL COUNSELLING	13	674	1205224
LAWYER	14	41	55526
OTHER	15	57	79957
NO ONE	16	1488	2319953
DO NOT KNOW	98 M	2090	2616915
NOT STATED	99 M	92	118827

WEIGHT VARIABLE: FWGHTSOURCE:

General Social Survey, 1990, Question G3A, Page 17

COVERAGE:

All respondents

COMMENTS:

New code 14 was created due to high frequencies in specify field.

DETAILED DESCRIPTION OF VARIABLES

G3B

UPSET WITH PARTNER: WHO HELPS SECOND

Field: 444 Position: 558-559 Format: 12 Zero-filled

<u>CONTENT</u>	<u>CODE</u>	<u>SAMPLE</u>	<u>POPULATION</u>
PARENT	2	1511	2437320
DAUGHTER	3	433	541729
SON	4	381	492603
SISTER/BROTHER	5	1234	2052726
OTHER RELATIVE/IN-LAWS	6	643	1046788
FRIEND	7	2544	4088714
NEIGHBOUR	8	73	82027
SOMEONE YOU WORK WITH	9	40	64304
CHURCH/CLERGY/PRIEST	10	465	634832
GOD	11	58	98265
FAMILY DOCTOR/GP	12	337	514674
PROFESSIONAL COUNSELLING	13	636	1100811
LAWYER	14	25	24515
OTHER	15	40	56891
NO ONE	16	613	1018025
NOT APPLICABLE	97 M	3578	4936868
DO NOT KNOW	98 M	773	1189836
NOT STATED	99 M	111	144634

WEIGHT VARIABLE: FWGHTSOURCE:

General Social Survey, 1990, Question G38, Page 17

COVERAGE:

Respondents who answered: G3A not equal to 16 or 98

COMMENTS:

New code 14 was created due to high frequencies in specify field.

H2

RESPONDENT EVER BEEN IN A COMMON-LAW RELATIONSHIP?

Field: 445 Position: 560 Format: 11

<u>CONTENT</u>	<u>CODE</u>	<u>SAMPLE</u>	<u>POPULATION</u>
YES	1	3015	4814724
NO	2	10404	15617065
NOT STATED	9 M	76	93772

WEIGHT VARIABLE: FWGHTSOURCE:

General Social Survey, 1990, Question H2, Page 18

COVERAGE:

All respondents

DETAILED DESCRIPTION OF VARIABLES

H3

RESPONDENT NOW LEGALLY MARRIED?

Field: 446 Position: 561 Format: 11

<u>CONTENT</u>	<u>CODE</u>	<u>SAMPLE</u>	<u>POPULATION</u>
YES	1	7287	11875388
NO	2	6150	8575532
NOT STATED	9 M	58	74641

WEIGHT VARIABLE: FWGHTSOURCE:

General Social Survey, 1990, Question H3, Page 18

COVERAGE:

All respondents

H4

RESPONDENT EVER BEEN LEGALLY MARRIED?

Field: 447 Position: 562 Format: 11

<u>CONTENT</u>	<u>CODE</u>	<u>SAMPLE</u>	<u>POPULATION</u>
YES	1	2528	2450992
NO	2	3622	6124539
NOT STATED	9 M	58	74641
NOT APPLICABLE	0 M	7287	11875388

WEIGHT VARIABLE: FWGHTSOURCE:

General Social Survey, 1990, Question H4, Page 18

COVERAGE:

Respondents who answered: H3=2

H5

RESPONDENT LIVING WITH SPOUSE?

Field: 448 Position: 563 Format: 11

<u>CONTENT</u>	<u>CODE</u>	<u>SAMPLE</u>	<u>POPULATION</u>
YES	1	6676	11186326
NO	2	603	677265
NOT STATED	9 M	66	86438
NOT APPLICABLE	0 M	6150	8575532

WEIGHT VARIABLE: FWGHTSOURCE:

General Social Survey, 1990, Question H5, Page 18

COVERAGE:

Respondents who answered: H3=1. Questions H5 to H14 were asked only if the respondent was currently legally married.

DETAILED DESCRIPTION OF VARIABLES

H6

RESPONDENT SEPARATED?

Field: 449 Position: 564 Format: 11

<u>CONTENT</u>	<u>CODE</u>	<u>SAMPLE</u>	<u>POPULATION</u>
YES	1	528	598178
NO	2	83	90883
NOT STATED	9 M	58	74641
NOT APPLICABLE	0 M	12826	19761858

WEIGHT VARIABLE: FWGHTSOURCE:

General Social Survey, 1990, Question H6, Page 18

COVERAGE:

Respondents who answered: H5=2. Questions H5 to H14 were asked only if the respondent was currently legally married.

DVH7

AGE OF RESPONDENT AT DATE OF SEPARATION

Field: 450 Position: 565-567 Format: F3.1 Zero-filled

<u>CONTENT</u>	<u>VALUE</u>	<u>SAMPLE</u>	<u>POPULATION</u>
MEAN			38.22
MINIMUM	17.9		
MAXIMUM	80.0		
RANGE	62.1	509	576985
NOT APPLICABLE	99.7 M	12909	19852742
NOT STATED	99.9 M	77	95835

WEIGHT VARIABLE: FWGHTSOURCE:

General Social Survey, 1990, Question H7, Page 18

COVERAGE:

Respondents who answered: H6=1. Questions H5 to H14 were asked only if the respondent was currently legally married.

COMMENTS:

This is a derived variable, in years to one decimal. Age 80.0 includes 80.0 and older.

DETAILED DESCRIPTION OF VARIABLES

DVH8

AGE OF RESPONDENT AT DATE OF CURRENT MARRIAGE

Field: 451 Position: 568-570 Format: F3.1 Zero-filled

<u>CONTENT</u>	<u>VALUE</u>	<u>SAMPLE</u>	<u>POPULATION</u>
MEAN			25.80
MINIMUM	14.3		
MAXIMUM	80.0		
RANGE	65.7	7225	11769823
NOT APPLICABLE	99.7 M	6150	8575532
NOT STATED	99.9 M	120	180206

WEIGHT VARIABLE: FWGHTSOURCE:

General Social Survey, 1990, Question H8, Page 18

COVERAGE:

Respondents who answered: H3=1. Questions H5 to H14 were asked only if the respondent was currently legally married.

COMMENTS:

This is a derived variable, in years to one decimal. Age 80.0 includes 80.0 and older.

H9

SPOUSE'S MARITAL STATUS BEFORE ENTERING MARRIAGE

Field: 452 Position: 571 Format: I1

<u>CONTENT</u>	<u>CODE</u>	<u>SAMPLE</u>	<u>POPULATION</u>
WIDOWED	2	160	221194
SINGLE	4	6555	10721097
DIVORCED	6	544	874521
NOT STATED	9 M	86	133217
NOT APPLICABLE	0 M	6150	8575532

WEIGHT VARIABLE: FWGHTSOURCE:

General Social Survey, 1990, Question H9, Page 18

COVERAGE:

Respondents who answered: H3=1. Questions H5 to H14 were asked only if the respondent was currently legally married.

DETAILED DESCRIPTION OF VARIABLES**DVCURREM FIRST MARRIAGE OR REMARRIAGE FOR EITHER SPOUSE**

Field: 453 Position: 572 Format: 11

<u>CONTENT</u>	<u>CODE</u>	<u>SAMPLE</u>	<u>POPULATION</u>
NOT CURRENTLY MARRIED	0	6678	9173710
REMARRIAGE	1	972	1561095
FIRST MARRIAGE	2	5760	9658643
NOT STATED	9 M	85	132113

WEIGHT VARIABLE: FWGHTSOURCE:

General Social Survey, 1990

COMMENTS:

This is a derived variable.

DVH10 AGE DIFFERENCE BETWEEN RESP. & SPOUSE AT MARRIAGE

Field: 454 Position: 573-574 Format: 12 Zero-filled

<u>CONTENT</u>	<u>CODE</u>	<u>SAMPLE</u>	<u>POPULATION</u>
RESPONDENT 10+ YEARS OLDER	1	274	406825
RESPONDENT 6-10 YEARS OLDER	2	475	747494
RESPONDENT 5 YEARS OLDER	3	220	360912
RESPONDENT 4 YEARS OLDER	4	311	508127
RESPONDENT 3 YEARS OLDER	5	406	709203
RESPONDENT 2 YEARS OLDER	6	502	899251
RESPONDENT 1 YEAR OLDER	7	633	1048108
RESPONDENT 0-1 YEAR OLDER	8	797	1378361
RESPONDENT 0-1 YEAR YOUNGER	9	688	1127758
RESPONDENT 1 YEAR YOUNGER	10	629	988703
RESPONDENT 2 YEARS YOUNGER	11	558	874446
RESPONDENT 3 YEARS YOUNGER	12	430	675729
RESPONDENT 4 YEARS YOUNGER	13	297	429556
RESPONDENT 5 YEARS YOUNGER	14	241	401155
RESPONDENT 6-10 YEARS YOUNGER	15	465	737563
RESPONDENT 10+ YEARS YOUNGER	16	225	352580
NOT APPLICABLE	97 M	6150	8575532
NOT STATED	99 M	194	304257

WEIGHT VARIABLE: FWGHTSOURCE:

General Social Survey, 1990, Question H10, Page 18

COVERAGE:

Respondents who answered: H3=1. Questions H5 to H14 were asked only if the respondent was currently legally married.

COMMENTS:

This is a derived variable. If respondent and spouse are exactly the same age, they are included in code 8.

DETAILED DESCRIPTION OF VARIABLES

H12

LIVED COMMON-LAW BEFORE CURRENT MARRIAGE?

Field: 455 Position: 575 Format: I1

<u>CONTENT</u>	<u>CODE</u>	<u>SAMPLE</u>	<u>POPULATION</u>
YES	1	1243	2007823
NO	2	170	270623
NOT STATED	9 M	73	95365
NOT APPLICABLE	0 M	12009	18151750

WEIGHT VARIABLE: FWGHTSOURCE:

General Social Survey, 1990, Question H12, Page 18

COVERAGE:

Respondents who answered: H2=1. Questions H5 to H14 were asked only if the respondent was currently legally married.

DVH13

AGE OF RESPONDENT WHEN BEGAN LIVING TOGETHER

Field: 456 Position: 576-578 Format: F3.1 Zero-filled

<u>CONTENT</u>	<u>VALUE</u>	<u>SAMPLE</u>	<u>POPULATION</u>
MEAN			26.06
MINIMUM	14.0		
MAXIMUM	79.2		
RANGE	65.2	1204	1948193
NOT APPLICABLE	99.7 M	12179	18422373
NOT STATED	99.9 M	112	154995

WEIGHT VARIABLE: FWGHTSOURCE:

General Social Survey, 1990, Question H13, Page 18

COVERAGE:

Respondents who answered: H12=1. Questions H5 to H14 were asked only if the respondent was currently legally married.

COMMENTS:

This is a derived variable, in years to one decimal.

DETAILED DESCRIPTION OF VARIABLES

H14

CURRENT MARRIAGE SAME AS FIRST MARRIAGE?

Field: 457 Position: 579 Format: I1

<u>CONTENT</u>	<u>CODE</u>	<u>SAMPLE</u>	<u>POPULATION</u>
YES	1	6518	10700233
NO	2	769	1175155
NOT STATED	9 M	58	74641
NOT APPLICABLE	0 M	6150	8575532

WEIGHT VARIABLE: FWGHTSOURCE:

General Social Survey, 1990, Question H14, Page 18

COVERAGE:

Respondents who answered: H3=1. Questions H5 to H14 were asked only if the respondent was currently legally married.

DVH16

AGE OF RESPONDENT AT DATE OF FIRST MARRIAGE

Field: 458 Position: 580-582 Format: F3.1 Zero-filled

<u>CONTENT</u>	<u>VALUE</u>	<u>SAMPLE</u>	<u>POPULATION</u>
MEAN			23.02
MINIMUM	14.2		
MAXIMUM	65.3		
RANGE	51.1	3149	3459792
NOT APPLICABLE	99.7 M	10140	16824772
NOT STATED	99.9 M	206	240997

WEIGHT VARIABLE: FWGHTSOURCE:

General Social Survey, 1990, Question H16, Page 18

COVERAGE:Respondents who answered: H4=1 or H14=2. Questions H16 to H26 were asked if
1) respondent was currently married and had at least one other marriage, or
2) was not currently married but had been married before.COMMENTS:

This is a derived variable, in years to one decimal.

DETAILED DESCRIPTION OF VARIABLES

H17

RESP.'S SPOUSE'S MARITAL STATUS BEFORE MARRIAGE

Field: 459 Position: 583 Format: 11 Zero-filled

<u>CONTENT</u>	<u>CODE</u>	<u>SAMPLE</u>	<u>POPULATION</u>
WIDOWED	2	86	77841
SINGLE	4	3027	3345426
DIVORCED	6	155	167124
NOT STATED	9 M	87	110398
NOT APPLICABLE	0 M	10140	16824772

WEIGHT VARIABLE: FWGHTSOURCE:

General Social Survey, 1990, Question H17, Page 18

COVERAGE:

Respondents who answered: H4=1 or H14=2. Questions H16 to H26 were asked if

1) respondent was currently married and had at least one other marriage or

2) was not currently married but had been married before.

DETAILED DESCRIPTION OF VARIABLES

DVH18

AGE DIFFERENCE BETWEEN RESP. & SPOUSE 1ST MARRIAGE

Field: 460 Position: 584-585 Format: I2 Zero-filled

<u>CONTENT</u>	<u>CODE</u>	<u>SAMPLE</u>	<u>POPULATION</u>
RESPONDENT 10+ YEARS OLDER	1	63	67663
RESPONDENT 6-10 YEARS OLDER	2	114	132511
RESPONDENT 5 YEARS OLDER	3	70	98040
RESPONDENT 4 YEARS OLDER	4	67	80330
RESPONDENT 3 YEARS OLDER	5	120	157642
RESPONDENT 2 YEARS OLDER	6	129	149726
RESPONDENT 1 YEAR OLDER	7	161	176118
RESPONDENT 0-1 YEAR OLDER	8	237	307972
RESPONDENT 0-1 YEAR YOUNGER	9	268	296900
RESPONDENT 1 YEAR YOUNGER	10	246	285568
RESPONDENT 2 YEARS YOUNGER	11	246	271866
RESPONDENT 3 YEARS YOUNGER	12	189	194466
RESPONDENT 4 YEARS YOUNGER	13	163	154674
RESPONDENT 5 YEARS YOUNGER	14	129	131863
RESPONDENT 6-10 YEARS YOUNGER	15	351	294754
RESPONDENT 10+ YEARS YOUNGER	16	227	198639
NOT APPLICABLE	97 M	10140	16824772
NOT STATED	99 M	575	702057

WEIGHT VARIABLE: FWGHTSOURCE:

General Social Survey, 1990, Question H18, Page 18

COVERAGE:

Respondents who answered: H4=1 or H14=2. Questions H16 to H26 were asked if
 1) respondent was currently married and had at least one other marriage, or
 2) was not currently married but had been married before.

COMMENTS:

This is a derived variable. If respondent and first spouse are exactly the same age, then they are included in code 8.

DETAILED DESCRIPTION OF VARIABLES

H20

RESPONDENT LIVED COMMON-LAW BEFORE 1ST MARRIAGE?

Field: 461 Position: 586 Format: 11

<u>CONTENT</u>	<u>CODE</u>	<u>SAMPLE</u>	<u>POPULATION</u>
YES	1	269	388491
NO	2	668	1043440
NOT STATED	9 M	66	84385
NOT APPLICABLE	0 M	12492	19009245

WEIGHT VARIABLE: FWGHTSOURCE:

General Social Survey, 1990, Question H20, Page 18

COVERAGE:

Respondents who answered: H2=1 and H4=1 or H14=2. Questions H16 to H26 were asked if 1) respondent was currently married and had at least one other marriage or 2) was not currently married but had been married before.

DVH21

AGE OF RESPONDENT WHEN BEGAN LIVING TOGETHER

Field: 462 Position: 587-589 Format: F3.1 Zero-filled

<u>CONTENT</u>	<u>VALUE</u>	<u>SAMPLE</u>	<u>POPULATION</u>
MEAN			21.52
MINIMUM	14.9		
MAXIMUM	55.3		
RANGE	40.4	245	354848
NOT APPLICABLE	99.7 M	13160	20052685
NOT STATED	99.9 M	90	118027

WEIGHT VARIABLE: FWGHTSOURCE:

General Social Survey, 1990, Question H21, Page 18

COVERAGE:

Respondents who answered: H20=1. Questions H16 to H26 were asked if 1) respondent was currently married and had at least one other marriage, or 2) was not currently married but had been married before.

COMMENTS:

This is a derived variable, in years to one decimal.

DETAILED DESCRIPTION OF VARIABLES**H22A FIRST MARRIAGE ENDED IN...**

Field: 463 Position: 590 Format: 11

<u>CONTENT</u>	<u>CODE</u>	<u>SAMPLE</u>	<u>POPULATION</u>
SEPARATION & DIVORCE/ANNULMENT	1	1580	2183211
DEATH OF SPOUSE	3	1664	1372318
NOT STATED	9 M	111	145260
NOT APPLICABLE	0 M	10140	16824772

WEIGHT VARIABLE: FWGHTSOURCE:

General Social Survey, 1990, Question H22, Page 18

COVERAGE:

Respondents who answered: H4=1 or H14=2. Questions H16 to H26 were asked if

- 1) respondent was currently married and had at least one other marriage or
- 2) was not currently married but had been married before.

DVH22A AGE OF RESPONDENT AT DATE OF SEPARATION

Field: 464 Position: 591-593 Format: F3.1 Zero-filled

<u>CONTENT</u>	<u>VALUE</u>	<u>SAMPLE</u>	<u>POPULATION</u>
MEAN			32.03
MINIMUM	14.6		
MAXIMUM	65.5		
RANGE	50.9	1169	1650026
NOT APPLICABLE	99.7 M	11804	18197090
NOT STATED	99.9 M	522	678445

WEIGHT VARIABLE: FWGHTSOURCE:

General Social Survey, 1990, Question H22, Page 18

COVERAGE:

Respondents who answered: H22A=1. Questions H16 to H26 were asked if

- 1) respondent was currently married and had at least one other marriage, or
- 2) was not currently married but had been married before.

COMMENTS:

This is a derived variable, in years to one decimal.

DETAILED DESCRIPTION OF VARIABLES**DVH22B AGE OF RESPONDENT AT DATE OF DIVORCE**

Field: 465 Position: 594-596 Format: F3.1 Zero-filled

<u>CONTENT</u>	<u>VALUE</u>	<u>SAMPLE</u>	<u>POPULATION</u>
MEAN			34.65
MINIMUM	17.7		
MAXIMUM	73.3		
RANGE	55.6	1389	1931703
NOT APPLICABLE	99.7 M	11804	18197090
NOT STATED	99.9 M	302	396768

WEIGHT VARIABLE: FWGHTSOURCE:

General Social Survey, 1990, Question H22, Page 18

COVERAGE:

Respondents who answered: H22A=1. Questions H16 to H26 were asked if

1) respondent was currently married and had at least one other marriage, or

2) was not currently married but had been married before.

COMMENTS:

This is a derived variable, in years to one decimal.

DVH22C AGE OF RESPONDENT AT DATE OF DEATH OF SPOUSE

Field: 466 Position: 597-599 Format: F3.1 Zero-filled

<u>CONTENT</u>	<u>VALUE</u>	<u>SAMPLE</u>	<u>POPULATION</u>
MEAN			54.26
MINIMUM	18.8		
MAXIMUM	80.0		
RANGE	61.2	1568	1295470
NOT APPLICABLE	99.7 M	11720	19007983
NOT STATED	99.9 M	207	222108

WEIGHT VARIABLE: FWGHTSOURCE:

General Social Survey, 1990, Question H22, Page 18

COVERAGE:

Respondents who answered: H22A=3. Questions H16 to H26 were asked if

1) respondent was currently married and had at least one other marriage, or

2) was not currently married but had been married before.

COMMENTS:

This is a derived variable, in years to one decimal. Age 80.0

includes 80.0 and older.

DETAILED DESCRIPTION OF VARIABLES**H24****RESPONDENT'S CURRENT MARRIAGE THEIR SECOND?**

Field: 467 Position: 600 Format: 11

<u>CONTENT</u>	<u>CODE</u>	<u>SAMPLE</u>	<u>POPULATION</u>
YES	1	724	1106888
NO	2	45	68267
NOT STATED	9 M	58	74641
NOT APPLICABLE	0 M	12668	19275765

WEIGHT VARIABLE: FWGHTSOURCE:

General Social Survey, 1990, Question H24, Page 19

COVERAGE:

Respondents who answered: H4=1 or H14=2. Questions H16 to H26 were asked if
1) respondent was currently married and had at least one other marriage or
2) was not currently but had been married before.

H26**RESPONDENT BEEN LEGALLY MARRIED A SECOND TIME?**

Field: 468 Position: 601 Format: 11

<u>CONTENT</u>	<u>CODE</u>	<u>SAMPLE</u>	<u>POPULATION</u>
YES	1	249	225467
NO	2	2279	2225526
NOT STATED	9 M	58	74641
NOT APPLICABLE	0 M	10909	17999927

WEIGHT VARIABLE: FWGHTSOURCE:

General Social Survey, 1990, Question H26, Page 19

COVERAGE:

Respondents who answered: H24=2. Questions H26 to H34 were asked if
1) respondent was currently married and had at least two other marriages or
2) was not currently married but had been married twice.

DETAILED DESCRIPTION OF VARIABLES

DVH27

AGE OF RESPONDENT AT DATE OF SECOND MARRIAGE

Field: 469 Position: 602-604 Format: F3.1 Zero-filled

<u>CONTENT</u>	<u>VALUE</u>	<u>SAMPLE</u>	<u>POPULATION</u>
MEAN			37.67
MINIMUM	19.3		
MAXIMUM	74.8		
RANGE	55.5	269	269446
NOT APPLICABLE	99.7 M	13143	20157186
NOT STATED	99.9 M	83	98929

WEIGHT VARIABLE: FWGHTSOURCE:

General Social Survey, 1990, Question H27, Page 19

COVERAGE:

Respondents who answered: H24=2 or H26=1. Questions H26 to H34 were asked if

1) respondent was currently married and had at least two other marriages, or

2) was not currently married but had been married twice.

COMMENTS:

This is a derived variable, in years to one decimal.

H28

RESP.'S SPOUSE'S MARITAL STATUS BEFORE MARRIAGE

Field: 470 Position: 605 Format: I1

<u>CONTENT</u>	<u>CODE</u>	<u>SAMPLE</u>	<u>POPULATION</u>
WIDOWED	2	75	49417
SINGLE	4	119	127379
DIVORCED	6	95	112035
NOT STATED	9 M	63	79544
NOT APPLICABLE	0 M	13143	20157186

WEIGHT VARIABLE: FWGHTSOURCE:

General Social Survey, 1990, Question H28, Page 19

COVERAGE:

Respondents who answered: H24=2 or H26=1. Questions H26 to H34 were asked if

1) respondent was currently married and had at least two other marriages or

2) was not currently married but had been married twice.

DETAILED DESCRIPTION OF VARIABLES

DVH29

AGE DIFFERENCE BETWEEN RESP. & SPOUSE 2ND MARRIAGE

Field: 471 Position: 606-607 Format: 12 Zero-filled

<u>CONTENT</u>	<u>CODE</u>	<u>SAMPLE</u>	<u>POPULATION</u>
RESPONDENT 10+ YEARS OLDER	1	22	18664
RESPONDENT 6-10 YEARS OLDER	2	23	32578
RESPONDENT 5 YEARS OLDER	3	10	12687
RESPONDENT 4 YEARS OLDER	4	7	7543
RESPONDENT 3 YEARS OLDER	5	4	3921
RESPONDENT 2 YEARS OLDER	6	10	8534
RESPONDENT 1 YEAR OLDER	7	12	12700
RESPONDENT 0-1 YEAR OLDER	8	23	22674
RESPONDENT 0-1 YEAR YOUNGER	9	14	12010
RESPONDENT 1 YEAR YOUNGER	10	11	11072
RESPONDENT 2 YEARS YOUNGER	11	14	15292
RESPONDENT 3 YEARS YOUNGER	12	10	9634
RESPONDENT 4 YEARS YOUNGER	13	7	8973
RESPONDENT 5 YEARS YOUNGER	14	10	9591
RESPONDENT 6-10 YEARS YOUNGER	15	21	18189
RESPONDENT 10+ YEARS YOUNGER	16	30	26179
NOT APPLICABLE	97 M	13143	20157186
NOT STATED	99 M	124	138133

WEIGHT VARIABLE: FWGHTSOURCE:

General Social Survey, 1990, Question H29, Page 19

COVERAGE:

Respondents who answered: H24=2 or H26=1. Questions H26 to H34 were asked if

- 1) respondent was currently married and had at least two other marriages, or
- 2) was not currently married but had been married twice.

COMMENTS:

This is a derived variable. If respondent and second spouse are exactly the same age, then they are included in code 8.

DETAILED DESCRIPTION OF VARIABLES

H31

RESPONDENT LIVED COMMON-LAW BEFORE 2ND MARRIAGE?

Field: 472 Position: 608 Format: 11

<u>CONTENT</u>	<u>CODE</u>	<u>SAMPLE</u>	<u>POPULATION</u>
YES	1	76	110897
NO	2	32	39995
NOT STATED	9 M	58	74641
NOT APPLICABLE	0 M	13329	20300027

WEIGHT VARIABLE: FWGHTSOURCE:

General Social Survey, 1990, Question H31, Page 19

COVERAGE:

Respondents who answered: H24=2 or H26=1. Questions H26 to H34 were asked if

1) respondent was currently married and had at least two other marriages or

2) was not currently married but had been married twice.

DVH32

AGE OF RESPONDENT WHEN BEGAN LIVING TOGETHER

Field: 473 Position: 609-611 Format: F3.1 Zero-filled

<u>CONTENT</u>	<u>VALUE</u>	<u>SAMPLE</u>	<u>POPULATION</u>
MEAN			32.09
MINIMUM	18.9		
MAXIMUM	65.6		
RANGE	46.7	72	105848
NOT APPLICABLE	99.7 M	13361	20340023
NOT STATED	99.9 M	62	79690

WEIGHT VARIABLE: FWGHTSOURCE:

General Social Survey, 1990, Question H32, Page 19

COVERAGE:

Respondents who answered: H31=1. Questions H26 to H34 were asked if

1) respondent was currently married and had at least two other marriages, or

2) was not currently married but had been married twice.

COMMENTS:

This is a derived variable, in years to one decimal.

DETAILED DESCRIPTION OF VARIABLES**H33A SECOND MARRIAGE ENDED IN...**

Field: 474 Position: 612 Format: 11

<u>CONTENT</u>	<u>CODE</u>	<u>SAMPLE</u>	<u>POPULATION</u>
SEPARATION & DIVORCE/ANNULMENT	1	144	184501
DEATH OF SPOUSE	3	144	102603
NOT STATED	9 M	64	81272
NOT APPLICABLE	0 M	13143	20157186

WEIGHT VARIABLE: FWGHTSOURCE:

General Social Survey, 1990, Question H33, Page 19

COVERAGE:

Respondents who answered: H24=2 or H26=1. Questions H26 to H34 were asked if

1) respondent was currently married and had at least two other marriages or

2) was not currently married but had been married twice.

DVH33A AGE OF RESPONDENT AT DATE OF SEPARATION

Field: 475 Position: 613-615 Format: F3.1 Zero-filled

<u>CONTENT</u>	<u>VALUE</u>	<u>SAMPLE</u>	<u>POPULATION</u>
MEAN			41.14
MINIMUM	21.9		
MAXIMUM	78.0		
RANGE	56.1	104	131615
NOT APPLICABLE	99.7 M	13287	20259788
NOT STATED	99.9 M	104	134158

WEIGHT VARIABLE: FWGHTSOURCE:

General Social Survey, 1990, Question H33, Page 19

COVERAGE:

Respondents who answered: H33A=1. Questions H26 to H34 were asked if

1) respondent was currently married and had at least two other marriages, or

2) was not currently married but had been married twice.

COMMENTS:

This is a derived variable, in years to one decimal.

DETAILED DESCRIPTION OF VARIABLES

DVH33B

AGE OF RESPONDENT AT DATE OF DIVORCE

Field: 476 Position: 616-618 Format: F3.1 Zero-filled

<u>CONTENT</u>	<u>VALUE</u>	<u>SAMPLE</u>	<u>POPULATION</u>
MEAN			42.33
MINIMUM	22.7		
MAXIMUM	80.0		
RANGE	57.3	129	167680
NOT APPLICABLE	99.7 M	13287	20259788
NOT STATED	99.9 M	79	98093

WEIGHT VARIABLE: FWGHTSOURCE:

General Social Survey, 1990, Question H33, Page 19

COVERAGE:

Respondents who answered: H33A=1. Questions H26 to H34 were asked if

1) respondent was currently married and had at least two other marriages, or

2) was not currently married but had been married twice.

COMMENTS:

This is a derived variable, in years to one decimal. Age 80.0 includes 80.0 and older.

DVH33C

AGE OF RESPONDENT AT DATE OF DEATH OF SPOUSE

Field: 477 Position: 619-621 Format: F3.1 Zero-filled

<u>CONTENT</u>	<u>VALUE</u>	<u>SAMPLE</u>	<u>POPULATION</u>
MEAN			60.05
MINIMUM	22.0		
MAXIMUM	80.0		
RANGE	58.0	133	95863
NOT APPLICABLE	99.7 M	13287	20341687
NOT STATED	99.9 M	75	88011

WEIGHT VARIABLE: FWGHTSOURCE:

General Social Survey, 1990, Question H33, Page 19

COVERAGE:

Respondents who answered: H33A=3. Questions H26 to H34 were asked if

1) respondent was currently married and had at least two other marriages, or

2) was not currently married but had been married twice.

COMMENTS:

This is a derived variable, in years to one decimal. Age 80.0 includes 80.0 and older.

DETAILED DESCRIPTION OF VARIABLES**DVNUMMAR RESPONDENT'S NUMBER OF MARRIAGES**

Field: 478 Position: 622 Format: 11

<u>CONTENT</u>	<u>CODE</u>	<u>SAMPLE</u>	<u>POPULATION</u>
NEVER MARRIED	0	3623	6124745
MARRIED ONCE	1	8797	12926323
MARRIED TWICE	2	944	1308419
MARRIED 3 OR MORE TIMES	3	64	84959
NOT STATED	9 M	67	81116

WEIGHT VARIABLE: FWGHTSOURCE:

General Social Survey, 1990

COVERAGE:

All respondents

COMMENTS:

This is a derived variable.

H37 RESPONDENT EXPECTS TO MARRY?

Field: 479 Position: 623 Format: 11

<u>CONTENT</u>	<u>CODE</u>	<u>SAMPLE</u>	<u>POPULATION</u>
YES	1	2455	4359716
NO	2	670	994093
DO NOT KNOW	8	494	768692
NOT STATED	9 M	62	76884
NOT APPLICABLE	0 M	9814	14326175

WEIGHT VARIABLE: FWGHTSOURCE:

General Social Survey, 1990, Question H37, Page 19

COVERAGE:

Respondents who answered: H4=2

DETAILED DESCRIPTION OF VARIABLES

H38

RESPONDENT EXPECTS TO REMARRY?

Field: 480 Position: 624 Format: I1

<u>CONTENT</u>	<u>CODE</u>	<u>SAMPLE</u>	<u>POPULATION</u>
YES	1	303	389761
NO	2	1753	1553458
DO NOT KNOW	8	468	504235
NOT STATED	9 M	62	78179
NOT APPLICABLE	0 M	10909	17999927

WEIGHT VARIABLE: FWGHTSOURCE:

General Social Survey, 1990, Question H38, Page 19

COVERAGE:

Respondents who answered: H3=2

H39

AGE WOULD LIKE TO GET MARRIED/REMARIED

Field: 481 Position: 625-626 Format: I2 Zero-filled

<u>CONTENT</u>	<u>VALUE</u>	<u>SAMPLE</u>	<u>POPULATION</u>
MEAN			28.20
MINIMUM	18		
MAXIMUM	80		
RANGE	62	2316	4026608
NOT APPLICABLE	97 M	10672	15696430
DO NOT KNOW	98 M	435	715602
NOT STATED	99 M	72	86921

WEIGHT VARIABLE: FWGHTSOURCE:

General Social Survey, 1990, Question H39, Page 19

COVERAGE:

Respondents who answered: H38=1

DETAILED DESCRIPTION OF VARIABLES**J2 RESPONDENT NOW LIVING WITH COMMON-LAW PARTNER?**

Field: 482 Position: 627 Format: 11

<u>CONTENT</u>	<u>CODE</u>	<u>SAMPLE</u>	<u>POPULATION</u>
YES	1	818	1589164
NO	2	1027	1252699
NOT STATED	9 M	58	74641
NOT APPLICABLE	0 M	11592	17609057

WEIGHT VARIABLE: FWGHTSOURCE:

General Social Survey, 1990, Question J2, Page 19

COVERAGE:

Respondents who answered: H2=1 and H3=2 or H6=1

J4 EVER LIVED COMMON-LAW NOT FOLLOWED BY MARRIAGE?

Field: 483 Position: 628 Format: 11

<u>CONTENT</u>	<u>CODE</u>	<u>SAMPLE</u>	<u>POPULATION</u>
YES	1	1068	1473266
NO	2	1148	1771662
NOT STATED	9 M	58	74641
NOT APPLICABLE	0 M	11221	17205992

WEIGHT VARIABLE: FWGHTSOURCE:

General Social Survey, 1990, Question J4, Page 19

COVERAGE:

Respondents who answered: H2=1 and H6=2, or H2=1 and H5=1

DETAILED DESCRIPTION OF VARIABLES

DVJ5

AGE OF RESP. AT START OF CURRENT COMMON-LAW UNION

Field: 484 Position: 629-631 Format: F3.1 Zero-filled

<u>CONTENT</u>	<u>VALUE</u>	<u>SAMPLE</u>	<u>POPULATION</u>
MEAN			29.15
MINIMUM	14.3		
MAXIMUM	74.1		
RANGE	59.8	801	1545921
NOT APPLICABLE	99.7 M	12619	18861756
NOT STATED	99.9 M	75	117884

WEIGHT VARIABLE: FWGHTSOURCE:

General Social Survey, 1990, Question J5, Page 19

COVERAGE:

Respondents who answered: J2=1. Questions J5 to J8 were asked only if respondent was currently living common-law.

COMMENTS:

This is a derived variable, in years to one decimal.

J6

PARTNER'S MARITAL STATUS BEFORE CURRENT UNION

Field: 485 Position: 632 Format: 11

<u>CONTENT</u>	<u>CODE</u>	<u>SAMPLE</u>	<u>POPULATION</u>
WIDOWED	2	22	34984
SINGLE	4	495	985359
SEPARATED	5	127	217620
DIVORCED	6	161	313485
NOT STATED	9 M	71	112357
NOT APPLICABLE	0 M	12619	18861756

WEIGHT VARIABLE: FWGHTSOURCE:

General Social Survey, 1990, Question J6, Page 19

COVERAGE:

Respondents who answered: J2=1. Questions J5 to J8 were asked only if respondent was currently living common-law.

DETAILED DESCRIPTION OF VARIABLES

DVJ7

AGE DIFFERENCE BETWEEN RESP. & PARTNER CURR. UNION

Field: 486 Position: 633-634 Format: 12 Zero-filled

<u>CONTENT</u>	<u>CODE</u>	<u>SAMPLE</u>	<u>POPULATION</u>
RESPONDENT 10+ YEARS OLDER	1	46	96948
RESPONDENT 6-10 YEARS OLDER	2	57	120617
RESPONDENT 5 YEARS OLDER	3	17	43324
RESPONDENT 4 YEARS OLDER	4	32	60228
RESPONDENT 3 YEARS OLDER	5	42	89612
RESPONDENT 2 YEARS OLDER	6	58	118643
RESPONDENT 1 YEAR OLDER	7	68	136856
RESPONDENT 0-1 YEAR OLDER	8	73	135705
RESPONDENT 0-1 YEAR YOUNGER	9	58	108195
RESPONDENT 1 YEAR YOUNGER	10	66	134536
RESPONDENT 2 YEARS YOUNGER	11	57	115107
RESPONDENT 3 YEARS YOUNGER	12	41	76315
RESPONDENT 4 YEARS YOUNGER	13	44	75577
RESPONDENT 5 YEARS YOUNGER	14	18	35628
RESPONDENT 6-10 YEARS YOUNGER	15	67	119066
RESPONDENT 10+ YEARS YOUNGER	16	53	92175
NOT APPLICABLE	97 M	12619	18861756
NOT STATED	99 M	79	105271

WEIGHT VARIABLE: FWGHTSOURCE:

General Social Survey, 1990, Question J7, Page 20

COVERAGE:

Respondents who answered: J2=1. Questions J5 to J8 were asked only if respondent was currently living common-law.

COMMENTS:

This is a derived variable. If respondent and partner are exactly the same age, then they are included in code 8.

J8

COMMON-LAW NOT FOLLOWED BY MARRIAGE?

Field: 487 Position: 635 Format: 11

<u>CONTENT</u>	<u>CODE</u>	<u>SAMPLE</u>	<u>POPULATION</u>
YES	1	162	344131
NO	2	656	1245033
NOT STATED	9 M	58	74641
NOT APPLICABLE	0 M	12619	18861756

WEIGHT VARIABLE: FWGHTSOURCE:

General Social Survey, 1990, Question J8, Page 20

COVERAGE:

Respondents who answered: J2=1. Questions J5 to J8 were asked only if respondent was currently living common-law.

DETAILED DESCRIPTION OF VARIABLES

DVJ9

AGE OF RESPONDENT AT START OF FIRST COM-LAW UNION

Field: 488 Position: 636-638 Format: F3.1 Zero-filled

<u>CONTENT</u>	<u>VALUE</u>	<u>SAMPLE</u>	<u>POPULATION</u>
MEAN			25.64
MINIMUM	14.0		
MAXIMUM	75.3		
RANGE	61.3	1168	1741146
NOT APPLICABLE	99.7 M	12207	18633522
NOT STATED	99.9 M	120	150892

WEIGHT VARIABLE: FWGHTSOURCE:

General Social Survey, 1990, Question J9, Page 20

COVERAGE:

Respondents who answered: J8=1. Questions J9 to J13 were asked only if respondent had a previous common-law relationship that was not followed by marriage.

COMMENTS:

This is a derived variable, in years to one decimal.

J10

PARTNER'S MARITAL STATUS BEFORE FIRST UNION

Field: 489 Position: 639 Format: I1

<u>CONTENT</u>	<u>CODE</u>	<u>SAMPLE</u>	<u>POPULATION</u>
WIDOWED	2	23	22793
SINGLE	4	856	1314847
SEPARATED	5	159	228754
DIVORCED	6	180	233916
NOT STATED	9 M	70	91729
NOT APPLICABLE	0 M	12207	18633522

WEIGHT VARIABLE: FWGHTSOURCE:

General Social Survey, 1990, Question J10, Page 20

COVERAGE:

Respondents who answered: J8=1. Questions J9 to J13 were asked only if respondent had a previous common-law relationship that was not followed by marriage.

DETAILED DESCRIPTION OF VARIABLES

DVJ11

AGE DIFFERENCE BETWEEN RESP. & PARTNER 1ST UNION

Field: 490 Position: 640-641 Format: 12 Zero-filled

<u>CONTENT</u>	<u>CODE</u>	<u>SAMPLE</u>	<u>POPULATION</u>
RESPONDENT 10+ YEARS OLDER	1	44	65465
RESPONDENT 6-10 YEARS OLDER	2	45	68485
RESPONDENT 5 YEARS OLDER	3	18	31863
RESPONDENT 4 YEARS OLDER	4	29	44303
RESPONDENT 3 YEARS OLDER	5	41	61067
RESPONDENT 2 YEARS OLDER	6	54	81173
RESPONDENT 1 YEAR OLDER	7	62	90134
RESPONDENT 0-1 YEAR OLDER	8	78	124214
RESPONDENT 0-1 YEAR YOUNGER	9	71	93903
RESPONDENT 1 YEAR YOUNGER	10	94	133064
RESPONDENT 2 YEARS YOUNGER	11	73	109845
RESPONDENT 3 YEARS YOUNGER	12	46	61934
RESPONDENT 4 YEARS YOUNGER	13	42	62255
RESPONDENT 5 YEARS YOUNGER	14	27	39633
RESPONDENT 6-10 YEARS YOUNGER	15	64	84889
RESPONDENT 10+ YEARS YOUNGER	16	51	67594
NOT APPLICABLE	97 M	12207	18633522
NOT STATED	99 M	449	672218

WEIGHT VARIABLE: FWGHTSOURCE:

General Social Survey, 1990, Question J11, Page 20

COVERAGE:

Respondents who answered: J8=1. Questions J9 to J13 were asked only if respondent had a previous common-law relationship that was not followed by marriage.

COMMENTS:

This is a derived variable. If respondent and first partner are exactly the same age, then they are included in code 8.

DETAILED DESCRIPTION OF VARIABLES

J12A

REASON PARTNERSHIP ENDED

Field: 491 Position: 642 Format: 11

<u>CONTENT</u>	<u>CODE</u>	<u>SAMPLE</u>	<u>POPULATION</u>
SEPARATION	1	1160	1737352
DEATH OF PARTNER	2	44	47865
NOT STATED	9 M	84	106822
NOT APPLICABLE	0 M	12207	18633522

WEIGHT VARIABLE: FWGHTSOURCE:

General Social Survey, 1990, Question J12, Page 20

COVERAGE:

Respondents who answered: J8=1. Questions J9 to J13 were asked only if respondent had a previous common-law relationship that was not followed by marriage.

DVJ12

AGE OF RESPONDENT WHEN FIRST PARTNERSHIP ENDED

Field: 492 Position: 643-645 Format: F3.1 Zero-filled

<u>CONTENT</u>	<u>VALUE</u>	<u>SAMPLE</u>	<u>POPULATION</u>
MEAN			28.54
MINIMUM	14.6		
MAXIMUM	80.0		
RANGE	65.4	1116	1664144
NOT APPLICABLE	99.7 M	12207	18633522
NOT STATED	99.9 M	172	227894

WEIGHT VARIABLE: FWGHTSOURCE:

General Social Survey, 1990, Question J12, Page 20

COVERAGE:

Respondents who answered: J8=1. Questions J9 to J13 were asked only if respondent had a previous common-law relationship that was not followed by marriage.

COMMENTS:

This is a derived variable, in years to one decimal. Age 80.0 includes 80.0 and older.

DETAILED DESCRIPTION OF VARIABLES

J13

OTHER COMMON-LAW NOT FOLLOWED BY MARRIAGE?

Field: 493 Position: 646 Format: 11

<u>CONTENT</u>	<u>CODE</u>	<u>SAMPLE</u>	<u>POPULATION</u>
YES	1	182	280130
NO	2	1048	1537267
NOT STATED	9 M	58	74641
NOT APPLICABLE	0 M	12207	18633522

WEIGHT VARIABLE: FWGHTSOURCE:

General Social Survey, 1990, Question J13, Page 20

COVERAGE:

Respondents who answered: J8=1. Questions J9 to J13 were asked only if respondent has a previous common-law relationship that was not followed by marriage.

DVJ14

AGE OF RESPONDENT AT START OF SECOND COM-LAW UNION

Field: 494 Position: 647-649 Format: F3.1 Zero-filled

<u>CONTENT</u>	<u>VALUE</u>	<u>SAMPLE</u>	<u>POPULATION</u>
MEAN			27.59
MINIMUM	16.8		
MAXIMUM	67.3		
RANGE	50.5	169	256552
NOT APPLICABLE	99.7 M	13255	20170789
NOT STATED	99.9 M	71	98219

WEIGHT VARIABLE: FWGHTSOURCE:

General Social Survey, 1990, Question J14, Page 20

COVERAGE:

Respondents who answered: J13=1. Questions J14 to J18 were asked only if respondent had any other common-law relationships that were not followed by marriage.

COMMENTS:

This is a derived variable, in years to one decimal.

DETAILED DESCRIPTION OF VARIABLES

J15

PARTNER'S MARITAL STATUS BEFORE SECOND UNION

Field: 495 Position: 650 Format: I1

<u>CONTENT</u>	<u>CODE</u>	<u>SAMPLE</u>	<u>POPULATION</u>
WIDOWED	2	6	8683
SINGLE	4	115	177145
SEPARATED	5	27	46566
DIVORCED	6	34	47736
NOT STATED	9 M	58	74641
NOT APPLICABLE	0 M	13255	20170789

WEIGHT VARIABLE: FWGHTSOURCE:

General Social Survey, 1990, Question J15, Page 20

COVERAGE:

Respondents who answered: J13=1. Questions J14 to J18 were asked only if the respondent had any other common-law relationships that were not followed by marriage.

DETAILED DESCRIPTION OF VARIABLES

DVJ16

AGE DIFFERENCE BETWEEN RESP. & PARTNER 2ND UNION

Field: 496 Position: 651-652 Format: 12 Zero-filled

<u>CONTENT</u>	<u>CODE</u>	<u>SAMPLE</u>	<u>POPULATION</u>
RESPONDENT 10+ YEARS OLDER	1	9	10949
RESPONDENT 6-10 YEARS OLDER	2	13	16074
RESPONDENT 5 YEARS OLDER	3	1	1581
RESPONDENT 4 YEARS OLDER	4	3	7425
RESPONDENT 3 YEARS OLDER	5	7	12302
RESPONDENT 2 YEARS OLDER	6	10	13115
RESPONDENT 1 YEAR OLDER	7	9	14620
RESPONDENT 0-1 YEAR OLDER	8	10	16303
RESPONDENT 0-1 YEAR YOUNGER	9	6	10182
RESPONDENT 1 YEAR YOUNGER	10	11	17650
RESPONDENT 2 YEARS YOUNGER	11	5	6156
RESPONDENT 3 YEARS YOUNGER	12	9	9702
RESPONDENT 4 YEARS YOUNGER	13	4	2788
RESPONDENT 5 YEARS YOUNGER	14	3	4102
RESPONDENT 6-10 YEARS YOUNGER	15	12	9663
RESPONDENT 10+ YEARS YOUNGER	16	9	18381
NOT APPLICABLE	97 M	13255	20170789
NOT STATED	99 M	119	183778

WEIGHT VARIABLE: FWGHTSOURCE:

General Social Survey, 1990, Question J16, Page 20

COVERAGE:

Respondents who answered: J13=1. Questions J14 to J18 were asked only if respondent had any other common-law relationships that were not followed by marriage.

COMMENTS:

This is a derived variable. If respondent and second partner are exactly the same age, then they are included in code 8.

DETAILED DESCRIPTION OF VARIABLES

J17A

REASON PARTNERSHIP ENDED

Field: 497 Position: 653 Format: 11

<u>CONTENT</u>	<u>CODE</u>	<u>SAMPLE</u>	<u>POPULATION</u>
SEPARATION	1	178	268760
DEATH OF PARTNER	2	2	8201
NOT STATED	9 M	60	77810
NOT APPLICABLE	0 M	13255	20170789

WEIGHT VARIABLE: FWGHTSOURCE:

General Social Survey, 1990, Question J17, Page 20

COVERAGE:

Respondents who answered: J13=1. Questions J14 to J18 were asked only if the respondent had any other common-law relationships that were not followed by marriage.

DVJ17

AGE OF RESPONDENT WHEN SECOND PARTNERSHIP ENDED

Field: 498 Position: 654-656 Format: F3.1 Zero-filled

<u>CONTENT</u>	<u>VALUE</u>	<u>SAMPLE</u>	<u>POPULATION</u>
MEAN			29.91
MINIMUM	17.4		
MAXIMUM	68.3		
RANGE	50.9	163	245417
NOT APPLICABLE	99.7 M	13255	20170789
NOT STATED	99.9 M	77	109354

WEIGHT VARIABLE: FWGHTSOURCE:

General Social Survey, 1990, Question J17, Page 20

COVERAGE:

Respondents who answered: J13=1. Questions J14 to J18 were asked only if respondent had any other common-law relationships that were not followed by marriage.

COMMENTS:

This is a derived variable, in years to one decimal.

DETAILED DESCRIPTION OF VARIABLES**DVNUMCL1 COMMON-LAW RELATIONSHIPS LEADING TO MARRIAGE**

Field: 499 Position: 657 Format: 11

<u>CONTENT</u>	<u>CODE</u>	<u>SAMPLE</u>	<u>POPULATION</u>
NO SUCH COMMON-LAW	0	11926	18077933
ONE COMMON-LAW RELATIONSHIP	1	1395	2189437
TWO COMMON-LAW RELATIONSHIPS	2	90	145378
THREE OR MORE COMMON-LAW	3	4	8584
NOT STATED	9 M	80	104229

WEIGHT VARIABLE: FWGHTSOURCE:

General Social Survey, 1990

COVERAGE:

All respondents

COMMENTS:

This is a derived variable.

DVNUMCL2 COMMON-LAW RELATIONSHIPS NOT LEADING TO MARRIAGE

Field: 500 Position: 658 Format: 11

<u>CONTENT</u>	<u>CODE</u>	<u>SAMPLE</u>	<u>POPULATION</u>
NO SUCH COMMON-LAW	0	11551	17388490
ONE COMMON-LAW RELATIONSHIP	1	1560	2482556
TWO COMMON-LAW RELATIONSHIP	2	253	432724
3 OR MORE COMMON-LAW	3	73	147150
NOT STATED	9 M	58	74641

WEIGHT VARIABLE: FWGHTSOURCE:

General Social Survey, 1990

COVERAGE:

All respondents

COMMENTS:

This is a derived variable.

DETAILED DESCRIPTION OF VARIABLES

K2

HAPPINESS ...

Field: 501 Position: 659 Format: 11

<u>CONTENT</u>	<u>CODE</u>	<u>SAMPLE</u>	<u>POPULATION</u>
VERY HAPPY	1	7191	11098179
SOMEWHAT HAPPY	2	5549	8404384
SOMEWHAT UNHAPPY	3	465	594986
VERY UNHAPPY	4	100	133901
NO OPINION	5	69	109654
NOT STATED	9 M	121	184457

WEIGHT VARIABLE: FWGHTSOURCE:

General Social Survey, 1990, Question K2, Page 20

COVERAGE:

All respondents

K3

RESPONDENT'S STATE OF HEALTH COMPARED TO OTHERS

Field: 502 Position: 660 Format: 11

<u>CONTENT</u>	<u>CODE</u>	<u>SAMPLE</u>	<u>POPULATION</u>
EXCELLENT	1	5027	8134668
GOOD	2	6319	9501230
FAIR	3	1713	2294586
POOR	4	317	416228
NOT STATED	9 M	119	178849

WEIGHT VARIABLE: FWGHTSOURCE:

General Social Survey, 1990, Question K3, Page 20

COVERAGE:

All respondents

DETAILED DESCRIPTION OF VARIABLES**DVSATMAR SATISFACTION WITH SPOUSE/PARTNER OR SINGLE STATUS**

Field: 503 Position: 661 Format: 11

<u>CONTENT</u>	<u>CODE</u>	<u>SAMPLE</u>	<u>POPULATION</u>
VERY DISSATISFIED	1	307	403846
SOMEWHAT DISSATISFIED	2	752	1080611
SOMEWHAT SATISFIED	3	3303	5046034
VERY SATISFIED	4	8771	13483329
SATISFIED - DEGREE NOT STATED	5	15	19856
DISSATISFIED - DEGREE NOT STAT	6	1	1681
NO OPINION	7 M	180	230603
NOT STATED	9 M	166	259601

WEIGHT VARIABLE: FWGHTSOURCE:

General Social Survey, 1990, Question K4A, Page 21

COVERAGE:

All respondents

COMMENTS:

This is a derived variable.

DVSATFAM SATISFACTION WITH IMMEDIATE FAMILY

Field: 504 Position: 662 Format: 11

<u>CONTENT</u>	<u>CODE</u>	<u>SAMPLE</u>	<u>POPULATION</u>
VERY DISSATISFIED	1	187	292702
SOMEWHAT DISSATISFIED	2	401	636655
SOMEWHAT SATISFIED	3	2951	4951626
VERY SATISFIED	4	9639	14209547
SATISFIED - DEGREE NOT STATED	5	13	12966
DISSATISFIED - DEGREE NOT STAT	6	0	0
NO OPINION	7 M	142	171243
NOT STATED	9 M	162	250823

WEIGHT VARIABLE: FWGHTSOURCE:

General Social Survey, 1990, Question K4B, Page 21

COVERAGE:

All respondents

COMMENTS:

This is a derived variable.

DETAILED DESCRIPTION OF VARIABLES**DVSATHWK SATISFACTION WITH WAY HOUSEWORK SHARED**

Field: 505 Position: 663 Format: I1

<u>CONTENT</u>	<u>CODE</u>	<u>SAMPLE</u>	<u>POPULATION</u>
VERY DISSATISFIED	1	260	420988
SOMEWHAT DISSATISFIED	2	657	1109392
SOMEWHAT SATISFIED	3	3394	5760194
VERY SATISFIED	4	7734	11751035
SATISFIED - DEGREE NOT STATED	5	10	11566
DISSATISFIED - DEGREE NOT STAT	6	1	3878
NO OPINION	7 M	1267	1201099
NOT STATED	9 M	172	267409

WEIGHT VARIABLE: FWGHTSOURCE:

General Social Survey, 1990, Question K4C, Page 21

COVERAGE:

All respondents

COMMENTS:

This is a derived variable.

DVSATJOB SATISFACTION WITH JOB OR MAIN ACTIVITY

Field: 506 Position: 664 Format: I1

<u>CONTENT</u>	<u>CODE</u>	<u>SAMPLE</u>	<u>POPULATION</u>
VERY DISSATISFIED	1	455	718677
SOMEWHAT DISSATISFIED	2	841	1336060
SOMEWHAT SATISFIED	3	4030	6405849
VERY SATISFIED	4	7539	11232117
SATISFIED - DEGREE NOT STATED	5	13	18070
DISSATISFIED - DEGREE NOT STAT	6	0	0
NO OPINION	7 M	442	552063
NOT STATED	9 M	175	262725

WEIGHT VARIABLE: FWGHTSOURCE:

General Social Survey, 1990, Question K4D, Page 21

COVERAGE:

All respondents

COMMENTS:

This is a derived variable.

DETAILED DESCRIPTION OF VARIABLES**DVSATBAL SATISFACTION WITH BALANCE BETWEEN JOB AND FAMILY**

Field: 507 Position: 665 Format: 11

<u>CONTENT</u>	<u>CODE</u>	<u>SAMPLE</u>	<u>POPULATION</u>
VERY DISSATISFIED	1	319	518020
SOMEWHAT DISSATISFIED	2	1101	1869675
SOMEWHAT SATISFIED	3	4431	7400633
VERY SATISFIED	4	6289	9129870
SATISFIED - DEGREE NOT STATED	5	13	12742
DISSATISFIED - DEGREE NOT STAT	6	1	490
NO OPINION	7 M	1165	1323682
NOT STATED	9 M	176	270450

WEIGHT VARIABLE: FWGHTSOURCE:

General Social Survey, 1990, Question K4E, Page 21

COVERAGE:

All respondents

COMMENTS:

This is a derived variable.

DVSATTIM SATISFACTION WITH TIME FOR OTHER INTERESTS

Field: 508 Position: 666 Format: 11

<u>CONTENT</u>	<u>CODE</u>	<u>SAMPLE</u>	<u>POPULATION</u>
VERY DISSATISFIED	1	650	1029664
SOMEWHAT DISSATISFIED	2	2176	3678020
SOMEWHAT SATISFIED	3	4247	6975113
VERY SATISFIED	4	5923	8165101
SATISFIED - DEGREE NOT STATED	5	11	12080
DISSATISFIED - DEGREE NOT STAT	6	2	3542
NO OPINION	7 M	305	390456
NOT STATED	9 M	181	271586

WEIGHT VARIABLE: FWGHTSOURCE:

General Social Survey, 1990, Question K4F, Page 21

COVERAGE:

All respondents

COMMENTS:

This is a derived variable.

DETAILED DESCRIPTION OF VARIABLES**DVSATFRI SATISFACTION WITH RELATIONSHIPS WITH FRIENDS**

Field: 509 Position: 667 Format: I1

<u>CONTENT</u>	<u>CODE</u>	<u>SAMPLE</u>	<u>POPULATION</u>
VERY DISSATISFIED	1	93	151455
SOMEWHAT DISSATISFIED	2	356	594700
SOMEWHAT SATISFIED	3	3043	5022411
VERY SATISFIED	4	9561	14033733
SATISFIED - DEGREE NOT STATED	5	13	17356
DISSATISFIED - DEGREE NOT STAT	6	0	0
NO OPINION	7 M	261	448118
NOT STATED	9 M	168	257789

WEIGHT VARIABLE: FWGHTSOURCE:

General Social Survey, 1990, Question K4G, Page 21

COVERAGE:

All respondents

COMMENTS:

This is a derived variable.

DVSATACC SATISFACTION WITH ACCOMMODATION OR HOUSING

Field: 510 Position: 668 Format: I1

<u>CONTENT</u>	<u>CODE</u>	<u>SAMPLE</u>	<u>POPULATION</u>
VERY DISSATISFIED	1	379	522503
SOMEWHAT DISSATISFIED	2	745	1124787
SOMEWHAT SATISFIED	3	2851	4450285
VERY SATISFIED	4	9323	14101620
SATISFIED - DEGREE NOT STATED	5	4	2487
DISSATISFIED - DEGREE NOT STAT	6	0	0
NO OPINION	7 M	28	65635
NOT STATED	9 M	165	258245

WEIGHT VARIABLE: FWGHTSOURCE:

General Social Survey, 1990, Question K4H, Page 21

COVERAGE:

All respondents

COMMENTS:

This is a derived variable.

DETAILED DESCRIPTION OF VARIABLES

K4HCA

DISSATISFIED WITH ACCOMMODATION: COST OF MORTGAGE?

Field: 511 Position: 669 Format: 11

<u>CONTENT</u>	<u>CODE</u>	<u>SAMPLE</u>	<u>POPULATION</u>
YES	1	171	265142
NO	2	821	1181813
NOT STATED	9 M	297	458580
NOT APPLICABLE	0 M	12206	18620026

WEIGHT VARIABLE: FWGHTSOURCE:

General Social Survey, 1990, Question K4H, Page 21

COVERAGE:

Respondents who answered: K4H=2

K4HCB

DISSATISFIED WITH ACCOMMODATION: PROPERTY TAXES?

Field: 512 Position: 670 Format: 11

<u>CONTENT</u>	<u>CODE</u>	<u>SAMPLE</u>	<u>POPULATION</u>
YES	1	10	15844
NO	2	982	1431112
NOT STATED	9 M	297	458580
NOT APPLICABLE	0 M	12206	18620026

WEIGHT VARIABLE: FWGHTSOURCE:

General Social Survey, 1990, Question K4H, Page 21

COVERAGE:

Respondents who answered: K4H=2

K4HCC

DISSATISFIED WITH ACCOMMODATION: TRAFFIC?

Field: 513 Position: 671 Format: 11

<u>CONTENT</u>	<u>CODE</u>	<u>SAMPLE</u>	<u>POPULATION</u>
YES	1	28	47482
NO	2	964	1399474
NOT STATED	9 M	297	458580
NOT APPLICABLE	0 M	12206	18620026

WEIGHT VARIABLE: FWGHTSOURCE:

General Social Survey, 1990, Question K4H, Page 21

COVERAGE:

Respondents who answered: K4H=2

DETAILED DESCRIPTION OF VARIABLES

K4HCD

DISSATISFIED WITH ACCOMMODATION: OTHER DISLIKES?

Field: 514 Position: 672 Format: I1

<u>CONTENT</u>	<u>CODE</u>	<u>SAMPLE</u>	<u>POPULATION</u>
YES	1	146	219339
NO	2	846	1227617
NOT STATED	9 M	297	458580
NOT APPLICABLE	0 M	12206	18620026

WEIGHT VARIABLE: FWGHTSOURCE:

General Social Survey, 1990, Question K4H, Page 21

COVERAGE:

Respondents who answered: K4H=2

K4HCE

DISSATISFIED WITH ACCOMMODATION: TOO SMALL?

Field: 515 Position: 673 Format: I1

<u>CONTENT</u>	<u>CODE</u>	<u>SAMPLE</u>	<u>POPULATION</u>
YES	1	353	530151
NO	2	639	916804
NOT STATED	9 M	297	458580
NOT APPLICABLE	0 M	12206	18620026

WEIGHT VARIABLE: FWGHTSOURCE:

General Social Survey, 1990, Question K4H, Page 21

COVERAGE:

Respondents who answered: K4H=2

K4HCF

DISSATISFIED WITH ACCOMMODATION: TOO LARGE?

Field: 516 Position: 674 Format: I1

<u>CONTENT</u>	<u>CODE</u>	<u>SAMPLE</u>	<u>POPULATION</u>
YES	1	42	58943
NO	2	950	1388012
NOT STATED	9 M	297	458580
NOT APPLICABLE	0 M	12206	18620026

WEIGHT VARIABLE: FWGHTSOURCE:

General Social Survey, 1990, Question K4H, Page 21

COVERAGE:

Respondents who answered: K4H=2

DETAILED DESCRIPTION OF VARIABLES

K4HCG

DISSATISFIED WITH ACCOMMODATION: LIKE TO OWN?

Field: 517 Position: 675 Format: 11

<u>CONTENT</u>	<u>CODE</u>	<u>SAMPLE</u>	<u>POPULATION</u>
YES	1	193	309306
NO	2	799	1137649
NOT STATED	9 M	297	458580
NOT APPLICABLE	0 M	12206	18620026

WEIGHT VARIABLE: FWGHTSOURCE:

General Social Survey, 1990, Question K4H, Page 21

COVERAGE:

Respondents who answered: K4H=2

K4HCH

DISSATISFIED WITH ACCOMMODATION: MAINTENANCE?

Field: 518 Position: 676 Format: 11

<u>CONTENT</u>	<u>CODE</u>	<u>SAMPLE</u>	<u>POPULATION</u>
YES	1	134	178286
NO	2	858	1268669
NOT STATED	9 M	297	458580
NOT APPLICABLE	0 M	12206	18620026

WEIGHT VARIABLE: FWGHTSOURCE:

General Social Survey, 1990, Question K4H, Page 21

COVERAGE:

Respondents who answered: K4H=2

K4HCI

DISSATISFIED WITH ACCOMMODATION: MAINTENANCE COST?

Field: 519 Position: 677 Format: 11

<u>CONTENT</u>	<u>CODE</u>	<u>SAMPLE</u>	<u>POPULATION</u>
YES	1	51	58569
NO	2	941	1388387
NOT STATED	9 M	297	458580
NOT APPLICABLE	0 M	12206	18620026

WEIGHT VARIABLE: FWGHTSOURCE:

General Social Survey, 1990, Question K4H, Page 21

COVERAGE:

Respondents who answered: K4H=2

DETAILED DESCRIPTION OF VARIABLES

K4HCJ

DISSATISFIED WITH ACCOMMODATION: TRANSPORTATION?

Field: 520 Position: 678 Format: I1

<u>CONTENT</u>	<u>CODE</u>	<u>SAMPLE</u>	<u>POPULATION</u>
YES	1	36	59172
NO	2	956	1387783
NOT STATED	9 M	297	458580
NOT APPLICABLE	0 M	12206	18620026

WEIGHT VARIABLE: FWGHTSOURCE:

General Social Survey, 1990, Question K4H, Page 21

COVERAGE:

Respondents who answered: K4H=2

K4HCK

DISSATISFIED WITH ACCOMMODATION: POOR CONDITIONS?

Field: 521 Position: 679 Format: I1

<u>CONTENT</u>	<u>CODE</u>	<u>SAMPLE</u>	<u>POPULATION</u>
YES	1	70	98059
NO	2	922	1348896
NOT STATED	9 M	297	458580
NOT APPLICABLE	0 M	12206	18620026

WEIGHT VARIABLE: FWGHTSOURCE:

General Social Survey, 1990, Question K4H, Page 21

COVERAGE:

Respondents who answered: K4H=2

COMMENTS:

This variable was created due to high frequency in the specify field.

DETAILED DESCRIPTION OF VARIABLES

K4HCL

DISSATISFIED WITH ACCOMMODATION: BE INDEPENDENT?

Field: 522 Position: 680 Format: 11

<u>CONTENT</u>	<u>CODE</u>	<u>SAMPLE</u>	<u>POPULATION</u>
YES	1	27	52473
NO	2	965	1394483
NOT STATED	9 M	297	458580
NOT APPLICABLE	0 M	12206	18620026

WEIGHT VARIABLE: FWGHTSOURCE:

General Social Survey, 1990, Question K4H, Page 21

COVERAGE:

Respondents who answered: K4H=2

COMMENTS:

This variable was created due to high frequency in the specify field.

K4HCM

DISSATISFIED WITH ACCOMMODATION: DIFFERENT TYPE?

Field: 523 Position: 681 Format: 11

<u>CONTENT</u>	<u>CODE</u>	<u>SAMPLE</u>	<u>POPULATION</u>
YES	1	51	71709
NO	2	941	1375247
NOT STATED	9 M	297	458580
NOT APPLICABLE	0 M	12206	18620026

WEIGHT VARIABLE: FWGHTSOURCE:

General Social Survey, 1990, Question K4H, Page 21

COVERAGE:

Respondents who answered: K4H=2

COMMENTS:

This variable was created due to high frequency in the specify field.

DETAILED DESCRIPTION OF VARIABLES

K4HCN

DISSATISFIED WITH ACCOMMODATION: OTHER?

Field: 524 Position: 682 Format: I1

<u>CONTENT</u>	<u>CODE</u>	<u>SAMPLE</u>	<u>POPULATION</u>
YES	1	84	129956
NO	2	908	1316999
NOT STATED	9 M	297	458580
NOT APPLICABLE	0 M	12206	18620026

WEIGHT VARIABLE: FWGHTSOURCE:

General Social Survey, 1990, Question K4H, Page 21

COVERAGE:

Respondents who answered: K4H=2

DVL2

NUMBER OF TIMES RESPONDENT MOVED SINCE JAN 1980

Field: 525 Position: 683-684 Format: I2 Zero-filled

<u>CONTENT</u>	<u>VALUE</u>	<u>SAMPLE</u>	<u>POPULATION</u>
MEAN			2.15
MINIMUM	0		
MAXIMUM	20		
RANGE	20	13323	20252644
NOT STATED	99 M	172	272917

WEIGHT VARIABLE: FWGHTSOURCE:

General Social Survey, 1990, Question L2, Page 22

COVERAGE:

All respondents

COMMENTS:

This derived variable was capped at 20.

DETAILED DESCRIPTION OF VARIABLES

DVL3

AGE OF RESPONDENT WHEN MOVED TO PRESENT ADDRESS

Field: 526 Position: 685-687 Format: F3.1 Zero-filled

<u>CONTENT</u>	<u>VALUE</u>	<u>SAMPLE</u>	<u>POPULATION</u>
MEAN			33.87
MINIMUM	0.3		
MAXIMUM	80.0		
RANGE	79.7	12662	19065806
NOT APPLICABLE	99.7 M	576	1049975
NOT STATED	99.9 M	257	409780

WEIGHT VARIABLE: FWGHTSOURCE:

General Social Survey, 1990, Question L3, Page 22

COVERAGE:

All respondents

COMMENTS:

This is a derived variable, in years to one decimal. Age 80.0 includes 80.0 and older.

L4

DISTANCE RESPONDENT MOVED

Field: 527 Position: 688-689 Format: I2 Zero-filled

<u>CONTENT</u>	<u>CODE</u>	<u>SAMPLE</u>	<u>POPULATION</u>
10 KM	1	7707	11433998
50 KM	2	2464	3949901
100 KM	3	594	957943
200 KM	4	475	639654
400 KM	5	393	543702
1000 KM	6	443	642257
BEYOND 1000 KM	9	650	1007551
NOT APPLICABLE	97 M	576	1049975
NOT STATED	99 M	193	300580

WEIGHT VARIABLE: FWGHTSOURCE:

General Social Survey, 1990, Question L4, Page 22

COVERAGE:

Respondents who answered: L3B=0

DETAILED DESCRIPTION OF VARIABLES**L5A REASON FOR MOVE: WORK?**

Field: 528 Position: 690 Format: I1

<u>CONTENT</u>	<u>CODE</u>	<u>SAMPLE</u>	<u>POPULATION</u>
YES	1	1296	1983255
NO	2	11387	17103120
NOT STATED	9 M	236	389211
NOT APPLICABLE	0 M	576	1049975

WEIGHT VARIABLE: FWGHTSOURCE:

General Social Survey, 1990, Question L5, Page 22

COVERAGE:

Respondents who answered: L38=0

L5B REASON FOR MOVE: OTHER FAMILY MEMBER'S WORK?

Field: 529 Position: 691 Format: I1

<u>CONTENT</u>	<u>CODE</u>	<u>SAMPLE</u>	<u>POPULATION</u>
YES	1	519	895369
NO	2	12164	18191006
NOT STATED	9 M	236	389211
NOT APPLICABLE	0 M	576	1049975

WEIGHT VARIABLE: FWGHTSOURCE:

General Social Survey, 1990, Question L5, Page 22

COVERAGE:

Respondents who answered: L38=0

L5C REASON FOR MOVE: BE CLOSER TO FAMILY?

Field: 530 Position: 692 Format: I1

<u>CONTENT</u>	<u>CODE</u>	<u>SAMPLE</u>	<u>POPULATION</u>
YES	1	480	649550
NO	2	12203	18436825
NOT STATED	9 M	236	389211
NOT APPLICABLE	0 M	576	1049975

WEIGHT VARIABLE: FWGHTSOURCE:

General Social Survey, 1990, Question L5, Page 22

COVERAGE:

Respondents who answered: L38=0

DETAILED DESCRIPTION OF VARIABLES

L5D

REASON FOR MOVE: TAKE CARE OF FAMILY MEMBER?

Field: 531 Position: 693 Format: 11

<u>CONTENT</u>	<u>CODE</u>	<u>SAMPLE</u>	<u>POPULATION</u>
YES	1	100	135053
NO	2	12583	18951322
NOT STATED	9 M	236	389211
NOT APPLICABLE	0 M	576	1049975

WEIGHT VARIABLE: FWGHTSOURCE:

General Social Survey, 1990, Question L5, Page 22

COVERAGE:

Respondents who answered: L38=0

L5E

REASON FOR MOVE: MARRIAGE/COMMON-LAW?

Field: 532 Position: 694 Format: 11

<u>CONTENT</u>	<u>CODE</u>	<u>SAMPLE</u>	<u>POPULATION</u>
YES	1	864	1245216
NO	2	11819	17841159
NOT STATED	9 M	236	389211
NOT APPLICABLE	0 M	576	1049975

WEIGHT VARIABLE: FWGHTSOURCE:

General Social Survey, 1990, Question L5, Page 22

COVERAGE:

Respondents who answered: L38=0

L5F

REASON FOR MOVE: SEPARATION FROM SPOUSE/PARTNER?

Field: 533 Position: 695 Format: 11

<u>CONTENT</u>	<u>CODE</u>	<u>SAMPLE</u>	<u>POPULATION</u>
YES	1	357	505988
NO	2	12326	18580387
NOT STATED	9 M	236	389211
NOT APPLICABLE	0 M	576	1049975

WEIGHT VARIABLE: FWGHTSOURCE:

General Social Survey, 1990, Question L5, Page 22

COVERAGE:

Respondents who answered: L38=0

DETAILED DESCRIPTION OF VARIABLES

L5G

REASON FOR MOVE: MOVE TO OWN DWELLING/INDEPENDENCE

Field: 534 Position: 696 Format: 11

<u>CONTENT</u>	<u>CODE</u>	<u>SAMPLE</u>	<u>POPULATION</u>
YES	1	946	1113545
NO	2	11737	17972831
NOT STATED	9 M	236	389211
NOT APPLICABLE	0 M	576	1049975

WEIGHT VARIABLE: FWGHTSOURCE:

General Social Survey, 1990, Question L5, Page 22

COVERAGE:

Respondents who answered: L38=0

L5H

REASON FOR MOVE: MOVE TO A LARGER HOME?

Field: 535 Position: 697 Format: 11

<u>CONTENT</u>	<u>CODE</u>	<u>SAMPLE</u>	<u>POPULATION</u>
YES	1	2116	3571495
NO	2	10567	15514880
NOT STATED	9 M	236	389211
NOT APPLICABLE	0 M	576	1049975

WEIGHT VARIABLE: FWGHTSOURCE:

General Social Survey, 1990, Question L5, Page 22

COVERAGE:

Respondents who answered: L38=0

L5I

REASON FOR MOVE: MOVE TO A SMALLER HOME?

Field: 536 Position: 698 Format: 11

<u>CONTENT</u>	<u>CODE</u>	<u>SAMPLE</u>	<u>POPULATION</u>
YES	1	543	625459
NO	2	12140	18460916
NOT STATED	9 M	236	389211
NOT APPLICABLE	0 M	576	1049975

WEIGHT VARIABLE: FWGHTSOURCE:

General Social Survey, 1990, Question L5, Page 22

COVERAGE:

Respondents who answered: L38=0

DETAILED DESCRIPTION OF VARIABLES**L5J REASON FOR MOVE: LESS EXPENSIVE HOME?**

Field: 537 Position: 699 Format: 11

<u>CONTENT</u>	<u>CODE</u>	<u>SAMPLE</u>	<u>POPULATION</u>
YES	1	391	601008
NO	2	12292	18485367
NOT STATED	9 M	236	389211
NOT APPLICABLE	0 M	576	1049975

WEIGHT VARIABLE: FWGHTSOURCE:

General Social Survey, 1990, Question L5, Page 22

COVERAGE:

Respondents who answered: L3B=0

L5K REASON FOR MOVE: PURCHASE A HOME?

Field: 538 Position: 700 Format: 11

<u>CONTENT</u>	<u>CODE</u>	<u>SAMPLE</u>	<u>POPULATION</u>
YES	1	2987	5021396
NO	2	9696	14064979
NOT STATED	9 M	236	389211
NOT APPLICABLE	0 M	576	1049975

WEIGHT VARIABLE: FWGHTSOURCE:

General Social Survey, 1990, Question L5, Page 22

COVERAGE:

Respondents who answered: L3B=0

L5L REASON FOR MOVE: BETTER NEIGHBOURHOOD?

Field: 539 Position: 701 Format: 11

<u>CONTENT</u>	<u>CODE</u>	<u>SAMPLE</u>	<u>POPULATION</u>
YES	1	1611	2317681
NO	2	11072	16768694
NOT STATED	9 M	236	389211
NOT APPLICABLE	0 M	576	1049975

WEIGHT VARIABLE: FWGHTSOURCE:

General Social Survey, 1990, Question L5, Page 22

COVERAGE:

Respondents who answered: L3B=0

DETAILED DESCRIPTION OF VARIABLES**L5M REASON FOR MOVE: ATTEND SCHOOL?**

Field: 540 Position: 702 Format: 11

<u>CONTENT</u>	<u>CODE</u>	<u>SAMPLE</u>	<u>POPULATION</u>
YES	1	217	342748
NO	2	12466	18743627
NOT STATED	9 M	236	389211
NOT APPLICABLE	0 M	576	1049975

WEIGHT VARIABLE: FWGHTSOURCE:

General Social Survey, 1990, Question L5, Page 22

COVERAGE:

Respondents who answered: L38=0

L5N REASON FOR MOVE: FINANCIAL REASONS?

Field: 541 Position: 703 Format: 11

<u>CONTENT</u>	<u>CODE</u>	<u>SAMPLE</u>	<u>POPULATION</u>
YES	1	386	617715
NO	2	12297	18468660
NOT STATED	9 M	236	389211
NOT APPLICABLE	0 M	576	1049975

WEIGHT VARIABLE: FWGHTSOURCE:

General Social Survey, 1990, Question L5, Page 22

COVERAGE:

Respondents who answered: L38=0

L5AA REASON FOR MOVE: BETTER ACCOMMODATIONS?

Field: 542 Position: 704 Format: 11

<u>CONTENT</u>	<u>CODE</u>	<u>SAMPLE</u>	<u>POPULATION</u>
YES	1	170	245842
NO	2	12513	18840533
NOT STATED	9 M	236	389211
NOT APPLICABLE	0 M	576	1049975

WEIGHT VARIABLE: FWGHTSOURCE:

General Social Survey, 1990, Question L5, Page 22

COVERAGE:

Respondents who answered: L38=0

COMMENTS:

This variable was created due to high frequency in the specify field.

DETAILED DESCRIPTION OF VARIABLES

L5BB

REASON FOR MOVE: HEALTH RELATED?

Field: 543 Position: 705 Format: I1

<u>CONTENT</u>	<u>CODE</u>	<u>SAMPLE</u>	<u>POPULATION</u>
YES	1	176	164513
NO	2	12507	18921862
NOT STATED	9 M	236	389211
NOT APPLICABLE	0 M	576	1049975

WEIGHT VARIABLE: FWGHTSOURCE:

General Social Survey, 1990, Question L5, Page 22

COVERAGE:

Respondents who answered: L3B=0

COMMENTS:

This variable was created due to high frequency in the specify field.

L5CC

REASON FOR MOVE: RETIREMENT?

Field: 544 Position: 706 Format: I1

<u>CONTENT</u>	<u>CODE</u>	<u>SAMPLE</u>	<u>POPULATION</u>
YES	1	252	233645
NO	2	12431	18852731
NOT STATED	9 M	236	389211
NOT APPLICABLE	0 M	576	1049975

WEIGHT VARIABLE: FWGHTSOURCE:

General Social Survey, 1990, Question L5, Page 22

COVERAGE:

Respondents who answered: L3B=0

COMMENTS:

This variable was created due to high frequency in the specify field.

DETAILED DESCRIPTION OF VARIABLES

L5DD

REASON FOR MOVE: LANDED IMMIGRANT?

Field: 545 Position: 707 Format: I1

<u>CONTENT</u>	<u>CODE</u>	<u>SAMPLE</u>	<u>POPULATION</u>
YES	1	41	92383
NO	2	12642	18993992
NOT STATED	9 M	236	389211
NOT APPLICABLE	0 M	576	1049975

WEIGHT VARIABLE: FWGHTSOURCE:

General Social Survey, 1990, Question L5, Page 22

COVERAGE:

Respondents who answered: L3B=0

COMMENTS:

This variable was created due to high frequency in the specify field.

L5EE

REASON FOR MOVE: ACCOM. NO LONGER AVAILABLE?

Field: 546 Position: 708 Format: I1

<u>CONTENT</u>	<u>CODE</u>	<u>SAMPLE</u>	<u>POPULATION</u>
YES	1	250	365995
NO	2	12433	18720380
NOT STATED	9 M	236	389211
NOT APPLICABLE	0 M	576	1049975

WEIGHT VARIABLE: FWGHTSOURCE:

General Social Survey, 1990, Question L5, Page 22

COVERAGE:

Respondents who answered: L3B=0

COMMENTS:

This variable was created due to high frequency in the specify field.

DETAILED DESCRIPTION OF VARIABLES

L5FF

REASON FOR MOVE: DISAGREEMENT/DISPUTE?

Field: 547 Position: 709 Format: 11

<u>CONTENT</u>	<u>CODE</u>	<u>SAMPLE</u>	<u>POPULATION</u>
YES	1	58	92326
NO	2	12625	18994049
NOT STATED	9 M	236	389211
NOT APPLICABLE	0 M	576	1049975

WEIGHT VARIABLE: FWGHTSOURCE:

General Social Survey, 1990, Question L5, Page 22

COVERAGE:

Respondents who answered: L3B=0

COMMENTS:

This variable was created due to high frequency in the specify field.

L5GG

REASON FOR MOVE: BUILD A HOUSE?

Field: 548 Position: 710 Format: 11

<u>CONTENT</u>	<u>CODE</u>	<u>SAMPLE</u>	<u>POPULATION</u>
YES	1	118	162443
NO	2	12565	18923932
NOT STATED	9 M	236	389211
NOT APPLICABLE	0 M	576	1049975

WEIGHT VARIABLE: FWGHTSOURCE:

General Social Survey, 1990, Question L5, Page 22

COVERAGE:

Respondents who answered: L3B=0

COMMENTS:

This variable was created due to high frequency in the specify field.

DETAILED DESCRIPTION OF VARIABLES

L5HH

REASON FOR MOVE: DEATH IN THE FAMILY?

Field: 549 Position: 711 Format: I1

<u>CONTENT</u>	<u>CODE</u>	<u>SAMPLE</u>	<u>POPULATION</u>
YES	1	49	63927
NO	2	12634	19022448
NOT STATED	9 M	236	389211
NOT APPLICABLE	0 M	576	1049975

WEIGHT VARIABLE: FWGHTSOURCE:

General Social Survey, 1990, Question L5, Page 22

COVERAGE:

Respondents who answered: L38=0

COMMENTS:

This variable was created due to high frequency in the specify field.

L5II

REASON FOR MOVE: OTHER?

Field: 550 Position: 712 Format: I1

<u>CONTENT</u>	<u>CODE</u>	<u>SAMPLE</u>	<u>POPULATION</u>
YES	1	381	583137
NO	2	12302	18503238
NOT STATED	9 M	236	389211
NOT APPLICABLE	0 M	576	1049975

WEIGHT VARIABLE: FWGHTSOURCE:

General Social Survey, 1990, Question L5, Page 22

COVERAGE:

Respondents who answered: L38=0

DETAILED DESCRIPTION OF VARIABLES

DVL6

TYPE OF DWELLING RESPONDENT LIVES IN

Field: 551 Position: 713 Format: I1

<u>CONTENT</u>	<u>CODE</u>	<u>SAMPLE</u>	<u>POPULATION</u>
SINGLE DETACHED HOUSE	1	8616	13299362
SEMI-DETACHED OR DOUBLE	2	512	961158
GARDEN/TOWN/ROW HOUSE	3	506	796942
DUPLEX	4	505	953853
LOW-RISE APARTMENT	5	1972	2717148
HIGH-RISE APARTMENT	6	891	1127094
MOBILE HOME/OTHER	7	347	430416
NOT STATED	9 M	146	239588

WEIGHT VARIABLE: FWGHTSOURCE:

General Social Survey, 1990, Question L6, Page 22

COVERAGE:

All respondents

L7

DWELLING OWNED BY A MEMBER OF THE HOUSEHOLD?

Field: 552 Position: 714 Format: I1

<u>CONTENT</u>	<u>CODE</u>	<u>SAMPLE</u>	<u>POPULATION</u>
YES	1	8916	14231625
NO	2	4374	5965130
NOT STATED	9 M	205	328806

WEIGHT VARIABLE: FWGHTSOURCE:

General Social Survey, 1990, Question L7, Page 22

COVERAGE:

All respondents

DETAILED DESCRIPTION OF VARIABLES

DVL14

REGION OF BIRTH OF RESPONDENT

Field: 553 Position: 715 Format: I1

<u>CONTENT</u>	<u>CODE</u>	<u>SAMPLE</u>	<u>POPULATION</u>
CANADA	1	11239	16641853
OTHER NORTH AMERICA	2	225	287951
SOUTH/CENTRAL AMER/CARIBBEAN	3	184	398988
EUROPE	4	1340	2144481
AFRICA	5	57	111422
ASIA	6	287	658305
OCEANIA/OTHER/NOT STATED	9	163	282561

WEIGHT VARIABLE: FWGHTSOURCE:

General Social Survey, 1990, Question L14, Page 23

COVERAGE:

All respondents

COMMENTS:

This is a derived variable.

DVL14B

RESPONDENT'S PROVINCE OF BIRTH

Field: 554 Position: 716-717 Format: I2 Zero-filled

<u>CONTENT</u>	<u>CODE</u>	<u>SAMPLE</u>	<u>POPULATION</u>
NEWFOUNDLAND	1	697	552446
PRINCE EDWARD ISLAND	2	254	112558
NOVA SCOTIA	3	755	730905
NEW BRUNSWICK	4	702	635562
QUEBEC	5	2039	5122498
ONTARIO	6	3624	5051473
MANITOBA	7	815	924377
SASKATCHEWAN	8	943	1054948
ALBERTA	9	782	1223702
BRITISH COLUMBIA	10	584	1152739
NOT APPLICABLE	97 M	2113	3646642
NOT STATED	99 M	187	317710

WEIGHT VARIABLE: FWGHTSOURCE:

General Social Survey, 1990, Question L14, Page 23

COVERAGE:

Respondents who answered: L14A=1

DETAILED DESCRIPTION OF VARIABLES

DVBORNR

RESPONDENT'S PLACE OF BIRTH COMPARED TO RESIDENCE

Field: 555 Position: 718 Format: 11

<u>CONTENT</u>	<u>CODE</u>	<u>SAMPLE</u>	<u>POPULATION</u>
SAME PROVINCE	1	9125	13709810
DIFFERENT PROVINCE	2	2076	2862878
OUTSIDE OF CANADA	3	2113	3646642
CANADA - PROVINCE NOT STATED	8	39	70491
NOT STATED	9 M	142	235741

WEIGHT VARIABLE: FWGHTSOURCE:

General Social Survey, 1990, Question L14, Page 23

COVERAGE:

All respondents

COMMENTS:

This is a derived variable.

DVL15

AGE OF RESPONDENT AT TIME OF IMMIGRATION

Field: 556 Position: 719-720 Format: 12 Zero-filled

<u>CONTENT</u>	<u>VALUE</u>	<u>SAMPLE</u>	<u>POPULATION</u>
MEAN			21.21
MINIMUM	0		
MAXIMUM	50		
RANGE	50	1994	3458243
NOT APPLICABLE	97 M	11251	16658752
NOT STATED	99 M	250	408566

WEIGHT VARIABLE: FWGHTSOURCE:

General Social Survey, 1990, Question L15, Page 23

COVERAGE:

Respondents who answered: L14A=2

COMMENTS:

This is a derived variable. Age 50 includes 50 and over.

DETAILED DESCRIPTION OF VARIABLES**DVIMMIG2 PERIOD IMMIGRATED TO CANADA**

Field: 557 Position: 721-722 Format: 12 Zero-filled

<u>CONTENT</u>	<u>CODE</u>	<u>SAMPLE</u>	<u>POPULATION</u>
PRIOR TO 1952	1	517	573866
1952 TO 1956	2	232	399019
1957 TO 1961	3	200	343021
1962 TO 1966	4	151	291659
1967 TO 1971	5	220	458234
1972 TO 1976	6	250	528222
1977 TO 1981	7	168	334759
1982 TO 1986	8	123	249843
1987 TO 1990	9	133	279620
NOT APPLICABLE	97 M	11240	16643178
UNKNOWN	98 M	11	15574
NOT STATED	99 M	250	408566

WEIGHT VARIABLE: FWGHTSOURCE:

General Social Survey, 1990, Question L15, Page 23

COVERAGE:

Respondents who answered: L14A=2

COMMENTS:

This is a derived variable.

DVL17 LANGUAGES FIRST SPOKEN IN CHILDHOOD

Field: 558 Position: 723 Format: 11

<u>CONTENT</u>	<u>CODE</u>	<u>SAMPLE</u>	<u>POPULATION</u>
ENGLISH ONLY	1	8936	11681193
FRENCH ONLY	2	2422	5290756
OTHER LANGUAGE ONLY	3	1760	2956724
ENGLISH AND FRENCH ONLY	4	82	124762
ENGLISH AND OTHER ONLY	5	135	199703
FRENCH AND OTHER ONLY	6	9	15653
ENGLISH, FRENCH AND OTHER	7	3	12140
NOT STATED	9 M	148	244630

WEIGHT VARIABLE: FWGHTSOURCE:

General Social Survey, 1990, Question L17, Page 23

COVERAGE:

All respondents

COMMENTS:

This is a derived variable.

DETAILED DESCRIPTION OF VARIABLES**L17STENG LANGUAGE STILL UNDERSTOOD: ENGLISH?**

Field: 559 Position: 724 Format: 11

<u>CONTENT</u>	<u>CODE</u>	<u>SAMPLE</u>	<u>POPULATION</u>
YES	1	9147	12000292
NO	2	1	2551
NOT STATED	9 M	156	259584
NOT APPLICABLE	0 M	4191	8263134

WEIGHT VARIABLE: FWGHTSOURCE:

General Social Survey, 1990, Question L17, Page 23

COVERAGE:

Respondents who answered: L17ENG=1

L17STFRE LANGUAGE STILL UNDERSTOOD: FRENCH?

Field: 560 Position: 725 Format: 11

<u>CONTENT</u>	<u>CODE</u>	<u>SAMPLE</u>	<u>POPULATION</u>
YES	1	2476	5391543
NO	2	34	46242
NOT STATED	9 M	154	250155
NOT APPLICABLE	0 M	10831	14837621

WEIGHT VARIABLE: FWGHTSOURCE:

General Social Survey, 1990, Question L17, Page 23

COVERAGE:

Respondents who answered: L17FRE=1

DVUNDOTH OTHER LANGUAGE STILL SPOKEN?

Field: 561 Position: 726 Format: 11

<u>CONTENT</u>	<u>CODE</u>	<u>SAMPLE</u>	<u>POPULATION</u>
YES	1	1699	2830548
NO	2	97	137067
NOT STATED	9 M	259	461236
NOT APPLICABLE	0 M	11440	17096711

WEIGHT VARIABLE: FWGHTSOURCE:

General Social Survey, 1990, Question L17, Page 23

COVERAGE:

Respondents who answered: L17 = other language spoken, excluding English or French.

COMMENTS:

This is a derived variable.

DETAILED DESCRIPTION OF VARIABLES

DVL18

LANGUAGES SPOKEN AT HOME

Field: 562 Position: 727 Format: I1

<u>CONTENT</u>	<u>CODE</u>	<u>SAMPLE</u>	<u>POPULATION</u>
ENGLISH ONLY	1	10475	13766005
FRENCH ONLY	2	2030	4788829
OTHER ONLY	3	434	972916
ENGLISH AND FRENCH ONLY	4	112	177843
ENGLISH AND OTHER ONLY	5	253	480721
FRENCH AND OTHER ONLY	6	14	52672
ENGLISH, FRENCH AND OTHER	7	7	13326
NOT STATED	9 M	170	273250

WEIGHT VARIABLE: FWGHTSOURCE:

General Social Survey, 1990, Question L18, Page 23

COVERAGE:

All respondents

COMMENTS:

This is a derived variable.

L19

YEARS OF ELEMENTARY/HIGH SCHOOL COMPLETED

Field: 563 Position: 728-729 Format: I2 Zero-filled

<u>CONTENT</u>	<u>CODE</u>	<u>SAMPLE</u>	<u>POPULATION</u>
NO SCHOOLING	1	56	53626
ONE TO FIVE YEARS	2	474	634632
SIX YEARS	3	283	384739
SEVEN YEARS	4	402	618571
EIGHT YEARS	5	1090	1320480
NINE YEARS	6	925	1437393
TEN YEARS	7	1443	2077733
ELEVEN YEARS	8	1902	3048287
TWELVE YEARS	9	5078	7857312
THIRTEEN YEARS	10	1628	2746826
NOT STATED	99 M	214	345962

WEIGHT VARIABLE: FWGHTSOURCE:

General Social Survey, 1990, Question L19, Page 23

COVERAGE:

All respondents

DETAILED DESCRIPTION OF VARIABLES

L20

RESPONDENT GRADUATED FROM HIGH SCHOOL?

Field: 564 Position: 730 Format: 11

<u>CONTENT</u>	<u>CODE</u>	<u>SAMPLE</u>	<u>POPULATION</u>
YES	1	7196	11468363
NO	2	1393	2162298
NOT STATED	9 M	233	367726
NOT APPLICABLE	0 M	4673	6527174

WEIGHT VARIABLE: FWGHTSOURCE:

General Social Survey, 1990, Question L20, Page 23

COVERAGE:

Respondents who answered: L19=8, 9, or 10

L21

ANY SCHOOLING BEYOND ELEMENTARY/HIGH SCHOOL?

Field: 565 Position: 731 Format: 11

<u>CONTENT</u>	<u>CODE</u>	<u>SAMPLE</u>	<u>POPULATION</u>
YES	1	6710	10531080
NO	2	6550	9638016
NOT STATED	9 M	179	302839
NOT APPLICABLE	0 M	56	53626

WEIGHT VARIABLE: FWGHTSOURCE:

General Social Survey, 1990, Question L21, Page 23

COVERAGE:

Respondents who answered: L19>1

DETAILED DESCRIPTION OF VARIABLES**DVEDUCR1 RESPONDENT'S HIGHEST LEVEL OF EDUCATION ATTAINED**

Field: 566 Position: 732-733 Format: I2 Zero-filled

<u>CONTENT</u>	<u>CODE</u>	<u>SAMPLE</u>	<u>POPULATION</u>
MASTERS OR EARNED DOCTORATE	1	339	577376
BACHELOR/UNDERGRAD	2	1332	2162869
DIPLOMA FROM COLLEGE/CEGEP	3	981	1483966
DIPLOMA FROM TRADE SCHOOL	4	1481	2180588
SOME UNIVERSITY	5	928	1467389
SOME COLLEGE/CEGEP	6	715	1246860
SOME TRADE/TECHNICAL SCHOOL	7	872	1336083
SECONDARY SCHOOL GRADUATION	8	1874	2877725
SOME SECONDARY SCHOOL	9	3349	5152002
ELEMENTARY SCHOOL	10	1354	1651326
NO SCHOOLING	11	56	53626
OTHER	12	38	50421
NOT STATED	99 M	176	285330

WEIGHT VARIABLE: FWGHTSOURCE:

General Social Survey, 1990, Questions L19 to L22, Pages 23 and 24

COVERAGE:

All respondents

COMMENTS:

This is a derived variable.

DETAILED DESCRIPTION OF VARIABLES

DVREL1

RELIGION OF THE RESPONDENT

Field: 567 Position: 734-735 Format: 12 Zero-filled

<u>CONTENT</u>	<u>CODE</u>	<u>SAMPLE</u>	<u>POPULATION</u>
NO RELIGION	1	1538	2484427
ROMAN CATHOLIC	2	5232	9269806
UNITED CHURCH	3	2114	2521435
ANGLICAN	4	1507	1891989
PRESBYTERIAN	5	472	606838
LUTHERAN	6	425	543854
BAPTIST	7	512	595044
EASTERN ORTHODOX	8	164	262710
JEWISH	9	112	206880
OTHER NON-PROTESTANT	10	198	416338
OTHER PROTESTANT	11	992	1360866
OTHER OR UNKNOWN	12	21	29213
NOT STATED	99 M	208	336160

WEIGHT VARIABLE: FWGHTSOURCE:

General Social Survey, 1990, Question L23, Page 24

COVERAGE:

All respondents

COMMENTS:

This is a derived variable.

L24

FREQUENCY OF RELIGIOUS ATTENDANCE

Field: 568 Position: 736 Format: 11

<u>CONTENT</u>	<u>CODE</u>	<u>SAMPLE</u>	<u>POPULATION</u>
AT LEAST ONCE A WEEK	1	3489	4923552
AT LEAST ONCE A MONTH	2	1683	2525662
A FEW TIMES A YEAR	3	2304	3509748
AT LEAST ONCE A YEAR	4	1262	2047716
NOT AT ALL	5	3009	4683184
NOT STATED	9 M	210	351272
NOT APPLICABLE	0 M	1538	2484427

WEIGHT VARIABLE: FWGHTSOURCE:

General Social Survey, 1990, Question L24, Page 24

COVERAGE:

Respondents who answered: L23>01

DETAILED DESCRIPTION OF VARIABLES

DVL25BR

RESPONDENT HAS BRITISH ETHNIC ORIGIN?

Field: 569 Position: 737 Format: 11

<u>CONTENT</u>	<u>CODE</u>	<u>SAMPLE</u>	<u>POPULATION</u>
YES	1	7270	9356133
NO	2	5754	10515978
DO NOT KNOW	8 M	285	349235
NOT STATED	9 M	186	304215

WEIGHT VARIABLE: FWGHTSOURCE:

General Social Survey, 1990, Question L25, Page 24

COVERAGE:

All respondents. L25 is a multiple response question. A respondent may have more than one ethnic origin.

COMMENTS:

Respondents who indicated any of the British Isles, or other British (Loyalist). Those respondents who indicated Australian were also classified here; there were eight such respondents.

DVL25FR

RESPONDENT HAS FRENCH ETHNIC ORIGIN?

Field: 570 Position: 738 Format: 11

<u>CONTENT</u>	<u>CODE</u>	<u>SAMPLE</u>	<u>POPULATION</u>
YES	1	3267	6267616
NO	2	9757	13604495
DO NOT KNOW	8 M	285	349235
NOT STATED	9 M	186	304215

WEIGHT VARIABLE: FWGHTSOURCE:

General Social Survey, 1990, Question L25, Page 24

COVERAGE:

All respondents. L25 is a multiple response question. A respondent may have more than one ethnic origin.

COMMENTS:

Respondents who indicated French, Acadian, Quebecois, or French Canadian were classified as French origin.

DETAILED DESCRIPTION OF VARIABLES**DVL25EU RESPONDENT HAS EUROPEAN ETHNIC ORIGIN?**

Field: 571 Position: 739 Format: I1

<u>CONTENT</u>	<u>CODE</u>	<u>SAMPLE</u>	<u>POPULATION</u>
YES	1	3743	5661390
NO	2	9281	14210721
DO NOT KNOW	8 M	285	349235
NOT STATED	9 M	186	304215

WEIGHT VARIABLE: FWGHTSOURCE:

General Social Survey, 1990, Question L25, Page 24

COVERAGE:

All respondents. L25 is a multiple response question. A respondent may have more than one ethnic origin.

COMMENTS:

Respondents who indicated any of the European origins - Western, Northern, Eastern, Southern, or other European.

DVL25NE RESPONDENT HAS NON-EUROPEAN ETHNIC ORIGIN?

Field: 572 Position: 740 Format: I1

<u>CONTENT</u>	<u>CODE</u>	<u>SAMPLE</u>	<u>POPULATION</u>
YES	1	576	1261957
NO	2	12448	18610154
DO NOT KNOW	8 M	285	349235
NOT STATED	9 M	186	304215

WEIGHT VARIABLE: FWGHTSOURCE:

General Social Survey, 1990, Question L25, Page 24

COVERAGE:

All respondents. L25 is a multiple response question. A respondent may have more than one ethnic origin.

COMMENTS:

Respondents who indicated West Asian, Arab, African, South Asian, East Asian, Pacific Islands origins, Black origins, Caribbean, Latin, Central, or South American origins were classified as Non-European origin.

DETAILED DESCRIPTION OF VARIABLES

DVL25NA

RESPONDENT HAS NORTH AMERICAN ETHNIC ORIGIN?

Field: 573 Position: 741 Format: I1

<u>CONTENT</u>	<u>CODE</u>	<u>SAMPLE</u>	<u>POPULATION</u>
YES	1	1124	2358519
NO	2	11900	17513592
DO NOT KNOW	8 M	285	349235
NOT STATED	9 M	186	304215

WEIGHT VARIABLE: FWGHTSOURCE:

General Social Survey, 1990, Question L25, Page 24

COVERAGE:

All respondents. L25 is a multiple response question. A respondent may have more than one ethnic origin.

COMMENTS:

Respondents who indicated Canadian, Inuit, North American Indian, Metis, Blackfoot Indian, or American were classified as North American origin.

L26

RESPONDENT'S MAIN ACTIVITY

Field: 574 Position: 742 Format: I1

<u>CONTENT</u>	<u>CODE</u>	<u>SAMPLE</u>	<u>POPULATION</u>
WORKING AT A JOB/BUSINESS	1	6902	11541790
LOOKING FOR WORK	2	299	501362
STUDYING	3	1197	2375212
KEEPING HOUSE	4	2090	2948208
BEING RETIRED	5	2702	2665143
BEING DISABLED	6	92	132889
OTHER	7	47	82588
NOT STATED	9 M	166	278369

WEIGHT VARIABLE: FWGHTSOURCE:

General Social Survey, 1990, Question L26, Page 24

COVERAGE:

All respondents

COMMENTS:

Questions L26 to L32 asked questions regarding the respondents main activity during the last 12 months. New code 6 was created due to high frequency in the specify field.

DETAILED DESCRIPTION OF VARIABLES

L27

RESPONDENT STUDYING FULL OR PART-TIME?

Field: 575 Position: 743 Format: I1

<u>CONTENT</u>	<u>CODE</u>	<u>SAMPLE</u>	<u>POPULATION</u>
YES	1	1104	2200589
NO	2	71	133603
NOT STATED	9 M	188	319389
NOT APPLICABLE	0 M	12132	17871980

WEIGHT VARIABLE: FWGHTSOURCE:

General Social Survey, 1990, Question L27, Page 24

COVERAGE:

Respondents who answered: L26=3

L28

RESPONDENT HAD A JOB OR SELF-EMPLOYED?

Field: 576 Position: 744 Format: I1

<u>CONTENT</u>	<u>CODE</u>	<u>SAMPLE</u>	<u>POPULATION</u>
YES	1	1748	3170447
NO	2	4685	5545174
NOT STATED	9 M	160	268150
NOT APPLICABLE	0 M	6902	11541790

WEIGHT VARIABLE: FWGHTSOURCE:

General Social Survey, 1990, Question L28, Page 24

COVERAGE:

Respondents who answered: L26>1

L29

NUMBER OF WEEKS RESPONDENT WORKED AT JOB/BUSINESS

Field: 577 Position: 745-746 Format: I2 Zero-filled

<u>CONTENT</u>	<u>VALUE</u>	<u>SAMPLE</u>	<u>POPULATION</u>
MEAN			43.77
MINIMUM	1		
MAXIMUM	52		
RANGE	51	8616	14647940
NOT APPLICABLE	97 M	4685	5545174
NOT STATED	99 M	194	332447

WEIGHT VARIABLE: FWGHTSOURCE:

General Social Survey, 1990, Question L29, Page 24

COVERAGE:

Respondents who answered: L26=1 or L28=1

DETAILED DESCRIPTION OF VARIABLES

L30

NUMBER OF HOURS PER WEEK RESPONDENT WORKED

Field: 578 Position: 747-748 Format: 12 Zero-filled

<u>CONTENT</u>	<u>VALUE</u>	<u>SAMPLE</u>	<u>POPULATION</u>
MEAN			39.36
MINIMUM	1		
MAXIMUM	90		
RANGE	89	8588	14612117
NOT APPLICABLE	97 M	4685	5545174
NOT STATED	99 M	222	368271

WEIGHT VARIABLE: FWGHTSOURCE:

General Social Survey, 1990, Question L30, Page 24

COVERAGE:

Respondents who answered: L26=1 or L28=1

L31

RESPONDENT WORKED EVENING OR NIGHT SHIFT?

Field: 579 Position: 749 Format: 11

<u>CONTENT</u>	<u>CODE</u>	<u>SAMPLE</u>	<u>POPULATION</u>
YES	1	3077	5306760
NO	2	5544	9345928
NOT STATED	9 M	189	327699
NOT APPLICABLE	0 M	4685	5545174

WEIGHT VARIABLE: FWGHTSOURCE:

General Social Survey, 1990, Question L31, Page 24

COVERAGE:

Respondents who answered: L26=1 or L28=1

L32

RESPONDENT WORKED SATURDAY OR SUNDAY?

Field: 580 Position: 750 Format: 11

<u>CONTENT</u>	<u>CODE</u>	<u>SAMPLE</u>	<u>POPULATION</u>
YES	1	3677	6196020
NO	2	4943	8448608
NOT STATED	9 M	190	335759
NOT APPLICABLE	0 M	4685	5545174

WEIGHT VARIABLE: FWGHTSOURCE:

General Social Survey, 1990, Question L32, Page 25

COVERAGE:

Respondents who answered: L26=1 or L28=1

DETAILED DESCRIPTION OF VARIABLES

DVSIC

GROUPED STANDARD INDUSTRIAL CODES

Field: 581 Position: 751-752 Format: 12 Zero-filled

<u>CONTENT</u>	<u>CODE</u>	<u>SAMPLE</u>	<u>POPULATION</u>
AGRICULTURAL	1	275	419591
OTHER PRIMARY	2	262	350755
MANUFACTURING/NON-DURABLE	3	686	1180491
MANUFACTURING/DURABLE	4	561	1111463
CONSTRUCTION	5	564	1087370
TRANSPORTATION	6	643	1120789
WHOLESALE TRADE	7	332	564138
RETAIL TRADE	8	1051	1926641
FINANCE	9	521	854641
COMMUNITY SERVICES	10	1593	2583693
PERSONAL SERVICES	11	747	1224899
BUSINESS SERVICES	12	590	979510
PUBLIC ADMINISTRATION	13	651	1003803
NOT APPLICABLE	97 M	4685	5545174
NOT STATED	99 M	334	572605

WEIGHT VARIABLE: FWGHTSOURCE:

General Social Survey, 1990, Question L34, Page 25

COVERAGE:

Respondents who worked at a job or business in the past twelve months, regardless of the amount of time worked.

COMMENTS:

This is a derived variable.

DETAILED DESCRIPTION OF VARIABLES

DVSOC

GROUPED STANDARD OCCUPATION CODES

Field: 582 Position: 753-754 Format: I2 Zero-filled

<u>CONTENT</u>	<u>CODE</u>	<u>SAMPLE</u>	<u>POPULATION</u>
MANAGERS/ADMINISTRATORS	1	753	1307816
MANAGEMENT/ADMIN/RELATED	2	326	568877
LIFE SCIENCES/MATHS/COMPUTERS	3	151	257079
ARCHITECTS/ENGINEERS/RELATED	4	168	288667
SOCIAL SCIENCE/RELIGION/ETC.	5	198	293522
TEACHING/RELATED	6	444	721072
HEALTH OCCUPATIONS/RELATED	7	439	659496
ARTISTIC/LITERARY/RECREATIONAL	8	182	350031
STENOGRAPHIC/TYPING	9	318	520434
BOOKKEEPING/ACCOUNT-RECORDING	10	438	724823
EDP OPERATORS/MATERIAL RECORD.	11	213	369873
RECEPTION/INFO./MAIL/MESSAGE	12	157	276064
LIBRARY/FILE/OTHER CLERICAL	13	262	438910
SALES/COMMODITIES	14	590	1070235
SALES/SERVICES	15	187	308179
PROTECTIVE SERVICES	16	156	271165
FOOD/BEVERAGE/ACCOMMODATION	17	488	815285
PERSONAL/APPAREL/FURNISHINGS	18	284	465633
OTHER SERVICE OCCUPATIONS	19	216	377639
FARM OCCUPATIONS	20	294	459998
PRIMARY OCCUPATIONS	21	158	188074
FOOD/BEVERAGE PROCESSING/ETC.	22	149	200141
PROCESSING OCCUP. (EXCEPT FOOD)	23	132	229446
MACHINING/RELATED OCCUPATIONS	24	213	426256
ELECTRICAL/ELECTRONICS/RELATED	25	101	170891
TEXTILES/FURS/LEATHER	26	61	131553
WOOD PRODUCTS/RUBBER/PLASTICS	27	109	208338
REPAIRMEN (EXCEPT ELECTRICAL)	28	227	394257
EXCAVATING/PAVING/WIRE COMM.	29	173	286102
OTHER CONSTRUCTION TRADES	30	370	698422
TRANSPORT OPERATING OCCUPATION	31	337	572110
MATERIAL HANDLING	32	128	271522
OTHER CRAFTS AND EQUIPMENT	33	86	142383
OTHER OCCUPATIONS, N.E.S.	34	0	0
NOT APPLICABLE	97 M	4685	5545174
NOT STATED	99 M	302	516097

WEIGHT VARIABLE: FWGHTSOURCE:

General Social Survey, 1990, Question L35, Page 25

COVERAGE:

Respondents who worked at a job or business in the past twelve months, regardless of the amount of time worked.

COMMENTS:

This is a derived variable.

DETAILED DESCRIPTION OF VARIABLES

L38

SPOUSE'S MAIN ACTIVITY

Field: 583 Position: 755 Format: 11

<u>CONTENT</u>	<u>CODE</u>	<u>SAMPLE</u>	<u>POPULATION</u>
WORKING AT A JOB/BUSINESS	1	4558	8136885
LOOKING FOR WORK	2	161	267454
STUDYING	3	131	241153
KEEPING HOUSE	4	1303	2244761
BEING RETIRED	5	1133	1514982
BEING DISABLED	6	70	112847
OTHER	7	19	25058
NOT STATED	9 M	115	213948
NOT APPLICABLE	0 M	6005	7768473

WEIGHT VARIABLE: FWGHTSOURCE:

General Social Survey, 1990, Question L38, Page 25

COVERAGE:

Respondents who answered: H5=1 or J2=1. Questions L38 to L45 were asked only if the respondent was currently living with his or her spouse/partner.

COMMENTS:

New code 6 was created due to high frequency in the specify field.

L39

SPOUSE STUDYING FULL OR PART-TIME?

Field: 584 Position: 756 Format: 11

<u>CONTENT</u>	<u>CODE</u>	<u>SAMPLE</u>	<u>POPULATION</u>
YES	1	104	193743
NO	2	14	24967
NOT STATED	9 M	128	236391
NOT APPLICABLE	0 M	13249	20070460

WEIGHT VARIABLE: FWGHTSOURCE:

General Social Survey, 1990, Question L39, Page 25

COVERAGE:

Respondents who answered: L38=3. Questions L38 to L45 were asked only if the respondent was currently living with his or her spouse/partner.

DETAILED DESCRIPTION OF VARIABLES

L40

SPOUSE HAD A JOB OR SELF-EMPLOYED?

Field: 585 Position: 757 Format: 11

<u>CONTENT</u>	<u>CODE</u>	<u>SAMPLE</u>	<u>POPULATION</u>
YES	1	574	1013618
NO	2	2246	3403684
NOT STATED	9 M	112	202901
NOT APPLICABLE	0 M	10563	15905358

WEIGHT VARIABLE: FWGHTSOURCE:

General Social Survey, 1990, Question L40, Page 25

COVERAGE:

Respondents who answered: L38=1. Questions L38 to L45 were asked only if the respondent was currently living with his or her spouse/partner.

L41

NUMBER OF WEEKS SPOUSE WORKED AT JOB/BUSINESS

Field: 586 Position: 758-759 Format: 12 Zero-filled

<u>CONTENT</u>	<u>VALUE</u>	<u>SAMPLE</u>	<u>POPULATION</u>
MEAN			46.28
MINIMUM	1		
MAXIMUM	52		
RANGE	51	5086	9085128
NOT APPLICABLE	97 M	8251	11172157
NOT STATED	99 M	158	268277

WEIGHT VARIABLE: FWGHTSOURCE:

General Social Survey, 1990, Question L41, Page 25

COVERAGE:

Respondents who answered: L38=1 or L40=1. Questions L38 to L45 were asked only if the respondent was currently living with his or her spouse/partner.

DETAILED DESCRIPTION OF VARIABLES

L42

NUMBER OF HOURS SPOUSE WORKED PER WEEK

Field: 587 Position: 760-761 Format: 12 Zero-filled

<u>CONTENT</u>	<u>VALUE</u>	<u>SAMPLE</u>	<u>POPULATION</u>
MEAN			40.10
MINIMUM	2		
MAXIMUM	90		
RANGE	88	5053	9026227
NOT APPLICABLE	97 M	8251	11172157
NOT STATED	99 M	191	327177

WEIGHT VARIABLE: FWGHTSOURCE:

General Social Survey, 1990, Question L42, Page 25

COVERAGE:

Respondents who answered: L38=1 or L40=1. Questions L38 to L45 were asked only if the respondent was currently living with his or her spouse/partner.

L43

SPOUSE WORKED EVENING OR NIGHT SHIFT?

Field: 588 Position: 762 Format: 11

<u>CONTENT</u>	<u>CODE</u>	<u>SAMPLE</u>	<u>POPULATION</u>
YES	1	1519	2629421
NO	2	3591	6484764
NOT STATED	9 M	134	239220
NOT APPLICABLE	0 M	8251	11172157

WEIGHT VARIABLE: FWGHTSOURCE:

General Social Survey, 1990, Question L43, Page 25

COVERAGE:

Respondents who answered: L38=1 or L40=1. Questions L38 to L45 were asked only if the respondent was currently living with his or her spouse/partner.

DETAILED DESCRIPTION OF VARIABLES

L44

SPOUSE WORKED SATURDAY OR SUNDAY?

Field: 589 Position: 763 Format: 11

<u>CONTENT</u>	<u>CODE</u>	<u>SAMPLE</u>	<u>POPULATION</u>
YES	1	1779	3022846
NO	2	3328	6085996
NOT STATED	9 M	137	244563
NOT APPLICABLE	0 M	8251	11172157

WEIGHT VARIABLE: FWGHTSOURCE:

General Social Survey, 1990, Question L44, Page 25

COVERAGE:

Respondents who answered: L38=1 or L40=1. Questions L38 to L45 were asked only if the respondent was currently living with his or her spouse/partner.

L45

SPOUSE'S HIGHEST LEVEL OF EDUCATION ATTAINED

Field: 590 Position: 764-765 Format: 12 Zero-filled

<u>CONTENT</u>	<u>CODE</u>	<u>SAMPLE</u>	<u>POPULATION</u>
MASTERS OR EARNED DOCTORATE	1	244	449247
BACHELOR/UNDERGRAD	2	721	1288543
DIPLOMA FROM COLLEGE/CEGEP	3	434	808909
DIPLOMA FROM TRADE SCHOOL	4	447	758701
SOME UNIVERSITY	5	316	545300
SOME COLLEGE/CEGEP	6	210	391947
SOME TRADE/TECHNICAL SCHOOL	7	239	422525
SECONDARY SCHOOL GRADUATION	8	2083	3679328
SOME SECONDARY SCHOOL	9	1709	2751368
ELEMENTARY SCHOOL	10	826	1239562
NO SCHOOLING	11	28	42552
NOT APPLICABLE	97 M	6005	7768473
NOT STATED	99 M	233	379106

WEIGHT VARIABLE: FWGHTSOURCE:

General Social Survey, 1990, Question L45, Page 25

COVERAGE:

Respondents who answered: H5=1 or J2=1. Questions L38 to L45 were asked only if the respondent was currently living with his or her spouse/partner.

DETAILED DESCRIPTION OF VARIABLES**L46A****RESPONDENT RECEIVED INCOME FROM: WAGES/SALARY?**

Field: 591 Position: 766 Format: I1

<u>CONTENT</u>	<u>CODE</u>	<u>SAMPLE</u>	<u>POPULATION</u>
YES	1	8658	14667374
NO	2	4558	5397002
NOT STATED	9 M	279	461184

WEIGHT VARIABLE: FWGHTSOURCE:

General Social Survey, 1990, Question L46A, Page 26

COVERAGE:

All respondents

L46B**RESPONDENT RECEIVED INCOME FROM: GOVERNMENT?**

Field: 592 Position: 767 Format: I1

<u>CONTENT</u>	<u>CODE</u>	<u>SAMPLE</u>	<u>POPULATION</u>
YES	1	7639	9884567
NO	2	5568	10130631
NOT STATED	9 M	288	510362

WEIGHT VARIABLE: FWGHTSOURCE:

General Social Survey, 1990, Question L46B, Page 26

COVERAGE:

All respondents

L46C**RESPONDENT RECEIVED INCOME FROM: INVESTMENTS?**

Field: 593 Position: 768 Format: I1

<u>CONTENT</u>	<u>CODE</u>	<u>SAMPLE</u>	<u>POPULATION</u>
YES	1	4498	6289393
NO	2	8636	13622223
NOT STATED	9 M	361	613944

WEIGHT VARIABLE: FWGHTSOURCE:

General Social Survey, 1990, Question L46C, Page 26

COVERAGE:

All respondents

DETAILED DESCRIPTION OF VARIABLES

L46D

RESPONDENT RECEIVED INCOME FROM: ALIMONY/ETC?

Field: 594 Position: 769 Format: I1

<u>CONTENT</u>	<u>CODE</u>	<u>SAMPLE</u>	<u>POPULATION</u>
YES	1	719	1066106
NO	2	12383	18795261
NOT STATED	9 M	393	664194

WEIGHT VARIABLE: FWGHTSOURCE:

General Social Survey, 1990, Question L46D, Page 26

COVERAGE:

All respondents

DVL47

TOTAL INCOME OF RESPONDENT

Field: 595 Position: 770-774 Format: I5 Zero-filled

<u>CONTENT</u>	<u>VALUE</u>	<u>SAMPLE</u>	<u>POPULATION</u>
MEAN			21129.90
MINIMUM	0		
MAXIMUM	80000		
RANGE	80000	10438	16343350
HAS INCOME - AMOUNT NOT STATED	99997 M	59	142558
DO NOT KNOW	99998 M	2300	2928126
NOT STATED	99999 M	698	1111527

WEIGHT VARIABLE: FWGHTSOURCE:

General Social Survey, 1990, Question L47, Page 26

COVERAGE:

All respondents

COMMENTS:

This is a derived variable. Income has been capped at \$80,000.

DETAILED DESCRIPTION OF VARIABLES**DVPERSAL RESPONDENTS TOTAL INCOME - RANGE**

Field: 596 Position: 775-776 Format: 12 Zero-filled

<u>CONTENT</u>	<u>CODE</u>	<u>SAMPLE</u>	<u>POPULATION</u>
NO INCOME	0	502	961129
LESS THAN \$2,000	1	594	1038457
\$2,000 TO \$4,999	2	619	1085220
\$5,000 TO \$6,999	3	597	945650
\$7,000 TO \$9,999	4	1065	1282677
\$10,000 TO \$14,999	5	1339	1787903
\$15,000 TO \$19,999	6	1011	1507838
\$20,000 TO \$24,999	7	1066	1712620
\$25,000 TO \$29,999	8	843	1331937
\$30,000 TO \$34,999	9	742	1230113
\$35,000 TO \$39,999	10	520	826677
\$40,000 TO \$44,999	11	488	793463
\$45,000 TO \$49,999	12	263	450867
\$50,000 TO \$54,999	13	272	485327
\$55,000 TO \$59,999	14	93	152748
\$60,000 TO \$64,999	15	116	211459
\$65,000 TO \$69,999	16	39	55062
\$70,000 TO \$74,999	17	51	107093
\$75,000 TO \$79,999	18	30	55907
\$80,000 AND MORE	19	188	321202
UNKNOWN	98 M	2300	2928126
NOT STATED	99 M	757	1254085

WEIGHT VARIABLE: FWGHTSOURCE:

General Social Survey, 1990, Question L47, Page 26

COVERAGE:

All respondents

COMMENTS:

This is a derived variable.

DETAILED DESCRIPTION OF VARIABLES

L48

TOTAL NUMBER OF PERSONS RECEIVING INCOME

Field: 597 Position: 777-778 Format: 12 Zero-filled

<u>CONTENT</u>	<u>VALUE</u>	<u>SAMPLE</u>	<u>POPULATION</u>
MEAN			2.13
MINIMUM	1		
MAXIMUM	11		
RANGE	10	13157	19997903
NOT STATED	99 M	338	527658

WEIGHT VARIABLE: FWGHTSOURCE:

General Social Survey, 1990, Question L48, Page 26

COVERAGE:

All respondents

L50A

RESPONDENTS TOTAL HOUSEHOLD INCOME - RANGE 1

Field: 598 Position: 779-780 Format: 12 Zero-filled

<u>CONTENT</u>	<u>CODE</u>	<u>SAMPLE</u>	<u>POPULATION</u>
LESS THAN \$20,000	1	3044	3206066
\$20,000 OR MORE	2	7828	13410984
DO NOT KNOW	98 M	2002	2984347
NOT STATED	99 M	621	924163

WEIGHT VARIABLE: FWGHTSOURCE:

General Social Survey, 1990, Question L50, Page 26

COVERAGE:

All respondents

L50B

RESPONDENTS TOTAL HOUSEHOLD INCOME - RANGE 2

Field: 599 Position: 781-782 Format: 12 Zero-filled

<u>CONTENT</u>	<u>CODE</u>	<u>SAMPLE</u>	<u>POPULATION</u>
LESS THAN \$10,000	5	986	862366
\$10,000 TO \$19,999	6	2018	2293052
\$20,000 TO \$39,999	7	3409	4998640
\$40,000 AND MORE	8	4281	8155758
DO NOT KNOW	98 M	2002	2984347
NOT STATED	99 M	799	1231397

WEIGHT VARIABLE: FWGHTSOURCE:

General Social Survey, 1990, Question L50, Page 26

COVERAGE:

All respondents

DETAILED DESCRIPTION OF VARIABLES

L50C

RESPONDENTS TOTAL HOUSEHOLD INCOME - RANGE 3

Field: 600 Position: 783-784 Format: 12 Zero-filled

<u>CONTENT</u>	<u>CODE</u>	<u>SAMPLE</u>	<u>POPULATION</u>
LESS THAN \$5,000	9	124	111073
\$5,000 TO \$9,999	10	857	745964
\$10,000 TO \$14,999	11	1035	1059060
\$15,000 TO \$19,999	12	960	1199631
\$20,000 TO \$29,999	13	1632	2230629
\$30,000 TO \$39,999	14	1742	2711056
\$40,000 TO \$59,999	15	2311	4193439
\$60,000 TO \$79,999	16	1124	2206139
\$80,000 AND MORE	17	785	1647744
DO NOT KNOW	98 M	2002	2984347
NOT STATED	99 M	923	1436478

WEIGHT VARIABLE: FWGHTSOURCE:

General Social Survey, 1990, Question L50, Page 26

COVERAGE:

All respondents

APPENDIX E

Record Layout

PAGE 1
23/08/91

MICRODATA FILE - CYCLE 5
RECORD LAYOUT

FIELD	NAME	POSTION	FORMAT	CODE	DESCRIPTION
1	RECID	1-5	15		RECORD IDENTIFICATION NUMBER
2	FWGHT	6-14	F9.4		FINAL WEIGHT
3	DVPROV	15-16	12		PROVINCE OF RESIDENCE OF RESPONDENT
4	DVSEX	17-17	11		SEX OF RESPONDENT
5	AGE	18-19	12		AGE OF RESPONDENT
6	DVAGEGR	20-21	12		AGE GROUP OF RESPONDENT
7	DVAGESP	22-23	12		AGE DIFFERENCE BETWEEN RESP AND CURRENT SPOUSE/PAR
8	DVCURMS2	24-24	11		RESPONDENTS CURRENT LEGAL MARITAL STATUS
9	DVCURMS4	25-25	11		RESPONDENTS MARITAL STATUS, COMMON-LAW SEPARATE
10	DVELL	26-26	11		NUMBER OF ELIGIBLE PEOPLE IN HOUSEHOLD
11	DVSIZE	27-27	11		TOTAL NUMBER OF PERSONS LIVING IN HOUSEHOLD
12	FAMNUM	28-28	11		NUMBER OF ECONOMIC FAMILIES IN HOUSEHOLD
13	HHTYPE	29-30	12		HOUSEHOLD TYPE
14	DVLVGR2	31-32	12		RESPONDENT LIVES WITH ...
15	CHILDIN	33-33	11		NUMBER OF RESPONDENTS CHILDREN LIVING IN HOUSEHOLD
16	CHILOOUT	34-34	11		RESPONDENTS CHILDREN LIVING OUTSIDE HOUSEHOLD

PAGE 2
23/08/91

MICRODATA FILE - CYCLE 5
RECORD LAYOUT

FIELD	NAME	POSITION	FORMAT	CODE	DESCRIPTION
17	CHILDAE	35-35	11		RESPONDENTS CHILDREN IN HOUSEHOLD BY AGE
18	DVCHIL5	36-37	12		YEARS SINCE FIRST CHILD LEFT HOME
19	DVCHIL6	38-39	12		YEARS SINCE LAST CHILD LEFT HOME
20	DVA2A	40-40	11		REGION OF BIRTH OF MOTHER
21	DVA2B	41-42	12		MOTHERS PROVINCE OF BIRTH
22	A3A	43-43	11		RESPONDENTS MOTHER STILL LIVING?
23	DVA3B	44-46	F3.1		AGE OF RESPONDENT WHEN MOTHER DIED
24	DVA4	47-48	12		AGE OF MOTHER
25	DVA5	49-49	11		RESIDENCE OF MOTHER
26	DVA7	50-51	12		RESPONDENTS MOTHER LIVES ...
27	A8	52-53	12		DISTANCE MOTHER LIVES FROM RESPONDENT
28	A9	54-54	11		FREQUENCY OF CONTACT WITH MOTHER
29	A10	55-55	11		PLACE RESPONDENT USUALLY SAW MOTHER
30	A11	56-56	11		AMOUNT OF TIME RESPONDENT SAW MOTHER
31	A12A	57-57	11		DISTANCE PREVENTS CONTACT WITH MOTHER?
32	A12B	58-58	11		POOR RELATIONSHIP PREVENTS CONTACT WITH MOTHER?

PAGE 3
23/08/91

MICRODATA FILE - CYCLE 5
RECORD LAYOUT

FIELD	NAME	POSTION	FORMAT	CODE	DESCRIPTION
33	A12C	59-59	11		RESPONDENTS TIME PREVENTS CONTACT WITH MOTHER?
34	A12D	60-60	11		MOTHERS TIME PREVENTS CONTACT WITH MOTHER?
35	A12E	61-61	11		RESPONDENTS HEALTH PREVENTS CONTACT WITH MOTHER?
36	A12F	62-62	11		MOTHERS HEALTH PREVENTS CONTACT WITH MOTHER?
37	A12G	63-63	11		FINANCIAL REASON PREVENTS CONTACT WITH MOTHER?
38	A12H	64-64	11		TRANSPORTATION PREVENTS CONTACT WITH MOTHER?
39	A12I	65-65	11		FAMILY RESPONSIBILITIES PREVENTS SEEING MOTHER?
40	A12J	66-66	11		OTHER REASON PREVENTS CONTACT WITH MOTHER?
41	A12K	67-67	11		NO PARTICULAR REASON PREVENTS CONTACT WITH MOTHER?
42	A13	68-68	11		FREQUENCY OF CONTACT BY LETTER/PHONE WITH MOTHER
43	A15	69-69	11		MOTHERS MAIN ACTIVITY
44	A16	70-70	11		MOTHER STUDYING FULL-TIME OR PART-TIME
45	A17	71-71	11		DID MOTHER HAVE A JOB/SELF-EMPLOYED?
46	A18	72-73	12		NUMBER OF WEEKS MOTHER WORKED AT A JOB/BUSINESS
47	A19	74-74	11		MOTHER WORKED FULL-TIME OR PART-TIME
48	A20	75-75	11		MOTHER WORKED EVENING OR NIGHT SHIFT?

PAGE 4
23/08/91

MICRODATA FILE - CYCLE 5
RECORD LAYOUT

FIELD	NAME	POSTION	FORMAT	CODE	DESCRIPTION
49	A21	76-76	11		MOTHER WORKED REGULARLY SATURDAY OR SUNDAY?
50	DVA22A	77-77	11		REGION OF BIRTH OF FATHER
51	DVA22B	78-79	12		FATHERS PROVINCE OF BIRTH
52	A23A	80-80	11		RESPONDENTS FATHER STILL LIVING?
53	DVA23B	81-83	F3.1		AGE OF RESPONDENT WHEN FATHER DIED
54	DVA24	84-85	12		AGE OF FATHER
55	DVA27	86-86	11		MOTHER AND FATHER LIVE TOGETHER
56	DVA28	87-87	11		RESIDENCE OF FATHER
57	DVA30	88-89	12		RESPONDENTS FATHER LIVES ...
58	A31	90-91	12		DISTANCE FATHER LIVES FROM RESPONDENT
59	A32	92-92	11		FREQUENCY OF CONTACT WITH FATHER
60	A33	93-93	11		PLACE RESPONDENT USUALLY SAW FATHER
61	A34	94-94	11		AMOUNT OF TIME RESPONDENT SAW FATHER
62	A35A	95-95	11		DISTANCE PREVENTS CONTACT WITH FATHER?
63	A35B	96-96	11		POOR RELATIONSHIP PREVENTS CONTACT WITH FATHER?
64	A35C	97-97	11		RESPONDENTS TIME PREVENTS CONTACT WITH FATHER?

PAGE 5
23/08/91

MICRODATA FILE - CYCLE 5
RECORD LAYOUT

FIELD	NAME	POSTION	FORMAT	CODE	DESCRIPTION
65	A35D	98-98	11		FATHERS TIME PREVENTS CONTACT WITH FATHER?
66	A35E	99-99	11		RESPONDENTS HEALTH PREVENTS CONTACT WITH FATHER?
67	A35F	100-100	11		FATHERS HEALTH PREVENTS CONTACT WITH FATHER?
68	A35G	101-101	11		FINANCIAL REASON PREVENTS CONTACT WITH FATHER?
69	A35H	102-102	11		TRANSPORTATION PREVENTS CONTACT WITH FATHER?
70	A35I	103-103	11		FAMILY RESPONSIBILITIES PREVENTS SEEING FATHER?
71	A35J	104-104	11		OTHER REASON PREVENTS CONTACT WITH FATHER?
72	A35K	105-105	11		NO PARTICULAR REASON PREVENTS CONTACT WITH FATHER?
73	A36	106-106	11		FREQUENCY OF CONTACT BY LETTER/PHONE WITH FATHER
74	A38	107-107	11		FATHERS MAIN ACTIVITY
75	A39	108-108	11		FATHER STUDYING FULL-TIME OR PART-TIME
76	A40	109-109	11		DID FATHER HAVE JOB/SELF-EMPLOYED?
77	A41	110-111	12		NUMBER OF WEEKS FATHER WORKED AT A JOB/BUSINES
78	A42	112-112	11		FATHER WORKED FULL-TIME OF PART-TIME
79	A43	113-113	11		FATHER WORKED EVENING OR NIGHT SHIFTS?
80	A44	114-114	11		FATHER WORKED REGULARLY SATURDAY OR SUNDAY?

MICRODATA FILE - CYCLE 5
RECORD LAYOUT

FIELD	NAME	POSTION	FORMAT	CODE	DESCRIPTION
81	A46	115-116	12		AGE RESPONDENT LAST LIVED WITH EITHER PARENTS
82	A47	117-117	11		MAIN REASON FOR RESPONDENTS MOVE
83	A49	118-118	11		RESPONDENT ALWAYS LIVED WITH EITHER PARENT?
84	A50	119-120	12		AGE OF RESPONDENT WHEN HE/SHE LAST LEFT HOME
85	A51	121-121	11		MAIN REASON FOR RESPONDENTS MOVE
86	OVA52	122-123	12		AGE RESPONDENT STARTED LIVING WITH PARENTS AGAIN
87	A53A	124-124	11		GRANDPARENTS STILL LIVING?
88	A53BA	125-125	11		GRANDPARENT STILL LIVING: MOTHERS MOTHER?
89	A53BB	126-126	11		GRANDPARENT STILL LIVING: MOTHERS FATHER?
90	A53BC	127-127	11		GRANDPARENT STILL LIVING: FATHERS MOTHER?
91	A53BO	128-128	11		GRANDPARENT STILL LIVING: FATHERS FATHER?
92	A54	129-129	11		ANY GRANOPARENTS LIVE OUTSIDE HOUSEHOLD?
93	A56	130-130	11		FREQUENCY OF CONTACT WITH GRANOPARENTS
94	A57	131-131	11		FREQUENCY OF CONTACT BY LETTER/PHONE
95	OVB2	132-133	12		TOTAL NUMBER OF BROTHERS AND SISTERS
96	DVB3	134-134	11		NUMBER OF BROTHERS STILL LIVING

PAGE 7
23/08/91

MICRODATA FILE - CYCLE 5
RECORD LAYOUT

FIELD	NAME	POSTION	FORMAT	CODE	DESCRIPTION
97	DVB4	135-135	11		NUMBER OF OLDER BROTHERS
98	DVB5	136-136	11		NUMBER OF SISTERS STILL LIVING
99	DVB6	137-137	11		NUMBER OF OLDER SISTERS
100	B8	138-138	11		ANY BROTHERS OR SISTERS LIVING OUTSIDE HOUSEHOLD?
101	B10	139-139	11		FREQUENCY OF CONTACT WITH BROTHERS OR SISTERS
102	B11	140-140	11		FREQUENCY OF CONTACT BY LETTER/PHONE WITH SIBLINGS
103	DVC2	141-141	11		NUMBER OF STEP-CHILDREN RAISED BY RESPONDENT
104	DVC3	142-142	11		NUMBER OF CHILDREN ADOPTED BY RESPONDENT
105	DVC4	143-144	12		NUMBER OF NATURAL CHILDREN
106	DVC6	145-146	12		NUMBER OF GRANDCHILDREN
107	DVST1A	147-148	12		AGE OF 1ST STEP-CHILD
108	DVST1C	149-149	11		SEX OF 1ST STEP-CHILD
109	DVST1EA	150-150	11		LIVING IN HOUSEHOLD? - 1ST STEP-CHILD
110	DVST1EB	151-152	12		AGE WHEN HE/SHE LEFT HOME - 1ST STEP-CHILD
111	DVST2A	153-154	12		AGE OF 2ND STEP-CHILD
112	DVST2C	155-155	11		SEX OF 2ND STEP-CHILD

PAGE 8
23/08/91

MICRODATA FILE - CYCLE 5
RECORD LAYOUT

FIELD	NAME	POSITION	FORMAT	CODE	DESCRIPTION
113	DVST2EA	156-156	11		LIVING IN HOUSEHOLD? - 2ND STEP-CHILD
114	DVST2EB	157-158	12		AGE WHEN HE/SHE LEFT HOME - 2ND STEP-CHILD
115	DVST3A	159-160	12		AGE OF 3RD STEP-CHILD
116	DVST3C	161-161	11		SEX OF 3RD STEP-CHILD
117	DVST3EA	162-162	11		LIVING IN HOUSEHOLD? - 3RD STEP-CHILD
118	DVST3EB	163-164	12		AGE WHEN HE/SHE LEFT HOME - 3RD STEP-CHILD
119	DVAD1A	165-166	12		AGE OF 1ST ADOPTED CHILD
120	DVAD1C	167-167	11		SEX OF 1ST ADOPTED CHILD
121	DVAD1EA	168-168	11		LIVING IN HOUSEHOLD? - 1ST ADOPTED CHILD
122	DVAD1EB	169-170	12		AGE WHEN HE/SHE LEFT HOME - 1ST ADOPTED CHILD
123	DVAD2A	171-172	12		AGE OF 2ND ADOPTED CHILD
124	DVAD2C	173-173	11		SEX OF 2ND ADOPTED CHILD
125	DVAD2EA	174-174	11		LIVING IN HOUSEHOLD? - 2ND ADOPTED CHILD
126	DVAD2EB	175-176	12		AGE WHEN HE/SHE LEFT HOME - 2ND ADOPTED CHILD
127	DVNT01A	177-178	12		AGE OF 1ST NATURAL CHILD
128	DVNT01C	179-179	11		SEX OF 1ST NATURAL CHILD

PAGE 9
23/08/91

MICRODATA FILE - CYCLE 5
RECORD LAYOUT

FIELD	NAME	POSTION	FORMAT	CODE	DESCRIPTION
129	DVNT01EA	180-180	I1		LIVING IN HOUSEHOLD? - 1ST NATURAL CHILD
130	DVNT01EB	181-182	I2		AGE WHEN HE/SHE LEFT HOME - 1ST NATURAL CHILD
131	DVNT01F	183-185	F3.1		AGE OF RESPONDENT WHEN 1ST CHILD BORN
132	DVNT02A	186-187	I2		AGE OF 2ND NATURAL CHILD
133	DVNT02C	188-188	I1		SEX OF 2ND NATURAL CHILD
134	DVNT02EA	189-189	I1		LIVING IN HOUSEHOLD? - 2ND NATURAL CHILD
135	DVNT02EB	190-191	I2		AGE WHEN HE/SHE LEFT HOME - 2ND NATURAL CHILD
136	DVNT02F	192-194	F3.1		AGE OF RESPONDENT WHEN 2ND CHILD BORN
137	DVNT03A	195-196	I2		AGE OF 3RD NATURAL CHILD
138	DVNT03C	197-197	I1		SEX OF 3RD NATURAL CHILD
139	DVNT03EA	198-198	I1		LIVING IN HOUSEHOLD? - 3RD NATURAL CHILD
140	DVNT03EB	199-200	I2		AGE WHEN HE/SHE LEFT HOME - 3RD NATURAL CHILD
141	DVNT03F	201-203	F3.1		AGE OF RESPONDENT WHEN 3RD CHILD BORN
142	DVNT04A	204-205	I2		AGE OF 4TH NATURAL CHILD
143	DVNT04C	206-206	I1		SEX OF 4TH NATURAL CHILD
144	DVNT04EA	207-207	I1		LIVING IN HOUSEHOLD? - 4TH NATURAL CHILD

PAGE 10
23/08/91

MICRODATA FILE - CYCLE 5
RECORD LAYOUT

FIELD	NAME	PDSTION	FORMAT	CODE	DESCRIPTION
145	DVNT04EB	208-209	I2		AGE WHEN HE/SHE LEFT HOME - 4TH NATURAL CHILD
146	DVNT04F	210-212	F3.1		AGE OF RESPONDENT WHEN 4TH CHILD BORN
147	DVNT05A	213-214	I2		AGE OF 5TH NATURAL CHILD
148	DVNT05C	215-215	I1		SEX OF 5TH NATURAL CHILD
149	DVNT05EA	216-216	I1		LIVING IN HOUSEHOLD? - 5TH NATURAL CHILD
150	DVNT05EB	217-218	I2		AGE WHEN HE/SHE LEFT HOME - 5TH NATURAL CHILD
151	DVNT05F	219-221	F3.1		AGE OF RESPONDENT WHEN 5TH CHILD BORN
152	DVNT06A	222-223	I2		AGE OF 6TH NATURAL CHILD
153	DVNT06C	224-224	I1		SEX OF 6TH NATURAL CHILD
154	DVNT06EA	225-225	I1		LIVING IN HOUSEHOLD? - 6TH NATURAL CHILD
155	DVNT06EB	226-227	I2		AGE WHEN HE/SHE LEFT HOME - 6TH NATURAL CHILD
156	DVNT06F	228-230	F3.1		AGE OF RESPONDENT WHEN 6TH CHILD BORN
157	DVNT07A	231-232	I2		AGE OF 7TH NATURAL CHILD
158	DVNT07C	233-233	I1		SEX OF 7TH NATURAL CHILD
159	DVNT07EA	234-234	I1		LIVING IN HOUSEHOLD? - 7TH NATURAL CHILD
160	DVNT07EB	235-236	I2		AGE WHEN HE/SHE LEFT HOME - 7TH NATURAL CHILD

PAGE 11
23/08/91

MICRODATA FILE - CYCLE 5
RECORD LAYOUT

FIELD	NAME	POSTION	FORMAT	CODE	DESCRIPTION
161	DVNT07F	237-239	F3.1		AGE OF RESPONDENT WHEN 7TH CHILD BORN
162	DVNT08A	240-241	12		AGE OF 8TH NATURAL CHILD
163	DVNT08C	242-242	11		SEX OF 8TH NATURAL CHILD
164	DVNT08EA	243-243	11		LIVING IN HOUSEHOLD? - 8TH NATURAL CHILD
165	DVNT08EB	244-245	12		AGE WHEN HE/SHE LEFT HOME - 8TH NATURAL CHILD
166	DVNT08F	246-248	F3.1		AGE OF RESPONDENT WHEN 8TH CHILD BORN
167	DVNT09A	249-250	12		AGE OF 9TH NATURAL CHILD
168	DVNT09C	251-251	11		SEX OF 9TH NATURAL CHILD
169	DVNT09EA	252-252	11		LIVING IN HOUSEHOLD? - 9TH NATURAL CHILD
170	DVNT09EB	253-254	12		AGE WHEN HE/SHE LEFT HOME - 9TH NATURAL CHILD
171	DVNT09F	255-257	F3.1		AGE OF RESPONDENT WHEN 9TH CHILD BORN
172	DVNT10A	258-259	12		AGE OF 10TH NATURAL CHILD
173	DVNT10C	260-260	11		SEX OF 10TH NATURAL CHILD
174	DVNT10EA	261-261	11		LIVING IN HOUSEHOLD? - 10TH NATURAL CHILD
175	DVNT10EB	262-263	12		AGE WHEN HE/SHE LEFT HOME - 10TH NATURAL CHILD
176	DVNT10F	264-266	F3.1		AGE OF RESPONDENT WHEN 10TH CHILD BORN

MICRODATA FILE - CYCLE 5
RECORD LAYOUT

FIELD	NAME	POSITION	FORMAT	CODE	DESCRIPTION
177	C10A	267-267	11		CHILDCARE RECEIVED ON A REGULAR BASIS?
178	C10B	268-268	11		NUMBER OF CHILDREN RECEIVING CHILDCARE
179	DVC10	269-269	11		NUMBER OF CHILDREN IN HOUSEHOLD <15 YEARS OF AGE
180	C11A	270-270	11		REASON FOR CHILDCARE: WORK AT A JOB?
181	C11B	271-271	11		REASON FOR CHILDCARE: STUDY?
182	C11C	272-272	11		REASON FOR CHILDCARE: VOLUNTEER WORK?
183	C11D	273-273	11		REASON FOR CHILDCARE: CARE FOR FAMILY OR FRIEND?
184	C11E	274-274	11		REASON FOR CHILDCARE: DO SOMETHING ELSE?
185	C12	275-275	11		CHILD RECEIVED CHILDCARE OUTSIDE HOUSEHOLD?
186	C13A	276-276	11		CHILD GOES TO: A WORKPLACE DAYCARE CENTER?
187	C13B	277-277	11		CHILD GOES TO: ANOTHER DAYCARE CENTER?
188	C13C	278-278	11		CHILD GOES TO: A SITTER OR NEIGHBOURS HOME?
189	C13D	279-279	11		CHILD GOES TO: A GRANDPARENTS HOME?
190	C13E	280-280	11		CHILD GOES TO: ANOTHER RELATIVES HOME?
191	C13F	281-281	11		CHILD GOES TO: SOME OTHER ARRANGEMENT?
192	C14	282-282	11		CHILD RECEIVED CHILDCARE IN YOUR HOME?

PAGE 13
23/08/91

MICRODATA FILE - CYCLE 5
RECORD LAYOUT

FIELD	NAME	POSTION	FORMAT	CODE	DESCRIPTION
193	C15A	283-283	11		CARE PROVIDED BY: CHILDS GRANDPARENT?
194	C15B	284-284	11		CARE PROVIDED BY: ANOTHER RELATIVE?
195	C15C	285-285	11		CARE PROVIDED BY: A SITTER OR NANNY?
196	C15D	286-286	11		CARE PROVIDED BY: SOMEONE ELSE?
197	DVC17A	287-288	12		REFERENCE CHILD <15 LIVING OUTSIDE HOUSEHOLD - AGE
198	DVC17C	289-289	11		REFERENCE CHILD <15 LIVING OUTSIDE HOUSEHOLD - SEX
199	DVC17D	290-290	11		REFERENCE CHILD <15 LIVING OUTSIDE HOUSEHOLD-TYPE
200	DVC17EB	291-292	12		AGE WHEN REFERENCE CHILD <15 LEFT HOME
201	DVC17R	293-295	F3.1		AGE OF RESPONDENT WHEN REFERENCE CHILD <15 LEFT
202	C18	296-296	11		WHO DOES REFERENCE CHILD LIVE WITH
203	C19	297-298	12		DISTANCE REFERENCE CHILD LIVES FROM RESPONDENT
204	C20	299-299	11		FREQUENCY OF CONTACT WITH REFERENCE CHILD
205	C21	300-300	11		AMOUNT OF TIME RESPONDENT SAW REFERENCE CHILD
206	C22A	301-301	11		DISTANCE PREVENTS SEEING REFERENCE CHILD?
207	C22B	302-302	11		POOR RELATIONSHIP PREVENTS SEEING REF. CHILD?
208	C22C	303-303	11		RESPONDENTS TIME PREVENTS SEEING REF. CHILD?

MICRODATA FILE - CYCLE 5
RECORD LAYOUT

FIELD	NAME	POSITION	FORMAT	CODE	DESCRIPTION
209	C22D	304-304	11		RESPONDENTS HEALTH PREVENTS SEEING REF. CHILD?
210	C22E	305-305	11		FINANCIAL REASON PREVENTS SEEING REF. CHILD?
211	C22F	306-306	11		TRANSPORTATION PREVENTS SEEING REF. CHILD?
212	C22G	307-307	11		FAMILY RESP. PREVENTS SEEING REF. CHILD?
213	C22H	308-308	11		CUSTODIAL ARRANGEMENTS PREVENTS SEEING REF. CHILD?
214	C22I	309-309	11		RELATIONSHIP WITH CUST. PREVENTS SEEING REF. CHILD
215	C22J	310-310	11		OTHER REASON PREVENTS SEEING REFERENCE CHILD?
216	C22K	311-311	11		NO PARTICULAR REASON PREVENTS SEEING REF. CHILD?
217	C23	312-312	11		FREQ. OF CONTACT BY LETTER/PHONE WITH REF. CHILD
218	DVC25	313-313	11		NO. OF CHILDREN >14 YEARS, LIVING WITHIN 100KM
219	DVC27A	314-315	12		REF. CHILD >14 SEEN MOST OFTEN OUTSIDE HOME - AGE
220	DVC27C	316-316	11		REF. CHILD >14 SEEN MOST OFTEN OUTSIDE HOME - SEX
221	DVC27D	317-317	11		REF. CHILD >14 SEEN MOST OFTEN OUTSIDE HOME - TYPE
222	DVC27EB	318-319	12		AGE WHEN REFERENCE CHILD >14 LEFT HOME
223	DVC27R	320-322	F3.1		AGE OF RESPONDENT WHEN REF. CHILD >14 LEFT HOME
224	C31	323-323	11		DOES REFERENCE CHILD LIVE ALONE?

PAGE 15
23/08/91

MICRODATA FILE - CYCLE 5
RECORD LAYOUT

FIELD	NAME	POSITION	FORMAT	CODE	DESCRIPTION
225	C32A	324-324	11		DOES REFERENCE CHILD LIVE WITH SPOUSE/PARTNER?
226	C32B	325-325	11		DOES REFERENCE CHILD LIVE WITH HIS/HER CHILDREN?
227	C32C	326-326	11		DOES REFERENCE CHILD LIVE WITH SOMEONE ELSE?
228	C32CA	327-327	11		DOES REFERENCE CHILD LIVE WITH FRIEND/ROOMMATE?
229	C32CB	328-328	11		DOES REFERENCE CHILD LIVE WITH MOTHER/FATHER?
230	C32CC	329-329	11		DOES REFERENCE CHILD LIVE WITH OTHER RELATIVE?
231	C33	330-331	12		DISTANCE REFERENCE CHILD LIVES FROM RESPONDENT
232	C34	332-332	11		REFERENCE CHILDS MAIN ACTIVITY
233	C35	333-333	11		FREQUENCY OF CONTACT WITH REFERENCE CHILD
234	C36	334-334	11		PLACE RESPONDENT USUALLY SAW REFERENCE CHILD
235	C37	335-335	11		AMOUNT OF TIME RESPONDENT SAW REFERENCE CHILD
236	C38A	336-336	11		DISTANCE PREVENTS SEEING REFERENCE CHILD?
237	C38B	337-337	11		POOR RELATIONSHIP PREVENTS SEEING REFERENCE CHILD?
238	C38C	338-338	11		RESPONDENTS TIME PREVENTS SEEING REFERENCE CHILD?
239	C38D	339-339	11		HIS/HER TIME PREVENTS SEEING REFERENCE CHILD?
240	C38E	340-340	11		RESPONDENTS HEALTH PREVENTS SEEING REF. CHILD?

PAGE 16
23/08/91

MICRODATA FILE - CYCLE 5
RECORD LAYOUT

FIELD	NAME	POSTION	FORMAT	CODE	DESCRIPTION
241	C38F	341-341	I1		CHILDS HEALTH PREVENTS SEEING REFERENCE CHILD?
242	C38G	342-342	I1		FINANCIAL REASON PREVENTS SEEING REFERENCE CHILD?
243	C38H	343-343	I1		TRANSPORTATION PREVENTS SEEING REFERENCE CHILD?
244	C38I	344-344	I1		FAMILY RESP. PREVENTS SEEING REFERENCE CHILD?
245	C38J	345-345	I1		OTHER REASON PREVENTS SEEING REFERENCE CHILD?
246	C38K	346-346	I1		NO PARTICULAR REASON PREVENTS SEEING REF. CHILD?
247	C39	347-347	I1		FREQ. OF CONTACT BY LETTER/PHONE WITH REF. CHILD
248	D4	348-348	I1		HAD AN OPERATION TO PREVENT PREGNANCY?
249	D5	349-349	I1		RESPONDENT/SPOUSE CAN NO LONGER HAVE CHILDREN?
250	D6	350-350	I1		RESPONDENT INTENDS TO HAVE A/ANOTHER CHILD?
251	DVD7	351-351	I1		NUMBER OF CHILDREN RESPONDENT INTENDS TO HAVE
252	E1	352-353	I2		NUMBER OF PEOPLE RESPONDENT CONSIDERS FRIENDS
253	E3	354-354	I1		SEX OF RESPONDENTS CLOSEST FRIEND
254	E4	355-356	I2		PLACE WHERE RESPONDENTS FRIENDSHIP STARTED
255	E5	357-358	I2		DISTANCE FRIEND LIVES FROM RESPONDENT
256	E6	359-359	I1		FREQUENCY OF CONTACT WITH FRIEND

PAGE 17
23/08/91

MICRODATA FILE - CYCLE 5
RECORD LAYOUT

FIELD	NAME	POSTION	FORMAT	CODE	DESCRIPTION
257	E7	360-360	11		FREQUENCY OF CONTACT BY LETTER/PHONE WITH FRIEND
258	F3STATUS	361-361	11		STATUS OF QUESTION F3
259	F3NUM	362-362	11		NUMBER OF PERSONS LISTED IN F3
260	F3RESP	363-364	12		PERSONS RESPONSIBLE FOR MEAL PREPARATION
261	F3HELP	365-366	12		WHO HELPED WITH MEAL PREPARTION
262	F3WORK01	367-367	11		AMOUNT OF MEAL PREPARATION DONE BY RESPONDENT
263	F3WORK02	368-368	11		AMOUNT OF MEAL PREPARATION DONE BY SPOUSE
264	F3WORK03	369-369	11		AMOUNT OF MEAL PREPARATION DONE BY RESP. MOTHER
265	F3WORK04	370-370	11		AMOUNT OF MEAL PREPARATION DONE BY RESP. FATHER
266	F3WORK05	371-371	11		AMOUNT OF MEAL PREPARATION DONE BY RESP. CHILD A
267	F3WORK06	372-372	11		AMOUNT OF MEAL PREPARATION DONE BY RESP. CHILD B
268	F3WORK09	373-373	11		AMOUNT OF MEAL PREPARATION DONE BY OTHER PERSON A
269	F3WORK10	374-374	11		AMOUNT OF MEAL PREPARATION DONE BY OTHER PERSON B
270	F4STATUS	375-375	11		STATUS OF QUESTION F4
271	F4NUM	376-376	11		NUMBER OF PERSONS LISTED IN F4
272	F4RESP	377-378	12		PERSONS RESPONSIBLE FOR MEAL CLEANUP

MICRODATA FILE - CYCLE 5
RECORD LAYOUT

FIELD	NAME	POSTION	FORMAT	CODE	DESCRIPTION
273	F4HELP	379-380	12		WHO HELPED WITH MEAL CLEANUP
274	F4WORK01	381-381	11		AMOUNT OF MEAL CLEANUP DONE BY RESPONDENT
275	F4WORK02	382-382	11		AMOUNT OF MEAL CLEANUP DONE BY SPOUSE
276	F4WORK03	383-383	11		AMOUNT OF MEAL CLEANUP DONE BY RESPONDENTS MOTHER
277	F4WORK04	384-384	11		AMOUNT OF MEAL CLEANUP DONE BY RESPONDENTS FATHER
278	F4WORK05	385-385	11		AMOUNT OF MEAL CLEANUP DONE BY RESPONDENTS CHILD A
279	F4WORK06	386-386	11		AMOUNT OF MEAL CLEANUP DONE BY RESPONDENTS CHILD B
280	F4WORK09	387-387	11		AMOUNT OF MEAL CLEANUP DONE BY OTHER PERSON A
281	F4WORK10	388-388	11		AMOUNT OF MEAL CLEANUP DONE BY OTHER PERSON B
282	F5STATUS	389-389	11		STATUS OF QUESTION F5
283	F5NUM	390-390	11		NUMBER OF PERSONS LISTED IN F5
284	F5RESP	391-392	12		PERSONS RESPONSIBLE FOR CLEANING AND LAUNDRY
285	F5HELP	393-394	12		WHO HELPED WITH CLEANING AND LAUNDRY
286	F5WORK01	395-395	11		AMOUNT OF CLEANING & LAUNDRY DONE BY RESPONDENT
287	F5WORK02	396-396	11		AMOUNT OF CLEANING & LAUNDRY DONE BY SPOUSE
288	F5WORK03	397-397	11		AMOUNT OF CLEANING & LAUNDRY DONE BY RESP. MOTHER

PAGE 19
23/08/91

MICRODATA FILE - CYCLE 5
RECORD LAYOUT

FIELD	NAME	POSITION	FORMAT	CODE	DESCRIPTION
289	F5WORK04	398-398	11		AMOUNT OF CLEANING & LAUNDRY DONE BY RESP. FATHER
290	F5WORK05	399-399	11		AMOUNT OF CLEANING & LAUNDRY DONE BY RESP. CHILD A
291	F5WORK06	400-400	11		AMOUNT OF CLEANING & LAUNDRY DONE BY RESP. CHILD B
292	F5WORK09	401-401	11		AMOUNT OF CLEANING & LAUNDRY DONE BY OTHER PERS. A
293	F5WORK10	402-402	11		AMOUNT OF CLEANING & LAUNDRY DONE BY OTHER PERS. B
294	F6STATUS	403-403	11		STATUS OF QUESTION F6
295	F6NUM	404-404	11		NUMBER OF PERSONS LISTED IN F6
296	F6RESP	405-406	12		PERSONS RESPONSIBLE FOR OUTSIDE MAINTENANCE
297	F6HELP	407-408	12		WHO HELPED WITH OUTSIDE MAINTENANCE
298	F6WORK01	409-409	11		AMOUNT OF OUTSIDE MAINTENANCE DONE BY RESPONDENT
299	F6WORK02	410-410	11		AMOUNT OF OUTSIDE MAINTENANCE DONE BY SPOUSE
300	F6WORK03	411-411	11		AMOUNT OF OUTSIDE MAINTENANCE DONE BY RESP. MOTHER
301	F6WORK04	412-412	11		AMOUNT OF OUTSIDE MAINTENANCE DONE BY RESP. FATHER
302	F6WORK05	413-413	11		AMOUNT OF OUTSIDE MAINT. DONE BY RESP. CHILD A
303	F6WORK06	414-414	11		AMOUNT OF OUTSIDE MAINT. DONE BY RESP. CHILD B
304	F6WORK09	415-415	11		AMOUNT OF OUTSIDE MAINT. DONE BY OTHER PERSON A

MICRODATA FILE - CYCLE 5
RECORD LAYOUT

FIELD	NAME	POSTION	FORMAT	CODE	DESCRIPTION
305	F6WORK1D	416-416	11		AMOUNT OF OUTSIDE MAINT. DONE BY OTHER PERSON B
306	F8	417-417	11		UNPAID HOUSEWORK DONE OUTSIDE HOME BY RESPONDENT?
307	F9CNT	418-418	11		NUMBER OF CATEGORIES MARKED IN F9
308	F9FREQ	419-419	11		MAXIMUM FREQUENCY REPORTED IN F9
309	DVF9SON	420-420	11		HOW OFTEN WAS HELP PROVIDED TO SON
310	DVF9DAU	421-421	11		HOW OFTEN WAS HELP PROVIDED TO DAUGHTER
311	DVF9PAR	422-422	11		HOW OFTEN WAS HELP PROVIDED TO PARENT
312	DVF9BRO	423-423	11		HOW OFTEN WAS HELP PROVIDE TO BROTHER/SISTER
313	DVF9REL	424-424	11		HOW OFTEN WAS HELP PROVIDED TO OTHER RELATIVE
314	DVF9FRI	425-425	11		HOW OFTEN WAS HELP PROVIDED TO FRIEND
315	DVF9CHU	426-426	11		HOW OFTEN WAS HELP PROVIDED TO CHURCH
316	DVF9SCH	427-427	11		HOW OFTEN WAS HELP PROVIDED TO SCHOOL
317	DVF9OTH	428-428	11		HOW OFTEN WAS HELP PROVIDED TO ORGANIZATION/OTHER
318	F10	429-429	11		UNPAID HOUSEWORK PROVIDED TO RESPONDENT?
319	F11CNT	430-430	11		NUMBER OF CATEGORIES MARKED IN F11
320	F11FREQ	431-431	11		MAXIMUM FREQUENCY REPORTED IN F11

PAGE 21
23/08/91

MICRODATA FILE - CYCLE 5
RECORD LAYOUT

FIELD	NAME	POSTION	FORMAT	CODE	DESCRIPTION
321	DVF11SON	432-432	11		HOW OFTEN WAS HELP PROVIDED BY SON
322	DVF11DAU	433-433	11		HOW OFTEN WAS HELP PROVIDED BY DAUGHTER
323	DVF11PAR	434-434	11		HOW OFTEN WAS HELP PROVIDED BY PARENT
324	DVF11BRO	435-435	11		HOW OFTEN WAS HELP PROVIDED BY BROTHER/SISTER
325	DVF11REL	436-436	11		HOW OFTEN WAS HELP PROVIDED BY OTHER RELATIVE
326	DVF11FRI	437-437	11		HOW OFTEN WAS HELP PROVIDED BY FRIEND
327	DVF11OTH	438-438	11		HOW OFTEN WAS HELP PROVIDED BY ORGANIZATION/OTHER
328	F12	439-439	11		UNPAID MAINTENANCE OUTSIDE OF HOME BY RESPONDENT?
329	F13CNT	440-440	11		NUMBER OF CATEGORIES MARKED IN F13
330	F13FREQ	441-441	11		MAXIMUM FREQUENCY REPORTED IN F13
331	DVF13SON	442-442	11		HOW OFTEN WAS HELP PROVIDED TO SON
332	DVF13DAU	443-443	11		HOW OFTEN WAS HELP PROVIDED TO DAUGHTER
333	DVF13PAR	444-444	11		HOW OFTEN WAS HELP PROVIDED TO PARENT
334	DVF13BRO	445-445	11		HOW OFTEN WAS HELP PROVIDED TO BROTHER/SISTER
335	DVF13REL	446-446	11		HOW OFTEN WAS HELP PROVIDED TO OTHER RELATIVE
336	DVF13FRI	447-447	11		HOW OFTEN WAS HELP PROVIDED TO FRIEND

PAGE 22
23/08/91

MICRODATA FILE - CYCLE 5
RECORD LAYOUT

FIELD	NAME	POSTION	FORMAT	CODE	DESCRIPTION
337	DVF13CHU	448-448	I1		HOW OFTEN WAS HELP PROVIDED TO CHURCH
338	DVF13OTH	449-449	I1		HOW OFTEN WAS HELP PROVIDED TO ORGANIZATION/OTHER
339	F14	450-450	I1		UNPAID MAINTENANCE PROVIDED TO RESPONDENT?
340	F15CNT	451-451	I1		NUMBER OF CATEGORIES MARKED IN F15
341	F15FREQ	452-452	I1		MAXIMUM FREQUENCY REPORTED IN F15
342	DVF15SON	453-453	I1		HOW OFTEN WAS HELP PROVIDED BY SON
343	DVF15DAU	454-454	I1		HOW OFTEN WAS HELP PROVIDED BY DAUGHTER
344	DVF15PAR	455-455	I1		HOW OFTEN WAS HELP PROVIDED BY PARENT
345	DVF15BRO	456-456	I1		HOW OFTEN WAS HELP PROVIDED BY BROTHER/SISTER
346	DVF15REL	457-457	I1		HOW OFTEN WAS HELP PROVIDED BY OTHER RELATIVE
347	DVF15FRI	458-458	I1		HOW OFTEN WAS HELP PROVIDED BY FRIEND
348	DVF15OTH	459-459	I1		HOW OFTEN WAS HELP PROVIDED BY ORGANIZATION/OTHER
349	F16	460-460	I1		UNPAID TRANSPORTATION PROVIDED BY RESPONDENT?
350	F17CNT	461-461	I1		NUMBER OF CATEGORIES MARKED IN F17
351	F17FREQ	462-462	I1		MAXIMUM FREQUENCY REPORTED IN F17
352	DVF17SON	463-463	I1		HOW OFTEN WAS HELP PROVIDED TO SON

PAGE 23
23/08/91

MICRODATA FILE - CYCLE 5
RECORD LAYOUT

FIELD	NAME	POSTION	FORMAT	CODE	DESCRIPTION
353	DVF17DAU	464-464	11		HOW OFTEN WAS HELP PROVIDED TO DAUGHTER
354	DVF17PAR	465-465	11		HOW OFTEN WAS HELP PROVIDED TO PARENT
355	DVF17BRO	466-466	11		HOW OFTEN WAS HELP PROVIDED TO BROTHER/SISTER
356	DVF17REL	467-467	11		HOW OFTEN WAS HELP PROVIDED TO OTHER RELATIVE
357	DVF17FRI	468-468	11		HOW OFTEN WAS HELP PROVIDED TO FRIEND
358	DVF17CHU	469-469	11		HOW OFTEN WAS HELP PROVIDED TO CHURCH
359	DVF17SCH	470-470	11		HOW OFTEN WAS HELP PROVIDED TO SCHOOL
360	DVF17OTH	471-471	11		HOW OFTEN WAS HELP PROVIDED TO ORGANIZATION/OTHER
361	F18	472-472	11		UNPAID TRANSPORTATION PROVIDED TO RESPONDENT?
362	F19CNT	473-473	11		NUMBER OF CATEGORIES MARKED IN F19
363	F19FREQ	474-474	11		MAXIMUM FREQUENCY REPORTED IN F19
364	DVF19SON	475-475	11		HOW OFTEN WAS HELP PROVIDED BY SON
365	DVF19DAU	476-476	11		HOW OFTEN WAS HELP PROVIDED BY DAUGHTER
366	DVF19PAR	477-477	11		HOW OFTEN WAS HELP PROVIDED BY PARENT
367	DVF19BRO	478-478	11		HOW OFTEN WAS HELP PROVIDED BY BROTHER/SISTER
368	DVF19REL	479-479	11		HOW OFTEN WAS HELP PROVIDED BY OTHER RELATIVE

PAGE 24
23/08/91

MICRODATA FILE - CYCLE 5
RECORD LAYOUT

FIELD	NAME	POSTION	FORMAT	CODE	DESCRIPTION
369	DVF19FRI	480-480	11		HOW OFTEN WAS HELP PROVIDED BY FRIEND
370	DVF19OTH	481-481	11		HOW OFTEN WAS HELP PROVIDED BY ORGANIZATION/OTHER
371	F20	482-482	11		UNPAID CHILDCARE PROVIDED BY RESPONDENT?
372	F21CNT	483-483	11		NUMBER OF CATEGORIES MARKED IN F21
373	F21FREQ	484-484	11		MAXIMUM FREQUENCY REPORTED IN F21
374	DVF21SON	485-485	11		HOW OFTEN WAS HELP PROVIDED TO SON
375	DVF21DAU	486-486	11		HOW OFTEN WAS HELP PROVIDED TO DAUGHTER
376	DVF21PAR	487-487	11		HOW OFTEN WAS HELP PROVIDED TO PARENT
377	DVF21BRO	488-488	11		HOW OFTEN WAS HELP PROVIDED TO BROTHER/SISTER
378	DVF21REL	489-489	11		HOW OFTEN WAS HELP PROVIDED TO OTHER RELATIVE
379	DVF21FRI	490-490	11		HOW OFTEN WAS HELP PROVIDED TO FRIEND
380	DVF21OTH	491-491	11		HOW OFTEN WAS HELP PROVIDED TO ORGANIZATION/OTHER
381	F22	492-492	11		UNPAID PERSONAL CARE PROVIDED BY RESPONDENT?
382	F23CNT	493-493	11		NUMBER OF CATEGORIES MARKED IN F23
383	F23FREQ	494-494	11		MAXIMUM FREQUENCY REPORTED IN F23
384	DVF23SON	495-495	11		HOW OFTEN WAS HELP PROVIDED TO SON

PAGE 25
23/08/91

MICRODATA FILE - CYCLE 5
RECORD LAYOUT

FIELD	NAME	POSTION	FORMAT	CODE	DESCRIPTION
385	DVF23DAU	496-496	11		HOW OFTEN WAS HELP PROVIDED TO DAUGHTER
386	DVF23PAR	497-497	11		HOW OFTEN WAS HELP PROVIDED TO PARENT
387	DVF23BRO	498-498	11		HOW OFTEN WAS HELP PROVIDED TO BROTHER/SISTER
388	DVF23REL	499-499	11		HOW OFTEN WAS HELP PROVIDED TO OTHER RELATIVE
389	DVF23FRI	500-500	11		HOW OFTEN WAS HELP PROVIDED TO FRIEND
390	DVF23OTH	501-501	11		HOW OFTEN WAS HELP PROVIDED TO ORGANIZATION/OTHER
391	F24	502-502	11		FINANCIAL SUPPORT PROVIDED BY RESPONDENT?
392	F25CNT	503-503	11		NUMBER OF CATEGORIES MARKED IN F25
393	F25FREQ	504-504	11		MAXIMUM FREQUENCY REPORTED IN F25
394	DVF25SON	505-505	11		HOW OFTEN WAS HELP PROVIDED TO SON
395	DVF25DAU	506-506	11		HOW OFTEN WAS HELP PROVIDED TO DAUGHTER
396	DVF25PAR	507-507	11		HOW OFTEN WAS HELP PROVIDED TO PARENT
397	DVF25BRO	508-508	11		HOW OFTEN WAS HELP PROVIDED TO BROTHER/SISTER
398	DVF25REL	509-509	11		HOW OFTEN WAS HELP PROVIDED TO OTHER RELATIVE
399	DVF25FRI	510-510	11		HOW OFTEN WAS HELP PROVIDED TO FRIEND
400	DVF25CHU	511-511	11		HOW OFTEN WAS HELP PROVIDED TO CHURCH

PAGE 26
23/08/91

MICRODATA FILE - CYCLE 5
RECORD LAYOUT

FIELD	NAME	POSTION	FORMAT	CODE	DESCRIPTION
401	DVF25CHA	512-512	I1		HOW OFTEN WAS HELP PROVIDED TO CHARITIES
402	DVF25OTH	513-513	I1		HOW OFTEN WAS HELP PROVIDED TO ORGANIZATION/OTHER
403	F26	514-514	I1		FINANCIAL SUPPORT PROVIDED TO RESPONDENT?
404	F27CNT	515-515	I1		NUMBER OF CATEGORIES MARKED IN F27
405	F27REQ	516-516	I1		MAXIMUM FREQUENCY REPORTED IN F27
406	DVF27SON	517-517	I1		HOW OFTEN WAS HELP PROVIDED BY SON
407	DVF27DAU	518-518	I1		HOW OFTEN WAS HELP PROVIDED BY DAUGHTER
408	DVF27PAR	519-519	I1		HOW OFTEN WAS HELP PROVIDED BY PARENT
409	DVF27BRO	520-520	I1		HOW OFTEN WAS HELP PROVIDED BY BROTHER/SISTER
410	DVF27REL	521-521	I1		HOW OFTEN WAS HELP PROVIDED BY RELATIVE
411	DVF27FRI	522-522	I1		HOW OFTEN WAS HELP PROVIDED BY FRIEND
412	DVF27SUP	523-523	I1		HOW OFTEN WAS HELP PROVIDED BY SUPPORT GROUP
413	DVF27OTH	524-524	I1		HOW OFTEN WAS HELP PROVIDED BY ORGANIZATION/OTHER
414	DVF28A	525-525	I1		HOW OFTEN WAS HELP PAID FOR MEAL PREPARATION
415	DVF28B	526-526	I1		HOW OFTEN WAS HELP PAID FOR CLEANING/LAUNDRY
416	DVF28C	527-527	I1		HOW OFTEN WAS HELP PAID FOR OUTSIDE WORK

PAGE 27
23/08/91

MICRODATA FILE - CYCLE 5
RECORD LAYOUT

FIELD	NAME	POSTION	FORMAT	CODE	DESCRIPTION
417	DVF28D	528-528	11		HOW OFTEN WAS HELP PAID FOR TRANSPORTATION
418	DVF28E	529-529	11		HOW OFTEN WAS HELP PAID FOR GROCERY SHOPPING
419	DVF29	530-530	11		HOW OFTEN DID RESPONDENT DO VOLUNTEER WORK
420	F30	531-531	11		RESPONDENT LIMITED TO KINDS OR AMOUNT OF ACTIVITY?
421	F31	532-532	11		RESPONDENT RECEIVED PERSONAL CARE?
422	F32CNT	533-533	11		NUMBER OF CATEGORIES PROVIDING PERSONAL CARE
423	F32IN	534-534	11		NUMBER PROVIDING PERSONAL CARE LIVING IN HOUSEHOLD
424	F32OUT	535-535	11		NO. OF CATEGORIES PROVIDING CARE OUTSIDE HOUSEHOLD
425	F32SPS	536-536	11		PERSONAL CARE PROVIDED BY SPOUSE?
426	F32SON	537-537	11		PERSONAL CARE PROVIDED BY SON?
427	F32DAU	538-538	11		PERSONAL CARE PROVIDED BY DAUGHTER?
428	F32PAR	539-539	11		PERSONAL CARE PROVIDED BY PARENT?
429	F32BRO	540-540	11		PERSONAL CARE PROVIDED BY BROTHER/SISTER?
430	F32REL	541-541	11		PERSONAL CARE PROVIDED BY OTHER RELATIVE?
431	F32FRI	542-542	11		PERSONAL CARE PROVIDED BY FRIEND?
432	F32OTH	543-543	11		PERSONAL CARE PROVIDED BY OTHER?

MICRODATA FILE - CYCLE 5
RECORD LAYOUT

FIELD	NAME	POSTION	FORMAT	CODE	DESCRIPTION
433	F32HWSPS	544-544	11		SPOUSE PROVIDING PERS. CARE LIVES IN HOUSEHOLD?
434	F32HWSON	545-545	11		SON PROVIDING PERSONAL CARE LIVES IN HOUSEHOLD?
435	F32HWD AU	546-546	11		DAUGHTER PROVIDING PERS. CARE LIVES IN HOUSEHOLD?
436	F32HWP AR	547-547	11		PARENT PROVIDING PERSONAL CARE LIVES IN HOUSEHOLD?
437	F32HWBRO	548-548	11		BRO./SIS. PROVIDING PERS. CARE LIVES IN HOUSEHOLD?
438	F32HWREL	549-549	11		OTHER REL. PROVIDING PERS. CARE LIVES IN HOUSEHOLD
439	F32HWFR1	550-550	11		FRIEND PROVIDING PERSONAL CARE LIVES IN HOUSEHOLD?
440	F32HWOTH	551-551	11		OTHER PER. PROVIDING PERS. CARE LIVES IN HOUSEHOLD
441	G2A	552-553	12		FEELING DEPRESSED: WHO HELPS FIRST
442	G2B	554-555	12		FEELING DEPRESSED: WHO HELPS SECOND
443	G3A	556-557	12		UPSET WITH PARTNER: WHO HELPS FIRST
444	G3B	558-559	12		UPSET WITH PARTNER: WHO HELPS SECOND
445	H2	560-560	11		RESPONDENT EVER BEEN IN A COMMON-LAW RELATIONSHIP?
446	H3	561-561	11		RESPONDENT NOW LEGALLY MARRIED?
447	H4	562-562	11		RESPONDENT EVER BEEN LEGALLY MARRIED?
448	H5	563-563	11		RESPONDENT LIVING WITH SPOUSE?

PAGE 29
23/08/91

MICRODATA FILE - CYCLE 5
RECORD LAYOUT

FIELD	NAME	POSITION	FORMAT	CODE	DESCRIPTION
449	H6	564-564	I1		RESPONDENT SEPARATED?
450	DVH7	565-567	F3.1		AGE OF RESPONDENT AT DATE OF SEPARATION
451	DVH8	568-570	F3.1		AGE OF RESPONDENT AT DATE OF CURRENT MARRIAGE
452	H9	571-571	I1		SPOUSES MARITAL STATUS BEFORE ENTERING MARRIAGE
453	OVCURREM	572-572	I1		FIRST MARRIAGE OR REMARRIAGE FOR EITHER SPOUSE
454	DVH10	573-574	I2		AGE DIFFERENCE BETWEEN RESP & SPOUSE AT MARRIAGE
455	H12	575-575	I1		LIVED COMMON-LAW BEFORE CURRENT MARRIAGE?
456	DVH13	576-578	F3.1		AGE OF RESPONDENT WHEN BEGAN LIVING TOGETHER
457	H14	579-579	I1		CURRENT MARRIAGE SAME AS FIRST MARRIAGE?
458	DVH16	580-582	F3.1		AGE OF RESPONDENT AT DATE OF FIRST MARRIAGE
459	H17	583-583	I1		RESPONDENTS SPOUSES MARITAL STATUS BEFORE MARRIAGE
460	DVH18	584-585	I2		AGE DIFFERENCE BETWEEN RESP & SPOUSE 1ST MARRIAGE
461	H20	586-586	I1		RESPONDENT LIVED COMMON-LAW BEFORE 1ST MARRIAGE?
462	DVH21	587-589	F3.1		AGE OF RESPONDENT WHEN BEGAN LIVING TOGETHER
463	H22A	590-590	I1		FIRST MARRIAGE ENDED IN...
464	DVH22A	591-593	F3.1		AGE OF RESPONDENT AT DATE OF SEPARATION

MICRODATA FILE - CYCLE 5
RECORD LAYOUT

FIELD	NAME	POSITION	FORMAT	CODE	DESCRIPTION
465	DVH22B	594-596	F3.1		AGE OF RESPONDENT AT DATE OF DIVORCE
466	DVH22C	597-599	F3.1		AGE OF RESPONDENT AT DATE OF DEATH OF SPOUSE
467	H24	600-600	I1		RESPONDENTS CURRENT MARRIAGE THEIR SECOND?
468	H26	601-601	I1		RESPONDENT BEEN LEGALLY MARRIED A SECOND TIME?
469	DVH27	602-604	F3.1		AGE OF RESPONDENT AT DATE OF SECOND MARRIAGE
470	H28	605-605	I1		RESPONDENTS SPOUSE MARITAL STATUS BEFORE MARRIAGE
471	DVH29	606-607	I2		AGE DIFFERENCE BETWEEN RESP & SPOUSE 2ND MARRIAGE
472	H31	608-608	I1		RESPONDENT LIVED COMMON-LAW BEFORE 2ND MARRIAGE?
473	DVH32	609-611	F3.1		AGE OF RESPONDENT WHEN BEGAN LIVING TOGETHER
474	H33A	612-612	I1		SECOND MARRIAGE ENDED IN...
475	DVH33A	613-615	F3.1		AGE OF RESPONDENT AT DATE OF SEPARATION
476	DVH33B	616-618	F3.1		AGE OF RESPONDENT AT DATE OF DIVORCE
477	DVH33C	619-621	F3.1		AGE OF RESPONDENT AT DATE OF DEATH OF SPOUSE
478	DVNUMMAR	622-622	I1		RESPONDENTS NUMBER OF MARRIAGES
479	H37	623-623	I1		RESPONDENT EXPECTS TO MARRY?
480	H38	624-624	I1		RESPONDENT EXPECTS TO REMARRY?

PAGE 31
23/08/91

MICRODATA FILE - CYCLE 5
RECORD LAYOUT

FIELD	NAME	POSTION	FORMAT	CODE	DESCRIPTION
481	H39	625-626	12		AGE WOULD LIKE TO GET MARRIED/REARRIED
482	J2	627-627	11		RESPONDENT NOW LIVING WITH COMMON-LAW PARTNER?
483	J4	628-628	11		EVER LIVED COMMON-LAW NOT FOLLOWED BY MARRIAGE?
484	DVJ5	629-631	F3.1		AGE OF RESP AT START OF CURRENT COMMON-LAW UNION
485	J6	632-632	11		PARTNERS MARITAL STATUS BEFORE CURRENT UNION
486	DVJ7	633-634	12		AGE DIFFERENCE BETWEEN RESP & PARTNER CURR. UNION
487	J8	635-635	11		COMMON-LAW NOT FOLLOWED BY MARRIAGE?
488	DVJ9	636-638	F3.1		AGE OF RESPONDENT AT START OF FIRST COM-LAW UNION
489	J10	639-639	11		PARTNERS MARITAL STATUS BEFORE FIRST UNION
490	DVJ11	640-641	12		AGE DIFFERENCE BETWEEN RESP & PARTNER 1ST UNION
491	J12A	642-642	11		REASON PARTNERSHIP ENDED
492	DVJ12	643-645	F3.1		AGE OF RESPONDENT WHEN FIRST PARTNERSHIP ENDED
493	J13	646-646	11		OTHER COMMON-LAW NOT FOLLOWED BY MARRIAGE?
494	DVJ14	647-649	F3.1		AGE OF RESPONDENT AT START OF SECOND COM-LAW UNION
495	J15	650-650	11		PARTNERS MARITAL STATUS BEFORE SECOND UNION
496	DVJ16	651-652	12		AGE DIFFERENCE BETWEEN RESP & PARTNER 2ND UNION

PAGE 32
23/08/91

MICRODATA FILE - CYCLE 5
RECORD LAYOUT

FIELD	NAME	POSTION	FORMAT	CODE	DESCRIPTION
497	J17A	653-653	11		REASON PARTNERSHIP ENDED
498	DVJ17	654-656	F3.1		AGE OF RESPONDENT WHEN SECOND PARTNERSHIP ENDED
499	DVNUMCL1	657-657	11		COMMON-LAW RELATIONSHIPS LEADING TO MARRIAGE
500	DVNUMCL2	658-658	11		COMMON-LAW RELATIONSHIPS NOT LEADING TO MARRIAGE
501	K2	659-659	11		HAPPINESS ...
502	K3	660-660	11		RESPONDENTS STATE OF HEALTH COMPARED TO OTHERS
503	DVSATMAR	661-661	11		SATISFACTION WITH SPOUSE/PARTNER OR SINGLE STATUS
504	DVSATFAM	662-662	11		SATISFACTION WITH IMMEDIATE FAMILY
505	DVSATHWK	663-663	11		SATISFACTION WITH WAY HOUSEWORK SHARED
506	DVSATJOB	664-664	11		SATISFACTION WITH JOB OR MAIN ACTIVITY
507	DVSATBAL	665-665	11		SATISFACTION WITH BALANCE BETWEEN JOB AND FAMILY
508	DVSATTIM	666-666	11		SATISFACTION WITH TIME FOR OTHER INTERESTS
509	DVSATFRI	667-667	11		SATISFACTION WITH RELATIONSHIPS WITH FRIENDS
510	DVSATACC	668-668	11		SATISFACTION WITH ACCOMMODATION OR HOUSING
511	K4HCA	669-669	11		DISSATISFIED WITH ACCOMMODATION: COST OF MORTGAGE?
512	K4HCB	670-670	11		DISSATISFIED WITH ACCOMMODATION: PROPERTY TAXES?

PAGE 33
23/08/91

MICRODATA FILE - CYCLE 5
RECORD LAYOUT

FIELD	NAME	POSTION	FORMAT	CODE	DESCRIPTION
513	K4HCC	671-671	11		DISSATISFIED WITH ACCOMMODATION: TRAFFIC?
514	K4HCD	672-672	11		DISSATISFIED WITH ACCOMMODATION: OTHER DISLIKES?
515	K4HCE	673-673	11		DISSATISFIED WITH ACCOMMODATION: TOO SMALL?
516	K4HCF	674-674	11		DISSATISFIED WITH ACCOMMODATION: TOO LARGE?
517	K4HCG	675-675	11		DISSATISFIED WITH ACCOMMODATION: LIKE TO OWN?
518	K4HCH	676-676	11		DISSATISFIED WITH ACCOMMODATION: MAINTENANCE?
519	K4HCI	677-677	11		DISSATISFIED WITH ACCOMMODATION: MAINTENANCE COST?
520	K4HCJ	678-678	11		DISSATISFIED WITH ACCOMMODATION: TRANSPORTATION?
521	K4HCK	679-679	11		DISSATISFIED WITH ACCOMMODATION: POOR CONDITIONS?
522	K4HCL	680-680	11		DISSATISFIED WITH ACCOMMODATION: BE INDEPENDENT?
523	K4HCM	681-681	11		DISSATISFIED WITH ACCOMMODATION: DIFFERENT TYPE?
524	K4HCN	682-682	11		DISSATISFIED WITH ACCOMMODATION: OTHER?
525	DVL2	683-684	12		NUMBER OF TIMES RESPONDENT MOVED SINCE JAN 1980
526	DVL3	685-687	F3.1		AGE OF RESPONDENT WHEN MOVED TO PRESENT ADDRESS
527	L4	688-689	12		DISTANCE RESPONDENT MOVED
528	L5A	690-690	11		REASON FOR MOVE: WORK?

MICRODATA FILE - CYCLE 5
RECORD LAYOUT

FIELD	NAME	POSITION	FORMAT	CODE	DESCRIPTION
529	L5B	691-691	11		REASON FOR MOVE: OTHER FAMILY MEMBERS WORK?
530	L5C	692-692	11		REASON FOR MOVE: BE CLOSER TO FAMILY?
531	L5D	693-693	11		REASON FOR MOVE: TAKE CARE OF FAMILY MEMBER?
532	L5E	694-694	11		REASON FOR MOVE: MARRIAGE/COMMON-LAW?
533	L5F	695-695	11		REASON FOR MOVE: SEPARATION FROM SPOUSE/PARTNER?
534	L5G	696-696	11		REASON FOR MOVE: MOVE TO OWN DWELLING/INDEPENDENCE
535	L5H	697-697	11		REASON FOR MOVE: MOVE TO A LARGER HOME?
536	L5I	698-698	11		REASON FOR MOVE: MOVE TO A SMALLER HOME?
537	L5J	699-699	11		REASON FOR MOVE: LESS EXPENSIVE HOME?
538	L5K	700-700	11		REASON FOR MOVE: PURCHASE A HOME?
539	L5L	701-701	11		REASON FOR MOVE: BETTER NEIGHBOURHOOD?
540	L5M	702-702	11		REASON FOR MOVE: ATTEND SCHOOL?
541	L5N	703-703	11		REASON FOR MOVE: FINANCIAL REASONS?
542	L5AA	704-704	11		REASON FOR MOVE: BETTER ACCOMMODATIONS?
543	L5BB	705-705	11		REASON FOR MOVE: HEALTH RELATED?
544	L5CC	706-706	11		REASON FOR MOVE: RETIREMENT?

PAGE 35
23/08/91

MICRODATA FILE - CYCLE 5
RECORD LAYOUT

FIELD	NAME	POSTION	FORMAT	CODE	DESCRIPTION
545	L5DD	707-707	11		REASON FOR MOVE: LANDED IMMIGRANT?
546	L5EE	708-708	11		REASON FOR MOVE: ACCOM. NO LONGER AVAILABLE?
547	L5FF	709-709	11		REASON FOR MOVE: DISAGREEMENT/DISPUTE?
548	L5GG	710-710	11		REASON FOR MOVE: BUILD A HOUSE?
549	L5HH	711-711	11		REASON FOR MOVE: DEATH IN THE FAMILY?
550	L5II	712-712	11		REASON FOR MOVE: OTHER?
551	DVL6	713-713	11		TYPE OF DWELLING RESPONDENT LIVES IN
552	L7	714-714	11		DWELLING OWNED BY A MEMBER OF THE HOUSEHOLD?
553	DVL14	715-715	11		REGION OF BIRTH OF RESPONDENT
554	DVL14B	716-717	12		RESPONDENTS PROVINCE OF BIRTH
555	DVBORN	718-718	11		RESPONDENTS PLACE OF BIRTH COMPARED TO RESIDENCE
556	DVL15	719-720	12		AGE OF RESPONDENT AT TIME OF IMMIGRATION
557	DVIMMIG2	721-722	12		PERIOD IMMIGRATED TO CANADA
558	DVL17	723-723	11		LANGUAGES FIRST SPOKEN IN CHILDHOOD
559	L17STENG	724-724	11		LANGUAGE STILL UNDERSTOOD: ENGLISH?
560	L17STFRE	725-725	11		LANGUAGE STILL UNDERSTOOD: FRENCH?

MICRODATA FILE - CYCLE 5
RECORD LAYOUT

FIELD	NAME	POSTION	FORMAT	CODE	DESCRIPTION
561	DVUNDOH	726-726	11		OTHER LANGUAGE STILL SPOKEN?
562	DVL18	727-727	11		LANGUAGES SPOKEN AT HOME
563	L19	728-729	12		YEARS OF ELEMENTARY/HIGH SCHOOL COMPLETED
564	L20	730-730	11		RESPONDENT GRADUATED FROM HIGH SCHOOL?
565	L21	731-731	11		ANY SCHOOLING BEYOND ELEMENTARY/HIGH SCHOOL?
566	DVEDUCR1	732-733	12		RESPONDENTS HIGHEST LEVEL OF EDUCATION ATTAINED
567	DVREL1	734-735	12		RELIGION OF THE RESPONDENT
568	L24	736-736	11		FREQUENCY OF RELIGIOUS ATTENDANCE
569	DVL25BR	737-737	11		RESPONDENT HAS BRITISH ETHNIC ORIGIN?
570	DVL25FR	738-738	11		RESPONDENT HAS FRENCH ETHNIC ORIGIN?
571	DVL25EU	739-739	11		RESPONDENT HAS EUROPEAN ETHNIC ORIGIN?
572	DVL25NE	740-740	11		RESPONDENT HAS NON-EUROPEAN ETHNIC ORIGIN?
573	DVL25NA	741-741	11		RESPONDENT HAS NORTH AMERICAN ETHNIC ORIGIN?
574	L26	742-742	11		RESPONDENTS MAIN ACTIVITY
575	L27	743-743	11		RESPONDENT STUDYING FULL OR PART-TIME?
576	L28	744-744	11		RESPONDENT HAD A JOB OR SELF-EMPLOYED?

PAGE 37
23/08/91

MICRODATA FILE - CYCLE 5
RECORD LAYOUT

FIELD	NAME	POSTION	FORMAT	CODE	DESCRIPTION
577	L29	745-746	12		NUMBER OF WEEKS RESPONDENT WORKED AT JOB/BUSINESS
578	L30	747-748	12		NUMBER OF HOURS PER WEEK RESPONDENT WORKED
579	L31	749-749	11		RESPONDENT WORKED EVENING OR NIGHT SHIFT?
580	L32	750-750	11		RESPONDENT WORKED SATURDAY OR SUNDAY?
581	DVSIC	751-752	12		GROUPED STANDARD INDUSTRIAL CODES
582	DVSOC	753-754	12		GROUPED STANDARD OCCUPATION CODES
583	L38	755-755	11		SPOUSES MAIN ACTIVITY
584	L39	756-756	11		SPOUSE STUDYING FULL OR PART-TIME?
585	L40	757-757	11		SPOUSE HAD A JOB OR SELF-EMPLOYED?
586	L41	758-759	12		NUMBER OF WEEKS SPOUSE WORKED AT JOB/BUSINESS
587	L42	760-761	12		NUMBER OF HOURS SPOUSE WORKED PER WEEK
588	L43	762-762	11		SPOUSE WORKED EVENING OR NIGHT SHIFT?
589	L44	763-763	11		SPOUSE WORKED SATURDAY OR SUNDAY?
590	L45	764-765	12		SPOUSES HIGHEST LEVEL OF EDUCATION ATTAINED
591	L46A	766-766	11		RESPONDENT RECEIVED INCOME FROM: WAGES/SALARY?
592	L46B	767-767	11		RESPONDENT RECEIVED INCOME FROM: GOVERNMENT?

MICRODATA FILE - CYCLE 5
RECORD LAYOUT

FIELD	NAME	POSITION	FORMAT	CODE	DESCRIPTION
1	RECID	1-5	15		RECORD IDENTIFICATION NUMBER
2	FWGHT	6-14	F9.4		FINAL WEIGHT
3	DVPROV	15-16	12		PROVINCE OF RESIDENCE OF RESPONDENT
4	DVSEX	17-17	11		SEX OF RESPONDENT
5	AGE	18-19	12		AGE OF RESPONDENT
6	DVAGEGR	20-21	12		AGE GROUP OF RESPONDENT
7	DVAGESP	22-23	12		AGE DIFFERENCE BETWEEN RESP AND CURRENT SPOUSE/PAR
8	DVCURMS2	24-24	11		RESPONDENT'S CURRENT LEGAL MARITAL STATUS
9	DVCURMS4	25-25	11		RESPONDENT'S MARITAL STATUS, COMMON-LAW SEPARATE
10	DVELL	26-26	11		NUMBER OF ELIGIBLE PEOPLE IN HOUSEHOLD
11	DVSIZE	27-27	11		TOTAL NUMBER OF PERSONS LIVING IN HOUSEHOLD
12	FAMNUM	28-28	11		NUMBER OF ECONOMIC FAMILIES IN HOUSEHOLD
13	HHTYPE	29-30	12		HOUSEHOLD TYPE
14	DVLVGR2	31-32	12		RESPONDENT LIVES WITH ...
15	CHILDIN	33-33	11		RESPONDENT'S CHILDREN LIVING IN HOUSEHOLD
16	CHILDOUT	34-34	11		RESPONDENT'S CHILDREN LIVING OUTSIDE HOUSEHOLD

PAGE 2
28/02/92

MICRODATA FILE - CYCLE 5
RECORD LAYOUT

FIELD	NAME	POSITION	FORMAT	CODE	DESCRIPTION
17	CHILDAGE	35-35	11		RESPONDENT'S CHILDREN IN HOUSEHOLD BY AGE
18	DVCHILD5	36-37	12		YEARS SINCE FIRST CHILD LEFT HOME
19	DVCHILD6	38-39	12		YEARS SINCE LAST CHILD LEFT HOME
20	DVA2A	40-40	11		REGION OF BIRTH OF MOTHER
21	DVA2B	41-42	12		MOTHER'S PROVINCE OF BIRTH
22	A3A	43-43	11		RESPONDENT'S MOTHER STILL LIVING?
23	DVA3B	44-46	F3.1		AGE OF RESPONDENT WHEN MOTHER DIED
24	DVA4	47-48	12		AGE OF MOTHER
25	DVA5	49-49	11		RESIDENCE OF MOTHER
26	DVA7	50-51	12		RESPONDENT'S MOTHER LIVES ...
27	A8	52-53	12		DISTANCE MOTHER LIVES FROM RESPONDENT
28	A9	54-54	11		FREQUENCY OF CONTACT WITH MOTHER
29	A1D	55-55	11		PLACE RESPONDENT USUALLY SAW MOTHER
30	A11	56-56	11		AMOUNT OF TIME RESPONDENT SAW MOTHER
31	A12A	57-57	11		DISTANCE PREVENTS CONTACT WITH MOTHER?
32	A12B	58-58	11		POOR RELATIONSHIP PREVENTS CONTACT WITH MOTHER?

PAGE 3
28/02/92

MICRODATA FILE - CYCLE 5
RECORD LAYOUT

FIELD	NAME	POSTION	FORMAT	CODE	DESCRIPTION
33	A12C	59-59	11		RESPONDENT'S TIME PREVENTS CONTACT WITH MOTHER?
34	A12D	60-60	11		MOTHER'S TIME PREVENTS CONTACT WITH MOTHER?
35	A12E	61-61	11		RESPONDENT'S HEALTH PREVENTS CONTACT WITH MOIHER?
36	A12F	62-62	11		MOTHER'S HEALTH PREVENTS CONTACT WITH MOTHER?
37	A12G	63-63	11		FINANCIAL REASON PREVENTS CONTACT WITH MOTHER?
38	A12H	64-64	11		TRANSPORTATION PREVENTS CONTACT WITH MOTHER?
39	A12I	65-65	11		FAMILY RESPONSIBILITIES PREVENTS SEEING MOTHER?
40	A12J	66-66	11		OTHER REASON PREVENTS CONTACT WITH MOTHER?
41	A12K	67-67	11		NO PARTICULAR REASON PREVENTS CONTACT WITH MOTHER?
42	A13	68-68	11		FREQUENCY OF CONTACT BY LETTER/PHONE WITH MOTHER
43	A15	69-69	11		MOTHER'S MAIN ACTIVITY
44	A16	70-70	11		MOTHER STUDYING FULL-TIME OR PART-TIME
45	A17	71-71	11		DID MOTHER HAVE A JOB/SELF-EMPLOYED?
46	A18	72-73	12		NUMBER OF WEEKS MOTHER WORKED AT A JOB/BUSINESS
47	A19	74-74	11		MOTHER WORKED FULL-TIME OR PART-TIME
48	A20	75-75	11		MOTHER WORKED EVENING OR NIGHT SHIFT?

PAGE 4
28/02/92

MICRODATA FILE - CYCLE 5
RECORD LAYOUT

FIELD	NAME	POSITION	FORMAT	CODE	DESCRIPTION
49	A21	76-76	11		MOTHER WORKED REGULARLY SATURDAY OR SUNDAY?
50	DVA22A	77-77	11		REGION OF BIRTH OF FATHER
51	DVA22B	78-79	12		FATHER'S PROVINCE OF BIRTH
52	A23A	80-80	11		RESPONDENT'S FATHER STILL LIVING?
53	DVA23B	81-83	F3.1		AGE OF RESPONDENT WHEN FATHER DIED
54	DVA24	84-85	12		AGE OF FATHER
55	DVA27	86-86	11		MOTHER AND FATHER LIVE TOGETHER
56	DVA28	87-87	11		RESIDENCE OF FATHER
57	DVA30	88-89	12		RESPONDENT'S FATHER LIVES ...
58	A31	90-91	12		DISTANCE FATHER LIVES FROM RESPONDENT
59	A32	92-92	11		FREQUENCY OF CONTACT WITH FATHER
60	A33	93-93	11		PLACE RESPONDENT USUALLY SAW FATHER
61	A34	94-94	11		AMOUNT OF TIME RESPONDENT SAW FATHER
62	A35A	95-95	11		DISTANCE PREVENTS CONTACT WITH FATHER?
63	A35B	96-96	11		POOR RELATIONSHIP PREVENTS CONTACT WITH FATHER?
64	A35C	97-97	11		RESPONDENT'S TIME PREVENTS CONTACT WITH FATHER?

MICRODATA FILE - CYCLE 5
RECORD LAYOUT

FIELD	NAME	POSTION	FORMAT	CODE	DESCRIPTION
65	A35D	98-98	11		FATHER'S TIME PREVENTS CONTACT WITH FATHER?
66	A35E	99-99	11		RESPONDENT'S HEALTH PREVENTS CONTACT WITH FATHER?
67	A35F	100-100	11		FATHER'S HEALTH PREVENTS CONTACT WITH FATHER?
68	A35G	101-101	11		FINANCIAL REASON PREVENTS CONTACT WITH FATHER?
69	A35H	102-102	11		TRANSPORTATION PREVENTS CONTACT WITH FATHER?
70	A35I	103-103	11		FAMILY RESPONSIBILITIES PREVENTS SEEING FATHER?
71	A35J	104-104	11		OTHER REASON PREVENTS CONTACT WITH FATHER?
72	A35K	105-105	11		NO PARTICULAR REASON PREVENTS CONTACT WITH FATHER?
73	A36	106-106	11		FREQUENCY OF CONTACT BY LETTER/PHONE WITH FATHER
74	A38	107-107	11		FATHER'S MAIN ACTIVITY
75	A39	108-108	11		FATHER STUDYING FULL-TIME OR PART-TIME
76	A40	109-109	11		DID FATHER HAVE JOB/SELF-EMPLOYED?
77	A41	110-111	12		NUMBER OF WEEKS FATHER WORKED AT A JOB/BUSINES
78	A42	112-112	11		FATHER WORKED FULL-TIME OF PART-TIME
79	A43	113-113	11		FATHER WORKED EVENING OR NIGHT SHIFTS?
80	A44	114-114	11		FATHER WORKED REGULARLY SATURDAY OR SUNDAY?

PAGE 6
28/02/92

MICRODATA FILE - CYCLE 5
RECORD LAYOUT

FIELD	NAME	POSTION	FORMAT	CODE	DESCRIPTION
81	A46	115-116	I2		AGE RESPONDENT LAST LIVED WITH EITHER PARENTS
82	A47	117-117	I1		MAIN REASON FOR RESPONDENT'S MOVE
83	A49	118-118	I1		RESPONDENT ALWAYS LIVED WITH EITHER PARENT?
84	A50	119-120	I2		AGE OF RESPONDENT WHEN HE/SHE LAST LEFT HOME
85	A51	121-121	I1		MAIN REASON FOR RESPONDENT'S MOVE
86	DVA52	122-123	I2		AGE RESPONDENT STARTED LIVING WITH PARENTS AGAIN
87	A53A	124-124	I1		GRANDPARENT'S STILL LIVING?
88	A53BA	125-125	I1		GRANDPARENT STILL LIVING: MOTHER'S MOTHER?
89	A53BB	126-126	I1		GRANDPARENT STILL LIVING: MOTHER'S FATHER?
90	A53BC	127-127	I1		GRANDPARENT STILL LIVING: FATHER'S MOTHER?
91	A53BD	128-128	I1		GRANDPARENT STILL LIVING: FATHER'S FATHER?
92	A54	129-129	I1		ANY GRANDPARENTS LIVE OUTSIDE HOUSEHOLD?
93	A56	130-130	I1		FREQUENCY OF CONTACT WITH GRANDPARENTS
94	A57	131-131	I1		FREQUENCY OF CONTACT BY LETTER/PHONE
95	DVB2	132-133	I2		TOTAL NUMBER OF BROTHERS AND SISTERS
96	DVB3	134-134	I1		NUMBER OF BROTHERS STILL LIVING

PAGE 7
28/02/92

MICRODATA FILE - CYCLE 5
RECORD LAYOUT

FIELD	NAME	POSTION	FORMAT	CODE	DESCRIPTION
97	DVB4	135-135	11		NUMBER OF OLDER BROTHERS
98	DVB5	136-136	11		NUMBER OF SISTERS STILL LIVING
99	OVB6	137-137	11		NUMBER OF OLDER SISTERS
100	B8	138-138	11		ANY BROTHERS OR SISTERS LIVING OUTSIDE HOUSEHOLD?
101	B10	139-139	11		FREQUENCY OF CONTACT WITH BROTHERS OR SISTERS
102	B11	140-140	11		FREQUENCY OF CONTACT BY LETTER/PHONE WITH SIBLINGS
103	DVC2	141-141	11		NUMBER OF STEP-CHILDREN RAISED BY RESPONDENT
104	DVC3	142-142	11		NUMBER OF CHILDREN ADOPTED BY RESPONDENT
105	DVC4	143-144	12		NUMBER OF NATURAL CHILDREN
106	DVC6	145-146	12		NUMBER OF GRANDCHILDREN
107	DVST1A	147-148	12		AGE OF 1ST STEP-CHILD
108	DVST1C	149-149	11		SEX OF 1ST STEP-CHILD
109	DVST1EA	150-150	11		LIVING IN HOUSEHOLD? - 1ST STEP-CHILD
110	DVST1EB	151-152	12		AGE WHEN HE/SHE LEFT HOME - 1ST STEP-CHILD
111	DVST2A	153-154	12		AGE OF 2ND STEP-CHILD
112	DVST2C	155-155	11		SEX OF 2ND STEP-CHILD

PAGE 8
28/02/92

MICRODATA FILE - CYCLE 5
RECORD LAYOUT

FIELD	NAME	POSTION	FORMAT	CODE	DESCRIPTION
113	DVST2EA	156-156	I1		LIVING IN HOUSEHOLD? - 2ND STEP-CHILD
114	DVST2EB	157-158	I2		AGE WHEN HE/SHE LEFT HOME - 2ND STEP-CHILD
115	DVST3A	159-160	I2		AGE OF 3RD STEP-CHILD
116	DVST3C	161-161	I1		SEX OF 3RD STEP-CHILD
117	DVST3EA	162-162	I1		LIVING IN HOUSEHOLD? - 3RD STEP-CHILD
118	DVST3EB	163-164	I2		AGE WHEN HE/SHE LEFT HOME - 3RD STEP-CHILD
119	DVAD1A	165-166	I2		AGE OF 1ST ADOPTED CHILD
120	DVAD1C	167-167	I1		SEX OF 1ST ADOPTED CHILD
121	DVAD1EA	168-168	I1		LIVING IN HOUSEHOLD? - 1ST ADOPTED CHILD
122	DVAD1EB	169-170	I2		AGE WHEN HE/SHE LEFT HOME - 1ST ADOPTED CHILD
123	DVAD2A	171-172	I2		AGE OF 2ND ADOPTED CHILD
124	DVAD2C	173-173	I1		SEX OF 2ND ADOPTED CHILD
125	DVAD2EA	174-174	I1		LIVING IN HOUSEHOLD? - 2ND ADOPTED CHILD
126	DVAD2EB	175-176	I2		AGE WHEN HE/SHE LEFT HOME - 2ND ADOPTED CHILD
127	DVNTD1A	177-178	I2		AGE OF 1ST NATURAL CHILD
128	DVNT01C	179-179	I1		SEX OF 1ST NATURAL CHILD

MICRODATA FILE - CYCLE 5
RECORD LAYOUT

FIELD	NAME	POSTION	FORMAT	CODE	DESCRIPTION
129	DVNT01EA	180-180	I1		LIVING IN HOUSEHOLD? - 1ST NATURAL CHILD
130	DVNT01EB	181-182	I2		AGE WHEN HE/SHE LEFT HOME - 1ST NATURAL CHILD
131	DVNT01F	183-185	F3.1		AGE OF RESPONDENT WHEN 1ST CHILD BORN
132	DVNT02A	186-187	I2		AGE OF 2ND NATURAL CHILD
133	DVNT02C	188-188	I1		SEX OF 2ND NATURAL CHILD
134	DVNT02EA	189-189	I1		LIVING IN HOUSEHOLD? - 2ND NATURAL CHILD
135	DVNT02EB	190-191	I2		AGE WHEN HE/SHE LEFT HOME - 2ND NATURAL CHILD
136	DVNT02F	192-194	F3.1		AGE OF RESPONDENT WHEN 2ND CHILD BORN
137	DVNT03A	195-196	I2		AGE OF 3RD NATURAL CHILD
138	DVNT03C	197-197	I1		SEX OF 3RD NATURAL CHILD
139	DVNT03EA	198-198	I1		LIVING IN HOUSEHOLD? - 3RD NATURAL CHILD
140	DVNT03EB	199-200	I2		AGE WHEN HE/SHE LEFT HOME - 3RD NATURAL CHILD
141	DVNT03F	201-203	F3.1		AGE OF RESPONDENT WHEN 3RD CHILD BORN
142	DVNT04A	204-205	I2		AGE OF 4TH NATURAL CHILD
143	DVNT04C	206-206	I1		SEX OF 4TH NATURAL CHILD
144	DVNT04EA	207-207	I1		LIVING IN HOUSEHOLD? - 4TH NATURAL CHILD

PAGE 10
28/02/92

MICRODATA FILE - CYCLE 5
RECORD LAYOUT

FIELD	NAME	POSTIDN	FORMAT	CODE	DESCRIPTION
145	DVNT04EB	208-209	12		AGE WHEN HE/SHE LEFT HOME - 4TH NATURAL CHILD
146	DVNT04F	210-212	F3.1		AGE OF RESPONDENT WHEN 4TH CHILD BORN
147	DVNT05A	213-214	12		AGE OF 5TH NATURAL CHILD
148	DVNT05C	215-215	11		SEX OF 5TH NATURAL CHILD
149	DVNT05EA	216-216	11		LIVING IN HOUSEHOLD? - 5TH NATURAL CHILD
150	DVNT05EB	217-218	12		AGE WHEN HE/SHE LEFT HOME - 5TH NATURAL CHILD
151	DVNT05F	219-221	F3.1		AGE OF RESPONDENT WHEN 5TH CHILD BORN
152	DVNT06A	222-223	12		AGE OF 6TH NATURAL CHILD
153	DVNT06C	224-224	11		SEX OF 6TH NATURAL CHILD
154	DVNT06EA	225-225	11		LIVING IN HOUSEHOLD? - 6TH NATURAL CHILD
155	DVNT06EB	226-227	12		AGE WHEN HE/SHE LEFT HOME - 6TH NATURAL CHILD
156	DVNT06F	228-230	F3.1		AGE OF RESPONDENT WHEN 6TH CHILD BORN
157	DVNT07A	231-232	12		AGE OF 7TH NATURAL CHILD
158	DVNT07C	233-233	11		SEX OF 7TH NATURAL CHILD
159	DVNT07EA	234-234	11		LIVING IN HOUSEHOLD? - 7TH NATURAL CHILD
160	DVNT07EB	235-236	12		AGE WHEN HE/SHE LEFT HOME - 7TH NATURAL CHILD

PAGE 11
28/02/92

MICRODATA FILE - CYCLE 5
RECORD LAYOUT

FIELD	NAME	POSTION	FORMAT	CODE	DESCRIPTION
161	DVNT07F	237-239	F3.1		AGE OF RESPONDENT WHEN 7TH CHILD BORN
162	DVNT08A	240-241	I2		AGE OF 8TH NATURAL CHILD
163	DVNT08C	242-242	I1		SEX OF 8TH NATURAL CHILD
164	DVNT08EA	243-243	I1		LIVING IN HOUSEHOLD? - 8TH NATURAL CHILD
165	DVNT08EB	244-245	I2		AGE WHEN HE/SHE LEFT HOME - 8TH NATURAL CHILD
166	DVNT08F	246-248	F3.1		AGE OF RESPONDENT WHEN 8TH CHILD BORN
167	DVNT09A	249-250	I2		AGE OF 9TH NATURAL CHILD
168	DVNT09C	251-251	I1		SEX OF 9TH NATURAL CHILD
169	DVNT09EA	252-252	I1		LIVING IN HOUSEHOLD? - 9TH NATURAL CHILD
170	DVNT09EB	253-254	I2		AGE WHEN HE/SHE LEFT HOME - 9TH NATURAL CHILD
171	DVNT09F	255-257	F3.1		AGE OF RESPONDENT WHEN 9TH CHILD BORN
172	DVNT10A	258-259	I2		AGE OF 10TH NATURAL CHILD
173	DVNT10C	260-260	I1		SEX OF 10TH NATURAL CHILD
174	DVNT10EA	261-261	I1		LIVING IN HOUSEHOLD? - 10TH NATURAL CHILD
175	DVNT10EB	262-263	I2		AGE WHEN HE/SHE LEFT HOME - 10TH NATURAL CHILD
176	DVNT10F	264-266	F3.1		AGE OF RESPONDENT WHEN 10TH CHILD BORN

PAGE 12
28/02/92

MICRODATA FILE - CYCLE 5
RECORD LAYOUT

FIELD	NAME	POSTION	FORMAT	CODE	DESCRIPTION
177	C10A	267-267	I1		CHILDCARE RECEIVED ON A REGULAR BASIS?
178	C10B	268-268	I1		NUMBER OF CHILDREN RECEIVING CHILDCARE
179	DVC10	269-269	I1		NUMBER OF CHILDREN IN HOUSEHOLD <15 YEARS OF AGE
180	C11A	270-270	I1		REASON FOR CHILDCARE: WORK AT A JOB?
181	C11B	271-271	I1		REASON FOR CHILDCARE: STUDY?
182	C11C	272-272	I1		REASON FOR CHILDCARE: VOLUNTEER WORK?
183	C11D	273-273	I1		REASON FOR CHILDCARE: CARE FOR FAMILY OR FRIEND?
184	C11E	274-274	I1		REASON FOR CHILDCARE: DO SOMETHING ELSE?
185	C12	275-275	I1		CHILD RECEIVED CHILDCARE OUTSIDE HOUSEHOLD?
186	C13A	276-276	I1		CHILD GOES TO: A WORKPLACE DAYCARE CENTER?
187	C13B	277-277	I1		CHILD GOES TO: ANOTHER DAYCARE CENTER?
188	C13C	278-278	I1		CHILD GOES TO: A SITTER OR NEIGHBOUR'S HOME?
189	C13D	279-279	I1		CHILD GOES TO: A GRANDPARENT'S HOME?
190	C13E	280-280	I1		CHILD GOES TO: ANOTHER RELATIVE'S HOME?
191	C13F	281-281	I1		CHILD GOES TO: SOME OTHER ARRANGEMENT?
192	C14	282-282	I1		CHILD RECEIVED CHILDCARE IN YOUR HOME?

PAGE 13
28/02/92

MICRODATA FILE - CYCLE 5
RECORD LAYOUT

FIELD	NAME	POSTION	FORMAT	CODE	DESCRIPTION
193	C15A	283-283	I1		CARE PROVIDED BY: CHILDS GRANDPARENT?
194	C15B	284-284	I1		CARE PROVIDED BY: ANOTHER RELATIVE?
195	C15C	285-285	I1		CARE PROVIDED BY: A SITTER OR NANNY?
196	C15D	286-286	I1		CARE PROVIDED BY: SOMEONE ELSE?
197	DVC17A	287-288	I2		REFERENCE CHILD <15 LIVING OUTSIDE HOUSEHOLD - AGE
198	DVC17C	289-289	I1		REFERENCE CHILD <15 LIVING OUTSIDE HOUSEHOLD - SEX
199	DVC17D	290-290	I1		REFERENCE CHILD <15 LIVING OUTSIDE HOUSEHOLD-TYPE
200	DVC17EB	291-292	I2		AGE WHEN REFERENCE CHILD <15 LEFT HDME
201	DVC17R	293-295	F3.1		AGE OF RESPONDENT WHEN REFERENCE CHILD <15 LEFT
202	C18	296-296	I1		WHO DOES REFERENCE CHILD LIVE WITH
203	C19	297-298	I2		DISTANCE REFERENCE CHILD LIVES FROM RESPONDENT
204	C20	299-299	I1		FREQUENCY OF CONTACT WITH REFERENCE CHILD
205	C21	300-300	I1		AMOUNT OF TIME RESPONDENT SAW REFERENCE CHILD
206	C22A	301-301	I1		DISTANCE PREVENTS SEEING REFERENCE CHILD?
207	C22B	302-302	I1		POOR RELATIONSHIP PREVENTS SEEING REF. CHILD?
208	C22C	303-303	I1		RESPONDENT'S TIME PREVENTS SEEING REF. CHILD?

PAGE 14
28/02/92

MICRODATA FILE - CYCLE 5
RECORD LAYOUT

FIELD	NAME	POSTION	FORMAT	CODE	DESCRIPTION
209	C22D	304-304	11		RESPONDENT'S HEALTH PREVENTS SEEING REF. CHILD?
210	C22E	305-305	11		FINANCIAL REASON PREVENTS SEEING REF. CHILD?
211	C22F	306-306	11		TRANSPORTATION PREVENTS SEEING REF. CHILD?
212	C22G	307-307	11		FAMILY RESP. PREVENTS SEEING REF. CHILD?
213	C22H	308-308	11		CUSTODIAL ARRANGEMENTS PREVENTS SEEING REF. CHILD?
214	C22I	309-309	11		RELATIONSHIP WITH CUST. PREVENTS SEEING REF. CHILD
215	C22J	310-310	11		OTHER REASON PREVENTS SEEING REFERENCE CHILD?
216	C22K	311-311	11		NO PARTICULAR REASON PREVENTS SEEING REF. CHILD?
217	C23	312-312	11		FREQ. OF CONTACT BY LETTER/PHONE WITH REF. CHILD
218	DVC25	313-313	11		NO. OF CHILDREN >14 YEARS, LIVING WITHIN 100KM
219	DVC27A	314-315	12		REF. CHILD >14 SEEN MOST OFTEN OUTSIDE HOME - AGE
220	DVC27C	316-316	11		REF. CHILD >14 SEEN MOST OFTEN OUTSIDE HOME - SEX
221	DVC27D	317-317	11		REF. CHILD >14 SEEN MOST OFTEN OUTSIDE HOME - TYPE
222	DVC27EB	318-319	12		AGE WHEN REFERENCE CHILD >14 LEFT HOME
223	DVC27R	320-322	F3.1		AGE OF RESPONDENT WHEN REF. CHILD >14 LEFT HOME
224	C31	323-323	11		DOES REFERENCE CHILD LIVE ALONE?

PAGE 15
28/02/92

MICRODATA FILE - CYCLE 5
RECORD LAYOUT

FIELD	NAME	POSTION	FORMAT	CODE	DESCRIPTION
225	C32A	324-324	I1		DOES REFERENCE CHILD LIVE WITH SPOUSE/PARTNER?
226	C32B	325-325	I1		DOES REFERENCE CHILD LIVE WITH HIS/HER CHILDREN?
227	C32C	326-326	I1		DOES REFERENCE CHILD LIVE WITH SOMEONE ELSE?
228	C32CA	327-327	I1		DOES REFERENCE CHILD LIVE WITH FRIEND/ROOMMATE?
229	C32CB	328-328	I1		DOES REFERENCE CHILD LIVE WITH MOTHER/FATHER?
230	C32CC	329-329	I1		DOES REFERENCE CHILD LIVE WITH OTHER RELATIVE?
231	C33	330-331	I2		DISTANCE REFERENCE CHILD LIVES FROM RESPONDENT
232	C34	332-332	I1		REFERENCE CHILD'S MAIN ACTIVITY
233	C35	333-333	I1		FREQUENCY OF CONTACT WITH REFERENCE CHILD
234	C36	334-334	I1		PLACE RESPONDENT USUALLY SAW REFERENCE CHILD
235	C37	335-335	I1		AMOUNT OF TIME RESPONDENT SAW REFERENCE CHILD
236	C38A	336-336	I1		DISTANCE PREVENTS SEEING REFERENCE CHILD?
237	C38B	337-337	I1		POOR RELATIONSHIP PREVENTS SEEING REFERENCE CHILD?
238	C38C	338-338	I1		RESPONDENT'S TIME PREVENTS SEEING REFERENCE CHILD?
239	C38D	339-339	I1		HIS/HER TIME PREVENTS SEEING REFERENCE CHILD?
240	C38E	340-340	I1		RESPONDENT'S HEALTH PREVENTS SEEING REF. CHILD?

PAGE 16
28/02/92

MICRODATA FILE - CYCLE 5
RECORD LAYOUT

FIELD	NAME	POSTION	FORMAT	CODE	DESCRIPTION
241	C38F	341-341	11		CHILD'S HEALTH PREVENTS SEEING REFERENCE CHILD?
242	C38G	342-342	11		FINANCIAL REASON PREVENTS SEEING REFERENCE CHILD?
243	C38H	343-343	11		TRANSPORTATION PREVENTS SEEING REFERENCE CHILD?
244	C38I	344-344	11		FAMILY RESP. PREVENTS SEEING REFERENCE CHILD?
245	C38J	345-345	11		OTHER REASON PREVENTS SEEING REFERENCE CHILD?
246	C38K	346-346	11		NO PARTICULAR REASON PREVENTS SEEING REF. CHILD?
247	C39	347-347	11		FREQ. OF CONTACT BY LETTER/PHONE WITH REF. CHILD
248	D4	348-348	11		HAD AN OPERATION TO PREVENT PREGNANCY?
249	D5	349-349	11		RESPONDENT/SPOUSE CAN NO LONGER HAVE CHILDREN?
250	D6	350-350	11		RESPONDENT INTENDS TO HAVE A/ANOTHER CHILD?
251	DVD7	351-351	11		NUMBER OF CHILDREN RESPONDENT INTENOS TO HAVE
252	E1	352-353	12		NUMBER OF PEOPLE RESPONDENT CONSIDERS FRIENDS?
253	E3	354-354	11		SEX OF RESPONDENT'S CLOSEST FRIEND
254	E4	355-356	12		PLACE WHERE RESPONDENT'S FRIENDSHIP STARTED?
255	E5	357-358	12		DISTANCE FRIEND LIVES FROM RESPONDENT
256	E6	359-359	11		FREQUENCY OF CONTACT WITH FRIEND

MICRODATA FILE - CYCLE 5
RECORD LAYOUT

FIELD	NAME	POSITION	FORMAT	CODE	DESCRIPTION
257	E7	360-360	11		FREQUENCY OF CONTACT BY LETTER/PHONE WITH FRIEND
258	F3STATUS	361-361	11		STATUS OF QUESTION F3
259	F3NUM	362-362	11		NUMBER OF PERSONS LISTED IN F3
260	F3RESP	363-364	12		PERSONS RESPONSIBLE FOR MEAL PREPARATION
261	F3HELP	365-366	12		WHO HELPED WITH MEAL PREPARATION
262	F3WORK01	367-367	11		AMOUNT OF MEAL PREPARATION DONE BY RESPONDENT
263	F3WORK02	368-368	11		AMOUNT OF MEAL PREPARATION DONE BY SPOUSE
264	F3WORK03	369-369	11		AMOUNT OF MEAL PREPARATION DONE BY RESP. MOTHER
265	F3WORK04	370-370	11		AMOUNT OF MEAL PREPARATION DONE BY RESP. FATHER
266	F3WORK05	371-371	11		AMOUNT OF MEAL PREPARATION DONE BY RESP. CHILD A
267	F3WORK06	372-372	11		AMOUNT OF MEAL PREPARATION DONE BY RESP. CHILD B
268	F3WORK09	373-373	11		AMOUNT OF MEAL PREPARATION DONE BY OTHER PERSON A
269	F3WORK10	374-374	11		AMOUNT OF MEAL PREPARATION DONE BY OTHER PERSON B
270	F4STATUS	375-375	11		STATUS OF QUESTION F4
271	F4NUM	376-376	11		NUMBER OF PERSONS LISTED IN F4
272	F4RESP	377-378	12		PERSONS RESPONSIBLE FOR MEAL CLEANUP

PAGE 18
28/02/92

MICRODATA FILE - CYCLE 5
RECORD LAYOUT

FIELD	NAME	POSTION	FORMAT	CODE	DESCRIPTION
273	F4HELP	379-380	12		WHO HELPED WITH MEAL CLEANUP
274	F4WORK01	381-381	11		AMOUNT OF MEAL CLEANUP DONE BY RESPONDENT
275	F4WORK02	382-382	11		AMOUNT OF MEAL CLEANUP DONE BY SPOUSE
276	F4WORK03	383-383	11		AMOUNT OF MEAL CLEANUP DONE BY RESPONDENT'S MOTHER
277	F4WORK04	384-384	11		AMOUNT OF MEAL CLEANUP DDNE BY RESPONDENT'S FATHER
278	F4WORK05	385-385	11		AMOUNT OF MEAL CLEANUP DONE BY RESP.'S CHILD A
279	F4WORK06	386-386	11		AMOUNT OF MEAL CLEANUP DONE BY RESP.'S CHILD B
280	F4WORK09	387-387	11		AMOUNT OF MEAL CLEANUP DONE BY OTHER PERSON A
281	F4WORK10	388-388	11		AMOUNT OF MEAL CLEANUP DONE BY OTHER PERSON B
282	F5STATUS	389-389	11		STATUS OF QUESTION F5
283	F5NUM	390-390	11		NUMBER OF PERSONS LISTED IN F5
284	F5RESP	391-392	12		PERSONS RESPONSIBLE FOR CLEANING AND LAUNDRY
285	F5HELP	393-394	12		WHO HELPED WITH CLEANING AND LAUNDRY
286	F5WORK01	395-395	11		AMOUNT OF CLEANING & LAUNDRY DONE BY RESPONDENT
287	F5WORK02	396-396	11		AMOUNT OF CLEANING & LAUNDRY DONE BY SPOUSE
288	F5WORK03	397-397	11		AMOUNT OF CLEANING & LAUNDRY DONE BY RESP'S MOTHER

MICRODATA FILE - CYCLE 5
RECORD LAYOUT

FIELD	NAME	POSTION	FORMAT	CODE	DESCRIPTION
289	F5WORK04	398-398	11		AMOUNT OF CLEANING & LAUNDRY DONE BY RESP.'S FATHER
290	F5WORK05	399-399	11		AMOUNT OF CLEAN. & LAUNDRY DONE BY RESP.'S CHILD A
291	F5WORK06	400-400	11		AMOUNT OF CLEAN. & LAUNDRY DONE BY RESP.'S CHILD B
292	F5WORK09	401-401	11		AMOUNT OF CLEANING & LAUNDRY DONE BY OTHER PERS. A
293	F5WORK10	402-402	11		AMOUNT OF CLEANING & LAUNDRY DONE BY OTHER PERS. B
294	F6STATUS	403-403	11		STATUS OF QUESTION F6
295	F6NUM	404-404	11		NUMBER OF PERSONS LISTED IN F6
296	F6RESP	405-406	12		PERSONS RESPONSIBLE FOR OUTSIDE MAINTENANCE
297	F6HELP	407-408	12		WHO HELPED WITH OUTSIDE MAINTENANCE
298	F6WORK01	409-409	11		AMOUNT OF OUTSIDE MAINTENANCE DONE BY RESPONDENT
299	F6WORK02	410-410	11		AMOUNT OF OUTSIDE MAINTENANCE DONE BY SPOUSE
300	F6WORK03	411-411	11		AMOUNT OF OUTSIDE MAINT. DONE BY RESP.'S MOTHER
301	F6WORK04	412-412	11		AMOUNT OF OUTSIDE MAINT. DONE BY RESP.'S FATHER
302	F6WORK05	413-413	11		AMOUNT OF OUTSIDE MAINT. DONE BY RESP.'S CHILD A
303	F6WORK06	414-414	11		AMOUNT OF OUTSIDE MAINT. DONE BY RESP.'S CHILD B
304	F6WORK09	415-415	11		AMOUNT OF OUTSIDE MAINT. DONE BY OTHER PERSON A

PAGE 20
28/02/92

MICRODATA FILE - CYCLE 5
RECORD LAYOUT

FIELD	NAME	POSITION	FORMAT	CODE	DESCRIPTION
305	F6WORK10	416-416	11		AMOUNT OF OUTSIDE MAINT. DONE BY OTHER PERSON B
306	F8	417-417	11		UNPAID HOUSEWORK DONE OUTSIDE HOME BY RESPONDENT?
307	F9CNT	418-418	11		NUMBER OF CATEGORIES MARKED IN F9
308	F9FREQ	419-419	11		MAXIMUM FREQUENCY REPORTED IN F9
309	DVF9SON	420-420	11		HOW OFTEN WAS HELP PROVIDED TO SON
310	DVF9DAU	421-421	11		HOW OFTEN WAS HELP PROVIDED TO DAUGHTER
311	DVF9PAR	422-422	11		HOW OFTEN WAS HELP PROVIDED TO PARENT
312	DVF9BRO	423-423	11		HOW OFTEN WAS HELP PROVIDED TO BROTHER/SISTER
313	DVF9REL	424-424	11		HOW OFTEN WAS HELP PROVIDED TO OTHER RELATIVE
314	DVF9FRI	425-425	11		HOW OFTEN WAS HELP PROVIDED TO FRIEND
315	DVF9CHU	426-426	11		HOW OFTEN WAS HELP PROVIDED TO CHURCH
316	DVF9SCH	427-427	11		HOW OFTEN WAS HELP PROVIDED TO SCHOOL
317	DVF9OTH	428-428	11		HOW OFTEN WAS HELP PROVIDED TO ORGANIZATION/OTHER
318	F10	429-429	11		UNPAID HOUSEWORK PROVIDED TO RESPONDENT?
319	F11CNT	430-430	11		NUMBER OF CATEGORIES MARKED IN F11
320	F11FREQ	431-431	11		MAXIMUM FREQUENCY REPORTED IN F11

FIELD	NAME	POSTION	FORMAT	CODE	DESCRIPTION
321	DVF11SDN	432-432	11		HOW OFTEN WAS HELP PROVIDED BY SDN
322	DVF11DAU	433-433	11		HDW DFTEN WAS HELP PROVIDED BY DAUGHTER
323	DVF11PAR	434-434	11		HDW DFTEN WAS HELP PROVIDED BY PARENT
324	DVF11BRD	435-435	11		HDW OFTEN WAS HELP PROVIDED BY BRDTHOR/SISTER
325	DVF11REL	436-436	11		HDW OFTEN WAS HELP PROVIDED BY DTHOR RELATIVE
326	DVF11FRI	437-437	11		HOW OFTEN WAS HELP PROVIDED BY FRIEND
327	DVF11OTH	438-438	11		HOW OFTEN WAS HELP PROVIDED BY ORGNIZATION/DTHOR
328	F12	439-439	11		UNPAID MAINTENANCE OUTSIDE OF HDME BY RESPDNENT?
329	F13CNT	440-440	11		NUMBER OF CATEGORIES MARKED IN F13
330	F13FREQ	441-441	11		MAXIMUM FREQUENCY REPORTED IN F13
331	DVF13SDN	442-442	11		HDW DFTEN WAS HELP PROVIDED TD SDN
332	DVF13DAU	443-443	11		HDW OFTEN WAS HELP PROVIDED TD DAUGHTER
333	DVF13PAR	444-444	11		HDW OFTEN WAS HELP PROVIDED TD PARENT
334	DVF13BRD	445-445	11		HDW DFTEN WAS HELP PROVIDED TD BRDTHOR/SISTER
335	DVF13REL	446-446	11		HDW OFTEN WAS HELP PROVIDED TO OTHER RELATIVE
336	DVF13FRI	447-447	11		HDW DFTEN WAS HELP PROVIDED TD FRIEND

PAGE 22
28/02/92

MICRODATA FILE - CYCLE 5
RECORD LAYOUT

FIELD	NAME	POSITION	FORMAT	CODE	DESCRIPTION
337	DVF13CHU	448-448	11		HOW OFTEN WAS HELP PROVIDED TO CHURCH
338	DVF13OTH	449-449	11		HOW OFTEN WAS HELP PROVIDED TO ORGANIZATION/OTHER
339	F14	450-450	11		UNPAID MAINTENANCE PROVIDED TO RESPONDENT?
340	F15CNT	451-451	11		NUMBER OF CATEGORIES MARKED IN F15
341	F15FREQ	452-452	11		MAXIMUM FREQUENCY REPORTED IN F15
342	DVF15SON	453-453	11		HOW OFTEN WAS HELP PROVIDED BY SON
343	DVF15DAU	454-454	11		HOW OFTEN WAS HELP PROVIDED BY DAUGHTER
344	DVF15PAR	455-455	11		HOW OFTEN WAS HELP PROVIDED BY PARENT
345	DVF15BRO	456-456	11		HOW OFTEN WAS HELP PROVIDED BY BROTHER/SISTER
346	DVF15REL	457-457	11		HOW OFTEN WAS HELP PROVIDED BY OTHER RELATIVE
347	DVF15FRI	458-458	11		HOW OFTEN WAS HELP PROVIDED BY FRIEND
348	DVF15OTH	459-459	11		HOW OFTEN WAS HELP PROVIDED BY ORGANIZATION/OTHER
349	F16	460-460	11		UNPAID TRANSPORTATION PROVIDED BY RESPONDENT?
350	F17CNT	461-461	11		NUMBER OF CATEGORIES MARKED IN F17
351	F17FREQ	462-462	11		MAXIMUM FREQUENCY REPORTED IN F17
352	DVF17SON	463-463	11		HOW OFTEN WAS HELP PROVIDED TO SON

PAGE 23
28/02/92

MICRODATA FILE - CYCLE 5
RECORD LAYOUT

FIELD	NAME	POSTION	FORMAT	CODE	DESCRIPTION
353	DVF17DAU	464-464	I1		HOW OFTEN WAS HELP PROVIDED TO DAUGHTER
354	DVF17PAR	465-465	I1		HOW OFTEN WAS HELP PROVIDED TO PARENT
355	DVF17BRO	466-466	I1		HOW OFTEN WAS HELP PROVIDED TO BROTHER/SISTER
356	DVF17REL	467-467	I1		HOW OFTEN WAS HELP PROVIDED TO OTHER RELATIVE
357	DVF17FRI	468-468	I1		HOW OFTEN WAS HELP PROVIDED TO FRIEND
358	DVF17CHU	469-469	I1		HOW OFTEN WAS HELP PROVIDED TO CHURCH
359	DVF17SCH	470-470	I1		HOW OFTEN WAS HELP PROVIDED TO SCHOOL
360	DVF17OTH	471-471	I1		HOW OFTEN WAS HELP PROVIDED TO ORGANIZATION/OTHER
361	F18	472-472	I1		UNPAID TRANSPORTATION PROVIDED TO RESPONDENT?
362	F19CNT	473-473	I1		NUMBER OF CATEGORIES MARKED IN F19
363	F19FREQ	474-474	I1		MAXIMUM FREQUENCY REPORTED IN F19
364	DVF19SON	475-475	I1		HOW OFTEN WAS HELP PROVIDED BY SON
365	DVF19DAU	476-476	I1		HOW OFTEN WAS HELP PROVIDED BY DAUGHTER
366	DVF19PAR	477-477	I1		HOW OFTEN WAS HELP PROVIDED BY PARENT
367	DVF19BRO	478-478	I1		HOW OFTEN WAS HELP PROVIDED BY BROTHER/SISTER
368	DVF19REL	479-479	I1		HOW OFTEN WAS HELP PROVIDED BY OTHER RELATIVE

PAGE 24
28/02/92

MICRODATA FILE - CYCLE 5
RECORD LAYOUT

FIELD	NAME	POSTION	FORMAT	CODE	DESCRIPTION
369	DVF19FRI	480-480	I1		HOW OFTEN WAS HELP PROVIDED BY FRIEND
370	DVF19OTH	481-481	I1		HOW OFTEN WAS HELP PROVIDED BY ORGANIZATION/OTHER
371	F20	482-482	I1		UNPAID CHILDCARE PROVIDED BY RESPONDENT?
372	F21CNT	483-483	I1		NUMBER OF CATEGORIES MARKED IN F21
373	F21FREQ	484-484	I1		MAXIMUM FREQUENCY REPORTED IN F21
374	DVF21SON	485-485	I1		HOW OFTEN WAS HELP PROVIDED TO SON
375	DVF21DAU	486-486	I1		HOW OFTEN WAS HELP PROVIDED TO DAUGHTER
376	DVF21PAR	487-487	I1		HOW OFTEN WAS HELP PROVIDED TO PARENT
377	DVF21BRO	488-488	I1		HOW OFTEN WAS HELP PROVIDED TO BROTHER/SISTER
378	DVF21REL	489-489	I1		HOW OFTEN WAS HELP PROVIDED TO OTHER RELATIVE
379	DVF21FRI	490-490	I1		HOW OFTEN WAS HELP PROVIDED TO FRIEND
380	DVF21OTH	491-491	I1		HOW OFTEN WAS HELP PROVIDED TO ORGANIZATION/OTHER
381	F22	492-492	I1		UNPAID PERSONAL CARE PROVIDED BY RESPONDENT?
382	F23CNT	493-493	I1		NUMBER OF CATEGORIES MARKED IN F23
383	F23FREQ	494-494	I1		MAXIMUM FREQUENCY REPORTED IN F23
384	DVF23SON	495-495	I1		HOW OFTEN WAS HELP PROVIDED TO SON

PAGE 25
28/02/92

MICRODATA FILE - CYCLE 5
RECORD LAYOUT

FIELD	NAME	POSTION	FORMAT	CODE	DESCRIPTION
385	DVF23DAU	496-496	I1		HOW OFTEN WAS HELP PROVIDED TO DAUGHTER
386	DVF23PAR	497-497	I1		HOW OFTEN WAS HELP PROVIDED TO PARENT
387	DVF23BRO	498-498	I1		HOW OFTEN WAS HELP PROVIDED TO BROTHER/SISTER
388	DVF23REL	499-499	I1		HOW OFTEN WAS HELP PROVIDED TO OTHER RELATIVE
389	DVF23FRI	500-500	I1		HOW OFTEN WAS HELP PROVIDED TO FRIEND
390	DVF23OTH	501-501	I1		HOW OFTEN WAS HELP PROVIDED TO ORGANIZATION/OTHER
391	F24	502-502	I1		FINANCIAL SUPPORT PROVIDED BY RESPONDENT?
392	F25CNT	503-503	I1		NUMBER OF CATEGORIES MARKED IN F25
393	F25FREQ	504-504	I1		MAXIMUM FREQUENCY REPORTED IN F25
394	DVF25SON	505-505	I1		HOW OFTEN WAS HELP PROVIDED TO SON
395	DVF25DAU	506-506	I1		HOW OFTEN WAS HELP PROVIDED TO DAUGHTER
396	DVF25PAR	507-507	I1		HOW OFTEN WAS HELP PROVIDED TO PARENT
397	DVF25BRO	508-508	I1		HOW OFTEN WAS HELP PROVIDED TO BROTHER/SISTER
398	DVF25REL	509-509	I1		HOW OFTEN WAS HELP PROVIDED TO OTHER RELATIVE
399	DVF25FRI	510-510	I1		HOW OFTEN WAS HELP PROVIDED TO FRIEND
400	DVF25CHU	511-511	I1		HOW OFTEN WAS HELP PROVIDED TO CHURCH

PAGE 26
28/02/92

MICRODATA FILE - CYCLE 5
RECORD LAYOUT

FIELD	NAME	POSTION	FORMAT	CODE	DESCRIPTION
401	DVF25CHA	512-512	11		HOW OFTEN WAS HELP PROVIDED TO CHARITIES
402	DVF25OTH	513-513	11		HOW OFTEN WAS HELP PROVIDED TO ORGANIZATION/OTHER
403	F26	514-514	11		FINANCIAL SUPPORT PROVIDED TO RESPONDENT?
404	F27CNT	515-515	11		NUMBER OF CATEGORIES MARKED IN F27
405	F27FREQ	516-516	11		MAXIMUM FREQUENCY REPORTED IN F27
406	DVF27SON	517-517	11		HOW OFTEN WAS HELP PROVIDED BY SON
407	DVF27DAU	518-518	11		HOW OFTEN WAS HELP PROVIDED BY DAUGHTER
408	DVF27PAR	519-519	11		HOW OFTEN WAS HELP PROVIDED BY PARENT
409	DVF27BRO	520-520	11		HOW OFTEN WAS HELP PROVIDED BY BROTHER/SISTER
410	DVF27REL	521-521	11		HOW OFTEN WAS HELP PROVIDED BY OTHER RELATIVE
411	DVF27FRI	522-522	11		HOW OFTEN WAS HELP PROVIDED BY FRIEND
412	DVF27SUP	523-523	11		HOW OFTEN WAS HELP PROVIDED BY SUPPORT GROUP
413	DVF27OTH	524-524	11		HOW OFTEN WAS HELP PROVIDED BY ORGANIZATION/OTHER
414	DVF28A	525-525	11		HOW OFTEN WAS HELP PAID FOR MEAL PREPARATION
415	DVF28B	526-526	11		HOW OFTEN WAS HELP PAID FOR CLEANING/LAUNDRY
416	DVF28C	527-527	11		HOW OFTEN WAS HELP PAID FOR OUTSIDE WORK

MICRODATA FILE - CYCLE 5
RECORD LAYOUT

FIELD	NAME	POSTION	FORMAT	CODE	DESCRIPTION
417	DVF28D	528-528	11		HOW OFTEN WAS HELP PAID FOR TRANSPORTATION
418	DVF28E	529-529	11		HOW OFTEN WAS HELP PAID FOR GROCERY SHOPPING
419	DVF29	530-530	11		HOW OFTEN DID RESPONDENT DO VOLUNTEER WORK
420	F30	531-531	11		RESPONDENT LIMITED TO KINDS OR AMOUNT OF ACTIVITY?
421	F31	532-532	11		RESPONDENT RECEIVED PERSONAL CARE?
422	F32CNT	533-533	11		NUMBER OF CATEGORIES PROVIDING PERSONAL CARE
423	F32IN	534-534	11		NUMBER PROVIDING PERSONAL CARE LIVING IN HOUSEHOLD
424	F32OUT	535-535	11		NO. OF CATEGORIES PROVIDING CARE OUTSIDE HOUSEHOLD
425	F32SPS	536-536	11		PERSONAL CARE PROVIDED BY SPOUSE?
426	F32SON	537-537	11		PERSONAL CARE PROVIDED BY SON?
427	F32DAU	538-538	11		PERSONAL CARE PROVIDED BY DAUGHTER?
428	F32PAR	539-539	11		PERSONAL CARE PROVIDED BY PARENT?
429	F32BRO	540-540	11		PERSONAL CARE PROVIDED BY BROTHER/SISTER?
430	F32REL	541-541	11		PERSONAL CARE PROVIDED BY OTHER RELATIVE?
431	F32FR1	542-542	11		PERSONAL CARE PROVIDED BY FRIEND?
432	F32OTH	543-543	11		PERSONAL CARE PROVIDED BY OTHER?

PAGE 28
28/02/92

MICRODATA FILE - CYCLE 5
RECORD LAYOUT

FIELD	NAME	POSTION	FORMAT	CODE	DESCRIPTION
433	F32HWSPS	544-544	11		SPOUSE PROVIDING PERS. CARE LIVES IN HOUSEHOLD?
434	F32HWSON	545-545	11		SON PROVIDING PERSONAL CARE LIVES IN HOUSEHOLD?
435	F32HWDAU	546-546	11		DAUGHTER PROVIDING PERS. CARE LIVES IN HOUSEHOLD?
436	F32HWPAR	547-547	11		PARENT PROVIDING PERSONAL CARE LIVES IN HOUSEHOLD?
437	F32HWBRO	548-548	11		BRO./SIS. PROVIDING PERS. CARE LIVES IN HOUSEHOLD?
438	F32HWREL	549-549	11		OTHER REL. PROVIDING PERS. CARE LIVES IN HOUSEHOLD
439	F32HWFRI	550-550	11		FRIEND PROVIDING PERSONAL CARE LIVES IN HOUSEHOLD?
440	F32HWOTH	551-551	11		OTHER PER. PROVIDING PERS. CARE LIVES IN HOUSEHOLD
441	G2A	552-553	12		FEELING DEPRESSED: WHO HELPS FIRST
442	G2B	554-555	12		FEELING DEPRESSED: WHO HELPS SECOND
443	G3A	556-557	12		UPSET WITH PARTNER: WHO HELPS FIRST
444	G3B	558-559	12		UPSET WITH PARTNER: WHO HELPS SECOND
445	H2	560-560	11		RESPONDENT EVER BEEN IN A COMMON-LAW RELATIONSHIP?
446	H3	561-561	11		RESPONDENT NOW LEGALLY MARRIED?
447	H4	562-562	11		RESPONDENT EVER BEEN LEGALLY MARRIED?
448	H5	563-563	11		RESPONDENT LIVING WITH SPOUSE?

MICRODATA FILE - CYCLE 5
RECORD LAYOUT

FIELD	NAME	POSITION	FORMAT	CODE	DESCRIPTION
449	H6	564-564	I1		RESPONDENT SEPARATED?
450	DVH7	565-567	F3.1		AGE OF RESPONDENT AT DATE OF SEPARATION
451	OVH8	568-570	F3.1		AGE OF RESPONDENT AT DATE OF CURRENT MARRIAGE
452	H9	571-571	I1		SPOUSE'S MARITAL STATUS BEFORE ENTERING MARRIAGE
453	DVCURREM	572-572	I1		FIRST MARRIAGE OR REMARRIAGE FOR EITHER SPOUSE
454	DVH10	573-574	I2		AGE DIFFERENCE BETWEEN RESP. & SPOUSE AT MARRIAGE
455	H12	575-575	I1		LIVED COMMON-LAW BEFORE CURRENT MARRIAGE?
456	DVH13	576-578	F3.1		AGE OF RESPONDENT WHEN BEGAN LIVING TOGETHER
457	H14	579-579	I1		CURRENT MARRIAGE SAME AS FIRST MARRIAGE?
458	DVH16	580-582	F3.1		AGE OF RESPONDENT AT DATE OF FIRST MARRIAGE
459	H17	583-583	I1		RESP.'S SPOUSE'S MARITAL STATUS BEFORE MARRIAGE
460	DVH18	584-585	I2		AGE DIFFERENCE BETWEEN RESP. & SPOUSE 1ST MARRIAGE
461	H20	586-586	I1		RESPONDENT LIVED COMMON-LAW BEFORE 1ST MARRIAGE?
462	DVH21	587-589	F3.1		AGE OF RESPONDENT WHEN BEGAN LIVING TOGETHER
463	H22A	590-590	I1		FIRST MARRIAGE ENDED IN...
464	DVH22A	591-593	F3.1		AGE OF RESPONDENT AT DATE OF SEPARATION

PAGE 30
28/02/92

MICRODATA FILE - CYCLE 5
RECORD LAYOUT

FIELD	NAME	POSTION	FORMAT	CODE	DESCRIPTION
465	DVH22B	594-596	F3.1		AGE OF RESPONDENT AT DATE OF DIVORCE
466	DVH22C	597-599	F3.1		AGE OF RESPONDENT AT DATE OF DEATH OF SPOUSE
467	H24	600-600	I1		RESPONDENT'S CURRENT MARRIAGE THEIR SECOND?
468	H26	601-601	I1		RESPONDENT BEEN LEGALLY MARRIED A SECOND TIME?
469	DVH27	602-604	F3.1		AGE OF RESPONDENT AT DATE OF SECOND MARRIAGE
470	H28	605-605	I1		RESP.'S SPOUSE'S MARITAL STATUS BEFORE MARRIAGE
471	DVH29	606-607	I2		AGE DIFFERENCE BETWEEN RESP. & SPOUSE 2ND MARRIAGE
472	H31	608-608	I1		RESPONDENT LIVED COMMOM-LAW BEFORE 2ND MARRIAGE?
473	DVH32	609-611	F3.1		AGE OF RESPONDENT WHEN BEGAN LIVING TOGETHER
474	H33A	612-612	I1		SECOND MARRIAGE ENDED IN...
475	DVH33A	613-615	F3.1		AGE OF RESPONDENT AT DATE OF SEPARATION
476	DVH33B	616-618	F3.1		AGE OF RESPONDENT AT DATE OF DIVORCE
477	DVH33C	619-621	F3.1		AGE OF RESPONDENT AT DATE OF DEATH OF SPOUSE
478	DVNUMMAR	622-622	I1		RESPONDENT'S NUMBER OF MARRIAGES
479	H37	623-623	I1		RESPONDENT EXPECTS TO MARRY?
480	H38	624-624	I1		RESPONDENT EXPECTS TO REMARRY?

MICRODATA FILE - CYCLE 5
RECORD LAYOUT

FIELD	NAME	POSTION	FORMAT	CODE	DESCRIPTION
481	H39	625-626	I2		AGE WOULD LIKE TO GET MARRIED/REMARRIED
482	J2	627-627	I1		RESPONDENT NOW LIVING WITH COMMON-LAW PARTNER?
483	J4	628-628	I1		EVER LIVED COMMON-LAW NOT FOLLOWED BY MARRIAGE?
484	DVJ5	629-631	F3.1		AGE OF RESP. AT START OF CURRENT COMMON-LAW UNION
485	J6	632-632	I1		PARTNER'S MARITAL STATUS BEFORE CURRENT UNION
486	DVJ7	633-634	I2		AGE DIFFERENCE BETWEEN RESP. & PARTNER CURR. UNION
487	J8	635-635	I1		COMMON-LAW NOT FOLLOWED BY MARRIAGE?
488	DVJ9	636-638	F3.1		AGE OF RESPONDENT AT START OF FIRST COM-LAW UNION
489	J10	639-639	I1		PARTNER'S MARITAL STATUS BEFORE FIRST UNION
490	DVJ11	640-641	I2		AGE DIFFERENCE BETWEEN RESP. & PARTNER 1ST UNION
491	J12A	642-642	I1		REASON PARTNERSHIP ENDED
492	DVJ12	643-645	F3.1		AGE OF RESPONDENT WHEN FIRST PARTNERSHIP ENDED
493	J13	646-646	I1		OTHER COMMON-LAW NOT FOLLOWED BY MARRIAGE?
494	DVJ14	647-649	F3.1		AGE OF RESPONDENT AT START OF SECOND COM-LAW UNION
495	J15	650-650	I1		PARTNER'S MARITAL STATUS BEFORE SECOND UNION
496	DVJ16	651-652	I2		AGE DIFFERENCE BETWEEN RESP. & PARTNER 2ND UNION

PAGE 32
28/02/92

MICRODATA FILE - CYCLE 5
RECORD LAYOUT

FIELD	NAME	POSTION	FORMAT	CODE	DESCRIPTION
497	J17A	653-653	I1		REASON PARTNERSHIP ENDED
498	DVJ17	654-656	F3.1		AGE OF RESPONDENT WHEN SECOND PARTNERSHIP ENDED
499	DVNUMCL1	657-657	I1		COMMON-LAW RELATIONSHIPS LEADING TO MARRIAGE
500	DVNUMCL2	658-658	I1		COMMON-LAW RELATIONSHIPS NOT LEADING TO MARRIAGE
501	K2	659-659	I1		HAPPINESS ...
502	K3	660-660	I1		RESPONDENT'S STATE OF HEALTH COMPARED TO OTHERS
503	DVSATMAR	661-661	I1		SATISFACTION WITH SPOUSE/PARTNER OR SINGLE STATUS
504	DVSATFAM	662-662	I1		SATISFACTION WITH IMMEDIATE FAMILY
505	DVSATHWK	663-663	I1		SATISFACTION WITH WAY HOUSEWORK SHARED
506	DVSATJOB	664-664	I1		SATISFACTION WITH JOB OR MAIN ACTIVITY
507	DVSATBAL	665-665	I1		SATISFACTION WITH BALANCE BETWEEN JOB AND FAMILY
508	DVSATTIM	666-666	I1		SATISFACTION WITH TIME FOR OTHER INTERESTS
509	DVSATFRI	667-667	I1		SATISFACTION WITH RELATIONSHIPS WITH FRIENDS
510	DVSATACC	668-668	I1		SATISFACTION WITH ACCOMMODATION OR HOUSING
511	K4HCA	669-669	I1		DISSATISFIED WITH ACCOMMODATION: COST OF MORTGAGE?
512	K4HCB	670-670	I1		DISSATISFIED WITH ACCOMMODATION: PROPERTY TAXES?

MICRODATA FILE - CYCLE 5
RECORD LAYOUT

FIELD	NAME	POSTION	FORMAT	CODE	DESCRIPTION
513	K4HCC	671-671	I1		DISSATISFIED WITH ACCOMMODATION: TRAFFIC?
514	K4HCD	672-672	I1		DISSATISFIED WITH ACCOMMODATION: OTHER DISLIKES?
515	K4HCE	673-673	I1		DISSATISFIED WITH ACCOMMODATION: TOO SMALL?
516	K4HCF	674-674	I1		DISSATISFIED WITH ACCOMMODATION: TOO LARGE?
517	K4HCG	675-675	I1		DISSATISFIED WITH ACCOMMODATION: LIKE TO OWN?
518	K4HCH	676-676	I1		DISSATISFIED WITH ACCOMMODATION: MAINTENANCE?
519	K4HCI	677-677	I1		DISSATISFIED WITH ACCOMMODATION: MAINTENANCE COST?
520	K4HCJ	678-678	I1		DISSATISFIED WITH ACCOMMODATION: TRANSPORTATION?
521	K4HCK	679-679	I1		DISSATISFIED WITH ACCOMMODATION: POOR CONDITIONS?
522	K4HCL	680-680	I1		DISSATISFIED WITH ACCOMMODATION: BE INDEPENDENT?
523	K4HCM	681-681	I1		DISSATISFIED WITH ACCOMMODATION: DIFFERENT TYPE?
524	K4HCN	682-682	I1		DISSATISFIED WITH ACCOMMODATION: OTHER?
525	DVL2	683-684	I2		NUMBER OF TIMES RESPONDENT MOVED SINCE JAN 1980
526	DVL3	685-687	F3.1		AGE OF RESPONDENT WHEN MOVED TO PRESENT ADDRESS
527	L4	688-689	I2		DISTANCE RESPONDENT MOVED
528	L5A	690-690	I1		REASON FOR MOVE: WORK?

PAGE 34
28/02/92

MICRODATA FILE - CYCLE 5
RECORD LAYOUT

FIELD	NAME	POSTION	FORMAT	CODE	DESCRIPTION
529	L5B	691-691	11		REASON FOR MOVE: OTHER FAMILY MEMBER'S WORK?
530	L5C	692-692	11		REASON FOR MOVE: BE CLOSER TO FAMILY?
531	L5D	693-693	11		REASON FOR MOVE: TAKE CARE OF FAMILY MEMBER?
532	L5E	694-694	11		REASON FOR MOVE: MARRIAGE/Common-LAW?
533	L5F	695-695	11		REASON FOR MOVE: SEPARATION FROM SPOUSE/PARTNER?
534	L5G	696-696	11		REASON FOR MOVE: MOVE TO OWN DWELLING/INDEPENDENCE
535	L5H	697-697	11		REASON FOR MOVE: MOVE TO A LARGER HOME?
536	L5I	698-698	11		REASON FOR MOVE: MOVE TO A SMALLER HOME?
537	L5J	699-699	11		REASON FOR MOVE: LESS EXPENSIVE HOME?
538	L5K	700-700	11		REASON FOR MOVE: PURCHASE A HOME?
539	L5L	701-701	11		REASON FOR MOVE: BETTER NEIGHBOURHOOD?
540	L5M	702-702	11		REASON FOR MOVE: ATTEND SCHOOL?
541	L5N	703-703	11		REASON FOR MOVE: FINANCIAL REASONS?
542	L5AA	704-704	11		REASON FOR MOVE: BETTER ACCOMMODATIONS?
543	L5BB	705-705	11		REASON FOR MOVE: HEALTH RELATED?
544	L5CC	706-706	11		REASON FOR MOVE: RETIREMENT?

MICRODATA FILE - CYCLE 5
RECORD LAYOUT

FIELD	NAME	POSTION	FORMAT	CODE	DESCRIPTION
545	L5DD	707-707	11		REASON FOR MOVE: LANDED IMMIGRANT?
546	L5EE	708-708	11		REASON FOR MOVE: ACCOM. NO LONGER AVAILABLE?
547	L5FF	709-709	11		REASON FOR MOVE: DISAGREEMENT/DISPUTE?
548	L5GG	710-710	11		REASON FOR MOVE: BUILD A HOUSE?
549	L5HH	711-711	11		REASON FOR MOVE: DEATH IN THE FAMILY?
550	L5II	712-712	11		REASON FOR MOVE: OTHER?
551	DVL6	713-713	11		TYPE OF DWELLING RESPONDENT LIVES IN
552	L7	714-714	11		DWELLING OWNED BY A MEMBER OF THE HOUSEHOLD?
553	DVL14	715-715	11		REGION OF BIRTH OF RESPONDENT
554	DVL14B	716-717	12		RESPONDENT'S PROVINCE OF BIRTH
555	DVBORN	718-718	11		RESPONDENT'S PLACE OF BIRTH COMPARED TO RESIDENCE
556	DVL15	719-720	12		AGE OF RESPONDENT AT TIME OF IMMIGRATION
557	DVIMMIG2	721-722	12		PERIOD IMMIGRATED TO CANADA
558	DVL17	723-723	11		LANGUAGES FIRST SPOKEN IN CHILDHOOD
559	L17STENG	724-724	11		LANGUAGE STILL UNDERSTOOD: ENGLISH?
560	L17STFRE	725-725	11		LANGUAGE STILL UNDERSTOOD: FRENCH?

PAGE 36
28/02/92

MICRODATA FILE - CYCLE 5
RECORD LAYOUT

FIELD	NAME	POSITION	FORMAT	CODE	DESCRIPTION
561	DVUNDOTH	726-726	11		OTHER LANGUAGE STILL SPOKEN?
562	DVL18	727-727	11		LANGUAGES SPOKEN AT HOME
563	L19	728-729	12		YEARS OF ELEMENTARY/HIGH SCHOOL COMPLETED
564	L20	730-730	11		RESPONDENT GRADUATED FROM HIGH SCHOOL?
565	L21	731-731	11		ANY SCHOOLING BEYOND ELEMENTARY/HIGH SCHOOL?
566	DVEDUCR1	732-733	12		RESPONDENT'S HIGHEST LEVEL OF EDUCATION ATTAINED
567	DVREL1	734-735	12		RELIGION OF THE RESPONDENT
568	L24	736-736	11		FREQUENCY OF RELIGIOUS ATTENDANCE
569	DVL25BR	737-737	11		RESPONDENT HAS BRITISH ETHNIC ORIGIN?
570	DVL25FR	738-738	11		RESPONDENT HAS FRENCH ETHNIC ORIGIN?
571	DVL25EU	739-739	11		RESPONDENT HAS EUROPEAN ETHNIC ORIGIN?
572	DVL25NE	740-740	11		RESPONDENT HAS NON-EUROPEAN ETHNIC ORIGIN?
573	DVL25NA	741-741	11		RESPONDENT HAS NORTH AMERICAN ETHNIC ORIGIN?
574	L26	742-742	11		RESPONDENT'S MAIN ACTIVITY
575	L27	743-743	11		RESPONDENT STUDYING FULL OR PART-TIME?
576	L28	744-744	11		RESPONDENT HAD A JOB OR SELF-EMPLOYED?

FIELD	NAME	POSITION	FORMAT	CODE	DESCRIPTION
577	L29	745-746	12		NUMBER OF WEEKS RESPONDENT WORKED AT JOB/BUSINESS
578	L30	747-748	12		NUMBER OF HOURS PER WEEK RESPONDENT WORKED
579	L31	749-749	11		RESPONDENT WORKED EVENING OR NIGHT SHIFT?
580	L32	750-750	11		RESPONDENT WORKED SATURDAY OR SUNDAY?
581	DVSIC	751-752	12		GROUPED STANDARD INDUSTRIAL CODES
582	DVSOC	753-754	12		GROUPED STANDARD OCCUPATION CODES
583	L38	755-755	11		SPOUSE'S MAIN ACTIVITY
584	L39	756-756	11		SPOUSE STUDYING FULL OR PART-TIME?
585	L40	757-757	11		SPOUSE HAD A JOB OR SELF-EMPLOYED?
586	L41	758-759	12		NUMBER OF WEEKS SPOUSE WORKED AT JOB/BUSINESS
587	L42	760-761	12		NUMBER OF HOURS SPOUSE WORKED PER WEEK
588	L43	762-762	11		SPOUSE WORKED EVENING OR NIGHT SHIFT?
589	L44	763-763	11		SPOUSE WORKED SATURDAY OR SUNDAY?
590	L45	764-765	12		SPOUSE'S HIGHEST LEVEL OF EDUCATION ATTAINED
591	L46A	766-766	11		RESPONDENT RECEIVED INCOME FROM: WAGES/SALARY?
592	L46B	767-767	11		RESPONDENT RECEIVED INCOME FROM: GOVERNMENT?

PAGE 38
28/02/92

MICRODATA FILE - CYCLE 5
RECORD LAYOUT

FIELD	NAME	POSITION	FORMAT	CODE	DESCRIPTION
593	L46C	768-768	11		RESPONDENT RECEIVED INCOME FROM: INVESTMENTS?
594	L46D	769-769	11		RESPONDENT RECEIVED INCOME FROM: ALIMONY/ETC?
595	DVL47	770-774	15		TOTAL INCOME OF RESPONDENT
596	DVPERAL	775-776	12		RESPONDENTS TOTAL INCOME - RANGE
597	L48	777-778	12		TOTAL NUMBER OF PERSONS RECEIVING INCOME
598	L50A	779-780	12		RESPONDENTS TOTAL HOUSEHOLD INCOME - RANGE 1
599	L50B	781-782	12		RESPONDENTS TOTAL HOUSEHOLD INCOME - RANGE 2
600	L50C	783-784	12		RESPONDENTS TOTAL HOUSEHOLD INCOME - RANGE 3

008

STATISTICS CANADA LIBRARY
BIBLIOTHEQUE STATISTIQUE CANADA



1010133304

