

23-001

c.2



Published by Authority of the Hon. W. D. Euler, M. P.,
Minister of Trade and Commerce

STATISTICS STATISTIQUE
CANADA CANADA


Aug 14 1939

DOMINION BUREAU OF STATISTICS
AGRICULTURAL BRANCH

LIBRARY
BIBLIOTHÈQUE

Price \$1.00 per year

Dominion Statistician: R. H. Coats, LL.D., F.R.S.C., F.S.S. (Hon.)
In Charge of Dairying Statistics: P. H. Ferguson, B.S.A., M.Sc.



MONTHLY REVIEW OF DAIRY PRODUCTION IN CANADA, MAY, 1939.

(Issued Thursday, June 8, 1939)

CREAMERY BUTTER PRODUCTION in May decreased approximately 5 per cent as compared with the May make of 1938 and increased 74 per cent as compared with the output for the preceding month. During the month of May 27.6 million pounds of butter were produced and during the five months ending May, the output reached a total of 72.6 million pounds. The decrease in the May make occurred in all provinces except Manitoba, Saskatchewan and Alberta.

CHEESE PRODUCTION decreased 6 per cent in May as compared with May 1938, and increased 7.9 million pounds as compared with the output for the preceding month. The May make was approximately 10.8 million pounds and the total during the period January to May amounted to 17.9 million pounds. There was no cheese produced in Prince Edward Island in May; of the remaining provinces, only Quebec and Ontario contributed to the decrease recorded herein.

The production of CONCENTRATED MILK PRODUCTS for the month of April registered a decrease of approximately 13 per cent as compared with the same month last year and an increase of 38 per cent as compared with the preceding month. During April 10.4 million pounds of Concentrated Whole Milk Products were manufactured in Canada and 2.9 million pounds of Concentrated Milk By Products. During the four months January to April 26.8 million pounds of the former and 9.2 million pounds of the latter were produced in condenseries and creameries in the Dominion, making a total of 13.3 million pounds for April and 36.0 million pounds for the four months ending April.

CREAMERY BUTTER PRICES at Montreal, as quoted daily by the Canadian Commodity Exchange for the first grade product, averaged 20 7/8 cents a pound, compared with 26 3/4 cents in May, 1938. Ontario coloured cheese at Montreal based on daily quotations averaged 10 1/4 cents in May compared with 15 cents in May, 1938.

The combined output of creamery butter and factory cheese during the month of May represented the equivalent of 767.1 million pounds of milk, registering a decrease of approximately 40.0 million pounds as compared with the combined make in terms of milk for the same month a year ago. Creamery butter represented 84.2 per cent and cheese represented 15.8 per cent of the total.

Exports of Butter in May amounted to 1,036,500 pounds as compared with 633,100 pounds last month and 66,500 pounds in May, 1938.

Exports of Cheese in May reached a total of 5,448,500 pounds as against 376,600 pounds last month and 3,725,700 pounds in May a year ago.

The domestic disappearance of butter in the month of April amounted to 18.4 million pounds, representing an increase of 10.0 per cent as compared with the same month last year and a decrease of 3.2 per cent in comparison with the preceding month. This estimate is based on storage and transit stocks amounting to 9.8 million pounds at May 1, 1939, and exports and imports amounting to 633,100 pounds and 44 pounds respectively.

I. - PRODUCTION OF CREAMERY BUTTER IN CANADA, BY PROVINCES, MAY, 1938 AND 1939.

Province	APRIL			MAY		
	1938	1939x	More (+) Less (-)	1938	1939/	More (+) Less (-)
	Lb.	Lb.	%	Lb.	Lb.	%
CANADA.....	18,434,225	15,873,553	(-) 3.4	28,962,502	27,593,506	(-) 4.7
Prince Edward Island.....	90,147	68,236	(-) 24.3	165,042	103,616	(-) 37.2
Nova Scotia.....	424,463	343,657	(-) 19.0	560,556	457,073	(-) 18.5
New Brunswick....	210,730	172,927	(-) 17.9	384,850	305,025	(-) 20.7
Quebec.....	4,161,330	3,930,693	(-) 5.5	9,115,387	7,802,788	(-) 14.4
Ontario.....	6,677,584	6,542,094	(-) 2.0	9,959,713	9,341,241	(-) 6.2
Manitoba.....	1,563,288	1,618,313	(+) 3.5	2,813,134	2,918,763	(+) 3.8
Saskatchewan.....	936,241	1,025,383	(+) 9.5	2,155,275	2,795,000	(+) 29.7
Alberta.....	1,917,066	1,677,508	(-) 12.5	3,074,916	3,178,532	(+) 3.4
British Columbia..	453,376	494,742	(+) 9.1	733,629	691,468	(-) 5.8

x Revised. / Preliminary.

II. - PRODUCTION OF FACTORY CHEESE IN CANADA, BY PROVINCES, MAY, 1938 AND 1939.

Province	APRIL			MAY		
	1938	1939x	More (+) Less (-)	1938	1939/	More (+) Less (-)
	Lb.	Lb.	%	Lb.	Lb.	%
CANADA.....	1,730,543	2,942,761	(+) 70.0	11,521,397	10,813,437	(-) 6.1
Prince Edward Island.....	-	-	-	70	-	-
New Brunswick....	-	-	-	48,789	69,544	(+) 42.5
Quebec.....	173,254	261,825	(+) 51.1	1,646,818	1,505,257	(-) 8.6
Ontario.....	1,152,753	2,135,330	(+) 85.2	9,171,120	8,439,851	(-) 8.0
Manitoba.....	234,174	272,625	(+) 16.4	351,350	366,524	(+) 4.3
Saskatchewan.....	4,214	3,670	(-) 12.9	23,776	39,486	(+) 66.1
Alberta.....	107,962	181,274	(+) 67.9	206,324	265,531	(+) 28.7
British Columbia..	58,186	88,037	(+) 51.3	73,150	127,244	(+) 73.9

x Revised. / Preliminary.

III. - CUMULATIVE PRODUCTION OF CREAMERY BUTTER AND FACTORY CHEESE IN CANADA,
BY PROVINCES, JANUARY TO MAY, 1938 AND 1939.

Province	JANUARY TO MAY					
	BUTTER			CHEESE		
	1938	1939	More (+) Less (-)	1938	1939	More (+) Less (-)
	Lb.	Lb.	%	Lb.	Lb.	%
CANADA	71,537,388	72,638,658	(+) 1.5	15,213,880	17,940,971	(+) 17.9
Prince Edward Island.....	475,950	395,796	(-) 16.8	70	-	-
Nova Scotia.....	2,081,742	1,790,475	(-) 14.0	-	-	-
New Brunswick...	875,221	769,675	(-) 12.1	48,789	69,544	(+) 42.5
Quebec.....	15,808,695	14,840,303	(-) 6.1	2,073,665	2,142,593	(+) 3.3
Ontario.....	29,189,222	29,818,816	(+) 2.2	11,241,316	13,076,560	(+) 16.3
Manitoba.....	7,469,136	7,914,225	(+) 6.0	982,731	1,211,176	(+) 23.2
Saskatchewan....	4,924,847	5,912,971	(+) 20.1	31,621	46,769	(+) 47.9
Alberta.....	8,535,483	8,519,061	(-) 0.2	594,735	936,956	(+) 57.5
British Columbia	2,177,112	2,677,336	(+) 23.0	240,953	457,372	(+) 89.8

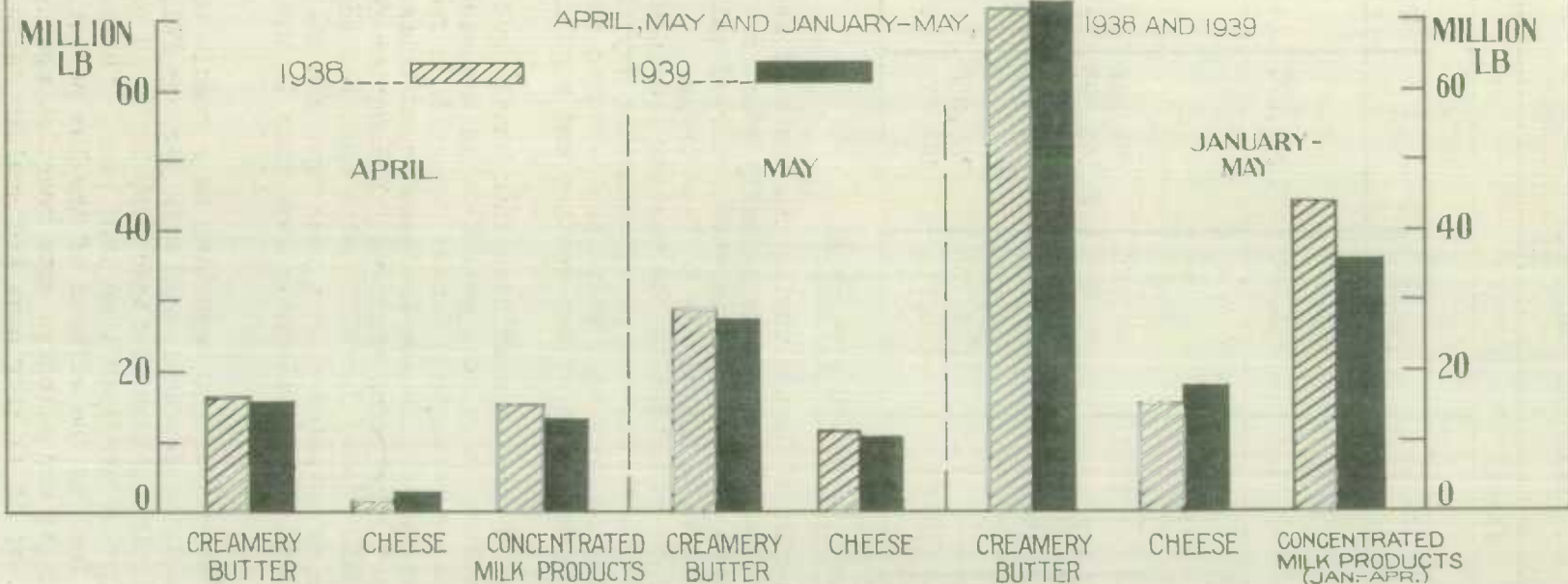
REVIEW OF THE PRODUCTION SITUATION

Cool, dry weather prevailed in many parts of Canada during the month of May. Pastures came through the winter in good condition and made an early start but lack of precipitation retarded the growth until late in May. Frosts were reported quite late in the month although there was very little apparent damage to feed crops. Beneficial showers greatly improved the feed situation in the eastern provinces during the last week of May, while quite heavy rains during the week commencing May 22nd came as a great relief to many areas in the western provinces where the pastures were beginning to show the effects of the prolonged spell of dry weather and high winds.

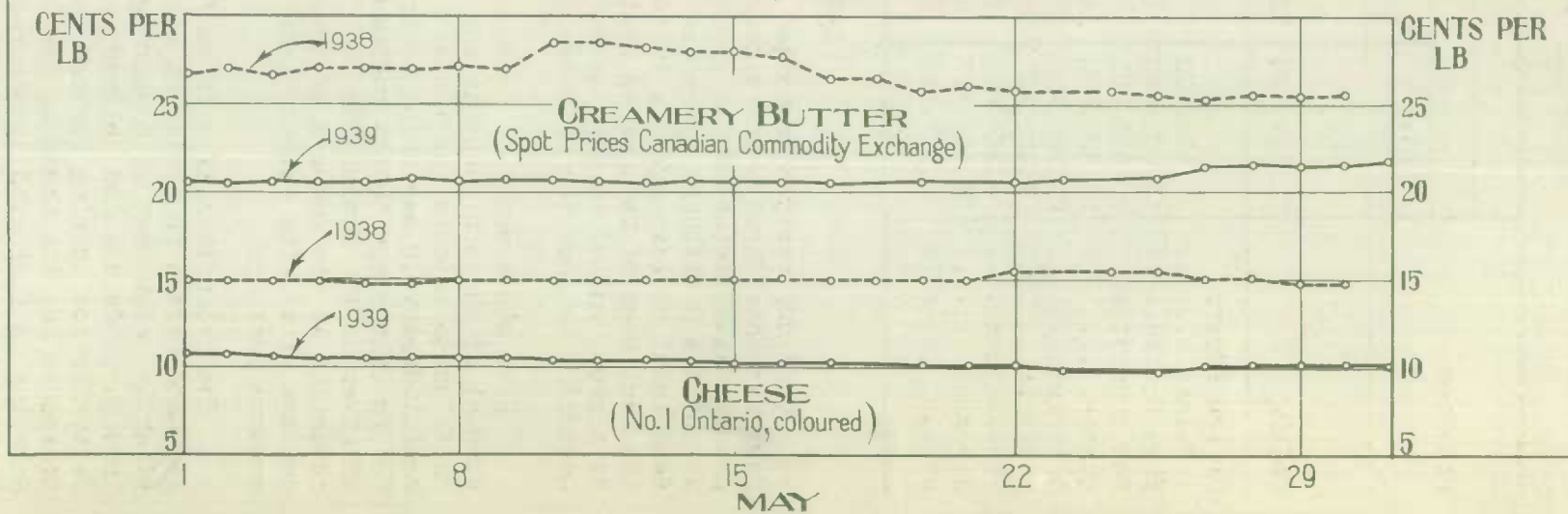
Live stock went to spring pastures in better condition than usual, but on account of the cool weather and short pastures dairy cows were kept in the stable until quite late in the month. In some parts of western Canada competition from the beef industry is beginning to appear, particularly in the increased quantities of milk fed to calves and in the numbers of "nurse" cows being employed. Low butter-fat prices is given as the reason for this development. Dairy Correspondents reported some reduction in the numbers of cows on farms as compared with a year ago, and the percentage of milking cows to total cows during May was slightly less than in the same month a year ago.

The production of milk on farms suffered a slight reduction as a result of inadequate forage in April and early May, and the production of milk per cow fell slightly below that of a year ago. Butter-fat prices averaged from 15 to 18 cents throughout Canada and deliveries to creameries are less than last year. Cheese factories now opening for the season are feeling the effects of the low prices. The prospects for the month of June are brighter; and although some reaction against dairying is indicated in the reduced numbers of milking cows and smaller sales to factories, it is believed that the improved pasture conditions will place the June milk production of the Dominion only slightly below that of June, 1938.

PRODUCTION OF CREAMERY BUTTER, CHEESE AND CONCENTRATED MILK PRODUCTS



DAILY PRICES OF BUTTER AND CHEESE, AT MONTREAL DURING MAY, 1938 AND 1939



STATISTICS CANADA LIBRARY
 BIBLIOTHÈQUE STATISTIQUE CANADA
 1010779760