

D.B.S. MEMORANDUM

Original File Copy

Dominion Bureau of Statistics, Ottawa, Canada

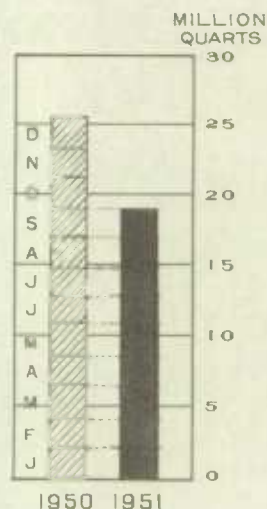
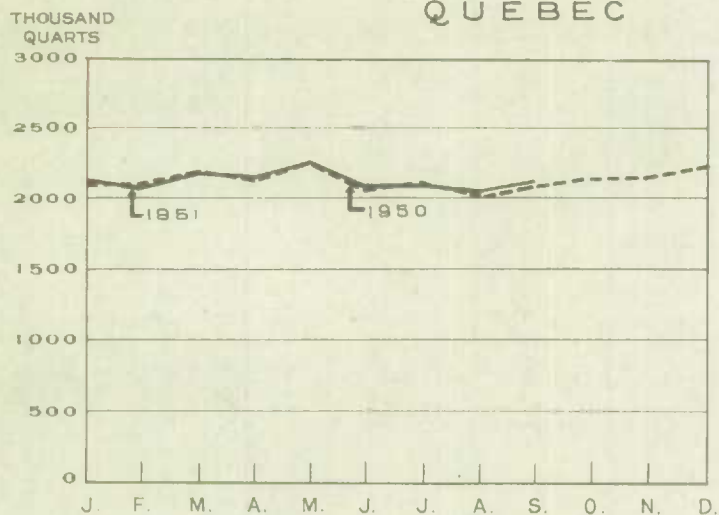
Vol. V, No. 9

Price \$1.00 per year

SEPTEMBER 1951


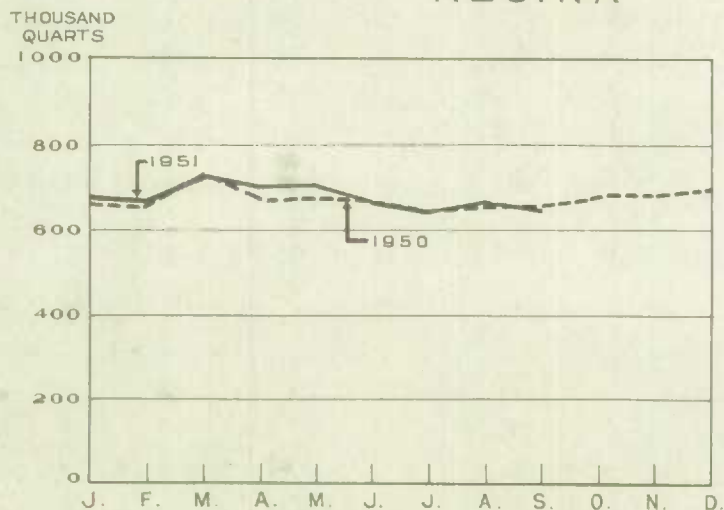
FLUID MILK SALES

MILK SALES QUEBEC



CUMULATIVE SALES

REGINA



Prepared in Live Stock Section, Agriculture Division

1. FLUID SALES IN TWENTY-FOUR MARKETS OF CANADA

September and January-September, 1951, with Comparisons Shown in Percent of 1950

MARKET	MILK SALES				CREAM SALES				CREAM
	September		Jan.-Sept.		September		Jan.-Sept.		Sept.
	Sales in Qts.	% of 1950	Sales in Qts.	% of 1950	Sales in B.F.	% of 1950	Sales in B.F.	% of 1950	Percent Fat
	'000 Qt.	%	'000 Qt.	%	'000 Lb.	%	'000 Lb.	%	%
Charlottetown	192	96	1,834	100	4	88	38	93	13.65
Halifax	1,256	102	11,797	104	16	82	174	95	13.08
Sydney Area	842	104	7,510	104	5	102	53	100	28.47
Saint John	744	97	6,995	96	9	92	89	89	31.76
Moncton	414	107	3,737	102	6	99	61	94	29.20
Montreal	12,654	102	115,474	102	272	102	2,457	101	18.94
Quebec	2,137	103	19,018	100	25	101	229	103	16.93
Sherbrooke	563	101	5,091	102	8	92	71	100	21.39
Three Rivers	571	99	5,272	103	8	106	81	117	23.87
Ottawa-Hull	2,667	99	24,900	102	40	91	400	95	18.50
Toronto	10,504	97	95,320	99	185	84	1,953	99	14.79
Hamilton	2,502	104	22,182	103	28	101	271	102	17.55
Windsor	1,752	96	16,013	101	21	76	230	93	12.60
Ft. Wm. - Pt. Ar.	759	100	7,052	101	9	85	86	93	18.70
Winnipeg	3,141	91	30,215	99	109	99	987	99	12.60
Brandon	221	82	2,349	106	6	102	56	100	14.30
Regina	644	98	6,081	101	19	97	180	99	12.12
Moose Jaw	229	94	2,145	97	6	100	51	96	11.42
Saskatoon	623	100	5,880	101	13	98	125	95	11.96
Edmonton	1,599	101	14,885	106	42	107	377	104	11.89
Calgary	1,311	104	11,913	108	33	102	319	104	11.17
Leth. - Med. Hat.	322	99	2,957	103	8	110	73	103	12.09
Vancouver	4,927	100	44,833	101	123	91	1,191	91	10.96
Victoria	886	100	8,313	104	18	96	180	101	12.60

11. ESTIMATED FLUID SALES IN CANADA BY PROVINCES

September and January-September, 1951, with Comparisons Shown in Percent of 1950

Province	MILK		CREAM		TOTAL FLUID SALES	
	Quarts	% of 1950	Butter-Fat	% of 1950	Milk*	% of 1950
	'000 Qt.	%	'000 Lb.	%	'000 Lb.	%

A - SEPTEMBER, 1951, WITH COMPARISONS SHOWN IN PERCENT OF SEPTEMBER, 1950

CANADA	111,282	100	1,983	99	342,937	100
P. E. I.	619	96	8	114	1,799	96
N. S.	3,911	103	48	133	11,041	104
N. B.	2,362	102	28	97	6,820	102
QUEBEC	36,450	102	617	96	111,671	101
ONTARIO	43,771	100	589	95	129,756	99
MANITOBA	4,380	92	139	100	15,137	94
SASKATCHEWAN	4,410	99	128	114	15,065	103
ALBERTA	7,255	98	216	110	24,864	102
BRITISH COLUMBIA	8,124	98	210	94	26,784	97

B-JANUARY-SEPTEMBER, 1951, WITH COMPARISONS SHOWN IN PERCENT OF JANUARY-SEPTEMBER, 1950

CANADA	1,021,703	102	18,658	101	3,159,923	102
P. E. I.	5,901	103	68	103	17,058	103
N. S.	36,995	105	369	107	104,407	105
N. B.	21,109	101	271	97	61,430	101
QUEBEC	330,028	102	5,900	102	1,020,040	102
ONTARIO	399,870	101	5,812	101	1,195,185	101
MANITOBA	41,812	99	1,223	99	141,646	99
SASKATCHEWAN	41,432	101	1,065	106	137,437	102
ALBERTA	69,420	106	1,958	112	233,679	107
BRITISH COLUMBIA	75,136	100	1,992	93	249,041	99

Estimates are based on reports from 180 markets of Canada which represent in the aggregate 63.8 per cent of the estimated milk sales and 63.7 per cent of the estimated cream sales. The number of markets are shown as follows: P.E.I., 6; N.S., 17; N.B., 16; Que., 20; Ont., 32; Man., 13; Sask., 27; Alta., 29; and B.C., 20.

* Includes cream expressed as milk.

1010740488

- 4 -

Buying & Selling Prices of Fluid Products
(In Effect September 30, 1951)
Prince Edward Island

Charlottetown: (September 1, 1951). Under provisions of the Prince Edward Island Milk and Cream Producers, Consumers and Distributors Protective Act, milk bought from producers was set at \$1.10 per pound butter-fat in place of \$1.04 per pound butter-fat as per Order No. 33, January 1, 1949, cream bought from producers was advanced to 90 cents per pound butter-fat from 86 cents under the previous order.

Selling Prices of Milk & Cream at Charlottetown

Milk	Retail Prices			Wholesale Prices		
	Qts.	Pt.	$\frac{1}{2}$ Pt.	Qts.	Pt.	$\frac{1}{2}$ Pt.
Standard	.17	.09	-	.16	.08	.05 $\frac{1}{2}$
Raw	.16	.08	-	.15	.07 $\frac{1}{2}$	-
<u>Cream</u>						
Blend (7-9%)	.34	.17	-	.32	.16	-
Table (18%)	.68	.34	.17	.64	.32	.16
Whipping (30% or more)	1.08	.54	.27	1.00	.50	.25

Ontario

Windsor: Effective March 16, 1951, A Collective Bargaining Agreement approved by the Milk Control Board of Ontario, (No. 51-17) Amending Agreement No. 50-54 of November 13, 1950, sets producers prices as follows: Quota milk bought from farmers on a basic test of 3.4% butter-fat shall be paid for at \$4.00 per hundred pounds and milk bought on the open quota will be \$4.50 per hundred pounds, both f.o.b. plant.

Fort William-Port Arthur: Effective September 12, 1951, an award by the Milk Control Board of Ontario (No. 51-17) set the producers prices of milk bought from farmers under a closed quota at \$5.20 per hundred pounds f.o.b. plant.

Retail Prices at Windsor and Fort William-Port Arthur

Windsor: (Order No. 51-21 Effective September 14, 1951)

Milk	Qts.	Pt.	$\frac{1}{2}$ Pt.	Cream	Qts.	Pt.	$\frac{1}{2}$ Pt.
Standard	.21	.12	.07	Cereal	.65	.33	.18
Special	.23	.13	.07	Table	.80	-	.24
Chocolate	.21	.12	.07	Whipping	1.15	-	.35
Skim-milk	.16	.10	-	Sour	-	.40	.22

Ft. Wm. - Pt. Ar.: (Order No. 51-18, Effective September 14, 1951)

	Qts.	Pt.	$\frac{1}{2}$ Pt.	Cream	Qts.	Pt.	$\frac{1}{2}$ Pt.
Standard	.22	.13	.08	Cereal	.65	.33	.18
Special	.24	.14	-	Table	.80	.44	.24
Chocolate	.23	.13	.08	Whipping	1.15	.61	.35
Skim-milk	.18	.10	.06	Sour	.80	.44	.24
Buttermilk	.18	-	-		-	-	-

British Columbia

Vancouver: (Effective September 18, 1951). The milk Board of British Columbia ordered that producers be paid \$5.90 per hundred pounds f.o.b. plant for milk sold for fluid purposes. Likewise, the sales price of standard milk was advanced from 21 cents to 24 cents per quart and table cream from 23 cents to 25 cents per half-pint.

Victoria: (Effective September 18, 1951). The Board ordered that fluid milk bought from farmers would be paid for at \$5.83 per hundred pounds, f.o.b. plant. The selling price of standard milk was set at 24 cents in place of 21 cents per quart, and table cream was advanced to 25 cents per half pint from the previous price of 23 cents per half pint.

575 copies. Issued Friday, November 30, 1951 at 3 p.m.