


CATALOGUE No.

23-207


ANNUAL - ANNUEL



FUR PRODUCTION

PRODUCTION DE FOURRURES

SEASON - 1968-69 - SAISON



Published by Authority of
The Minister of Industry, Trade and Commerce

Publication autorisée par
le ministre de l'Industrie et du Commerce

DOMINION BUREAU OF STATISTICS
Agriculture Division
Livestock and Animal Products Section

BUREAU FÉDÉRAL DE LA STATISTIQUE
Division de l'agriculture
Section du bétail et des produits animaux

June - 1970 - Juin
5503-522

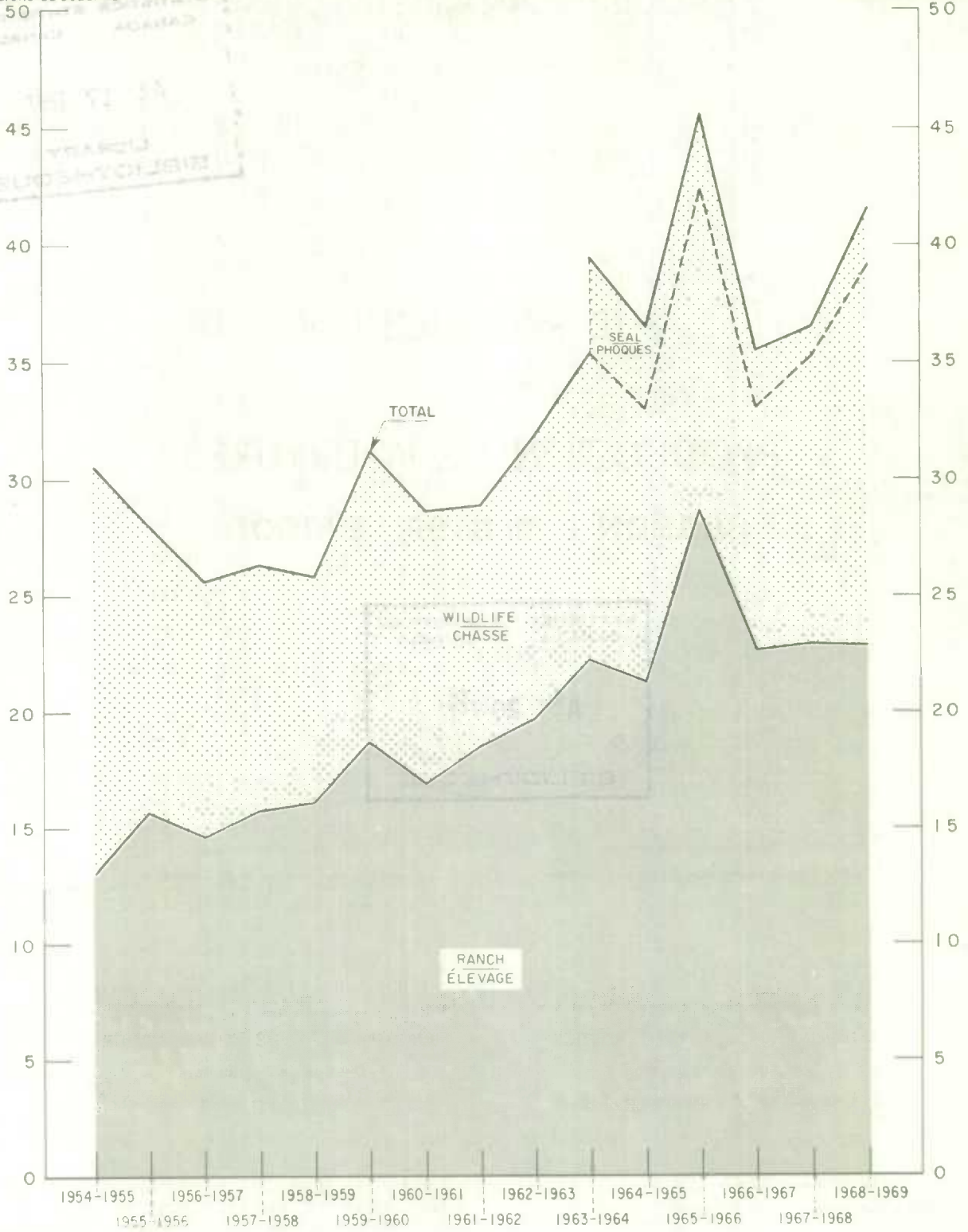
Price—Prix: 50 cents

The contents of this document may be used freely but DBS should be credited when republishing all or any part of it.
Le présent document peut être reproduit en toute liberté pourvu qu'on indique qu'il émane du B.F.S.

VALUE OF RAW FURS PRODUCED IN CANADA—SEASONS 1954-1955 TO 1968-1969
 VALEUR DES PEaux BRUTES PRODUITES AU CANADA
 SAISONS 1954-1955 À 1968-1969

MILLION DOLLARS
 MILLIONS DE DOLLARS
 50

MILLION DOLLARS
 MILLIONS DE DOLLARS
 50



FUR PRODUCTION

PRODUCTION DE FOURRURES

SEASON - 1968-69 - SAISON

For the 1968-69 fur season the reported production of pelts was 5,609,301 compared to 6,093,598 for the 1967-68 season while the value increased to \$41,589,086 from \$36,531,035. The value of wildlife pelts sold during the season 1968-69 amounted to \$18,663,153 or 44.9 per cent of the total value. The value of fur farm pelt production decreased to \$22,925,933 from \$23,028,820 mink accounting for 99.0 per cent of the value of fur farm production.

The value of undressed furs exported during the 1968-69 season increased to \$35,089,000 from \$30,988,000 in the previous season. Imports increased to \$21,652,000 in 1968-69 compared to \$20,355,000 for the year 1967-68.

Data on wildlife pelt production included in this report are supplied by branches or agencies of the various provincial and territorial governments which compile statistics for their respective areas on the basis of royalty payments, export taxes, etc. Where such facilities for collection of statistics locally do not exist, data on purchase of pelts are solicited from fur dealers etc.

In some provinces data is missing for a few of the less important animals because they are not subject to royalty or other pelt taxes. For instance, information on bear, rabbit and wolf pelt production in Ontario is not available and therefore data on these species are incomplete.

Data on fur farm pelt production included in this report relate to the previous calendar year rather than the wildlife fur year ending June 30 and are covered in greater detail in the "Report on Fur Farms", Catalogue No. 23-208. The information except for prices, is obtained from an annual census of the industry. Mink and fox farms are licensed in all provinces except Prince Edward Island and New Brunswick and provincial departments provide mailing lists based on licenses issued. Chinchilla producers are not licensed in Prince Edward Island, New Brunswick, Ontario and Manitoba. In addition to license lists various sources of information are used in an effort to obtain complete mailing lists.

La production de fourrures de la saison 1968-69 s'établit à 5,609,301 peaux, contre 6,093,598 en 1967-68; sa valeur est \$41,589,086 au regard de \$36,531,035. La valeur des fourrures provenant de la chasse durant la saison 1968-69 s'élève à \$18,663,153 ou à 44.9 p. 100 de la valeur totale. La valeur de la production de fourrures dans les fermes d'élevage a diminué à \$22,925,933 au regard de \$23,028,820 le vison représentant 99.0 p. 100 de la valeur de la production des fermes.

La valeur des peaux brutes exportées au cours de la saison 1968-69 s'établit à \$35,089,000 au regard de \$30,988,000 la saison précédente. Les importations ont augmenté à \$21,652,000 en 1968-69 contre \$20,355,000 en 1967-68.

Les données sur la production de fourrures provenant de la chasse, figurant dans le présent rapport, proviennent des services et organismes des gouvernements provinciaux et territoriaux qui les établissent pour leurs régions respectives en fonction du paiement des redevances, des taxes à l'exportation, etc. Lorsqu'il n'existe aucun moyen de recueillir la statistique dans la région, les chiffres relatifs aux achats de fourrures sont obtenus des négociants en fourrures et autres.

Quelques animaux moins importants échappent à la redevance ou à d'autres formes d'impôts dans certaines provinces. Par exemple, on ne connaît pas la production de peaux d'ours, de lapins et de loups en Ontario, et les données relatives à ces espèces sont donc incomplètes.

Les données du rapport sur la production de fourrures dans les fermes d'élevage sont celles de l'année civile précédente plutôt que de la saison de chasse close le 30 juin. Ces données sont plus détaillées dans le "Rapport sur les fermes à fourrure", (numéro de catalogue 23-208). Les renseignements, sauf dans le cas des prix, sont tirés d'un recensement annuel de l'industrie. Toutes les provinces, sauf l'Île-du-Prince-Édouard et le Nouveau-Brunswick accordent des permis aux exploitants de fermes de vison et de renard, et les ministères provinciaux fournissent des listes postales fondées sur le nombre de permis délivrés. L'Île-du-Prince-Édouard, le Nouveau-Brunswick, l'Ontario et le Manitoba n'accordent pas de permis aux éleveurs de chinchillas. En plus des listes de permis, diverses sources de renseignements sont utilisées en vue d'obtenir des listes d'adresses complètes.

Previous to 1962, average value of mink pelts produced were calculated by province from reports submitted in sample surveys. These surveys were discontinued at the request of the main producers organization. Since 1962 price per pelt data were obtained from Canada Mink Breeders Association. Because this association handles the bulk of the mink pelts produced in Canada these price data are considered to be representative. It should be noted that the mink and fox prices are for Canada as a whole and do not reflect differences in pelt values between provinces. Average values of chinchilla pelts were obtained from a sample survey. Because sufficient information was not available to establish nutria prices they were estimated at a nominal \$2.00 per pelt for both years in order to arrive at a value of total pelt production. Values are net of selling commissions and association fees.

Avant 1962, la valeur moyenne des peaux de vison était calculée par province, grâce à des rapports provenant d'enquêtes fragmentaires. Ces relevés ont été discontinués à la demande de l'organisation des principaux producteurs. Depuis 1962, les données sur les prix, la peau, sont fournies par l'Association canadienne des éleveurs de visons. Comme cette association manipule le gros de la production de peaux de vison au Canada, ces prix sont censés être représentatifs. Il ne faut pas perdre de vue que les prix du vison et du renard s'appliquent à l'ensemble du Canada et qu'ils ne traduisent pas la différence de la valeur des peaux entre les provinces. La valeur moyenne des peaux de chinchilla a été obtenue au moyen d'un sondage fragmentaire. Comme on ne disposait pas de renseignements suffisants pour établir le prix des peaux de nutria, on les a évaluées à \$2 la peau pour les deux années afin de pouvoir établir la valeur de la production globale. La valeur est nette, elle ne comprend ni les commissions ni les cotisations.

SYMBOLS

The following standard symbols are used in Dominion Bureau of Statistics publications:

- .. figures not available.
- ... figures not appropriate or not applicable.
- nil or zero.
- less than 3 farms reporting, data included in totals for Canada.

SIGNES CONVENTIONNELS

Les signes conventionnels suivants sont employés uniformément dans les publications du Bureau fédéral de la statistique.

- .. nombres indisponibles.
- ... n'ayant pas lieu de figurer.
- néant ou zéro.
- moins de 3 fermes faisant rapport; les chiffres sont compris dans ceux du Canada entier.

TABLE 1. Number and Value of Pelts Produced, by Kind, Canada, Seasons 1967-68 and 1968-69
 TABLEAU 1. Nombre et valeur des peaux produites, par espèce, Canada, saisons 1967-68 et 1968-69

Kind - Espèces	1967-68			1968-69		
	Number Nombre	Value Valeur	Average value Valeur moyenne	Number Nombre	Value Valeur	Average value Valeur moyenne
		\$	\$		\$	\$
CANADA						
Wildlife - Chasse:						
Badger - Blaireau	1,251	8,109	6.48	1,215	15,204	12.51
Bear - Ours:						
Black or brown - Noir ou brun	1,729	41,044	23.74	3,076	83,841	27.26
Grizzly - Grizzlé	90	6,401	71.12	6	459	76.50
White - Blanc	452	61,880	136.90	404	62,850	155.57
Beaver - Castor	420,437	6,328,648	15.05	437,875	8,056,118	18.40
Cougar - Cougar	23	709	30.83	-	-	-
Coyote or prairie wolf - Coyote ou loup des prairies	17,366	116,171	6.69	33,067	447,052	13.52
Ermine (weasel) - Hermine (belette)	141,915	119,874	0.85	106,009	107,472	1.01
Fisher or pekan - Pékan	5,535	68,676	12.41	7,627	142,414	18.67
Fox - Renard:						
Blue - Bleu	108	1,412	13.07	68	1,229	18.07
Cross and red - Croisé et roux	20,327	157,134	7.73	39,170	501,445	12.80
Silver - Argenté	302	5,131	16.99	532	10,882	20.45
White - Blanc	29,683	368,579	12.42	20,231	316,894	15.66
Not specified - Non spécifié	13	159	12.23	50	532	10.64
Lynx - Lynx (loup-cervier)	15,848	466,712	29.45	20,677	644,296	31.16
Marten - Martre	43,152	369,500	8.56	64,803	538,570	8.31
Mink - Vison	93,135	1,164,780	12.51	120,935	1,637,517	13.54
Muskrat - Rat musqué	1,825,896	1,661,582	0.91	1,754,393	2,339,330	1.33
Otter - Loutre	15,818	322,674	20.40	16,868	455,045	26.98
Rabbit - Lapin	43,992	21,964	0.50	57,851	26,679	0.46
Raccoon - Raton laveur	27,636	109,805	3.97	47,835	301,234	6.30
Seals - Phoques:						
Fur seal - North Pacific ¹ - A fourrure - Nord Pacifique ¹	13,802	538,443	39.01	13,318	814,481	61.16
Hair seal ² - A poil ²	132,287	793,765	6.00	210,099	1,594,770	7.59
Skunk - Mouffette	175	89	0.51	199	91	0.46
Squirrel - Écureuil	1,251,191	699,710	0.56	958,710	435,367	0.45
Wildcat - Chat sauvage	2,483	23,448	9.44	3,266	66,243	20.28
Wolf - Loup	1,244	28,165	22.64	1,518	42,170	27.78
Wolverine - Carcajou	561	17,651	31.46	530	20,968	39.56
Sub-total - Sous-total	4,106,451	13,502,215	...	3,920,332	18,663,153	...
Ranch raised - Élevage:						
Chinchilla	17,368	192,992	11.11	18,854	187,983	9.97
Fox - Renard	1,284	44,015	34.28	1,282	46,588	36.34
Mink - Vison:						
Dark and half-blood dark - Foncé et hybride foncé	475,327	5,974,860	12.57	381,500	6,218,450	16.30
Grey - Gris	43,532	465,794	10.70	42,419	546,357	12.88
Dark blue - Bleu foncé	81,730	787,879	9.64	54,081	648,431	11.99
Light blue - Bleu pâle	342,875	4,707,672	13.73	373,803	5,038,884	13.48
Brown - Brun	714,210	7,213,522	10.10	526,883	6,770,446	12.85
Beige	231,180	2,903,620	12.56	231,397	2,871,636	12.41
White - Blanc	78,469	736,038	9.38	57,862	595,402	10.29
Nutria	1,165	2,330	2.00 ³	888	1,776	2.00 ³
Sub-total - Sous-total	1,987,147	23,028,820	...	1,688,969	22,925,933	...
Total	6,093,598	36,531,035	...	5,609,301	41,589,086	...

¹ Commonly known as Alaska Fur Seal. The data cannot be broken down by province. The value figures are the net returns to the Canadian Government for pelts sold. - Communément appelé phoque à fourrure. Les données ne peuvent être fournies pour chaque province. Les chiffres relatifs à la valeur représentent les sommes nettes versées au gouvernement canadien pour les peaux vendues.

² Includes data for the three maritime provinces which is not shown separately. - Comprend les données sur la production des trois provinces maritimes, qui ne sont pas indiquées séparément.

³ Estimated at \$2.00 per pelt. - Évalué à \$2 la peau.

TABLE 2. Number and Value of Pelts Produced, by Kind and Province, Seasons 1967-68 and 1968-69
 TABLEAU 2. Nombre et valeur des peaux produites, par espèce et province, saisons 1967-68 et 1968-69

Kind - Espèces	1967-68			1968-69		
	Number — Nombre	Value — Valeur	Average value — Valeur moyenne	Number — Nombre	Value — Valeur	Average value — Valeur moyenne
Newfoundland — Terre-Neuve						
Wildlife — Chasse:						
Bear — Ours:						
Black or brown — Noir ou brun	6	90	15.00	4	50	12.50
White — Blanc	—	—	—	4	240	60.00
Beaver — Castor	2,698	40,470	15.00	2,634	50,046	19.00
Ermine (weasel) — Hermine (belette)	1,268	507	0.40	2,218	776	0.35
Fox — Renard:						
Cross and red — Croisé et roux	766	5,386	7.03	1,394	12,602	9.04
Silver — Argenté	74	1,110	15.00	114	1,425	12.50
White — Blanc	80	1,600	20.00	79	1,100	13.92
Not specified — Non spécifique	3	15	5.00	49	514	10.50
Lynx — Lynx (loup-cervier)	312	9,360	30.00	223	3,981	17.85
Marten — Martre	12	120	10.00	65	812	12.50
Mink — Vison	818	6,544	8.00	1,257	7,743	6.16
Muskrat — Rat musqué	7,617	6,094	0.80	7,172	5,020	0.70
Otter — Loutre	786	19,650	25.00	873	21,109	24.18
Rabbit — Lapin	3	50	0.19	—	—	—
Seal, hair — Phoque à poil	39,749	169,817	4.27	118,034	817,000	6.92
Squirrel — Écureuil	2,034	305	0.15	653	98	0.15
Wolf — Loup	1	12	12.00	2	30	15.00
Sub-total — Sous-total	56,227	261,130	...	134,775	922,546	...
Ranch-raised — Élevage:						
Mink — Vison	20,575	234,460	11.40	13,736	184,451	13.43
Sub-total — Sous-total	20,575	234,460	...	13,736	184,451	...
Total	76,802	495,590	...	148,511	1,106,997	...
Prince Edward Island — Île-du-Prince-Édouard						
Wildlife — Chasse:						
Beaver — Castor	15	360	24.00	10	287	28.70
Ermine (weasel) — Hermine (belette)	—	—	—	15	4	0.30
Fox — Renard:						
Cross and red — Croisé et roux	162	1,958	12.08	237	4,875	20.57
Not specified — Non spécifié	6	96	16.00	—	—	—
Lynx — Lynx (loup-cervier)	—	—	—	4	112	28.00
Mink — Vison	2	14	7.00	23	184	8.00
Muskrat — Rat musqué	7	8	1.15	410	615	1.50
Raccoon — Raton laveur	—	—	—	39	351	9.00
Seal, hair — Phoque à poil	1	1	1	1	1	1
Wildcat — Chat sauvage	1	25	25.00	—	—	—
Sub-total — Sous-total	193	2,461	...	738	6,428	...
Ranch-raised — Élevage:						
Chinchilla	—	—	—	—	—	—
Fox — Renard	212	7,267	34.28	280	10,175	36.34
Mink — Vison	8,389	98,896	11.79	8,082	110,451	13.67
Sub-total — Sous-total	8,601	106,163	...	8,362	120,626	...
Total	8,794	108,624	...	9,100	127,054	...
Nova Scotia — Nouvelle-Écosse						
Wildlife — Chasse:						
Bear — Ours:						
Black or brown — Noir ou brun	—	—	—	8	129	16.15
Beaver — Castor	2,697	38,432	14.25	4,640	101,384	21.85
Ermine (weasel) — Hermine (belette)	1,161	604	0.52	1,242	335	0.27
Fisher — Pekan	—	—	—	3	80	26.60
Fox — Renard:						
Cross and red — Croisé et roux	1,403	10,745	7.66	1,899	28,865	15.20
Silver — Argenté	89	1,226	13.78	59	1,233	20.90
Lynx — Lynx (loup-cervier)	163	3,562	21.85	87	3,389	38.95
Mink — Vison	1,536	21,888	14.25	1,643	15,608	9.50
Muskrat — Rat musqué	17,565	23,361	1.33	19,220	25,563	1.33
Otter — Loutre	519	10,847	20.90	492	14,957	30.40
Raccoon — Raton laveur	1,337	7,621	5.70	2,706	23,136	8.55
Seal, hair — Phoque à poil	—	—	—	1	1	1
Skunk — Mouffette	8	5	0.66	10	8	0.76
Squirrel — Écureuil	1,758	369	0.21	1,587	524	0.33
Wildcat — Chat sauvage	1,567	8,932	5.70	1,627	38,641	23.75
Sub-total — Sous-total	29,803	127,592	...	35,223	253,852	...
Ranch-raised — Élevage:						
Chinchilla	562	7,851	13.97	447	4,993	11.17
Fox — Renard	40	1,371	34.28	96	3,489	36.34
Mink — Vison	115,177	1,382,646	12.00	110,686	1,641,155	14.83
Nutria	—	—	—	—	—	—
Sub-total — Sous-total	115,779	1,391,868	...	111,229	1,649,637	...
Total	145,582	1,519,460	...	146,452	1,903,489	...

¹ Maritime Provinces landings not available by province but included in totals for Canada. — Les débarquements de peaux pour les provinces Maritimes sont indisponibles par province mais figurent dans le total national.

TABLE 2. Number and Value of Pelts Produced, by Kind and Province, Seasons 1967-68 and 1968-69 - Continued

TABLEAU 2. Nombre et valeur des peaux produites, par espèce et province, saisons 1967-68 et 1968-69 - suite

Kind - Espèces	1967-68			1968-69		
	Number — Nombre	Value — Valeur	Average value — Valeur moyenne	Number — Nombre	Value — Valeur	Average value — Valeur moyenne
New Brunswick - Nouveau-Brunswick						
Wildlife - Chasse:						
Bear - Ours:						
Black or brown - Noir ou brun	36	1,080	30.00	47	470	10.00
Beaver - Castor	7,167	86,004	12.00	6,951	132,069	19.00
Ermine (weasel) - Hermine (belette)	763	382	0.50	1,070	268	0.25
Fisher - Pékan	127	1,270	10.00	128	2,816	22.00
Fox, cross and red - Renard croisé et roux	377	3,016	8.00	723	7,230	10.00
Marten - Martre	133	798	6.00	66	462	7.00
Mink - Vison	1,301	10,408	8.00	1,809	18,090	10.00
Muskrat - Rat musqué	22,692	17,019	0.75	26,029	39,044	1.50
Otter - Loutre	235	5,875	25.00	324	9,072	28.00
Raccoon - Raton laveur	544	1,632	3.00	1,837	7,348	4.00
Seal, hair - Phoque à poil	1	1	1	1	1	1
Squirrel - Écureuil	210	32	0.15	268	80	0.30
Wildcat - Chat sauvage	506	6,072	12.00	1,280	19,200	15.00
Sub-total - Sous-total	34,091	133,588	...	40,532	236,149	...
Ranch-raised - Élevage:						
Chinchilla	126	1,760	13.97	65	726	11.17
Fox - Renard	306	10,490	34.28	193	7,014	34.36
Mink - Vison	10,581	129,300	12.22	10,962	155,802	14.21
Nutria	—	—	—	—	—	—
Sub-total - Sous-total	11,013	141,550	...	11,220	163,542	...
Total	45,104	275,138	...	51,752	399,691	...
Québec						
Wildlife - Chasse:						
Bear - Ours:						
Black or brown - Noir ou brun	521	18,105	34.75	872	30,032	34.44
White - Blanc	57	8,436	148.00	30	4,428	147.60
Beaver - Castor	62,379	1,200,796	19.25	79,769	1,684,397	21.12
Ermine (weasel) - Hermine (belette)	11,106	4,998	0.45	12,245	5,510	0.45
Fisher - Pékan	1,605	22,871	14.25	2,296	44,198	19.25
Fox - Renard:						
Blue - Bleu	38	741	19.50	34	866	25.47
Cross and red - Croisé et roux	4,095	40,540	9.90	6,958	103,043	14.81
Silver - Argenté	68	1,683	24.75	186	5,531	29.73
White - Blanc	12,653	192,958	15.25	9,757	187,805	19.25
Not specified - Non spécifié	4	48	12.00	1	18	17.75
Lynx - Lynx (loup-cervier)	2,581	76,785	29.75	1,994	68,993	34.60
Marten - Martre	5,506	52,307	9.50	9,874	113,551	11.50
Mink - Vison	6,564	75,486	11.50	9,715	136,927	14.09
Muskrat - Rat musqué	121,376	145,651	1.20	155,945	201,093	1.29
Otter - Loutre	2,982	65,604	22.00	3,598	92,514	25.71
Raccoon - Raton laveur	3,152	17,021	5.40	4,350	25,292	5.81
Seal, hair - Phoque à poil	28,209	162,983	5.78	16,739	182,731	10.92
Skunk - Mouffette	94	24	0.25	83	28	0.30
Squirrel - Écureuil	6,849	616	0.09	6,331	886	0.14
Wildcat - Chat sauvage	224	4,458	19.90	139	3,036	21.84
Wolf - Loup	213	3,142	14.75	275	5,954	21.65
Wolverine - Carcajou	—	—	—	2	89	44.60
Sub-total - Sous-total	270,276	2,095,253	...	321,203	2,896,922	...
Ranch-raised - Élevage:						
Chinchilla	1,766	19,638	11.12	2,073	20,419	9.85
Fox - Renard	20	686	34.30	16	581	36.31
Mink - Vison	160,879	1,744,899	10.85	138,467	1,860,380	13.44
Sub-total - Sous-total	162,665	1,765,223	...	140,556	1,881,380	...
Total	432,941	3,860,476	...	461,759	4,778,302	...
Ontario						
Wildlife¹ - Chasse²:						
Beaver - Castor	164,319	2,366,194	14.40	161,893	2,865,506	17.70
Ermine (weasel) - Hermine (belette)	8,185	3,028	0.37	9,828	3,931	0.40
Fisher - Pékan	2,264	25,696	11.35	3,580	71,242	19.90
Fox - Renard:						
Blue - Bleu	21	270	12.86	—	—	—
Cross and red - Croisé et roux	5,090	30,319	5.96	8,568	99,209	11.58
Silver - Argenté	—	—	—	9	96	10.70
White - Blanc	231	3,315	14.35	77	1,097	14.25
Lynx - Lynx (loup-cervier)	910	22,295	24.50	1,345	45,730	34.00
Marten - Martre	14,040	81,432	5.80	31,572	213,111	6.75
Mink - Vison	21,717	195,453	9.00	27,621	299,688	10.85
Muskrat - Rat musqué	460,058	395,650	0.86	612,475	869,714	1.42
Otter - Loutre	7,542	145,938	19.35	7,608	203,894	26.80
Raccoon - Raton laveur	21,861	78,698	3.65	36,751	227,856	6.20
Skunk - Mouffette	2	1	0.50	2	2	0.90
Squirrel - Écureuil	17,758	5,683	0.32	15,948	4,944	0.31
Wolverine - Carcajou	—	—	—	1	56	56.00
Sub-total - Sous-total	723,698	3,353,972	...	917,278	4,906,076	...

¹ Maritime Provinces landings not available by province but included in totals for Canada. - Les débarquements de peaux pour les provinces maritimes sont indisponibles par province mais figurent dans le total national.

² Data on bear, rabbit and wolf pelt production is not available. - Les données sur la production de peaux d'ours de lapins et de loups sont indisponibles.

TABLE 2. Number and Value of Pelts Produced, by Kind and Province, Seasons 1967-68 and 1968-69 - Continued

TABLEAU 2. Nombre et valeur des peaux produites, par espèce et province, saisons 1967-68 et 1968-69 - suite

Kind - Espèces	1967-68			1968-69		
	Number Nombre	Value Valeur	Average value Valeur moyenne	Number Nombre	Value Valeur	Average value Valeur moyenne
		\$	\$		\$	\$
Ontario - Concluded - fin						
Ranch-raised - Élevage:						
Chinchilla	3,621	40,266	11.12	3,721	35,350	9.50
Fox - Renard	690	23,653	34.28	674	24,493	36.34
Mink - Vison	631,386	7,099,763	11.24	568,089	7,673,593	13.51
Nutria	1,098	2,196	2.00	743	1,486	2.00
Sub-total - Sous-total	636,795	7,165,878	...	573,227	7,734,922	...
Total	1,360,493	10,519,850	...	1,490,505	12,640,998	...
Manitoba						
Wildlife - Chasse:						
Badger - Blaireau	177	1,239	7.00	281	4,215	15.00
Bear, black or brown - Ours, noir ou brun	213	3,975	18.66	475	12,588	26.50
Beaver - Castor	38,128	686,304	18.00	45,124	992,728	22.00
Coyote or prairie wolf - Coyote ou loup des prairies	1,565	12,911	8.25	4,519	68,915	15.25
Ermine (weasel) - Hermine (belette)	19,115	28,290	1.48	23,020	55,939	2.43
Fisher - Pékan	145	1,788	12.33	299	6,130	20.50
Fox - Renard:						
Blue - Bleu	11	110	10.00	3	48	16.00
Cross and red - Croisé et roux	4,041	32,823	8.12	7,497	109,052	14.55
Silver - Argenté	18	264	14.66	49	882	18.00
White - Blanc	701	10,277	14.66	133	2,128	16.00
Lynx - Lynx (loup-cervier)	1,205	39,355	32.66	3,856	158,096	41.00
Marten - Martre	369	2,827	7.66	654	6,376	9.75
Mink - Vison	19,537	312,592	16.00	32,972	560,524	17.00
Muskrat - Rat musqué	362,813	366,441	1.01	314,473	487,433	1.55
Otter - Loutre	1,767	33,573	19.00	2,017	65,552	32.50
Rabbit - Lapin	306	147	0.48	535	214	0.40
Raccoon - Raton laveur	586	2,977	5.08	1,460	12,410	8.50
Skunk - Mouffette	25	19	0.76	29	22	0.75
Squirrel - Écureuil	124,192	63,338	0.51	90,999	36,400	0.40
Wolf - Loup	104	1,733	16.66	125	3,375	27.00
Wolverine - Carcajou	16	416	26.00	11	578	52.50
Sub-total - Sous-total	575,034	1,601,399	...	528,531	2,583,605	...
Ranch-raised - Élevage:						
Chinchilla	257	2,842	11.06	368	3,787	10.29
Fox - Renard
Mink - Vison	264,378	3,101,844	11.73	218,903	2,827,008	12.91
Sub-total - Sous-total	264,635	3,104,686	...	219,271	2,830,795	...
Total	839,669	4,706,085	...	747,802	5,414,400	...
Saskatchewan						
Wildlife - Chasse:						
Badger - Blaireau	616	3,025	4.91	669	8,278	12.37
Bear, black or brown - Ours, noir ou brun	215	4,672	21.73	613	16,124	26.30
Beaver - Castor	41,010	568,809	13.87	42,880	690,665	16.11
Coyote or prairie wolf - Coyote ou loup des prairies	3,294	25,265	7.67	9,874	136,634	13.84
Ermine (weasel) - Hermine (belette)	41,638	33,310	0.80	25,277	16,772	0.66
Fisher - Pékan	174	1,615	9.28	203	2,857	14.07
Fox - Renard:						
Cross and red - Croisé et roux	3,415	25,688	7.52	10,397	118,847	11.43
Silver - Argenté	7	109	15.56	29	468	16.13
White - Blanc	60	593	9.88	19	470	24.74
Lynx - Lynx (loup-cervier)	2,632	80,776	30.69	5,208	137,870	26.47
Marten - Martre	785	6,830	8.70	934	7,752	8.30
Mink - Vison	20,902	287,612	13.76	21,814	295,261	13.54
Muskrat - Rat musqué	279,654	248,892	0.89	172,491	212,244	1.23
Otter - Loutre	613	16,226	26.47	698	16,760	24.01
Rabbit - Lapin	37,307	18,578	0.50	47,790	23,417	0.49
Raccoon - Raton laveur	134	639	4.77	179	1,609	8.99
Skunk - Mouffette	7	10	1.43	38	21	0.56
Squirrel - Écureuil	443,555	226,213	0.51	257,326	116,104	0.45
Wildcat - Chat sauvage	13	275	21.15	49	1,472	30.04
Wolf - Loup	137	2,069	15.10	85	2,564	30.16
Wolverine - Carcajou	7	246	35.14	10	278	27.80
Sub-total - Sous-total	876,175	1,551,452	...	596,583	1,806,467	...
Ranch-raised - Élevage:						
Chinchilla	685	8,268	12.07	1,213	11,560	9.53
Fox - Renard
Mink - Vison	112,231	1,331,005	11.86	80,354	1,066,800	13.26
Nutria
Sub-total - Sous-total	112,916	1,339,273	...	81,567	1,078,360	...
Total	989,091	2,890,725	...	678,150	2,884,827	...

TABLE 2. Number and Value of Pelts Produced, by Kind and Province, Seasons 1967-68 and 1968-69 - Continued

TABLEAU 2. Nombre et valeur des peaux produites, par espèce et province, saisons 1967-68 et 1968-69 - suite

Kind - Espèces	1967-68			1968-69		
	Number - Nombre	Value - Valeur	Average value - Valeur moyenne	Number - Nombre	Value - Valeur	Average value - Valeur moyenne
		\$	\$		\$	\$
Alberta						
Wildlife - Chasse:						
Badger - Blaireau	457	3,843	8.41	265	2,711	10.23
Bear - Ours:						
Black or brown - Noir ou brun	296	6,068	20.50	608	15,054	24.76
Grizzly - Grizzlé	2	142	71.13	-	-	-
Beaver - Castor	65,712	831,912	12.66	60,078	1,011,714	16.84
Coyote or prairie wolf - Coyote ou loup des prairies	12,173	75,564	6.21	17,829	233,916	13.12
Ermine (weasel) - Hermine (belette)	40,811	35,504	0.87	19,697	14,379	0.73
Fisher - Pékan	425	4,150	9.76	487	5,980	12.28
Fox - Renard:						
Blue - Bleu	1	7	7.00	1	6	6.50
Cross and red - Croisé et roux	209	1,460	6.99	378	4,919	13.01
Silver - Argenté	4	36	9.00	12	99	8.25
White - Blanc	24	490	20.42	12	222	18.48
Lynx - Lynx (loup-cervier)	1,510	46,043	30.49	3,259	88,156	27.05
Marten - Martre	795	6,293	7.92	546	5,460	10.00
Mink - Vison	9,566	120,237	12.57	14,326	174,347	12.17
Muskrat - Rat musqué	259,720	258,386	0.99	132,870	166,088	1.25
Otter - Loutre	265	5,856	22.10	153	3,560	23.27
Rabbit - Lapin	6,376	3,189	0.50	9,526	3,048	0.32
Raccoon - Raton laveur	6	-	-	-	-	-
Skunk - Mouffette	27	21	0.78	27	10	0.36
Squirrel - Ecureuil	487,139	319,817	0.66	421,124	193,717	0.46
Wolf - Loup	271	10,255	37.84	449	13,313	29.65
Wolverine - Carcajou	36	976	27.11	58	1,581	27.25
Sub-total - Sous-total	885,825	1,730,249	...	681,705	1,938,280	...
Ranch-raised - Élevage:						
Chinchilla	3,771	38,276	10.15	4,474	46,932	10.49
Fox - Renard	4	137	34.25	6	218	36.33
Mink - Vison	205,702	2,474,746	12.03	169,932	2,374,626	13.99
Sub-total - Sous-total	209,477	2,513,159	...	174,412	2,421,776	...
Total	1,095,302	4,243,408	...	856,117	4,360,056	...
British Columbia - Colombie-Britannique						
Wildlife - Chasse:						
Badger - Blaireau	1	2	2.00	-	-	-
Bear - Ours:						
Black or Brown - Noir ou brun	210	4,305	20.50	313	6,548	20.92
Grizzly - Grizzlé	8	569	71.13	6	459	76.50
Beaver - Castor	25,928	377,252	14.55	22,046	365,964	16.60
Cougar - Cougar	23	709	30.82	-	-	-
Coyote or prairie wolf - Coyote ou loup des prairies	291	2,142	7.36	714	6,626	9.28
Ermine (weasel) - Hermine (belette)	9,969	8,972	0.90	6,713	6,982	1.04
Fisher - Pékan	750	10,815	14.42	599	8,626	14.40
Fox - Renard:						
Cross and red - Croisé et roux	264	2,097	7.94	308	3,776	12.26
Silver - Argenté	20	405	20.25	15	159	10.62
Lynx - Lynx (loup-cervier)	4,737	149,831	31.63	1,022	33,634	32.91
Marten - Martre	7,844	84,480	10.77	7,263	65,149	8.97
Mink - Vison	5,918	51,427	8.69	3,410	18,619	5.46
Muskrat - Rat musqué	33,277	26,622	0.80	25,032	28,286	1.13
Otter - Loutre	926	16,177	17.49	909	23,107	25.42
Raccoon - Raton laveur	316	1,217	3.85	513	3,232	6.30
Skunk - Mouffette	12	9	0.75	-	-	-
Squirrel - Ecureuil	94,719	53,990	0.57	114,433	59,505	0.52
Wildcat - Chat sauvage	172	3,686	21.43	171	3,894	22.77
Wolf - Loup	25	620	24.80	54	2,259	41.83
Wolverine - Carcajou	314	10,224	32.56	274	13,144	47.97
Sub-total - Sous total	185,724	805,551	...	183,795	649,969	...
Ranch-raised - Élevage:						
Chinchilla	6,580	74,091	11.26	6,493	64,216	9.89
Fox - Renard	-	-	-	-	-	-
Mink - Vison	438,025	5,191,826	11.85	348,734	4,795,320	13.75
Nutria	16	32	2.00	24	48	2.00
Sub-total - Sous-total	444,621	5,265,949	...	355,251	4,859,584	...
Total	630,345	6,071,500	...	539,046	5,509,553	...

TABLE 2. Number and Value of Pelts Produced, by Kind and Province, Seasons 1967-68 and 1968-69 - Concluded

TABLEAU 2. Nombre et valeur des peaux produites, par espèce et province, saisons 1967-68 et 1968-69 - fin

Kind - Espèces	1967-68			1968-69		
	Number - Nombre	Value - Valeur	Average Value - Valeur moyenne	Number - Nombre	Value - Valeur	Average Value - Valeur moyenne
		\$	\$		\$	\$
Northwest Territories - Territoires du Nord-Ouest						
Wildlife - Chasse:						
Bear - Ours:						
Black or brown - Noir ou brun	112	1,309	11.69	136	2,846	20.93
White - Blanc	395	53,444	135.30	370	58,182	157.25
Beaver - Castor	8,637	108,740	12.59	9,680	132,519	13.69
Coyote or prairie wolf - Coyote ou loup des prairies	7	37	5.28	12	128	10.67
Ermine (weasel) - Hermine (belette)	6,992	3,916	0.56	4,022	2,212	0.55
Fisher - Pékan	23	251	10.91	29	455	15.70
Fox - Renard:						
Blue - Bleu	37	284	7.68	30	309	10.31
Cross and red - Croisé et roux	368	2,050	5.57	688	8,105	11.78
Silver - Argenté	18	258	14.35	53	917	17.31
White - Blanc	15,901	158,851	9.99	10,121	123,577	12.21
Lynx - Lynx (loup-cervier)	1,551	30,927	19.94	3,345	93,994	28.10
Marten - Martre	12,334	121,860	9.88	11,703	107,082	9.15
Mink - Vison	5,021	80,738	16.08	6,059	107,002	17.66
Muskrat - Rat musqué	248,658	164,114	0.66	272,875	286,519	1.05
Otter - Loutre	149	2,588	17.37	153	3,557	23.25
Seal, hair - Phoque à poil	19,460	73,948	3.80	27,479	211,039	7.68
Squirrel - Écureuil	33,896	12,542	0.37	17,225	6,373	0.37
Wolf - Loup	441	9,398	21.31	467	13,394	28.68
Wolverine - Carcajou	51	1,268	24.87	57	1,557	27.31
Total	354,051	826,523	...	364,504	1,159,767	...
Yukon Territory - Territoire du Yukon						
Wildlife - Chasse:						
Bear - Ours:						
Black or brown - Noir ou brun	120	1,440	12.00
Grizzly - Grizzlé	80	5,690	71.13
White - Blanc
Beaver - Castor	1,747	23,375	13.38	2,170	28,839	13.29
Coyote or prairie wolf - Coyote ou loup des prairies	36	252	7.00	119	833	7.00
Ermine (weasel) - Hermine (belette)	907	363	0.40	662	364	0.55
Fisher - Pékan	22	220	10.00	3	30	10.00
Fox - Renard:						
Cross and red - Croisé et roux	137	1,052	7.68	123	922	7.50
Silver - Argenté	4	40	10.00	6	72	12.00
White - Blanc	33	495	15.00	33	495	15.00
Lynx - Lynx (loup-cervier)	247	7,778	31.49	334	10,341	30.96
Marten - Martre	1,334	12,553	9.41	2,126	18,815	8.85
Mink - Vison	253	2,361	9.41	286	3,524	12.32
Muskrat - Rat musqué	12,459	9,344	0.75	15,401	17,711	1.15
Otter - Loutre	34	340	10.00	43	963	22.40
Squirrel - Écureuil	39,081	16,805	0.43	32,816	16,736	0.51
Wolf - Loup	52	936	18.00	61	1,281	21.00
Wolverine - Carcajou	137	4,521	33.00	117	3,686	31.00
Total	56,683	87,585	...	54,300	104,612	...

TABLE 3. Total Value of Pelts and Percentages from Fur Farms, Seasons 1946-47 to 1968-69

TABLEAU 3. Valeur totale des peaux et pourcentage provenant des fermes à fourrure, saisons 1946-47 à 1968-69

Season - Saison	Total value ¹ - Valeur totale ¹	Percentage from fur farms - % provenant des fermes à fourrure	Season - Saison	Total value ¹ - Valeur totale ¹	Percentage from fur farms - % provenant des fermes à fourrure
	\$	%		\$	%
1946-47	26,349,997	37	1958-59	25,836,617	62
1947-48	32,232,992	37	1959-60	31,186,078	60
1948-49	22,899,882	33	1960-61	28,737,087	59
1949-50	23,184,033	34	1961-62	28,971,077	64
1950-51	31,134,400	36	1962-63	31,943,418	62
1951-52	24,215,061	42	1963-64	35,412,822	63
1952-53	23,349,680	43	1964-65	36,534,609 ¹	58 ¹
1953-54	19,287,522	49	1965-66	45,622,852 ¹	63 ¹
1954-55	30,509,515	43	1966-67	35,496,541 ¹	64 ¹
1955-56	28,051,746	56	1967-68	36,531,035 ¹	63 ¹
1956-57	25,592,130	57	1968-69	41,588,595 ¹	55 ¹
1957-58	26,335,109	60			

¹ Seals have only been included since 1965. - Phoques inclus seulement depuis 1965.

TABLE 4. Number and Value of Production of Principal Raw Furs by Kind, Seasons 1919-20 to 1968-69
 TABLEAU 4. Quantité et valeur des principales fourrures brutes produites, par espèce, saisons 1919-20 à 1968-69

Season — Saison	Mink (ranch and wild) — Vison (élevage et sauvage)			Beaver — Castor			Muskrat — Rat musqué		
	Number — Nombre	Value — Valeur	Average value — Valeur moyenne	Number — Nombre	Value — Valeur	Average value — Valeur moyenne	Number — Nombre	Value — Valeur	Average value — Valeur moyenne
		\$	\$		\$	\$		\$	\$
1919-20	126,254	1,702,232	13.42	210,888	5,336,067	25.30	2,377,424	6,030,303	2.54
1920-21	117,561	968,582	8.24	164,656	2,686,472	16.32	2,015,481	2,505,375	1.24
1921-22	205,324	1,848,856	9.00	232,134	4,266,767	18.38	3,060,526	4,707,043	1.54
1922-23	159,626	1,371,411	8.59	175,275	2,461,667	14.04	3,846,161	5,077,886	1.32
1923-24	219,641	2,113,569	9.62	169,172	2,542,992	15.03	2,985,395	3,440,363	1.15
1924-25	166,331	1,663,620	10.00	151,913	3,081,975	20.29	2,515,142	2,780,211	1.11
1925-26	156,658	2,024,866	12.93	111,707	2,208,855	19.77	1,953,545	3,014,175	1.54
1926-27	93,056	1,426,817	15.33	100,364	2,292,871	22.85	1,774,954	3,341,446	1.88
1927-28	77,872	1,274,965	16.37	74,338	1,990,709	26.78	1,963,118	2,981,366	1.52
1928-29	79,548	1,663,114	20.91	57,043	1,517,706	26.61	2,785,994	3,924,949	1.41
1929-30	81,328	1,010,198	12.42	47,775	1,025,033	21.46	2,109,232	1,781,651	0.84
1930-31	97,083	904,348	9.32	51,313	757,943	14.77	2,639,086	2,143,148	0.81
1931-32	132,773	991,234	7.47	65,276	754,837	11.56	2,632,984	1,403,993	0.53
1932-33	168,592	1,438,375	8.53	71,699	698,660	9.74	2,731,490	1,581,606	0.58
1933-34	227,053	1,822,774	8.03	59,199	476,391	8.05	2,538,565	1,863,322	0.73
1934-35	183,305	1,540,684	8.41	50,175	412,862	8.23	1,983,747	1,784,252	0.90
1935-36	154,279	1,701,577	11.03	44,600	451,070	10.11	1,630,231	2,148,605	1.32
1936-37	139,673	2,267,835	16.24	55,759	699,011	12.54	1,607,897	2,250,971	1.40
1937-38	139,740	1,400,587	10.02	54,148	568,486	10.50	1,748,239	1,320,509	0.76
1938-39	220,359	2,103,774	9.55	64,086	985,743	15.38	2,295,550	2,011,469	0.88
1939-40	348,844	3,100,502	8.89	78,659	1,429,647	18.18	3,241,089	3,829,318	1.18
1940-41	424,825	4,705,605	11.08	90,123	2,075,610	23.03	2,795,218	4,990,762	1.79
1941-42	405,324	4,059,601	10.02	106,176	2,394,182	22.55	2,408,436	4,954,504	2.06
1942-43	527,663	5,848,242	11.08	102,241	3,026,652	29.60	2,068,468	5,671,910	2.74
1943-44	365,759	7,151,809	19.55	130,779	4,841,221	37.02	2,038,868	4,654,641	2.28
1944-45	356,633	7,980,343	22.38	129,036	4,687,963	36.33	2,377,629	6,299,411	2.65
1945-46	382,306	11,127,442	29.10	153,902	7,817,490	50.80	3,420,496	11,159,502	3.26
1946-47	442,604	8,719,068	19.70	127,622	3,760,045	29.46	2,795,687	5,431,833	1.94
1947-48	654,506	11,084,584	16.94	135,629	4,382,241	32.31	3,569,157	9,518,064	2.67
1948-49	627,912	8,436,807	13.44	161,926	3,355,556	20.72	4,123,784	6,127,698	1.49
1949-50	667,687	10,877,041	16.29	157,416	3,304,923	20.99	3,138,609	5,334,160	1.70
1950-51	705,296	14,618,035	20.73	180,817	4,262,977	23.58	2,958,662	6,645,903	2.25
1951-52	705,990	12,498,962	17.70	222,932	3,323,274	14.91	3,292,110	4,675,562	1.42
1952-53	785,789	12,701,895	16.16	224,606	3,121,608	13.90	3,440,664	4,322,093	1.26
1953-54	704,017	11,278,696	16.02	242,453	2,561,786	10.57	3,362,495	3,158,653	0.94
1954-55	796,296	15,428,299	19.38	320,369	4,767,232	14.88	5,619,277	6,518,993	1.16
1955-56	878,830	17,747,636	20.19	282,036	3,412,108	12.10	4,518,731	4,313,453	0.95
1956-57	1,140,521	16,859,794	14.78	280,671	3,267,234	11.64	3,566,253	3,177,707	0.89
1957-58	1,116,288	18,345,323	16.43	341,674	3,572,054	10.45	2,931,671	2,084,773	0.71
1958-59	1,128,236	18,279,723	16.20	328,584	3,389,093	10.31	2,171,739	1,846,277	0.85
1959-60	1,223,488	21,646,613	17.69	344,766	4,732,573	13.73	1,562,617	1,303,661	0.63
1960-61	1,382,637	19,219,527	13.90	399,459	4,725,877	11.83	1,745,576	1,179,642	0.68
1961-62	1,418,460	20,429,166	14.40	386,823	4,249,632	10.99	1,524,363	1,334,229	0.88
1962-63	1,429,963	21,715,119	15.19	436,780	5,449,452	12.48	1,392,282	1,850,963	1.33
1963-64	1,521,480	24,113,472	15.85	463,837	6,181,030	13.33	1,433,057	1,962,381	1.37
1964-65	1,522,948	22,657,637	14.88	415,261	4,905,277	11.81	1,387,022	1,832,288	1.32
1965-66	1,709,735	29,505,450	17.26	372,635	5,739,147	15.40	1,830,307	3,207,389	1.75
1966-67	1,899,305	23,489,605	12.37	371,533	4,731,570	12.73	1,732,404	1,695,245	0.97
1967-68	2,060,458	23,954,165	11.62	420,437	6,328,648	15.05	1,825,896	1,661,582	0.91
1968-69	1,788,880	24,327,103	13.60	437,875	8,056,118	18.40	1,754,393	2,339,330	1.33

TABLE 4. Number and Value of Production of Principal Raw Furs by Kind, Seasons 1919-20 to 1968-69 - Continued
 TABLEAU 4. Quantité et valeur des principales fourrures brutes produites, par espèces, saisons 1919-20 à 1968-69 - suite

Season Saison	White fox - Renard blanc			Marten - Martre			Squirrel - Écureuil			Lynx - Loup-cervier		
	Number Nombre	Value Valeur	Average value Valeur moyenne	Number Nombre	Value Valeur	Average value Valeur moyenne	Number Nombre	Value Valeur	Average value Valeur moyenne	Number Nombre	Value Valeur	Average value Valeur moyenne
		\$	\$		\$	\$		\$	\$		\$	\$
1919-20	17,868	713,210	39.92	57,077	1,867,967	32.73	2,504	1,035	0.41	9,499	235,166	24.76
1920-21	21,416	741,551	34.63	47,292	1,081,871	22.88	188	80	0.43	6,509	150,300	23.09
1921-22	46,927	1,625,017	39.71	58,989	1,216,229	20.62	158	36	0.23	11,673	237,925	20.38
1922-23	77,135	3,015,348	39.09	45,579	1,045,810	22.94	-	-	-	17,317	332,061	19.18
1923-24	34,717	1,293,605	37.26	46,407	1,076,550	23.20	-	-	-	26,437	515,849	19.51
1924-25	44,316	1,502,694	33.91	41,504	798,688	19.24	114	11	0.10	29,608	620,583	20.96
1925-26	35,026	1,091,144	31.15	36,940	676,405	18.31	2,640	261	0.10	33,054	607,459	18.38
1926-27	51,262	2,237,076	43.64	42,048	1,046,819	24.90	63,294	6,586	0.10	28,706	906,477	31.58
1927-28	33,822	1,527,352	45.16	38,058	1,133,678	29.79	268,449	52,680	0.20	21,369	865,909	40.52
1928-29	18,572	993,259	53.48	34,497	1,081,350	31.35	686,612	135,351	0.20	11,604	545,703	47.03
1929-30	37,617	1,238,917	32.94	27,396	516,817	18.86	252,476	33,154	0.13	7,621	298,180	39.13
1930-31	71,877	1,669,701	23.23	25,879	408,901	15.80	248,564	24,815	0.10	7,976	206,015	25.83
1931-32	67,416	1,373,809	20.38	21,925	291,170	13.28	288,793	28,853	0.10	8,454	167,684	19.83
1932-33	33,385	682,959	20.46	23,725	319,278	13.46	316,635	22,160	0.07	11,932	208,681	17.49
1933-34	61,400	1,098,421	17.89	17,660	201,771	11.43	1,472,920	171,338	0.12	16,799	285,048	16.97
1934-35	68,366	1,043,028	15.26	22,906	318,463	13.90	1,231,290	109,757	0.09	22,014	511,410	23.23
1935-36	45,743	697,597	15.25	24,586	537,199	21.85	629,580	89,744	0.14	22,456	636,205	28.33
1936-37	22,191	304,139	13.71	24,433	642,204	26.28	2,147,114	386,743	0.18	17,539	605,526	34.52
1937-38	55,907	700,194	12.52	23,851	555,002	23.27	1,244,359	113,811	0.09	10,538	315,192	29.91
1938-39	56,396	677,581	12.01	21,843	550,263	25.19	2,296,139	245,312	0.11	8,109	299,153	36.89
1939-40	32,535	281,694	8.66	22,023	663,633	30.13	4,076,463	778,909	0.19	7,473	266,765	35.70
1940-41	48,411	889,870	18.38	22,453	849,802	37.85	1,935,837	519,889	0.27	6,684	276,343	41.34
1941-42	62,534	1,609,851	25.74	20,242	781,856	38.63	5,761,433	1,794,307	0.31	7,109	291,956	41.07
1942-43	74,190	2,104,645	28.37	15,087	595,057	39.44	2,227,161	766,319	0.34	7,606	336,783	44.28
1943-44	30,332	995,829	32.83	19,565	905,975	46.31	1,601,182	817,813	0.51	10,197	530,874	52.06
1944-45	17,969	639,425	35.58	20,014	960,563	47.99	2,610,603	1,133,155	0.43	12,329	534,911	43.39
1945-46	27,169	620,170	22.83	19,831	1,113,998	56.17	2,061,205	1,626,927	0.79	9,338	347,332	37.20
1946-47	67,314	907,920	13.49	20,661	670,412	32.45	2,911,413	1,288,751	0.44	8,151	193,132	23.69
1947-48	55,423	616,210	11.12	15,090	415,898	27.56	2,543,798	1,577,887	0.62	6,582	128,188	19.48
1948-49	33,126	295,072	8.91	13,243	208,649	15.76	4,028,703	977,837	0.24	4,110	49,551	12.06
1949-50	19,775	167,044	8.45	14,428	271,360	18.81	2,507,436	870,809	0.35	3,734	38,027	10.18
1950-51	52,566	684,272	13.02	21,109	539,065	25.54	2,935,520	1,943,103	0.66	9,662	108,919	11.27
1951-52	53,654	437,549	8.16	16,976	276,781	16.30	3,082,342	1,319,468	0.43	7,324	38,273	5.23
1952-53	40,710	360,760	8.86	16,574	193,296	11.66	2,313,455	1,037,172	0.45	13,099	72,759	5.55
1953-54	36,370	403,550	11.10	14,981	108,653	7.25	1,461,881	809,040	0.55	11,325	40,967	3.62
1954-55	81,783	931,607	11.39	17,710	168,344	9.51	2,332,093	1,286,941	0.55	14,427	86,753	6.15
1955-56	31,728	417,027	13.14	16,641	130,933	7.87	1,391,089	640,235	0.46	9,988	52,652	5.26
1956-57	28,338	461,271	16.28	13,381	80,968	6.05	1,397,499	623,051	0.45	8,748	75,200	8.60
1957-58	31,890	486,659	15.26	16,575	104,175	6.29	1,523,518	626,493	0.41	9,506	85,499	8.99
1958-59	26,539	529,886	19.97	18,047	109,788	6.08	1,262,006	499,238	0.40	14,165	198,350	14.00
1959-60	14,457	353,366	24.44	29,226	194,374	6.65	2,241,771	1,032,937	0.46	40,408	704,613	17.44
1960-61	51,995	1,013,413	19.49	39,009	205,607	5.27	2,099,046	834,126	0.40	42,016	449,900	10.71
1961-62	45,358	534,907	11.79	36,102	201,809	5.59	1,878,915	683,315	0.36	47,625	448,052	9.41
1962-63	9,880	143,648	14.54	37,432	310,046	8.28	1,338,930	653,379	0.49	51,376	684,446	13.32
1963-64	32,447	489,067	15.07	49,664	439,033	8.84	653,175	379,525	0.58	36,197	529,674	14.63
1964-65	40,831	448,112	10.97	40,948	369,191	9.02	1,503,756	882,290	0.59	24,534	408,420	16.65
1965-66	11,656	191,623	16.44	43,890	503,308	11.47	890,091	561,755	0.63	14,583	544,605	37.35
1966-67	34,126	536,052	15.70	55,042	498,537	9.05	635,058	390,056	0.61	13,038	362,103	27.71
1967-68	29,683	368,579	12.42	43,152	369,500	8.56	1,251,191	699,710	0.56	15,848	466,712	29.45
1968-69	20,231	316,894	15.66	64,803	538,570	8.31	958,710	435,367	0.45	20,677	644,296	31.16

TABLE 4. Number and Value of Production of Principal Raw Furs by Kind, Seasons 1919-20 to 1968-69 - Continued
 TABLEAU 4. Quantité et valeur des principales fourrures brutes produites, par espèce, saisons 1919-20 à 1968-69 - suite

Season Saison	Otter - Loutre			Other fox - Autre renard			Ermine or weasel Hermine ou belette			Raccoon - Raton laveur		
	Number Nombre	Value Valeur	Average value Valeur moyenne	Number Nombre	Value Valeur	Average value Valeur moyenne	Number Nombre	Value Valeur	Average value Valeur moyenne	Number Nombre	Value Valeur	Average value Valeur moyenne
		\$	\$		\$	\$		\$	\$		\$	\$
1919-20	14,591	381,226	26.13	38,386	1,886,068	49.13	479,991	601,115	1.25	30,343	199,156	6.56
1920-21	10,931	262,670	24.03	24,262	810,681	33.41	386,034	189,936	0.49	18,116	55,266	3.05
1921-22	13,689	373,153	27.26	49,131	1,509,920	30.73	450,372	248,469	0.55	35,229	129,742	3.68
1922-23	10,676	259,568	24.31	59,807	1,771,015	29.61	362,236	219,306	0.61	24,520	95,136	3.88
1923-24	12,962	397,930	30.70	92,109	2,539,242	27.57	359,334	290,812	0.81	35,456	140,118	3.95
1924-25	11,277	288,270	25.56	112,000	2,688,877	24.01	308,125	318,453	1.03	34,846	181,376	5.21
1925-26	10,644	249,285	23.42	125,476	2,817,175	22.45	482,211	640,833	1.33	32,545	207,517	6.38
1926-27	9,385	252,756	26.93	111,437	4,015,427	36.03	493,146	727,698	1.48	27,677	210,810	7.62
1927-28	10,453	318,037	30.43	92,811	4,934,317	53.17	498,118	773,786	1.55	25,781	187,763	7.28
1928-29	10,691	361,753	33.84	73,175	4,536,650	62.00	888,964	1,198,858	1.35	25,576	203,044	7.94
1929-30	12,518	344,212	27.50	70,081	3,788,630	54.06	719,909	625,328	0.87	22,776	148,540	6.52
1930-31	8,685	171,053	19.70	110,847	4,219,744	38.07	545,763	415,964	0.76	17,265	86,201	4.99
1931-32	8,276	136,765	16.53	157,052	3,851,843	24.53	827,646	516,067	0.62	19,840	81,290	4.10
1932-33	6,885	138,348	15.57	176,439	4,208,604	23.85	743,159	402,517	0.54	19,515	77,268	3.96
1933-34	8,868	155,509	17.54	215,359	5,070,036	23.54	753,916	445,754	0.59	26,072	99,678	3.82
1934-35	8,927	152,404	17.07	260,211	5,860,764	22.52	577,688	276,502	0.48	20,101	69,309	3.45
1935-36	9,749	173,858	17.83	321,354	7,606,513	23.67	661,573	403,300	0.61	20,370	78,322	3.84
1936-37	11,136	227,792	20.46	340,471	8,036,642	23.60	926,611	818,290	0.88	23,932	119,540	4.99
1937-38	10,262	176,533	17.20	356,693	6,989,904	19.60	680,752	348,213	0.51	20,366	72,892	3.58
1938-39	11,125	168,021	15.10	397,049	6,221,852	15.67	697,104	354,485	0.51	18,658	38,241	2.05
1939-40	10,917	159,786	14.64	352,852	4,914,583	13.93	977,413	553,424	0.57	19,576	54,028	2.76
1940-41	7,600	162,430	21.37	285,019	5,107,109	17.92	648,020	604,990	0.93	17,737	60,219	3.40
1941-42	10,644	168,120	15.79	297,835	5,167,088	17.35	1,135,616	1,362,262	1.20	21,834	87,431	4.00
1942-43	9,200	177,845	19.33	368,556	7,242,422	19.65	707,726	1,116,097	1.58	23,189	115,784	4.99
1943-44	12,089	290,064	23.99	379,598	8,722,367	22.98	801,544	1,742,714	2.17	33,467	178,962	5.35
1944-45	11,211	272,428	24.30	307,484	5,987,338	19.47	657,111	1,386,140	2.11	27,277	84,147	3.08
1945-46	12,337	404,188	32.76	310,640	6,501,528	20.93	672,152	1,998,477	2.97	36,092	112,299	3.11
1946-47	11,730	290,446	24.76	262,663	3,691,823	14.06	524,126	844,589	1.61	24,406	53,476	2.19
1947-48	11,974	296,410	24.75	233,971	2,690,055	11.50	528,029	1,201,271	2.27	24,214	63,062	2.60
1948-49	12,339	236,278	19.15	182,968	1,994,422	10.90	594,436	968,433	1.63	18,819	36,059	1.92
1949-50	11,555	242,465	20.98	112,758	958,676	8.50	627,531	933,626	1.49	15,906	20,922	1.32
1950-51	13,567	374,007	27.57	95,503	783,017	8.20	377,088	805,770	2.14	24,384	60,697	2.49
1951-52	13,467	284,096	21.10	76,574	568,267	7.42	353,435	542,530	1.53	29,029	54,875	1.89
1952-53	14,612	330,480	22.62	55,974	251,358	4.49	546,344	718,642	1.32	32,986	61,354	1.86
1953-54	13,773	302,560	21.97	30,996	118,649	3.83	293,309	279,870	0.95	36,910	55,429	1.50
1954-55	15,294	393,064	25.70	24,770	93,434	3.77	301,059	474,036	1.57	33,675	65,743	1.95
1955-56	14,492	387,143	26.71	30,274	59,886	1.98	379,597	512,163	1.35	36,807	81,743	2.22
1956-57	13,505	358,472	26.54	12,312	34,886	2.83	317,380	372,801	1.17	32,168	54,368	1.69
1957-58	16,238	383,719	23.63	13,958	30,058	2.15	278,681	303,039	1.09	31,276	43,532	1.39
1958-59	15,120	348,477	23.05	17,329	44,508	2.57	255,139	246,982	0.97	14,081	26,698	1.90
1959-60	15,296	384,953	25.17	19,391	75,678	3.90	276,111	268,612	0.97	25,015	53,158	2.13
1960-61	17,408	410,799	23.60	20,656	75,915	3.68	197,948	176,285	0.89	25,266	44,685	1.77
1961-62	17,202	387,371	22.52	17,886	74,449	4.16	148,714	135,288	0.91	23,534	47,363	2.01
1962-63	17,722	407,175	22.98	17,641	91,498	5.19	144,808	116,736	0.81	27,953	66,247	2.37
1963-64	19,802	547,286	27.64	20,517	96,986	4.73	124,079	99,701	0.80	25,975	49,611	1.91
1964-65	19,315	556,507	28.81	22,760	137,284	6.03	180,259	222,999	1.24	25,785	59,014	2.29
1965-66	17,944	447,901	24.96	25,896	278,421	10.75	178,672	240,356	1.35	31,568	136,994	4.34
1966-67	16,411	299,096	18.22	30,460	176,798	5.80	133,592	130,873	0.97	34,268	107,992	3.15
1967-68	15,818	322,674	20.40	20,750	163,836	7.89	141,915	119,674	0.85	27,636	109,805	3.97
1968-69	16,868	455,045	26.98	39,820	514,088	12.91	106,009	107,472	0.92	47,835	301,234	6.30

TABLE 4. Number and Value of Production of Principal Raw Furs by Kind, Seasons 1919-20 to 1968-69 - Concluded
 TABLEAU 4. Quantité et valeur des principales fourrures brutes produites, par espèce, saisons 1919-20 à 1968-69 - Fin

Season — Saison	Fisher — Pékkan			Rabbit — Lapin			Other ¹ — Autre ¹		Total ¹	
	Number — Nombre	Value — Valeur	Average value — Valeur moyenne	Number — Nombre	Value — Valeur	Average value — Valeur moyenne	Number — Nombre	Value — Valeur	Number — Nombre	Value — Valeur
		\$	\$		\$	\$		\$		\$
1919-20	10,176	859,178	84.43	15,555	6,010	0.39	209,448	1,568,272	3,600,004	21,387,005
1920-21	4,866	286,461	58.87	6,577	1,449	0.22	112,518	410,900	2,936,407	10,151,594
1921-22	5,689	424,688	74.65	1,334	200	0.15	201,615	850,822	4,366,790	17,438,867
1922-23	3,976	277,667	69.84	1,013	177	0.17	180,682	834,515	4,963,996	16,761,567
1923-24	4,158	291,355	70.07	496	100	0.20	221,279	1,001,332	4,207,593	15,643,817
1924-25	4,230	204,994	48.46	154,673	7,834	0.05	246,247	1,303,978	3,820,326	15,441,564
1925-26	5,899	219,806	37.26	427,567	25,745	0.06	291,796	1,288,718	3,686,148	15,072,244
1926-27	7,893	405,045	51.32	1,234,850	123,753	0.10	251,161	1,870,545	4,289,233	18,864,126
1927-28	8,641	495,548	57.35	226,501	25,129	0.11	262,222	2,196,938	3,601,553	18,758,177
1928-29	6,606	397,185	60.12	236,163	31,059	0.13	235,284	2,155,492	5,150,328	18,745,473
1929-30	4,274	240,700	56.32	232,622	23,334	0.10	172,819	1,083,682	3,798,444	12,158,376
1930-31	3,282	150,416	45.83	99,224	7,253	0.07	133,513	637,715	4,060,356	11,803,217
1931-32	2,739	128,202	46.81	60,675	3,663	0.06	155,440	460,071	4,449,289	10,189,481
1932-33	2,530	133,871	52.91	49,832	3,178	0.06	145,740	389,649	4,503,558	10,305,154
1933-34	3,171	169,295	53.39	466,492	35,977	0.08	208,723	454,014	6,076,197	12,349,328
1934-35	3,728	170,064	45.62	288,641	18,097	0.06	205,314	575,745	4,926,413	12,843,341
1935-36	4,624	236,287	51.10	853,277	102,393	0.12	174,291	602,213	4,596,713	15,464,883
1936-37	5,237	276,028	52.71	649,107	95,254	0.15	356,540	796,590	6,327,640	17,526,365
1937-38	3,505	140,293	40.03	218,005	22,121	0.10	179,562	472,617	4,745,927	13,196,354
1938-39	3,399	166,856	49.03	192,488	23,093	0.12	208,917	441,294	6,492,222	14,286,937
1939-40	2,886	152,166	52.73	232,814	27,938	0.12	217,151	455,955	9,620,695	16,668,348
1940-41	2,212	100,701	45.52	777,583	173,387	0.22	195,615	606,444	7,257,337	21,123,161
1941-42	3,408	164,291	48.21	9,012,329	938,568	0.10	308,104	1,085,852	19,561,024	24,859,869
1942-43	2,165	109,611	50.63	1,080,285	214,256	0.20	205,434	1,179,410	7,418,971	28,505,033
1943-44	3,319	252,937	76.21	593,156	175,044	0.30	304,385	1,887,142	6,324,240	33,147,392
1944-45	3,662	238,944	65.25	275,440	162,581	0.59	188,288	634,107	6,994,686	31,001,456
1945-46	4,150	258,344	62.25	307,655	246,671	0.80	176,143	536,173	7,593,416	43,870,541
1946-47	4,189	162,483	38.79	180,170	144,994	0.80	106,178	191,025	7,486,914	26,349,997
1947-48	2,823	102,230	36.21	124,801	57,320	0.46	46,149	99,572	7,952,146	32,232,992
1948-49	4,407	120,847	27.42	60,366	22,341	0.37	36,551	70,332	9,902,790	22,899,882
1949-50	2,710	78,456	28.95	67,951	25,901	0.38	29,995	60,623	7,377,491	23,184,033
1950-51	3,707	91,931	24.80	48,123	22,487	0.47	53,268	194,217	7,479,272	31,134,400
1951-52	5,274	121,453	23.03	42,712	8,241	0.19	29,923	65,740	7,931,742	24,215,061
1952-53	5,533	112,347	20.30	55,692	13,131	0.24	22,827	52,785	7,568,865	23,349,680
1953-54	5,794	102,157	17.63	45,770	12,224	0.27	14,653	55,288	6,274,727	19,287,522
1954-55	6,790	154,485	22.75	91,064	50,253	0.55	16,099	88,331	9,670,796	30,509,515
1955-56	6,324	139,390	22.04	117,709	66,815	0.57	13,018	90,562	7,727,264	28,051,746
1956-57	5,076	97,440	19.20	92,118	64,707	0.70	11,754	64,231	6,919,724	25,592,130
1957-58	5,720	97,704	17.08	105,102	41,527	0.40	18,220	130,554	6,440,319	26,335,109
1958-59	4,850	84,038	17.33	96,720	50,858	0.53	17,976	182,701	5,370,531	25,836,617
1959-60	6,462	117,876	18.24	175,731	109,149	0.62	24,675	208,515	5,999,414	31,186,078
1960-61	6,206	68,586	11.05	186,318	122,381	0.66	23,820	210,344	6,237,360	28,737,087
1961-62	5,863	72,670	12.39	192,991	121,459	0.63	27,293	251,367	5,771,129	28,971,077
1962-63	6,254	70,283	11.24	179,260	84,610	0.47	33,019	299,189	5,123,395	31,943,418
1963-64	8,384	92,252	11.03	143,873	53,393	0.37	40,127	379,411	4,572,594	35,412,822
1964-65	7,950	70,713	8.89	105,790	33,967	0.32	311,866	3,950,910	5,609,025	36,534,609
1965-66	8,216	125,921	15.33	51,424	25,835	0.50	406,163	5,340,193	5,507,199	45,622,852
1966-67	6,856	78,283	11.41	50,672	21,457	0.42	261,540	2,978,874	5,274,305	35,496,541
1967-68	5,535	68,676	12.41	43,992	21,964	0.50	191,287	1,875,310	6,093,598	36,531,035
1968-69	7,627	142,414	18.67	57,851	26,679	0.46	287,722	3,384,476	5,609,301	41,589,086

¹ Seals have only been included since 1965. — Phoques inclus seulement depuis 1965.

TABLE 5. Number and Value of Exports of Raw Furs, Seasons 1966-67 to 1968-69
 TABLEAU 5. Quantité et valeur des exportations de fourrures brutes, saisons 1966-67 à 1968-69

Kind - Espèces	1966-67		1967-68		1968-69	
	Number Nombre	Value Valeur	Number Nombre	Value Valeur	Number Nombre	Value Valeur
		\$		\$		\$
Undressed pelts - Peaux vertes:						
Beaver - Castor	338,093	5,315,000	390,565	6,598,000	411,171	8,238,000
Chinchilla	12,411	222,000	15,422	277,000	14,258	290,000
Ermine (weasel) - Hermine (belette)	108,237	203,000	127,398	115,000	131,896	96,000
Fisher - Pékan	4,033	53,000	4,816	74,000	6,046	158,000
Fox - Renard	56,493	953,000	90,708	1,444,000	104,175	1,757,000
Lynx - Lynx (loup cervier)	3,825	116,000	8,269	268,000	9,105	411,000
Marten - Martre	32,977	379,000	31,573	348,000	51,536	714,000
Mink - Vison:						
Ranch-raised - Élevage	1,148,196	16,080,000	1,268,685	16,731,000	1,121,719	17,133,000
Wildlife - Chasse	75,397	1,301,000	96,637	1,491,000	96,975	1,671,000
Muskrat - Rat musqué	1,190,562	1,509,000	1,513,150	1,326,000	1,282,414	1,432,000
Otter - Loutre	3,228	100,000	8,269	224,000	7,516	274,000
Rabbit - Lapin	103,428	36,000	103,883	27,000	39,202	5,000
Seal - Phoque	137,867	1,620,000	112,812	936,000	154,935	1,560,000
Squirrel - Écureuil	668,436	421,000	1,282,938	743,000	964,015	523,000
Wolf - Loup	10,815	71,000	12,557	107,000	17,809	278,000
Other, n.e.s. - Autres, n.d.a.	318,000	...	279,000	...	549,000
Value - Total - Valeur	28,697,000	...	30,988,000	...	35,089,000

TABLE 6. Number and Value of Imports¹ of Raw Furs, Seasons 1966-67 to 1968-69
 TABLEAU 6. Quantité et valeur des importations¹ de fourrures brutes, saisons 1966-67 à 1968-69

Kind - Espèces	1966-67		1967-68		1968-69	
	Number Nombre	Value Valeur	Number Nombre	Value Valeur	Number Nombre	Value Valeur
		\$		\$		\$
Undressed pelts - Peaux vertes:						
China and Jap mink - Vison chinois et japonais	240,799	276,000	238,050	278,000	163,480	228,000
Fox - Renard	83,902	1,175,000	165,552	1,506,000	228,942	2,266,000
Kolinsky	162,900	273,000	64,793	78,000	116,517	198,000
Mink - Vison	635,873	8,164,000	1,033,183	12,050,000	649,577	9,588,000
Muskrat - Rat musqué	396,471	523,000	398,150	432,000	1,003,777	1,519,000
Persian lamb - Mouton de perse	344,314	2,575,000	285,793	1,742,000	220,664	1,326,000
Rabbit - Lapin	176,085	140,000	144,108	103,000	159,435	147,000
Raccoon - Raton laveur	361,170	929,000	651,257	1,853,000	684,079	2,872,000
Other, n.e.s. - Autres, n.d.a.	1,324,000	...	2,313,000	...	3,508,000
Value - Total - Valeur	15,379,000	...	20,355,000	...	21,652,000

¹ Included in these imports of undressed pelts are re-exports valued at \$1,035,000 in 1966-67, \$588,000 in 1967-68 and \$728,000 in 1968-69 - Ces importations de peaux brutes comprennent des réexportations évaluées à \$1,035,000 en 1966-67, \$588,000 en 1967-68 et \$728,000 en 1968-69.

STATISTICS CANADA LIBRARY
BIBLIOTHÈQUE STATISTIQUE CANADA



1010716131

FUR PRODUCTION · PRODUCTION DE FOURRURES · Season - 1968 - Saison