

26-006

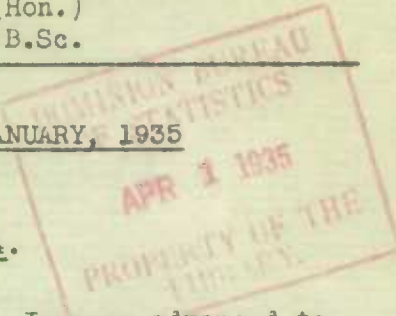
DEPARTMENT OF TRADE AND COMMERCE
DOMINION BUREAU OF STATISTICS
MINING, METALLURGICAL AND CHEMICAL BRANCH
OTTAWA - CANADA

Dominion Statistician: R. H. Coats, LL.D., F.R.S.C., F.S.S. (Hon.)
Chief - Mining, Metallurgical and Chemical Branch: W. H. Losee, B.Sc.

PETROLEUM AND NATURAL GAS PRODUCTION IN CANADA - JANUARY, 1935

and

GASOLINE SALES IN CANADA - DECEMBER, 1934.



PETROLEUM - Crude petroleum production in Canada during January advanced to 124,654 barrels from the preceding month's total of 117,113 barrels, according to a report just issued by the Dominion Bureau of Statistics at Ottawa. In January, 1934, the output totalled 124,425 barrels.

Production from Alberta wells in January amounted to 110,424 barrels, consisting of 106,173 barrels of crude naphtha and 1,967 barrels of light crude oil from the Turner Valley field, 1,633 barrels of light crude oil from the Red Coulee field and 651 barrels of heavy crude oil from the Wainwright field.

Petroleum and its products exported from Canada in January were valued at \$12,294 as compared with \$208,932 in the previous month.

Petroleum, asphalt and their products imported into Canada in January were appraised at \$2,415,169; the December importations were worth \$1,880,211. Approximately 78 per cent of the January imports were obtained from the United States, 16 per cent from Peru, 1 per cent from Venezuela and the remainder from India, Germany, Great Britain, France, Belgium, Sweden, Denmark and Switzerland. Receipts of crude petroleum during January totalled 59,948,284 gallons, made up of 44,871,048 gallons from the United States, 7,746,800 gallons from Venezuela and 7,330,436 gallons from Peru.

Table 1 - PRODUCTION OF PETROLEUM IN CANADA, BY MONTHS, 1933 - 1935.

Month	1935(a)	1934(a)	1933
	Barrels	Barrels	Barrels
January	124,654	124,425	82,792
February		116,546	73,101
March		130,046	87,241
April		118,890	84,989
May		117,693	90,686
June		109,022	114,380
July		120,772	100,445
August		114,778	101,533
September		114,242	98,273
October		122,056	107,054
November		113,228	108,323
December		117,113	113,724
TOTAL		1,418,811	1,162,541


(a) Subject to revision.

Table 2 - PRODUCTION OF PETROLEUM IN CANADA

	DECEMBER		JANUARY		TWELVE MONTHS ENDING	
	1934	1935	1934	1935	DECEMBER	1933
	Barrels	Barrels	Barrels	Barrels	Barrels	Barrels
NEW BRUNSWICK	1,025	784	1,590		11,545	8,835
ONTARIO	10,284	13,446	12,119		141,326	136,058
ALBERTA -						
Turner Valley - naphtha	101,638	106,173	105,946		1,210,766	952,885
Turner Valley - light crude	1,690	1,967	2,332		21,896	23,828
Red Coulee-Border-Keho - light crude	1,701	1,633	2,047		20,989	31,057
Wainwright - heavy crude	775	651	391		11,779	5,276
Skiff - heavy crude		510	...
TOTAL ALBERTA (a)	105,804	110,424	110,716		1,265,940	1,013,040
CANADA	117,113	124,654	124,425		1,418,811	1,162,541(b)

(a) Total well output.

(b) Includes estimate of the production in the North West Territories.



NATURAL GAS - The Canadian production of natural gas in January amounted to 3,242,964 thousand cubic feet; during December 2,414,594 thousand cubic feet were produced and in January, 1934, the output totalled 2,961,453 thousand cubic feet.

Imports of mixed gas (natural and artificial) into Canada in January were recorded at 9,700 thousand cubic feet worth \$6,267 as against 6,754 thousand cubic feet at \$4,052 in the preceding month.

Table 3 - PRODUCTION OF NATURAL GAS IN CANADA, BY MONTHS, 1933 - 1935.

Month	1935(a)	1934(a)	1933
	M cu.ft.	M cu.ft.	M cu.ft.
January	3,242,964	2,961,453	2,933,911
February		2,697,423	2,817,311
March		2,598,738	2,493,233
April		2,177,805	2,224,746
May		1,442,521	1,691,430
June		1,142,526	1,127,681
July		951,466	998,528
August		898,456	941,743
September		1,176,365	1,148,561
October		1,437,584	1,649,651
November		1,937,526	2,131,090
December		2,414,594	2,980,218
TOTAL		21,836,457	23,138,103

(a) Subject to revision.

GASOLINE - The latest available information on gasoline sales in Canada is recorded in Table 4. Imports into Canada and exports of gasoline during December, 1934, and January, 1935, are shown in Table 5.

Table 4- MONTHLY SALES OF GASOLINE IN CANADA, 1934 (a)
(In thousands of gallons)

Month	P. E. I.	N.S.	N.B.	Que- bec	Ontario	Mani- toba	Sas- kat- chewan	Al- berta	British Colum- bia	TOTAL
	January	21	650	208	3,793	13,564	989	729	1,761	
February	21	487	204	3,562	11,909	935	839	1,752	2,487	22,197
March	48	760	280	3,740	13,858	1,130	2,269	2,234	2,842	26,161
April	82	1,167	476	5,141	17,700	1,559	2,755	3,755	3,152	35,444
May	340	2,035	1,374	9,231	19,782	2,532	3,248	4,022	3,749	46,311
June	342	2,150	1,605	10,164	24,990	2,973	3,453	3,878	4,036	53,591
July	367	2,528	1,981	11,644	28,835	3,188	4,337	4,565	4,435	62,890
August	397	2,698	2,054	12,110	27,467	3,494	4,999	5,504	4,593	63,316
September ...	348	2,246	1,863	10,539	30,967	3,344	5,197	4,760	4,305	63,569
October	312	2,160	1,627	10,133	23,755	3,265	5,075	6,082	4,053	56,462
November	257	1,820	1,198	7,798	22,643	2,541	(b)	4,067	3,233	...
December	105	1,302	770	5,656	17,506	1,744	(b)	2,816	(b)	...
TOTAL FOR 1934	2,640	20,003	13,640	93,511	252,976	27,694	45,194			
TOTAL FOR 1933	2,519	18,635	12,574	87,077	228,416	24,896	31,837	40,324	38,689	484,967
MONTH OF DECEMBER, 1933	85	1,047	437	4,756	14,575	1,309	1,280	1,919	2,780	28,188

(a) Compiled in the Transportation Branch of the Dominion Bureau of Statistics.

(b) Data not available.




Table 5 - IMPORTS INTO CANADA AND EXPORTS OF GASOLINE

	JANUARY, 1935		DECEMBER, 1934	
	Gallons	\$	Gallons	\$
<u>IMPORTS -</u>				
Natural casinghead, compression or absorption gasoline lighter than .6690 specific gravity at 60° temperature. -				
From - United States	2,495,374	167,267	1,193,730	66,225
Peru	2,516,508	171,630
TOTAL	5,011,882	338,897	1,193,730	66,225
Gasoline lighter than .8235 specific gravity at 60° temperature -				
From - United States	1,073,830	91,361	1,310,717	114,256
Newfoundland	183	69
Alaska	42	9
TOTAL	1,073,830	91,361	1,310,942	114,334
<u>EXPORTS - Gasoline and naphtha</u>				
	2,789	480	793,850	84,994

STATISTICS CANADA LIBRARY
BIBLIOTHÈQUE STATISTIQUE CANADA



1010780345