

Historical File Copy

DEPARTMENT OF TRADE AND COMMERCE  
DOMINION BUREAU OF STATISTICS  
MINING, METALLURGICAL AND CHEMICAL BRANCH  
OTTAWA - CANADA

Dominion Statistician: R. H. Coats, LL.D., F.R.S.C., F.S.S. (Hon.)  
Chief - Mining, Metallurgical and Chemical Branch: W. H. Losee, B.Sc.

SILVER, LEAD AND ZINC PRODUCTION IN CANADA - NOVEMBER, 1935.

SILVER - Silver production in Canada during November reached a total of 1,614,085 ounces as compared with 1,299,849 ounces in the preceding month and 1,535,268 ounces in November, 1934, according to a report just issued by the Dominion Bureau of Statistics at Ottawa. Production during the first eleven months of 1935 totalled 14,646,742 ounces or 2.7 per cent below the output in the corresponding months of 1934.

Silver quotations on the New York market in November averaged 66.06144 cents per ounce in Canadian funds, at which price the Canadian output was worth \$1,066,268. The October average price was 66.2968 cents per ounce and the value of the month's production was \$861,758.

The Canadian exports of silver bullion advanced to 2,008,314 ounces from the October total of 1,265,102 ounces. The United States received 1,935,054 ounces of silver from Canada in November and Great Britain the remainder. A decline of 58.2 per cent was recorded in the exports of silver in ore, concentrates, etc.; the November total was 75,567 ounces as compared with 180,674 ounces in October.


Imports of silver bullion into Canada during November were valued at \$293,202; the October importations were worth \$131,400. The United States Bureau of Foreign and Domestic Commerce reports that 546,000 ounces of refined silver bullion were shipped to Canada from the United States during November as against 197,000 ounces shipped in the preceding month.

New silver production of the world was estimated at 15,473,000 ounces in November; during October the output was recorded at 16,801,000 ounces. The Mexican production declined 26.6 per cent to 3,844,000 ounces. A decline of 4.8 per cent was shown in the United States production of silver; the November total was 3,814,000 ounces and the October, 4,008,000 ounces. The Peruvian output in November was slightly below the October total and amounted to 1,577,000 ounces.

PRODUCTION OF SILVER IN CANADA

Month	1935(a)	1934	1933
	Ounces	Ounces	Ounces
January .....	1,243,545	1,486,254	1,415,196
February .....	1,018,743	1,467,187	1,342,997
March .....	1,278,930	1,043,488	1,310,841
April .....	1,013,805	1,021,799	1,380,120
May .....	1,613,002	1,511,970	1,177,257
June .....	1,504,821	1,261,732	885,427
July .....	1,162,907	1,299,227	1,188,447
August .....	1,585,144	1,808,613	1,458,234
September .....	1,311,911	1,322,132	1,258,432
October .....	1,299,849	1,302,645	1,375,504
November .....	1,614,085	1,535,268	1,299,096
December .....		1,354,967	1,096,399
TOTAL - Calendar Year .....		16,415,282	15,187,950
TOTAL - Eleven Months ending NOVEMBER ...	14,646,742	15,060,315	14,091,551

(a) Subject to revision.



IMPORTS OF SILVER INTO GREAT BRITAIN DURING NOVEMBER, 1935.

	UNREFINED		REFINED	
	Troy ounces	£	Troy ounces	£
British India .....	15,840	1,770	735,441	96,542
British Malaya .....	58,305	6,002	...	...
Australia .....	3,182	394	425,755	55,706
New Zealand .....	...	...	39,694	5,219
Canada .....	...	...	11,485	1,394
Other British countries .....	990	110	5,553,859	733,346
Soviet Union (Russia) .....	...	...	...	...
Germany .....	...	...	22,563	2,914
Netherlands .....	...	...	615,713	80,956
Belgium .....	166,053	26,000	514,906	67,727
France .....	...	...	151,493	19,997
Egypt .....	...	...	...	...
Dutch East Indies .....	30,554	2,210	...	...
Brazil .....	10,331	1,199	...	...
Argentine Republic .....	17,177	1,500	...	...
Other Foreign countries .....	12,838,949	1,509,353	1,615,507	211,616
<b>TOTAL .....</b>	<b>13,141,381</b>	<b>1,548,538</b>	<b>9,686,416</b>	<b>1,275,417</b>

WORLD PRODUCTION OF SILVER  
(000 fine ounces)

SILVER STOCKS  
(000 fine ounces)

	October 1935	November 1935		October 31st	November 30th
Mexico .....	5,237	3,844	United States (a)...	1,076	538
United States .....	4,008	3,814	Canada (a) .....	1,418	1,605
Canada .....	1,300	1,614	Shanghai .....	358,780	(b)
Peru .....	1,590	1,577	Bombay (bars) .....	36,500	(b)
Other countries .....	4,666	4,624	(a) At refineries.		
<b>TOTAL .....</b>	<b>16,801</b>	<b>15,473</b>	(b) Data not available.		
			(c) On October 12th		
			(d) ON October 19th.		

Silver stocks in the licensed vaults of the Canadian Commodity Exchange at Montreal were as follows:-


On October 31st, 1935 ..... 4,908,381 ounces  
On November 30th, 1935 ..... 3,719,975 ounces.

LEAD - The Canadian production of lead during November was recorded at 32,362,403 pounds; in October, 32,800,950 pounds were produced while in November, a year ago, 31,630,995 pounds were produced. During the eleven months ending November the output was 307,625,510 pounds as compared with 314,068,473 pounds in the corresponding period of 1934.

The average price of lead on the London market in November was 3,98608 cents per pound in Canadian funds; valued at this price the Canadian output during the month was worth \$1,289,991. The October average price was 4.04646 cents per pound and the value of the month's production was \$1,327,277.

Canada exported pig lead to a total of 23,273,500 pounds in November as against 24,932,900 pounds exported in the preceding month. Exports of lead in ore, concentrates, etc., declined to 150,300 pounds from the October total of 838,000 pounds.

Refined lead production of the world rose to 148,074 tons from the October output of 132,013 tons. This increase was due, in the main part, to advances in output in Mexico and Australia; the former country's production rose 66.7 per cent to 20,939 tons in November and the latter, 40.8 per cent to 25,519 tons. The United States output in November was off 4.3 per cent at 36,229 tons and the German total recorded a 3.0 per cent falling-off to 11,886 tons.



## PRODUCTION OF LEAD IN CANADA

Month	1935(a)	1934	1933
	Pounds	Pounds	Pounds
January .....	22,672,565	28,375,287	20,855,699
February .....	27,378,211	27,703,101	18,692,118
March .....	31,571,048	22,216,383	19,290,965
April .....	24,811,329	26,343,242	23,698,066
May .....	26,777,539	25,988,429	25,942,164
June .....	27,354,305	28,667,497	20,778,637
July .....	29,104,210	31,298,691	20,224,779
August .....	26,470,373	30,333,412	24,349,685
September .....	26,322,577	32,330,204	23,487,631
October .....	32,800,950	29,181,232	23,834,911
November .....	32,362,403	31,630,995	25,366,803
December .....		32,207,103	19,953,733
TOTAL - Calendar Year .....		346,275,576	266,475,191
TOTAL - Eleven Months ending NOVEMBER....	307,625,510	314,068,473	246,521,458

(a) Subject to revision.

## IMPORTS OF PIG LEAD INTO GREAT BRITAIN DURING OCTOBER AND NOVEMBER, 1935.


	OCTOBER		NOVEMBER	
	Pounds	£	Pounds	£
From - British India .....	6,272,000	52,157	7,952,000	57,008
Australia .....	29,845,760	242,497	45,653,440	359,438
Canada .....	9,699,200	80,047	15,588,160	125,879
Other British countries .....	62,720	396	2,240	22
United States of America .....	...	...	448,000	3,328
Other Foreign countries .....	...	...	6,720	41
TOTAL .....	45,879,680	375,097	69,650,560	545,716

**ZINC** - An advance of 4.8 per cent was recorded in the Canadian production of zinc during November; the month's output totalled 28,817,962 pounds as compared with 27,486,985 pounds in October. The November, 1934, production amounted to 27,210,960 pounds. During the eleven months ending November, 291,306,979 pounds of zinc were produced in Canada; this represented an increase of 7.5 per cent over the total for the corresponding period of 1934.

Quotations for zinc, on the London market, in November averaged 3.5983 cents per pound in Canadian funds as against 3.65335 cents per pound in the previous month. Valued at the average price for the month the Canadian output in November was worth \$1,036,956 and in October, \$1,004,196.

Customs' records show that Canada exported 22,671,800 pounds of zinc spelter in November as compared with 27,493,200 pounds exported in October. Exports of zinc in ore, concentrates, etc., from Canada in November totalled 1,564,200 pounds or 46.5 per cent below the quantity shipped from Canada in the preceding month.

A decline of 1.6 per cent was reported in the world production of zinc during November; the month's output was 123,922 tons while in October, 125,992 tons were produced. The daily output, however, was higher in November averaging 4,131 tons as against 4,064 tons in October. The United States production increased slightly in November to 37,469 tons, on the other hand, stocks declined 10,177 tons during the month and on November 30th amounted to 85,777 tons. The London Metal Exchange official warehouses on November 30th contained 1,780 tons of duty free zinc and 7,328 tons of zinc imported in bond as compared with 1,701 tons of the former and 7,473 tons of the latter on hand on October 31st.



PRODUCTION OF ZINC IN CANADA

Month	1935(a)	1934	1933
	Pounds	Pounds	Pounds
January .....	24,847,485	21,758,375	14,127,780
February .....	20,612,690	19,141,994	12,863,477
March .....	26,935,011	22,765,125	14,040,189
April .....	23,611,883	26,001,763	13,642,357
May .....	27,387,675	26,121,591	14,162,694
June .....	28,163,152	21,608,171	15,884,010
July .....	27,568,983	22,177,066	14,588,630
August .....	28,837,006	30,015,981	16,575,867
September .....	27,038,147	27,104,302	18,619,586
October .....	27,486,985	27,001,018	20,648,443
November .....	28,817,962	27,210,960	21,740,806
December .....		27,673,337	22,238,145
TOTAL - Calendar Year .....		298,579,683	199,131,984
TOTAL - Eleven months ending NOVEMBER ...	291,306,979	270,906,346	176,893,839

(a) Subject to revision.

IMPORTS OF CRUDE ZINC INTO GREAT BRITAIN DURING OCTOBER AND NOVEMBER, 1935.

	OCTOBER		NOVEMBER	
	Pounds	£	Pounds	£
From - Australia .....	1,680,000	13,897	3,024,000	23,479
Canada .....	22,207,360	166,936	16,197,440	123,306
Other British countries ...	2,900,800	21,800	2,643,200	20,556
Germany .....	22,400	163	...	...
Belgium .....	3,541,440	25,021	4,605,440	33,457
Other Foreign countries ...	367,360	2,450	1,099,840	8,369
TOTAL .....	30,719,360	230,267	27,569,920	209,167

STATISTICS CANADA LIBRARY  
BIBLIOTHÈQUE STATISTIQUE CANADA



1010672862