


26-008 Col

Historical File Copy

DEPARTMENT OF TRADE AND COMMERCE
DOMINION BUREAU OF STATISTICS
MINING, METALLURGICAL AND CHEMICAL BRANCH
OTTAWA - CANADA



Dominion Statistician: R. H. Coats, LL.D., F.R.S.C., F.S.S. (Hon.)
Chief - Mining, Metallurgical and Chemical Branch: W. H. Losee, B.Sc.

SILVER, LEAD AND ZINC PRODUCTION IN CANADA - FEBRUARY, 1935.

SILVER - Canada's silver production in February declined to 1,018,743 ounces from the January output of 1,243,545 ounces and the February, 1934, total of 1,469,244 ounces, according to a report just issued by the Dominion Bureau of Statistics at Ottawa. Production during the first two months of 1935 totalled 2,262,288 ounces as compared with 2,958,938 ounces a year ago.

Silver quotations on the New York market advanced slightly in February to 54.67298 cents per ounce, in Canadian funds; the January average price was 54.3418 cents per ounce. Computed at these prices the total value of the Canadian output in February was \$556,977 and in January, \$675,765.

Exports of silver bullion from Canada in February reached a total of 936,880 ounces made up of 660,287 ounces to the United States, 273,375 ounces to British India and 3,218 ounces to France. The silver content of ores, concentrates, etc., exported from Canada totalled 41,425 ounces in February.


Imports of silver bullion into Canada were valued at \$430,802 in February; the United States contributed 54.4 per cent of these imports and Great Britain the remainder. In January, silver to a value of \$597,839 was imported of which the United States supplied 84.4 per cent. According to the United States Bureau of Foreign and Domestic Commerce, 377,000 ounces of refined silver bullion were shipped to Canada from the United States in February as compared with 350,000 ounces in the preceding month.

The American Bureau of Metal Statistics reports that the world output of new silver in February amounted to 14,869,000 ounces. This total does not include Belgian Congo's production which averaged 321,500 ounces per month in 1934. In addition to the above amount the following quantities of silver bullion were shipped during February from former holdings: by Russia to Great Britain, 1,294,552 ounces and British India to Great Britain, 627,352 ounces. Silver in ore and base bullion imported into the United States in February totalled 2,576,000 ounces while refined silver bullion receipts were recorded at 26,156,000 ounces.

PRODUCTION OF SILVER IN CANADA

Month	1935(a)	1934(a)	1933
	Ounces	Ounces	Ounces
January	1,243,545	1,489,694	1,415,196
February	1,018,743	1,469,244	1,342,997
March		1,049,961	1,310,841
April		1,032,744	1,380,120
May		1,508,323	1,177,257
June		1,161,702	885,427
July		1,237,340	1,188,447
August		1,725,673	1,458,234
September		1,333,597	1,258,432
October		1,312,617	1,375,504
November		1,535,079	1,299,096
December		1,363,238	1,096,399
TOTAL - Calendar Year		16,219,212	15,187,950
TOTAL - Two Months ending February	2,262,288	2,958,938	2,758,193

(a) Subject to revision.



IMPORTS OF SILVER BULLION INTO GREAT BRITAIN DURING FEBRUARY, 1935.

	UNREFINED		REFINED	
	Troy ounces	£	Troy ounces	£
Union of South Africa
British India	97,214	11,321	627,352	69,680
British Malaya	5,826	590
Australia	626,616	72,013
New Zealand	50,860	5,200
Canada	428,928	46,387
Other British Countries	3,321	310	169,751	17,539
Soviet Union (Russia)	1,294,552	142,971
Germany	992,562	102,288
Netherlands	523,618	58,844
Belgium	371,741	40,825
France	603	42	2,254,659	254,557
Egypt	27,304	3,300	6,880	740
Argentine Republic	6,183	616
Other Foreign Countries	43,343	4,100	799,346	84,695
TOTAL	171,785	19,073	8,158,874	896,945

WORLD PRODUCTION OF SILVER
(000 fine ounces)

SILVER STOCKS
(000 fine ounces)

	January 1935		February 1935			January 31st		February 28th	
Mexico	6,892	(x) 5,500	United States (a) ...	1,369	1,614				
United States	2,722	3,411	Canada (a)	3,452	3,144				
Canada	1,244	1,019	Shanghai	(b) 259,200	(c) 258,160				
Peru	807	704	Indian currency	322,644	314,463				
Other countries ...	4,894	4,235	Bombay (bars)	(b) 23,000	(c) 22,000				
TOTAL	16,559	14,869							

(x) Estimated

(a) At refineries.
(b) On February 2nd.
(c) On March 2nd.

Silver stocks in the licensed vaults of the Canadian Commodity Exchange at Montreal were as follows:-


On January 31st, 1935	3,627,007 ounces
On February 28th, 1935	3,897,923 ounces

LEAD - Lead production in Canada during February amounted to 27,378,211 pounds; in January 22,672,565 pounds were produced while in February, 1934, the output was 27,651,190 pounds. The Canadian production during the two months ending February totalled 50,050,776 pounds or 10.6 per cent below the output in the corresponding period of 1934.

The average price of lead on the London market, in Canadian funds, was 2.227134 cents per pound in February; valued at this price the month's output in Canada was worth \$609,749. In January lead averaged 2.251729 cents per pound and the month's production was evaluated at \$510,525.

Customs' records show that Canada exported 2,983,800 pounds of lead in ore, etc. to Belgium during February. Pig lead exports during the month amounted to 28,022,700 pounds as compared with 24,204,600 pounds in January.

The world output of refined lead in February totalled 123,954 tons or an average of 4,427 tons per day; in January, 124,756 tons or 4,024 tons per day were produced. In the United States refined lead production from domestic ore declined 2,213 tons to 24,963 tons in February. Production from secondary and foreign supplies also declined; the total for the month was 2,435 tons. Stocks on hand at the end of February were reported at 226,799 tons, which represented a decline of 5,129 tons during the month. Australia's production advanced 6.5 per cent to 18,496 tons in February; on the other hand, Mexico's output was 16.1 per cent lower at 15,365 tons.



PRODUCTION OF LEAD IN CANADA

Month	1935(a)	1934(a)	1933
	Pounds	Pounds	Pounds
January	22,672,565	28,322,117	20,855,699
February	27,378,211	27,651,190	18,692,118
March		22,174,753	19,290,965
April		26,293,879	23,698,066
May		25,939,731	25,942,164
June		28,613,779	20,778,637
July		31,240,043	20,224,779
August		30,276,573	24,349,685
September		32,269,623	23,487,631
October		29,126,551	23,834,911
November		31,571,724	25,366,803
December		32,146,753	19,953,733
TOTAL - Calendar Year		345,626,716	266,475,191
TOTAL - Two Months ending February ..	50,050,776	55,973,307	39,547,817

(a) Subject to revision.

IMPORTS OF PIG LEAD INTO GREAT BRITAIN DURING JANUARY AND FEBRUARY, 1935.

	JANUARY		FEBRUARY	
	Pounds	£	Pounds	£
From - British India	8,568,000	41,261	8,904,000	41,688
Australia	39,708,480	188,641	41,478,080	193,260
Canada	15,131,200	71,560	15,120,000	71,950
Other British countries	3	...	2
United States	1,921,920	9,006	1,904,000	8,713
Mexico	4,144,000	19,429	2,464,000	11,276
Other Foreign countries	5
TOTAL	69,473,600	329,905	69,870,080	326,889

ZINC - Zinc production in Canada during February amounted to 20,612,690 pounds; during January 26,171,826 pounds were produced while in February, 1934, the output was 19,150,013 pounds. The Canadian production during the first two months of 1935 totalled 46,784,516 pounds or 14.3 per cent above the output in the corresponding period of 1934.

Zinc quotations on the London market in February averaged 2.576595 cents per pound in Canadian funds as compared with the preceding month's average of 2.616727 cents per pound. Valued at these prices the Canadian output in February was worth \$531,106 and in January, \$684,845.

Zinc concentrates exported from Canada in February contained 3,423,900 pounds of zinc; in the preceding month the zinc content of concentrates exported was 2,841,800 pounds. Exports of zinc spelter in February rose to 26,177,800 pounds from the January total of 25,262,700 pounds.

The world output of zinc in February declined to 110,927 tons from the January production of 120,771 tons. In the United States the February daily output was 1,181 tons as compared with 1,149 tons per day in the preceding month. Stocks in the United States recorded a decline of 1,831 tons during February to 118,075 tons.

According to the London Metal Bulletin, the British Metal Exchange official warehouses on February 28th contained 2,897 tons of duty-free zinc and 8,412 tons of zinc imported in bond; on January 31st, 3,291 tons of the former and 9,585 tons of the latter were on hand.

PRODUCTION OF ZINC IN CANADA

Month	1935(a)	1934(a)	1933
	Pounds	Pounds	Pounds
January	26,171,826	21,767,490	14,127,780
February	20,612,690	19,150,013	12,863,477
March		22,774,662	14,040,189
April		26,012,656	13,642,357
May		26,132,534	14,162,694
June		21,617,223	15,884,010
July		22,186,356	14,588,630
August		30,028,555	16,575,867
September		27,115,656	18,619,586
October		27,012,329	20,648,443
November		27,222,359	21,740,806
December		27,684,930	22,238,145
TOTAL - Calendar Year		298,704,763	199,131,984
TOTAL - Two months ending February ..	46,784,516	40,917,503	26,991,257

(a) Subject to revision.

IMPORTS OF CRUDE ZINC INTO GREAT BRITAIN DURING JANUARY AND FEBRUARY, 1935.

	JANUARY		FEBRUARY	
	Pounds	£	Pounds	£
From - Australia	3,864,000	24,244	2,968,000	17,708
Canada	21,306,880	126,699	15,659,840	92,935
Other British countries ...	3,248,000	21,085	3,752,000	23,825
Germany	248,640	1,653	145,600	818
Belgium	7,436,800	40,496	3,398,080	18,270
Other Foreign countries ...	2,219,840	11,967	1,572,480	8,884
TOTAL	38,324,160	226,144	27,496,000	162,440

STATISTICS CANADA LIBRARY
BIBLIOTHÈQUE STATISTIQUE CANADA



1010672853

Faint, illegible text and markings, possibly bleed-through from the reverse side of the page.