

CATALOGUE No.

36-002

MONTHLY

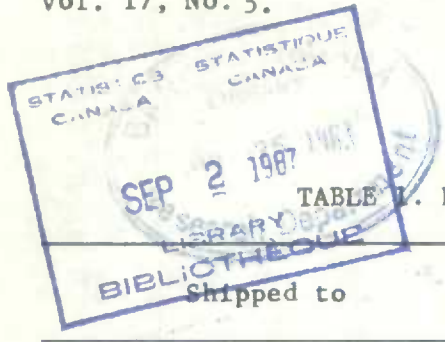
# DOMINION BUREAU OF STATISTICS

OTTAWA - CANADA

Published by Authority of the Minister of Trade and Commerce

Vol. 17, No. 5.

Price: \$1.00 per year



## RIGID INSULATING BOARD

MAY 1963

TABLE 1. Domestic Shipments of Rigid Insulating Board

	May		Five months ended May	
	1962	1963	1962	1963
square feet--1/2 inch basis				

### Building board (panels) natural or coated:

Atlantic Provinces .....	637,398	685,879	2,358,069	2,240,546
Quebec .....	1,346,816	3,533,600	13,016,801	14,722,258
Ontario .....	623,370	1,228,083	5,605,958	5,569,176
Manitoba .....	178,580	120,412	898,272	708,522
Saskatchewan .....	85,364	106,272	420,196	473,064
Alberta .....	309,618	148,176	1,132,120	1,018,640
British Columbia .....	138,272	291,060	921,594	1,030,333
<b>Totals .....</b>	<b>3,319,418</b>	<b>6,113,482</b>	<b>24,353,010</b>	<b>25,762,539</b>

### Asphalted sheathing board:

Atlantic Provinces .....	662,455	421,639	1,584,968	1,269,832
Quebec .....	1,451,714	5,639,704	23,195,413	23,604,409
Ontario .....	1,818,859	3,912,722	13,659,154	13,290,783
Manitoba .....	1,054,545	1,003,155	3,227,388	3,010,843
Saskatchewan .....	278,953	152,324	643,229	670,352
Alberta .....	614,145	131,788	1,106,574	603,304
British Columbia .....	331,802	239,291	819,872	1,100,864
<b>Totals .....</b>	<b>6,212,473</b>	<b>11,500,623</b>	<b>44,236,598</b>	<b>43,550,390</b>

July 1963  
6525-507

Industry Division




TABLE 1. Domestic Shipments of Rigid Insulating Board - Concluded

Shipped to	May		Five months ended May	
	1962	1963	1962	1963
square feet--1/2 inch basis				
<u>Roof insulation board:</u>				
Atlantic Provinces .....	609,720	591,830	2,684,550	2,876,498
Quebec .....	2,286,822	4,048,968	14,451,761	16,523,859
Ontario .....	5,122,516	7,772,522	27,766,737	24,943,513
Manitoba .....	457,496	862,272	2,290,632	2,282,924
Saskatchewan .....	426,768	350,232	895,924	1,428,848
Alberta .....	1,136,122	1,434,696	3,951,598	5,209,102
British Columbia .....	490,288	934,416	3,160,634	3,339,508
Totals .....	10,529,732	15,994,936	55,201,836	56,604,252
<u>Acoustical tile:</u>				
Atlantic Provinces .....	230,600	161,444	982,054	896,066
Quebec .....	1,400,643	1,581,942	6,951,234	7,222,389
Ontario .....	989,163	1,036,029	7,630,139	6,472,353
Manitoba .....	202,322	153,392	868,790	727,562
Saskatchewan .....	74,592	78,210	565,447	528,957
Alberta .....	142,104	225,289	822,378	1,127,838
British Columbia .....	177,039	158,814	992,096	840,414
Totals .....	3,216,463	3,395,120	18,812,138	17,815,579
<u>Other decorative board:</u>				
Atlantic Provinces .....	519,296	438,720	1,522,392	1,796,200
Quebec .....	971,648	953,520	3,233,718	4,361,739
Ontario .....	836,736	1,132,186	5,424,398	7,686,636
Manitoba .....	251,714	207,810	1,309,121	1,253,252
Saskatchewan .....	190,432	165,408	910,610	1,306,152
Alberta .....	194,188	150,544	1,279,884	1,177,920
British Columbia .....	505,728	572,928	2,488,832	2,970,263
Totals .....	3,469,742	3,621,116	16,168,955	20,552,162
<u>Other board:</u>				
Atlantic Provinces .....	23,586	-	34,717	87,769
Quebec .....	790,506	707,379	2,279,947	2,662,847
Ontario .....	875,508	677,687	2,794,376	2,538,598
Manitoba .....	33,962	29,217	95,555	169,031
Saskatchewan .....	-	4,432	-	4,432
Alberta .....	123,207	76,023	221,139	173,680
British Columbia .....	-	36,016	100,570	248,664
Totals .....	1,846,769	1,530,754	5,526,304	5,885,021




TABLE 2. Production and Total Shipments of Rigid Insulating Board (All Types)

	May		Five months ended May	
	1962	1963	1962	1963
square feet--1/2 inch basis				
<u>Rigid insulating board (all types):</u>				
Production .....	42,222,563	47,116,618	193,060,520	195,781,687
Shipped to:				
Atlantic Provinces .....	2,683,055	2,299,512	9,166,750	9,166,911
Quebec .....	8,248,149	16,465,113	63,128,874	69,097,501
Ontario .....	10,266,152	15,759,229	62,880,762	60,501,059
Manitoba .....	2,178,619	2,376,258	8,689,758	8,152,134
Saskatchewan .....	1,056,109	856,878	3,435,406	4,411,805
Alberta .....	2,519,384	2,166,516	8,513,693	9,310,484
British Columbia .....	1,643,129	2,232,525	8,483,598	9,530,049
Total domestic .....	28,594,597	42,156,031	164,298,841	170,169,943
Export .....	2,817,489	4,217,145	10,573,150	15,925,908
Total shipped .....	31,412,086	46,373,176	174,871,991	186,095,851

TABLE 3. Imports(1) of Rigid Insulating Board

	January 1963	
	lb.	\$
Building and insulating board .....	869,942	69,537

(1) Customs clearance, latest available.

STATISTICS CANADA LIBRARY  
BIBLIOTHÈQUE STATISTIQUE CANADA



1010726856