

CATALOGUE No.

36-002

MONTHLY

DOMINION BUREAU OF STATISTICS

OTTAWA - CANADA

Published by Authority of the Minister of Trade and Commerce


Vol. 17, No. 8

Price: \$1.00 per year

RIGID INSULATING BOARD

AUGUST 1963

TABLE 1. Domestic Shipments of Rigid Insulating Board



	August		Eight months ended August	
	1962	1963	1962	1963
square feet--1/2 inch basis				

Building board (panels)
natural or coated:

Atlantic Provinces	449,270	390,325	4,079,168	3,344,977
Quebec	2,315,672	2,869,649	19,475,074	23,244,040
Ontario	662,824	890,464	7,649,391	7,692,558
Manitoba	200,336	109,740	1,755,528	1,016,102
Saskatchewan	97,432	130,920	654,036	788,256
Alberta	284,052	375,898	1,968,297	1,882,006
British Columbia	260,892	206,368	1,661,594	1,692,061
Totals	4,270,478	4,973,364	37,243,088	39,660,000

Asphalted sheathing board:

Atlantic Provinces	439,586	454,202	3,236,569	2,403,413
Quebec	3,626,440	3,203,540	32,419,299	33,003,463
Ontario	2,179,337	2,685,979	20,234,695	21,047,055
Manitoba	906,386	660,201	5,653,150	5,191,800
Saskatchewan	120,316	126,157	1,047,919	1,058,448
Alberta	409,802	304,390	1,967,129	1,288,450
British Columbia	248,754	316,704	1,373,296	1,852,376
Totals	7,930,621	7,751,173	65,932,057	65,845,005

Industry Division

October 1963
6525-507




TABLE 1. Domestic Shipments of Rigid Insulating Board - Concluded

Shipped to	August		Eight months ended August	
	1962	1963	1962	1963
square feet--1/2 inch basis				
<u>Roof insulation board:</u>				
Atlantic Provinces	2,183,704	1,155,991	6,643,184	5,862,623
Quebec	5,262,714	5,393,789	28,022,271	29,461,180
Ontario	8,159,374	7,534,052	49,672,846	46,190,460
Manitoba	1,606,276	1,166,924	5,749,858	6,483,380
Saskatchewan	524,460	1,421,110	2,989,312	4,018,166
Alberta	2,388,297	1,414,520	10,488,757	9,993,876
British Columbia	1,135,168	970,318	6,583,266	6,708,832
Totals	21,259,993	19,056,704	110,149,494	108,718,517
<u>Acoustical tile:</u>				
Atlantic Provinces	197,020	171,970	1,508,883	1,335,586
Quebec	1,637,219	1,436,070	11,128,121	11,093,302
Ontario	1,023,213	1,057,897	10,812,681	8,756,136
Manitoba	145,515	26,060	1,326,011	1,215,658
Saskatchewan	218,003	220,077	957,260	1,183,641
Alberta	394,614	316,433	1,731,987	2,244,872
British Columbia	120,307	234,630	1,486,172	1,451,097
Totals	3,735,891	3,463,137	28,951,115	27,280,292
<u>Other decorative board:</u>				
Atlantic Provinces	404,672	258,144	2,484,504	2,802,472
Quebec	578,432	814,112	5,025,948	6,485,601
Ontario	727,524	850,750	7,406,252	9,656,074
Manitoba	356,519	179,671	2,134,774	1,836,586
Saskatchewan	420,164	239,344	1,689,454	1,970,328
Alberta	630,884	172,480	2,244,559	1,733,248
British Columbia	775,962	544,471	4,224,118	4,491,170
Totals	3,894,157	3,058,972	25,209,609	28,975,479
<u>Other board:</u>				
Atlantic Provinces	7,655	70,635	81,027	224,892
Quebec	817,519	903,634	4,605,205	5,278,975
Ontario	533,205	834,629	4,720,694	5,376,958
Manitoba	35,870	40,929	233,791	308,039
Saskatchewan	-	28,728	90,460	49,525
Alberta	137,855	96,008	527,220	475,698
British Columbia	43,999	82,143	155,883	460,322
Totals	1,576,103	2,056,706	10,414,280	12,174,409

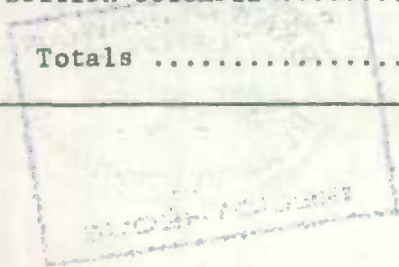


TABLE 2. Production and Total Shipments of Rigid Insulating Board (All Types)

	August		Eight months ended August	
	1962	1963	1962	1963
square feet--1/2 inch basis				
<u>Rigid insulating board (all types):</u>				
Production	42,754,515	38,165,510	308,088,951	314,698,931
Shipped to:				
Atlantic Provinces	3,681,907	2,501,267	18,033,335	15,973,963
Quebec	14,237,996	14,620,794	100,675,918	108,566,561
Ontario	13,285,477	13,853,771	100,496,559	98,719,241
Manitoba	3,250,902	2,183,525	16,853,112	16,051,565
Saskatchewan	1,380,375	2,166,336	7,428,441	9,068,364
Alberta	4,245,504	2,679,729	18,927,949	17,618,150
British Columbia	2,585,082	2,354,634	15,484,329	16,655,858
Total domestic	42,667,243	40,360,056	277,899,643	282,653,702
Export	2,950,309	4,322,474	18,936,862	28,621,339
Total shipped	45,617,552	44,682,530	296,836,505	311,275,041

TABLE 3. Imports(1) of Rigid Insulating Board

	April 1963		Four months ended April 1963	
	lb.	\$	lb.	\$
Building and Insulating Board	778,913	58,250	2,576,541	203,573

(1) Customs clearance, latest available.

STATISTICS CANADA LIBRARY
BIBLIOTHÈQUE STATISTIQUE CANADA



1010726864