


Cy
CATALOGUE No.

36-002

MONTHLY



DOMINION BUREAU OF STATISTICS

OTTAWA - CANADA

Published by Authority of the Minister of Trade and Commerce

Vol. 18, No. 12

Price: 10 cents, \$1.00 a year

LIBRARY RIGID INSULATING BOARD
BIBLIOTHÈQUE

DECEMBER 1964

TABLE 1. Domestic Shipments of Rigid Insulating Board

Shipped to	December		Twelve months ended December	
	1963	1964	1963	1964

square feet--1/2 inch basis

Building board (panels)
natural or coated:

Atlantic Provinces	391,976	642,580	5,223,813	5,304,582
Quebec	3,025,691	4,562,976	34,518,831	35,455,415
Ontario	824,057	1,328,632	11,382,124	11,332,751
Manitoba	75,504	91,828	1,527,808	1,418,057
Saskatchewan	100,720	307,544	1,153,520	1,474,416
Alberta	281,347	316,726	3,013,730	2,510,247
British Columbia	266,304	488,292	2,557,572	4,039,985
Totals	4,965,599	7,738,578	59,377,398	61,535,453

Asphalted sheathing board:

Atlantic Provinces	132,769	560,153	3,590,578	4,284,331
Quebec	5,149,249	10,712,086	50,065,354	52,634,807
Ontario	2,670,363	5,362,533	32,484,273	39,886,275
Manitoba	897,376	855,161	8,485,214	8,638,147
Saskatchewan	170,814	143,722	1,589,207	1,504,263
Alberta	244,400	411,728	2,131,377	2,839,200
British Columbia	98,340	396,422	2,561,519	4,254,059
Totals	9,363,311	18,441,805	100,907,522	114,041,082

February 1965
6522-705

Industry Division




TABLE 1. Domestic Shipments of Rigid Insulating Board - Concluded

Shipped to	December		Twelve months ended December	
	1963	1964	1963	1964
square feet--1/2 inch basis				
Roof insulation board:				
Atlantic Provinces	910,494	1,391,520	10,087,673	10,079,617
Quebec	4,470,423	8,235,450	53,612,224	58,172,426
Ontario	6,098,182	9,472,984	78,655,776	84,617,852
Manitoba	858,616	1,047,104	11,164,818	11,280,733
Saskatchewan	97,728	903,360	6,455,486	6,387,534
Alberta	826,816	1,932,864	15,712,852	16,388,291
British Columbia	835,376	1,023,812	9,343,802	11,137,991
Totals	14,097,635	24,007,094	185,032,631	198,064,444
Acoustical tile:				
Atlantic Provinces	111,704	199,672	1,944,882	1,834,130
Quebec	1,227,583	1,480,690	16,228,480	14,937,522
Ontario	1,020,084	2,093,603	13,019,114	14,924,692
Manitoba	300,107	183,173	2,025,560	1,824,557
Saskatchewan	98,080	136,080	1,724,433	1,749,584
Alberta	289,195	421,358	3,243,003	2,683,210
British Columbia	228,666	207,421	2,233,590	2,705,055
Totals	3,275,419	4,721,997	40,419,062	40,658,759
Other decorative board:				
Atlantic Provinces	273,048	483,368	4,083,456	5,148,191
Quebec	487,424	691,416	8,889,403	8,763,869
Ontario	1,001,340	2,127,036	13,511,222	18,080,721
Manitoba	376,202	230,016	3,007,978	3,262,789
Saskatchewan	267,080	470,208	2,924,016	3,522,840
Alberta	349,632	443,200	3,186,176	3,425,793
British Columbia	560,192	857,028	6,579,806	8,043,761
Totals	3,314,918	5,302,272	42,182,057	50,247,964
Other board:				
Atlantic Provinces	-	46,800	243,623	553,910
Quebec	813,703	1,085,529	8,266,997	9,135,887
Ontario	659,732	1,233,197	8,436,245	11,263,211
Manitoba	16,416	8,208	461,918	393,765
Saskatchewan	4,104	18,210	98,734	212,313
Alberta	121,382	31,321	812,299	1,190,981
British Columbia	198,453	-	888,348	814,609
Totals	1,813,790	2,423,265	19,208,164	23,564,676

TABLE 2. Production and Total Shipments of Rigid Insulating Board (All Types)


	December		Twelve months ended December	
	1963	1964	1963	1964
square feet--1/2 inch basis				
<u>Rigid insulating board (all types):</u>				
Production	38,704,013	50,561,399	471,764,680	506,996,478
Shipped to:				
Atlantic Provinces	1,819,991	3,324,093	25,174,025	27,204,761
Quebec	15,174,073	26,768,147	171,581,289	179,099,926
Ontario	12,273,758	21,617,985	157,488,754	180,105,502
Manitoba	2,524,221	2,415,490	26,673,296	26,818,048
Saskatchewan	738,526	1,979,124	13,945,396	14,850,950
Alberta	2,112,772	3,557,197	28,099,437	29,037,730
British Columbia	2,187,331	2,972,975	24,164,637	30,995,461
Total domestic	36,830,672	62,635,011	447,126,834	488,112,378
Export	2,630,232	3,843,930	43,590,970	51,904,025
Total shipped	39,460,904	66,478,941	490,717,804	540,016,403

TABLE 3. Imports(1) of Rigid Insulating Board

	August 1964		Eight months ended August 1964	
	cwt.	\$	cwt.	\$
Building and insulating board ...	8,356	93,926	75,001	736,323

(1) Customs clearance, latest available.

STATISTICS CANADA LIBRARY
BIBLIOTHÈQUE STATISTIQUE CANADA



1010726898