


D.B.S. MEMORANDUM

Dominion Bureau of Statistics, Ottawa, Canada

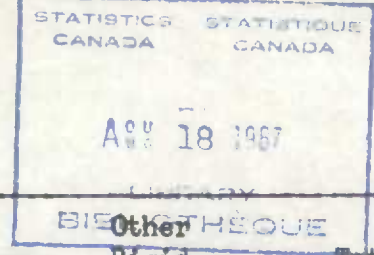



13-4430-Vol. 7 No. 1

Price \$1.00 per year, 10 cents per copy.

RIGID INSULATING BOARD INDUSTRY

January, 1953



	Building Board (Panels)	Asphalted Sheathing Board	Lath for Plaster Base	Roof Insulation Board	Other Rigid Boards	Total
	Sq. ft.	Sq. ft.	Sq. ft.	Sq. ft.	Sq. ft.	Sq. ft.
PRODUCTION						
January, 1953	21,461,222
January, 1952	21,213,505
December, 1952	19,576,926
12 months, 1952	241,439,869
DOMESTIC SHIPMENTS						
January, 1953	8,678,046	2,440,824	1,742,707	3,294,144	2,409,675	18,565,396
January, 1952	7,134,654	1,517,268	765,506	2,384,678	1,388,977	13,191,083
December, 1952	7,456,997	2,117,079	1,280,104	3,228,418	2,058,663	16,141,261
12 months, 1952	106,900,768	36,421,085	16,283,679	47,684,705	27,755,188	235,045,425

All 1952 figures have been revised by the reporting firms.

The above figures represent square feet in terms of thickness reduced to one-half inch, except one firm reporting on 7/16" basis. These are preliminary figures subject to revision on further examination of individual reports.

Since January 1948 production and domestic shipments of rigid insulating board for further manufacture into insulated siding are excluded.

Prepared in Forestry Section.

STATISTICS CANADA LIBRARY
BIBLIOTHÈQUE STATISTIQUE CANADA



1010726599

1981 10 1984

ANNUM

D.B.

Department of Statistics, Ottawa, Canada

