

★  
No. 9382.4122

Jan. - June.  
1900.



GIVEN BY

Post Printing Office.

65-PRE-DBS-4

6752.71a2

# REPORT

OF THE

## DEPARTMENT OF TRADE AND COMMERCE

### OF CANADA

FOR THE MONTH OF JANUARY

1900

RELATIVE TO IMPORTS AND EXPORTS—REVENUES AND OTHER  
TRADE STATISTICS—TARIFF CHANGES—REPORTS OF  
COMMERCIAL AGENTS AND GENERAL  
COMMERCIAL INFORMATION

OTTAWA  
GOVERNMENT PRINTING BUREAU  
1900

# REPORT


OF THE

## DEPARTMENT OF TRADE AND COMMERCE

OF CANADA


FOR THE MONTH OF JANUARY

1900




RELATIVE TO IMPORTS AND EXPORTS—REVENUES AND OTHER  
TRADE STATISTICS—TARIFF CHANGES—REPORTS OF  
COMMERCIAL AGENTS AND GENERAL  
COMMERCIAL INFORMATION

PUBLIC LIBRARY  
OF THE  
CITY OF OTTAWA  
GOVERNMENT PRINTING BUREAU  
1900







\* 9382.71 a 2  
From June 1900

NO LONGER THE PROPERTY OF  
BOSTON PUBLIC LIBRARY  
ACT 208 70 YTD

# 1.—STATISTICAL TABLES

# FINANCE.

A.—UNREVISED STATEMENT of the Revenue and Expenditure on account of the Consolidated Fund of the Dominion of Canada during the *months* of January, 1899 and 1900, and during the *seven months* ended January 31, 1899 and 1900, respectively.

	January.		Seven months ended January 31.	
	1899.	1900.	1899.	1900.
	\$ cts.	\$ cts.	\$ cts.	\$ cts.
Revenue—				
Customs.....	1,831,656 52	2,295,805 72	14,189,010 64	16,440,919 56
Excise.....	707,918 12	764,656 37	5,618,455 30	5,827,677 28
Post Office.....	304,088 18	297,645 41	1,934,073 51	1,762,645 41
Public Works (including Railways)...	219,593 46	334,288 21	2,588,576 66	3,010,263 40
Miscellaneous.....	486,846 40	671,992 77	1,333,365 44	1,809,434 90
Totals.....	3,550,102 68	4,364,388 48	25,663,481 55	28,850,940 55
Expenditure.....	6,540,687 32	6,739,531 37	21,352,624 79	22,396,053 34

## INLAND REVENUE.

B.—UNREVISED STATEMENT of Inland Revenue accrued in Canada during the *months* of January, 1899 and 1900, and during the *seven months* ended January 31, 1899 and 1900, respectively.

	January.		Seven months ended January 31.	
	1899.	1900.	1899.	1900.
	\$ cts.	\$ cts.	\$ cts.	\$ cts.
Spirits.....	357,328 81	372,916 74	2,829,397 04	2,951,027 47
Malt.....	63,213 13	73,611 86	443,933 86	490,921 35
Malt liquor. . . . .	75 00	105 00	6,625 00	6,771 40
Tobacco.....	223,202 17	252,292 91	1,882,603 07	1,925,905 93
Cigars.....	49,736 41	55,491 62	443,783 06	483,640 57
Inspection of petroleum.....	4,059 17		31,684 04	5,488 51
Manufactures in bond.....	1,707 27	763 34	22,598 08	19,171 65
Seizures . . . . .	206 18	460 45	3,858 43	3,709,33
Other receipts.....	1,202 25	4,281 79	29,218 96	26,733 43
Totals, Excise Revenue.....	700,730 39	759,923 71	5,693,701 54	5,913,369 64
Culling timber.....	307 84	149 10	6,282 35	4,694 41
Hydraulic and other rents.....	1,354 00	1,359 00	2,620 00	2,476 00
Minor public works.....	69 75	69 75	409 25	571 69
Inspection of electric light. . . . .	780 25	1,085 50	5,227 75	4,993 25
"    gas.....	1,764 00	2,109 25	9,746 75	15,972 18
"    weights and measures.....	3,555 75	4,909 40	25,642 32	28,786 72
Law stamps . . . . .	377 15	180 50	2,410 15	1,918 05
Other revenues. . . . .	239 00	121 00	2,768 00	4,702 15
Grand totals, Inland Revenue..	709,178 13	769,907 21	5,748,808 11	5,977,484 09

## CUSTOMS.

C.—UNREVISED STATEMENT of the Values of the Principal Imports (DUTIABLE) entered for Consumption in Canada and the Duties collected thereon during the *months* of January, 1899 and 1900, and during the *seven months* ended January 31, 1899 and 1900, respectively.

	January, 1899.		January, 1900.		Seven months ended January 31, 1899.		Seven months ended January 31, 1900.	
	Value.	Duty Collected.	Value.	Duty Collected.	Value.	Duty Collected.	Value.	Duty Collected.
	\$	\$ cts.	\$	\$ cts.	\$	\$ cts.	\$	\$ cts.
Ale, beer and porter.....	6,872	2,722 60	12,298	5,349 80	92,402	38,290 97	114,005	47,429 00
Animals.....	18,185	3,640 08	13,434	2,696 80	222,765	45,143 47	284,077	57,751 59
Books, pamphlets, &c.....	66,653	13,233 88	86,016	18,214 02	730,707	123,352 97	760,846	133,698 23
Brass, manufactures of.....	25,434	7,331 70	30,896	8,636 33	209,809	58,741 13	264,860	74,301 81
Breadstuffs, viz.:—								
Corn for distillation.....	4,629	974 44	8,772	1,823 82	162,693	38,630 14	126,901	26,482 79
Grain of all kinds.....	3,930	699 71	6,003	890 10	48,698	10,738 68	89,705	18,553 46
Flour.....	8,636	1,604 28	10,808	2,083 27	78,829	13,414 80	104,137	18,328 63
Meal, corn and oats.....	4,657	700 41	5,326	741 90	67,652	10,437 62	96,457	14,826 17
Rice.....	14,576	8,272 01	20,888	11,562 88	233,459	97,558 41	226,084	101,471 20
Other breadstuffs.....	16,541	3,554 87	35,647	7,032 95	140,397	29,159 27	228,218	46,077 60
Bicycles, tricycles, velocipedes, and parts of.....	67,248	19,961 42	36,419	10,926 90	203,453	60,682 30	129,235	39,281 70
Cars, railway and tram.....	19,984	5,996 80	81,789	24,536 70	78,785	23,514 72	352,637	105,693 50
Cement and manufactures of.....	1,789	404 01	5,355	1,505 36	326,321	103,128 27	324,493	93,615 70
Coal, bituminous.....	208,967	69,705 25	297,430	86,789 45	2,083,322	636,528 52	2,271,977	682,605 92
Copper, manufactures of.....	8,211	1,588 14	34,060	8,296 69	43,061	9,717 94	119,726	24,810 65
Cottons, bleached or unbleached, not dyed, nor coloured, &c.....	81,891	17,543 34	99,643	20,522 54	397,624	88,638 46	390,285	82,414 98
" bleached, dyed, coloured, &c.....	466,789	131,940 98	433,765	119,415 33	1,822,606	520,487 69	1,846,052	522,574 20
" clothing.....	32,998	10,383 25	28,035	9,107 10	212,842	65,465 05	225,863	72,565 87
" thread (not on spools), yarn, warp, &c.....	13,215	2,186 44	47,047	6,607 61	166,948	23,040 69	250,952	34,865 11
" thread, on spools.....	17,916	4,029 88	26,443	5,757 34	199,449	40,987 21	132,703	29,163 67
" all other manufactures of cotton.....	113,668	28,931 28	131,756	33,820 53	585,385	148,729 33	617,412	157,969 38
Drugs and medicines.....	118,883	26,259 62	124,481	26,859 42	960,465	215,350 56	1,008,866	218,516 48
Earthenware, stone and chinaware.....	52,791	13,045 40	60,499	15,122 49	572,014	140,289 85	584,431	151,903 66
Fancy goods and embroideries, viz.:—								
Bracelets, braids, fringes, &c.....	53,710	15,804 90	64,516	19,254 26	343,463	101,721 96	331,606	103,887 85
Laces, collars, nettings, &c.....	106,830	32,106 53	108,228	32,167 94	348,497	103,005 52	356,082	107,933 95
All other fancy goods.....	50,719	12,055 72	62,074	15,249 50	433,734	119,980 51	459,225	138,992 99
Fish and products of.....	53,588	7,046 01	65,092	9,270 09	313,977	55,694 04	408,505	69,501 43
Flax, &c., manufactures of.....	177,658	37,029 20	210,419	42,780 03	977,659	204,924 36	1,030,385	215,530 48
Fruits and nuts, dried.....	74,072	19,627 27	106,237	28,113 04	901,810	258,976 89	1,237,466	323,225 11
" green, viz., oranges and lemons.....	43,135	6,977 95	59,597	7,876 12	341,034	44,021 98	360,133	41,430 04
" all other.....	7,918	2,262 80	10,568	4,276 77	278,134	83,521 25	376,884	110,230 34

Furs, manufactures of .....	11,188	1,779 23	45,740	7,400 96	304,523	48,408 07	337,041	53,779 29
Glass, manufactures of, viz. :—								
Bottles, jars, decanters, tableware and gaslight shades..	25,427	7,663 21	35,123	10,413 20	306,942	87,970 29	327,810	97,196 37
Window glass.....	14,735	2,664 90	24,202	4,407 03	228,231	39,203 58	326,809	60,600 27
Plate glass.....	10,837	2,944 30	12,354	2,838 65	132,858	33,429 72	135,042	34,793 27
All other manufactures of .....	7,900	1,809 27	16,315	3,537 67	118,513	26,978 23	167,564	38,112 74
Gunpowder and explosive substances..	13,178	2,777 81	8,478	2,190 54	125,519	29,989 51	187,279	44,225 59
Gutta percha, manufactures of .....	33,444	9,142 79	45,003	12,362 57	235,678	64,742 88	272,906	75,778 11
Hats, caps and bonnets—beaver, silk or felt.	161,433	39,962 22	152,964	37,618 07	509,070	133,016 84	583,209	153,029 85
"                    "                    all other.....	71,302	18,383 45	72,439	18,988 50	215,884	56,489 67	190,579	50,082 28
Iron and steel and manufactures of, viz. :—								
Band, hoop, sheet and plate .....	104,881	10,438 53	176,327	11,554 16	1,164,426	87,437 42	1,993,203	149,594 25
Bar-iron and railway bars .....	61,053	16,850 60	79,118	13,488 91	342,799	95,485 85	557,958	103,574 86
Cutlery, hardware, tools and implements .....	187,052	48,484 85	236,178	61,628 83	1,701,574	427,812 51	1,914,267	488,052 36
Machines, machinery and engines, including locomotives	221,794	59,217 13	440,854	106,316 92	1,942,648	487,293 79	3,272,872	814,195 10
Pig-iron, kentledge and scraps .....	73,267	14,825 49	200,899	22,291 19	480,159	90,718 98	902,581	111,415 33
Stoves and castings .....	13,068	3,359 21	18,317	4,586 49	134,067	37,514 72	205,655	51,690 49
Tubing .....	50,789	8,593 71	55,334	7,763 97	554,378	108,087 02	651,876	100,782 25
All other manufactures of iron and steel .....	249,378	67,370 82	428,684	88,563 13	2,224,110	601,110 66	3,391,445	734,149 98
Jewellery and watches and manufactures of gold and silver..	47,527	13,051 95	78,240	22,177 50	577,798	154,226 40	679,665	187,127 62
Lead and manufactures of .....	13,255	2,587 06	10,645	2,852 82	188,986	29,119 04	203,314	34,649 11
Leather, all kinds.....	93,855	15,303 67	95,299	14,857 03	587,092	94,740 06	610,923	98,303 43
"                    boots and shoes .....	17,474	4,369 74	32,738	8,170 67	208,343	51,433 74	306,959	76,327 04
"                    all other manufactures of .....	12,266	2,941 86	33,905	5,183 32	123,088	28,923 54	173,511	37,945 82
Marble and stone and manufactures of .....	7,597	1,697 62	10,311	1,577 58	127,907	29,506 95	147,174	30,028 88
Metals and manufactures of .....	53,154	13,737 74	63,011	16,580 22	383,159	101,523 54	436,759	119,274 25
Musical instruments.....	24,112	6,618 82	30,812	8,564 70	199,834	54,052 39	222,505	63,183 43
Oil, mineral, and products of .....	70,164	45,322 20	99,753	53,151 46	478,762	306,072 29	590,298	336,998 43
"                    flaxseed or linseed, raw or boiled .....	2,932	569 65	4,036	794 09	153,820	30,116 72	180,939	34,325 97
"                    all other.....	23,919	4,371 76	29,851	5,485 00	225,455	41,901 59	219,389	43,182 99
Paints and colours .....	16,346	2,777 95	28,503	3,328 60	397,804	41,226 44	489,738	46,650 58
Paper, envelopes, &c .....	96,519	28,623 34	98,229	28,550 19	725,683	210,547 05	770,688	225,840 31
Pickles, sauces, capers, all kinds .....	5,790	1,747 04	12,943	4,542 94	102,936	30,635 31	146,123	44,087 70
Provisions, viz. : lard, meats, fresh and salt .....	84,626	27,320 93	103,377	27,448 81	811,606	257,031 38	1,025,361	272,899 78
"                    butter and cheese .....	3,020	534 59	20,533	3,061 34	27,522	4,999 33	190,646	29,827 74
Seeds and roots .....	25,573	2,543 99	36,513	3,643 88	107,225	10,775 32	114,918	11,580 41
Silk, manufactures of .....	385,074	119,639 60	372,850	113,416 20	2,247,717	628,513 14	2,272,238	671,428 66
Soap, all kinds.....	23,694	5,724 09	46,478	10,042 25	211,377	49,415 59	310,911	68,134 10
Spices, ground and unground .....	9,222	1,386 38	18,533	2,440 00	109,193	18,040 31	142,958	22,154 15
Spirits of all kinds.....	75,344	191,154 09	90,013	221,800 60	657,324	1,546,529 26	784,989	1,783,999 19
Wines, sparkling.....	10,421	2,864 09	12,605	3,224 76	114,377	31,782 72	133,366	35,480 51
"                    other than sparkling.....	17,240	11,565 20	21,185	14,376 27	176,157	107,696 14	184,643	111,153 35
Molasses .....	28,621	3,828 37	50,302	4,593 00	408,464	45,951 19	729,935	67,303 32
Sugar .....	256,564	85,903 71	563,085	183,507 86	3,109,573	1,016,541 64	4,801,988	1,497,541 27
Tobacco and cigars.....	22,656	28,799 32	38,492	50,096 18	136,473	174,238 54	240,549	289,265 86
"                    leaf .....					1,633	979 10		
Vegetables.....	7,377	1,780 08	16,502	4,493 40	141,151	32,336 31	242,674	58,693 85
Wood, manufactures of .....	52,539	11,198 15	67,860	14,146 59	401,763	90,775 52	509,371	114,062 78
Carried forward.....	4,739,750	1,461,850 68	6,458,484	1,835,345 13	37,441,095	11,189,194 85	47,390,872	13,438,136 40

	January, 1899.		January, 1900.		Seven months ended January 31, 1899.		Seven months ended January 31, 1900.	
	Value.	Duty Collected.	Value.	Duty Collected.	Value.	Duty Collected.	Value.	Duty Collected.
	\$	\$ cts.	\$	\$ cts.	\$	\$ cts.	\$	\$ cts.
Brought forward.....	4,739,750	1,461,850 68	6,458,484	1,835,345 13	37,441,095	11,189,194 85	47,390,872	13,438,136 40
Woollens, carpets, Brussels and tapestry.....	60,529	16,452 57	87,406	23,508 32	439,474	118,220 31	456,979	122,008 40
" clothing.....	35,943	10,555 36	48,822	14,689 83	637,418	188,930 64	739,314	235,204 41
" cloths, worsted, coatings, &c.....	275,744	74,435 25	391,471	105,404 00	1,697,611	456,589 26	1,743,902	473,569 99
" dress goods.....	415,805	122,173 52	392,617	115,043 24	2,178,906	604,858 01	1,970,612	578,869 23
" knitted goods.....	46,242	13,859 10	27,037	7,739 66	347,528	100,569 30	280,538	79,783 95
" shawls.....	5,036	1,199 42	2,652	632 73	53,728	12,635 47	46,676	11,767 28
" yarns.....	22,704	4,372 47	20,772	3,730 53	174,867	34,404 42	218,686	43,435 89
" all other manufactures of woollens.....	43,085	11,000 90	56,726	14,214 86	434,276	101,161 45	351,252	90,702 92
All other dutiable goods.....	696,408	171,453 36	1,061,743	261,192 03	6,460,392	1,601,466 69	8,024,246	2,003,163 88
Totals, dutiable goods.....	6,341,246	1,887,352 63	8,547,730	2,381,500 33	49,865,295	14,408,030 40	61,223,077	17,076,642 35
Coin and bullion.....	42,789		81,260		3,899,409		5,259,011	
Free goods.....	4,101,761		5,496,238		35,682,427		41,341,000	
Grand totals.....	10,485,796	1,887,352 63	14,125,228	2,381,500 33	89,447,131	14,408,030 40	107,823,088	17,076,642 35

D.—UNREVISED STATEMENT of the Values of the Principal Imports (FREE) entered for Consumption in Canada during the *months* of January, 1899 and 1900, and during the *seven months* ended January 31, 1899 and 1900, respectively.

	January.		Seven months ended January 31.	
	1899.	1900.	1899.	1900.
	\$	\$	\$	\$
Animals for improvement of stock.....	6,803	18,764	96,991	167,529
Articles for the use of the army and navy.....	13,237	71,228	187,477	316,135
Asphaltum or asphalt.....	111	875	27,873	49,585
Broom corn.....	8,635	9,286	69,459	95,636
Coal, anthracite.....	394,192	379,674	4,086,645	4,440,371
Coffee.....	40,762	53,896	202,395	268,504
Corn, Indian.....	239,952	194,890	6,081,666	5,069,752
Cotton waste.....	16,005	34,722	114,609	192,911
" raw.....	487,351	1,101,182	1,692,167	3,011,976
Dyes, chemicals, &c.....	132,896	132,120	1,317,507	1,276,399
Fish and products of.....	37,791	29,259	373,834	475,854
Fisheries, articles for, nets, seines, lines, &c.....	35,346	48,073	166,510	203,144
Fruits: bananas, olives, pineapples, &c.....	5,043	6,168	228,694	263,049
Fur skins, not dressed.....	37,879	156,315	206,853	457,361
Grease, for soap-making, &c.....	17,026	24,769	95,673	142,205
Hides and skins.....	582,412	719,540	2,061,993	2,519,372
India-rubber and gutta percha, crude.....	127,405	160,096	1,043,455	1,066,202
Jute cloth and jute yarn.....	36,019	43,344	305,502	362,402
Metals, brass and copper.....	77,561	95,699	575,443	793,023
" steel rails for railways.....	11,567	222,208	1,403,318	2,264,992
" iron and steel, all other.....	114,980	267,325	1,078,915	1,985,667
" tin and zinc.....	86,209	126,248	686,750	1,216,758
" other.....	15,008	16,799	144,221	213,602
Oils, vegetable.....	4,933	12,720	35,584	50,888
Salt.....	8,806	8,210	171,044	156,137
Settlers' effects.....	152,540	110,077	1,444,200	1,487,574
Silk, raw.....	37,841	13,760	120,430	164,277
Sisal, manilla and hemp, undressed.....	88,931	62,552	398,128	684,365
Tea.....	210,198	295,794	2,444,772	2,545,286
Tobacco leaf.....	125,550	142,254	1,029,922	977,529
Wood, cabinetmaker's, &c.....	106,946	178,807	1,316,623	1,615,559
Wool.....	148,849	196,304	741,988	850,580
All other free goods.....	692,977	563,280	5,731,786	5,956,366
Totals, free goods.....	4,101,761	5,496,238	35,682,427	41,341,000
Coin and bullion.....	42,789	81,260	3,899,409	5,259,011
Dutiable goods.....	6,341,246	8,547,730	49,865,295	61,223,077
Grand totals.....	10,485,796	14,125,228	89,447,131	107,823,088



E.—UNREVISED STATEMENT showing the Values of the Imports of Canada during the *months* of January, and the *seven months* ended January 31, 1894 to 1900.

10

IMPORTS.	MONTH OF JANUARY.						
	1894.	1895.	1896.	1897.	1898.	1899.	1900.
	\$	\$	\$	\$	\$	\$	\$
Dutiable goods.....	5,411,893	4,531,516	6,563,683	4,801,317	6,087,989	6,341,246	8,547,730
Free goods.....	3,127,678	2,145,343	2,690,279	2,637,650	3,722,307	4,101,761	5,496,238
Totals (merchandise).....	8,539,571	6,676,859	9,253,962	7,438,967	9,810,296	10,443,007	14,043,968
Coin and bullion.....	33,983	328,499	492,777	27,237	76,960	42,789	81,260
Totals, Imports.....	8,573,554	7,005,358	9,746,739	7,466,204	9,887,256	10,485,796	14,125,228
Duty collected.....	1,690,690.72	1,416,243.58	1,969,945.71	1,447,716.98	1,786,572.24	1,887,352.63	2,381,500.33

SEVEN MONTHS ENDED JANUARY 31.

Dutiable goods.....	38,257,611	32,578,221	39,099,489	36,790,988	40,438,014	49,865,295	61,223,077
Free goods.....	28,270,265	25,106,127	23,826,446	24,272,046	29,341,095	35,682,427	41,341,000
Totals (merchandise).....	66,527,876	57,684,348	62,925,935	61,063,034	69,779,109	85,547,722	102,564,077
Coin and bullion.....	2,939,740	3,893,405	3,918,830	4,505,577	2,809,490	3,899,409	5,259,011
Totals, Imports.....	69,467,616	61,577,753	66,844,765	65,568,611	72,588,599	89,447,131	107,823,088
Duty collected.....	11,889,253.68	10,117,281.55	11,946,773.11	11,131,408.69	11,932,839.51	14,408,030.40	17,076,642.35

TRADE AND COMMERCE.

F.—UNREVISED STATEMENT of the Values, by Classes, of the Exports of Canada during the *months* of January, 1899 and 1900, respectively.

	January, 1899.			January, 1900.		
	Home Produce.	Foreign Produce.	Total.	Home Produce.	Foreign Produce.	Total.
	\$	\$	\$	\$	\$	\$
Produce of the mine .....	1,240,483	5,880	1,246,363	1,078,046	4,266	1,082,312
"    fisheries.....	560,087	3,617	563,704	625,753	45	625,798
"    forest.....	500,045	.....	500,045	785,181	1,515	786,696
Animals and their produce.....	2,527,902	61,490	2,589,392	3,134,128	38,516	3,172,644
Agricultural products.....	1,645,754	106,013	1,751,767	2,244,514	310,514	2,555,028
Manufactures .....	826,220	90,377	916,597	1,075,981	65,577	1,141,558
Miscellaneous articles.....	5,593	18,077	23,670	16,195	12,927	29,122
Totals .....	7,306,084	285,454	7,591,538	8,959,798	433,360	9,393,158
Bullion .....	61,333	.....	61,333	128,491	.....	128,491
Coin.....	.....	14,381	14,381	.....	515,350	515,350
Grand totals .....	7,367,417	299,835	7,667,252	9,088,289	948,710	10,036,999

G.—UNREVISED STATEMENT of the Values, by Classes, of the Exports of Canada during the *seven months* ended January 31, 1899 and 1900, respectively.

	Seven months ended January 31, 1899.			Seven months ended January 31, 1900.		
	Home Produce.	Foreign Produce.	Total.	Home Produce.	Foreign Produce.	Total.
	\$	\$	\$	\$		\$
Produce of the mine .....	8,294,237	132,217	8,426,454	7,713,471	142,096	7,855,567
"    fisheries.....	6,786,931	13,589	6,800,520	7,761,290	48,946	7,810,236
"    forest.....	19,612,402	79,550	19,691,952	21,764,120	269,447	22,033,567
Animals and their produce.....	33,649,222	847,292	34,496,514	40,323,997	860,278	41,184,275
Agricultural products.....	15,704,697	12,032,089	27,736,786	16,681,495	9,820,282	26,501,777
Manufactures .....	6,254,875	553,582	6,808,457	7,544,436	801,130	8,345,566
Miscellaneous articles .....	116,986	175,899	292,885	232,567	224,019	456,586
Totals .....	90,419,350	13,834,218	104,253,568	102,021,376	12,166,198	114,187,574
Bullion .....	687,335	.....	687,335	979,756	.....	979,756
Coin.....	.....	1,629,332	1,629,332	.....	4,663,424	4,663,424
Grand totals .....	91,106,685	15,463,550	106,570,235	103,001,132	16,829,622	119,830,754

H.—UNREVISED STATEMENT, by Classes, showing the Values of the Export Trade (Home Produce) of Canada during the *months* of January and the *seven months* ended January 31, 1894 to 1900.

HOME PRODUCE.	MONTH OF JANUARY.						
	1894.	1895.	1896.	1897.	1898.	1899.	1900.
<i>Classes.</i>	\$	\$	\$	\$	\$	\$	\$
Produce of the mine . . . . .	269,526	668,147	590,260	1,145,172	1,621,159	1,240,483	1,078,046
"    fisheries . . . . .	817,185	513,315	850,259	406,464	522,702	560,087	625,753
"    forest . . . . .	528,416	552,025	727,873	588,288	440,184	500,045	785,181
Animals and their produce.	1,114,903	1,318,924	1,571,145	2,478,713	2,526,613	2,527,902	3,134,128
Agricultural products . . . . .	1,091,185	773,008	766,367	939,105	3,533,440	1,645,754	2,244,514
Manufactures . . . . .	465,460	419,909	697,640	531,641	855,903	826,220	1,075,981
Miscellaneous articles . . . . .	4,088	8,244	6,928	8,429	12,721	5,593	16,195
Totals (mdse) . . . . .	4,290,763	4,253,572	5,210,472	6,097,812	9,512,722	7,306,084	8,959,798
Bullion . . . . .	23,055	11,570	11,296	14,070	70,817	61,333	128,491
Totals, Exports (H. P.)	4,313,818	4,265,142	5,221,768	6,111,882	9,583,539	7,367,417	9,088,289

## SEVEN MONTHS ENDED JANUARY 31.

Produce of the mine . . . . .	3,199,501	3,800,271	4,354,190	6,291,238	9,145,334	8,294,237	7,713,471
"    fisheries . . . . .	8,540,627	7,975,547	7,859,259	7,473,112	7,525,715	6,786,931	7,761,290
"    forest . . . . .	17,940,247	16,422,473	17,693,384	19,211,349	19,760,429	19,612,402	21,764,120
Animals and their produce.	23,843,859	25,925,071	28,013,270	27,710,326	33,593,959	33,649,222	40,323,997
Agricultural products . . . . .	13,590,770	12,969,303	9,593,760	9,899,648	23,077,821	15,704,697	16,681,495
Manufactures . . . . .	4,612,978	4,340,396	5,459,728	5,315,140	6,104,053	6,254,875	7,544,436
Miscellaneous articles . . . . .	103,220	89,134	122,424	108,494	84,506	116,986	232,567
Totals (mdse) . . . . .	71,831,202	71,522,195	73,096,015	76,009,307	99,291,817	90,419,350	102,021,376
Bullion . . . . .	187,829	190,116	114,397	262,932	651,563	687,335	979,756
Totals, Exports (H. P.)	72,019,031	71,712,311	73,210,412	76,272,209	99,943,380	91,106,685	103,001,132

I.—UNREVISED STATEMENT, by Classes, showing the Values of the Exports (Foreign Produce) of Canada, during the *months* of January and the *seven months* ended January 31, 1894 to 1900.

FOREIGN PRODUCE.	MONTH OF JANUARY.						
	1894.	1895.	1896.	1897.	1898.	1899.	1900.
<i>Classes.</i>	\$	\$	\$	\$	\$	\$	\$
Produce of the mine. ....	5,111	4,770	18,304	7,814	3,079	5,880	4,266
"    fisheries. ....	46,695	17,403	9,857	32,914	6,378	3,617	45
"    forest. ....	2,154	912	.....	1,801	74	.....	1,515
Animals and their produce .	99,323	28,153	60,600	77,598	112,825	61,490	38,516
Agricultural products. ....	36,112	9,492	15,995	179,845	59,920	106,013	310,514
Manufactures . ....	45,355	33,672	42,746	47,425	57,344	90,377	65,577
Miscellaneous articles . ....	7,426	7,723	4,003	8,200	12,185	18,077	12,927
Totals (Mdse.).....	242,176	102,125	151,505	355,597	251,805	285,454	433,360
Coin . ....	101,599	317,149	2,653,361	36,116	778,875	14,381	515,350
Totals, Exports (F.P.)..	343,775	419,274	2,804,866	391,713	1,030,680	299,835	948,710

## SEVEN MONTHS ENDED JANUARY 31.

Produce of the mine. ....	193,792	164,451	169,772	175,776	135,710	132,217	142,096
"    fisheries. ....	250,238	136,564	68,596	197,124	102,634	13,539	48,946
"    forest. ....	83,191	196,587	140,481	140,818	447,590	79,550	269,447
Animals and their produce..	838,922	908,223	561,418	796,150	1,513,197	847,292	860,278
Agricultural products . ....	7,374,793	1,859,692	2,574,409	5,466,889	7,286,762	12,032,089	9,820,282
Manufactures . ....	408,472	727,314	504,995	396,550	545,450	553,582	801,130
Miscellaneous articles . ....	147,121	164,894	319,155	156,859	114,708	175,899	224,019
Totals(mdse.).....	9,296,529	4,157,725	4,338,826	7,830,166	10,146,051	13,834,218	12,166,198
Coin. ....	946,423	1,413,512	2,894,240	2,999,724	1,185,402	1,629,332	4,663,424
Totals, Exports (F.P.)..	10,242,952	5,571,237	7,233,066	10,829,890	11,331,453	15,463,550	16,829,622

J.—UNREVISED STATEMENT, by Classes, showing the Values of the Exports (Totals) of Canada during the *months* of January and the *seven months* ended January 31, 1894 to 1900.

TOTAL EXPORTS.	MONTH OF JANUARY.						
	1894.	1895.	1896.	1897.	1898.	1899.	1900.
<i>Classes.</i>	\$	\$	\$	\$	\$	\$	\$
Produce of the mine.....	274,637	672,917	608,564	1,152,986	1,624,238	1,246,363	1,082,312
"    fisheries.....	863,880	530,718	860,116	439,378	529,080	563,704	625,798
"    forest.....	530,570	552,937	727,873	590,089	440,258	500,045	786,696
Animals and their produce..	1,214,226	1,347,077	1,631,745	2,556,311	2,639,438	2,589,392	3,172,644
Agricultural products.....	1,127,297	782,500	782,362	1,118,950	3,593,360	1,751,767	2,555,028
Manufactures.....	510,815	453,581	740,386	579,066	913,247	916,597	1,141,558
Miscellaneous articles.....	11,514	15,967	10,931	16,629	24,906	23,670	29,122
Totals (Mdse).....	4,532,939	4,355,697	5,361,977	6,453,409	9,764,527	7,591,538	9,393,158
Bullion.....	23,055	11,570	11,296	14,070	70,817	61,333	128,491
Coin.....	101,599	317,149	2,653,361	36,116	778,875	14,381	515,350
Total Exports.....	4,657,593	4,684,416	8,026,634	6,503,595	10,614,219	7,667,252	10,036,999

## SEVEN MONTHS ENDED JANUARY 31.

Produce of the mine.....	3,393,293	3,964,722	4,523,962	6,467,014	9,281,044	8,426,454	7,855,567
"    fisheries.....	8,790,865	8,112,111	7,927,855	7,670,236	7,628,349	6,800,520	7,810,236
"    forest.....	18,023,438	16,619,060	17,833,865	19,352,167	20,208,019	19,691,952	22,033,567
Animals and their produce..	24,682,781	26,833,294	28,574,688	28,506,476	35,107,156	34,496,514	41,184,275
Agricultural products.....	20,965,563	14,828,995	12,168,169	15,366,537	30,364,583	27,736,786	26,501,777
Manufactures.....	5,021,450	5,067,710	5,964,723	5,711,690	6,649,503	6,808,457	8,345,566
Miscellaneous articles.....	250,341	254,028	441,579	265,353	199,214	292,885	456,586
Totals (Mdse).....	81,127,731	75,679,920	77,434,841	83,339,473	109,437,868	104,253,568	114,187,574
Bullion.....	187,829	190,116	114,397	262,902	651,563	687,335	979,756
Coin.....	946,423	1,413,512	2,894,240	2,999,724	1,185,402	1,629,332	4,663,424
Total Exports.....	82,261,983	77,283,548	80,443,478	86,602,099	111,274,833	106,570,235	119,830,754

**K.—UNREVISED STATEMENT** showing the Values of the Trade of Canada during the months of January and the seven months ended January 31, 1894 to 1900.

Recapitulation.	MONTH OF JANUARY.						
	1894.	1895.	1896.	1897.	1898.	1899.	1900.
	\$	\$	\$	\$	\$	\$	\$
Merchandise—							
Imports .....	8,539,571	6,676,859	9,253,962	7,438,967	9,810,296	10,443,007	14,043,968
Exports .....	4,532,939	4,355,697	5,361,977	6,453,409	9,764,527	7,591,538	9,393,158
Total Trade .....	13,072,510	11,032,556	14,615,939	13,892,376	19,574,823	18,034,545	23,437,126
Coin and bullion—							
Imports .....	33,983	328,499	492,777	27,237	76,960	42,789	81,260
Exports .....	124,654	328,719	2,664,657	50,186	849,692	75,714	643,841
Total Trade .....	158,637	657,218	3,157,434	77,423	926,652	118,503	725,101
Totals—							
Imports .....	8,573,554	7,005,358	9,746,739	7,466,204	9,887,256	10,485,796	14,125,228
Exports .....	4,657,593	4,684,416	8,026,634	6,503,595	10,614,219	7,667,252	10,036,999
Totals, Aggregate Trade.	13,231,147	11,689,774	17,773,373	13,969,799	20,501,475	18,153,048	24,162,227
Duty collected .....	1,690,691	1,416,244	1,969,946	1,447,717	1,786,572	1,887,353	2,381,500

## SEVEN MONTHS ENDED JANUARY 31.

Merchandise—							
Imports .....	66,527,876	57,684,348	62,925,935	61,063,034	69,779,109	85,547,722	102,564,077
Exports .....	81,127,731	75,679,920	77,434,841	83,339,473	109,437,868	104,253,568	114,187,574
Total Trade .....	147,655,607	133,364,268	140,360,776	144,402,507	179,216,977	189,801,290	216,751,651
Coin and bullion—							
Imports .....	2,939,740	3,893,405	3,918,830	4,505,577	2,809,490	3,899,409	5,259,011
Exports .....	1,134,252	1,603,628	3,008,637	3,262,626	1,836,965	2,316,667	5,643,180
Total Trade .....	4,073,992	5,497,033	6,927,467	7,768,203	4,646,455	6,216,076	10,902,191
Totals—							
Imports .....	69,467,616	61,577,753	66,844,765	65,568,611	72,588,599	89,447,131	107,823,088
Exports .....	82,261,983	77,283,548	80,443,478	86,602,099	111,274,833	106,570,235	119,830,754
Totals, Aggregate Trade.	151,729,599	138,861,301	147,288,243	152,170,710	183,863,432	196,017,366	227,653,842
Duty collected .....	11,889,254	10,117,282	11,946,773	11,131,409	11,932,840	14,408,030	17,076,642

L.—SUMMARY STATEMENT (Unrevised) of the Revenue and Expenditure on account of the Consolidated Fund of Canada, during each *month* of the Fiscal Year ended June 30, 1899, and same for *first seven months* of Fiscal Year ending June 30, 1900.

Month ended	FISCAL YEAR 1898-99.		FISCAL YEAR 1899-1900.	
	Consolidated Fund of Canada.		Consolidated Fund of Canada.	
	Revenue.	Expenditure.	Revenue.	Expenditure.
	\$ cts.	\$ cts.	\$ cts.	\$ cts.
July 31.....	3,639,619 24	2,491,128 96	3,228,532 68	2,353,786 44
August 31.....	3,673,617 80	1,541,311 34	4,173,660 04	1,614,955 61
September 30.....	4,128,662 95	1,752,141 06	4,262,636 46	2,190,590 81
Totals.....	11,441,899 99	5,784,581 36	11,664,829 18	6,159,332 86
October 31.....	3,355,797 56	2,735,569 60	4,335,652 14	3,019,030 98
November 30.....	3,614,243 69	3,872,477 02	4,198,892 25	3,839,457 89
December 31.....	3,701,437 63	2,419,309 49	4,287,178 50	2,638,700 24
Totals.....	10,671,478 88	9,027,356 11	12,821,722 89	9,497,189 11
January 31.....	3,550,102 68	6,540,687 32	4,364,388 48	6,739,531 37
February 28.....	3,620,163 70	2,244,509 99		
March 31.....	3,775,195 76	1,523,783 16		
Totals.....	10,945,462 14	10,308,980 41		
April 30.....	4,173,859 45	2,852,929 16		
May 31.....	3,974,158 75	3,480,104 41		
June 30.....	3,491,296 18	2,244,640 81		
Totals.....	11,639,314 38	8,577,674 45		
Grand totals.....	44,698,155 39	33,698,592 33		

M.—SUMMARY STATEMENT (Unrevised) of Inland Revenue of Canada, accrued during each *month* of the Fiscal Year ended June 30, 1899, and same for *first seven months* of the Fiscal Year ending June 30, 1900.

FISCAL YEAR 1898-99.				FISCAL YEAR 1899-1900.			
Month ended	—	Month ended	—	Month ended	—	Month ended	—
	\$ cts.		\$ cts.		\$ cts.		\$ cts.
July 31..	727,929 31	Jan. 31..	709,178 13	July 31..	735,907 25	Jan. 31..	769,907 21
Aug. 31..	811,759 19	Feb. 28..	738,546 88	Aug. 31..	778,682 53	Feb. 28..	
Sept. 30..	819,290 95	Mar. 31..	751,646 23	Sept. 30..	890,023 56	Mar. 31..	
Totals..	2,358,975 45	Totals..	2,199,371 24	Totals..	2,404,613 34	Totals..	
Oct. 31..	892,131 87	April 30..	860,263 95	Oct. 31..	941,449 48	April 30..	
Nov. 30..	875,239 08	May 31..	867,552 23	Nov. 30..	929,494 70	May 31..	
Dec. 31..	913,279 58	June 30..	786,742 73	Dec. 31..	932,019 36	June 30..	
Totals..	2,680,650 53	Totals..	2,514,558 91	Totals..	2,802,963 54	Totals..	
Grand totals, Inland Revenue...			9,753,560 13	Grand totals, Inland Revenue....			



N.—SUMMARY STATEMENT (Unrevised) of the Value of the Imports into Canada (DUTIABLE AND FREE), with the Duties collected thereon and the Exports from Canada during each month of the Fiscal Year ended June 30, 1899, and same for first seven months of the Fiscal Year ending June 30, 1900, respectively. (Coin and Bullion included.)

Month ended	FISCAL YEAR 1898-99.						FISCAL YEAR 1899-1900.					
	Imports.			Exports.	Total Imports and Exports.	Duty Collected.	Imports.			Exports.	Total Imports and Exports.	Duty Collected.
	Dutiable.	Free.	Total.				Dutiable.	Free.	Total.			
	\$	\$	\$	\$	\$	\$ cts.	\$	\$	\$	\$	\$	\$ cts.
July 31....	10,520,658	6,562,608	17,083,266	14,587,860	31,671,126	2,767,074 71	7,767,338	6,691,647	14,458,985	13,681,232	28,140,217	2,136,296 92
Aug. 31....	7,210,547	6,880,212	14,090,759	14,267,113	28,357,872	2,047,265 06	9,923,991	7,395,988	17,319,979	20,157,697	37,477,676	2,736,585 13
Sept. 30....	6,817,342	6,198,803	13,016,145	14,610,112	27,626,257	1,970,604 72	8,784,725	7,155,144	15,939,869	17,089,535	33,029,404	2,501,081 65
Totals..	24,548,547	19,641,623	44,190,170	43,465,085	87,655,255	6,784,944 49	26,476,054	21,242,779	47,718,833	50,928,464	98,647,297	7,373,963 70
Oct. 31...	6,426,294	5,303,602	11,729,896	19,989,862	31,719,758	1,910,977 96	8,777,730	5,780,236	14,557,966	18,737,012	33,294,978	2,401,264 16
Nov. 30....	6,392,224	6,458,391	12,850,615	18,041,206	30,891,821	1,898,267 87	8,755,719	7,922,428	16,678,147	19,451,422	36,129,569	2,456,042 07
Dec 31....	6,156,984	4,033,670	10,190,654	17,406,830	27,597,484	1,926,487 45	8,665,844	6,077,070	14,742,914	20,676,857	35,419,771	2,463,872 09
Totals..	18,975,502	15,795,663	34,771,165	55,437,898	90,209,063	5,735,733 28	26,199,293	19,779,734	45,979,027	58,865,291	104,844,318	7,321,178 32
Jan. 31 ...	6,341,246	4,144,550	10,485,796	7,667,252	18,153,048	1,887,352 63	8,547,730	5,577,498	14,125,228	10,036,999	24,162,227	2,381,500 33
Feb. 28....	6,825,126	4,105,485	10,930,611	8,122,665	19,053,276	2,019,098 17	.....	.....	.....	.....	.....	.....
Mar. 31....	8,082,176	4,330,088	12,412,264	8,179,447	20,591,711	2,324,579 48	.....	.....	.....	.....	.....	.....
Totals..	21,248,548	12,580,123	33,828,671	23,969,364	57,798,035	6,231,030 28	.....	.....	.....	.....	.....	.....
April 30....	8,032,734	4,419,383	12,452,117	6,942,902	19,395,019	2,320,419 02	.....	.....	.....	.....	.....	.....
May 31....	7,359,103	5,667,590	13,026,693	9,203,017	22,229,710	2,028,311 66	.....	.....	.....	.....	.....	.....
June 30....	7,371,651	6,380,591	13,752,242	15,065,384	28,817,626	2,057,492 04	.....	.....	.....	.....	.....	.....
Totals..	22,763,488	16,467,564	39,231,052	31,211,303	70,442,355	6,406,222 72	.....	.....	.....	.....	.....	.....
Grand totals.	87,536,085	64,484,973	152,021,058	154,083,650	306,104,708	25,157,930 77	.....	.....	.....	.....	.....	.....

# GREAT BRITAIN.

O.—COMPARATIVE STATEMENT (Unrevised) of the Quantities and Values of the Principal Articles of Merchandise Imported into Great Britain from Canada during the *months* of January and the *seven months* ended January 31, of the Fiscal Years ended June 30, 1898, 1899 and 1900, respectively. (*From English Returns.*)

ARTICLES.	QUANTITIES.						VALUES.					
	Month of January.			Seven months ended January 31.			Month of January.			Seven months ended January 31.		
	1898.	1899.	1900.	1898.	1899.	1900.	1898.	1899.	1900.	1898.	1899.	1900.
							\$	\$	\$	\$	\$	\$
Animals, living—												
Cattle..... No.	1,059	1,080	2,931	92,703	79,438	68,123	126,650	82,772	243,596	7,304,183	5,834,844	5,635,140
Sheep and lambs..... "	50	2,015	1,386	57,316	38,326	55,888	365	14,683	10,117	418,378	283,035	428,717
Horses..... "	53	86	52	7,755	3,652	3,689	5,986	11,874	4,526	947,179	496,328	483,749
Grain—												
Indian corn..... Cwt.	61,102	136,400	4,300	3,494,902	5,846,000	3,684,800	52,356	143,776	4,224	3,026,465	5,416,957	3,626,687
Wheat..... "	97,600	83,200	378,500	3,900,000	3,922,500	3,972,400	192,997	139,887	625,731	7,607,270	6,928,158	6,609,013
Wheat flour..... "	32,600	44,100	95,400	1,166,690	1,607,900	2,107,320	92,715	95,522	209,339	3,090,359	4,038,346	3,740,146
Pease..... "	53,200	15,800	5,100	752,940	756,620	616,926	75,273	25,564	9,032	976,490	1,140,330	964,125
Metals—												
*Copper ore..... Tons.	33			41,883	32,814		1,411			378,986	246,635	175
Provisions—												
Bacon..... Cwt.	11,719	18,024	38,950	195,211	365,099	339,697	98,852	131,039	315,233	1,687,945	3,304,915	2,826,457
Hams..... "	491	9,897	10,654	85,769	92,052	101,034	4,915	88,676	108,355	908,612	881,934	1,025,890
Butter..... "	2,815	2,689	1,650	105,731	143,223	229,255	49,494	58,346	36,742	2,088,631	2,953,144	4,984,180
Cheese..... "	40,915	26,250	27,213	1,320,052	1,233,287	1,125,884	428,690	290,846	311,919	13,887,584	12,332,981	12,424,568
Eggs..... Gt. hunds.	8,670	11,220	16,492	561,180	742,895	647,340	15,267	18,776	20,662	936,551	1,220,537	1,140,293
*Fish, cured or salted..... Cwt.	50,586	3,483	7,250	199,019	157,987	68,697	396,935	20,726	48,009	1,828,990	1,771,336	1,123,365
Pulp of wood..... Tons.	2,302	1,852	2,247	19,251	32,182	24,216	52,754	41,858	30,602	389,369	543,526	357,494
Wood and timber—												
Hewn..... Loads	4	335	2,072	138,479	94,399	91,122	83	5,060	34,480	3,379,869	2,240,517	2,090,873
Sawn or split, planed or dressed..... "	17,843	15,727	17,074	1,579,456	1,437,703	1,399,916	187,075	171,121	231,093	17,926,210	16,101,967	16,273,949

\*Includes "Imports from Newfoundland" prior to 1900.

## GREAT BRITAIN.

P.—COMPARATIVE STATEMENT (Unrevised) of the Quantities and Values of the Principal Articles of Merchandise Exported from Great Britain to British North America during the *months* of January and the *seven months* ended January 31, of the Fiscal Years ended June 30, 1898, 1899, and 1900, respectively. (*From English Returns.*)

NOTE:—The figures for January, 1900, and for seven months ended January 31, 1900, are for Canada only.

ARTICLES.	QUANTITIES.						VALUES.					
	Month of January.			Seven months ended January 31.			Month of January.			Seven months ended January 31.		
	1898.	1899.	1900.	1898.	1899.	1900.	1898.	1899.	1900.	1898.	1899.	1900.
<b>I. BRITISH AND IRISH PRODUCE.</b>							\$	\$	\$	\$	\$	\$
1. Articles of Food and Drink:—												
Salt, rock and white... Tons.	3,099	935	2,382	38,569	37,164	35,818	9,952	2,784	7,007	116,531	123,640	109,126
Spirits.....Pf. galls.	13,128	18,041	25,442	203,208	237,261	258,908	26,864	35,302	51,956	384,212	450,480	523,954
2. Raw Materials:—												
Wool, sheep and lambs. Lbs.	263,000	26,700	59,500	1,151,100	457,900	768,100	41,936	4,997	9,767	217,262	84,634	120,584
3. Articles manufactured and partly manufactured:—												
Cotton manufactures—												
Piece goods, gray or unbleached..... Yds.	108,200	498,700	103,800	467,700	953,200	272,500	5,037	23,150	5,416	22,816	44,260	15,641
Piece goods, bleached.. "	444,300	746,500	1,232,800	1,627,500	3,007,600	3,497,900	29,049	46,769	80,815	102,657	181,273	227,359
" printed.... "	2,955,400	3,491,200	3,351,200	8,393,300	9,491,900	9,611,900	177,580	207,111	200,672	529,668	586,242	603,296
" dyed, or manufactured of dyed yarn..... "	1,287,100	1,495,900	1,709,300	7,174,300	8,891,500	8,597,700	113,680	135,026	167,135	654,035	814,042	924,122
Jute manufactures—												
Piece goods, all kinds... "	1,066,700	794,500	1,028,600	9,254,700	9,080,200	6,984,500	51,324	38,198	57,572	402,219	358,992	325,215
Linen manufactures—												
Piece goods, all kinds... "	1,185,400	1,267,100	1,353,300	4,878,600	6,057,600	6,174,900	97,192	113,612	115,515	402,287	508,599	521,468
Silk manufactures—												
Lace.....							9,509	8,930	9,095	21,869	25,583	35,518
Silk and other materials.....							9,373	9,777	28,285	69,003	112,646	197,000
Woollen tissues..... Yds.	212,900	244,900	411,300	1,236,200	1,972,800	2,016,500	112,113	125,554	185,750	683,246	998,560	1,034,100
Worsted..... "	1,304,600	1,234,700	1,026,800	6,860,900	5,847,200	4,985,106	399,870	399,411	403,305	1,878,515	1,859,346	1,884,060
Carpets, not being rugs.. "	228,100	191,500	318,600	945,800	1,102,500	1,314,700	87,006	62,279	120,586	367,914	443,177	539,906
Hardware, unenumerated.....							24,771	7,484	10,064	201,011	74,638	69,636
Cutlery.....								23,189	22,182	*	181,485	156,864

<b>Iron and Steel—</b>													
Iron: Pig.....	Tons.	162	91	517	2,464	1,688	10,274	2,543	1,757	10,171	34,512	26,793	172,311
Bar, angle, bolt and rod	"	43	68	107	491	833	3,537	1,387	2,166	5,353	20,264	34,176	143,297
Railroad, of all sorts.	"	10		45	6,164	3,442	30,284	243		1,562	124,358	67,884	645,352
Hoops, sheet, boiler, and armour plates...	"	109	14	196	7,797	6,012	9,516	4,025	608	9,757	272,883	235,503	364,136
Galvanized sheets....	"	148	34	353	2,887	2,889	2,935	9,884	2,375	27,915	196,841	205,805	218,258
Tin plates and sheets.	"	1,117	520	1,060	14,516	10,520	14,659	58,054	27,666	71,725	718,056	508,912	910,828
Cast and wrought iron and all other manufactures.	"	121	68	177	1,737	1,399	3,210	9,120	4,852	16,016	102,901	94,172	260,554
Old, for remanufacture.	"			824	2,370	182	2,486			12,093	30,935	2,428	44,937
Steel, unwrought.....	"	386	263	2,942	2,815	2,046	17,835	22,002	18,347	109,251	179,994	123,591	727,107
Lead: Pig.....	"	65	45	54	1,630	1,756	1,505	4,760	4,326	5,119	107,539	124,302	118,928
Tin, unwrought.....	Cwt.	126	520	570	3,432	2,429	2,944	2,054	12,239	16,435	50,891	48,675	96,269
Apparel and slops.....								116,990	81,341	101,878	936,644	896,361	726,985
Haberdashery and millinery, including embroideries and needlework.								65,788	109,329	99,046	368,494	424,147	470,477
Alkali.....	Cwt.	6,041	6,679	11,152	128,878	125,599	156,502	7,305	7,509	13,096	149,606	151,551	149,630
Cement.....	Tons.	230	106	119	9,178	8,230	13,055	2,521	1,037	1,324	80,110	78,735	128,069
Earthenware and china-ware.....								60,133	39,833	42,232	466,057	479,063	384,385
Oil, seed oil.....	Tons.	110	105	117	933	2,070	1,870	8,638	10,253	10,832	74,426	175,544	187,637
Paper, writing or printing and envelopes.....	Cwt.	732	1,206	1,366	10,133	12,300	10,420	7,315	8,910	10,161	91,357	94,206	90,824
Paper, all other, except hanging.....	"	289	387	421	1,891	2,480	2,487	3,139	4,034	3,450	22,850	29,660	25,388
Stationery, other than paper.....								3,961	3,713	5,314	98,631	92,453	83,403
<b>II.—FOREIGN AND COLONIAL PRODUCE.</b>													
Tea of British East India	Lbs.	153,619	320,043	109,380	533,979	1,177,275	1,020,557	30,314	54,399	18,707	111,086	228,009	180,084
" Ceylon.....	"	132,541	164,216	88,931	729,186	1,204,430	1,130,947	24,679	30,767	15,719	161,480	243,759	217,128
" China.....	"	48,897	63,193	28,028	528,256	609,920	283,849	8,609	9,986	5,031	98,281	113,079	54,196
" other countries.....	"	279	3,580	300	5,340	30,263	24,642	63	739	63	855	6,047	4,087

\* Included with 'Hardware, unenumerated.'

## UNITED STATES.

Q.—COMPARATIVE STATEMENT (Unrevised) of the Quantities and Values of the Principal Articles of Merchandise Imported into the United States from British North America during the *months* of December and the *six months* ended December 31, in the Years 1897, 1898 and 1899, respectively. (*From United States Returns.*)

ARTICLES.	QUANTITIES.						VALUES.					
	Month of December.			Six months ended December 31.			Month of December.			Six months ended December 31.		
	1897.	1898.	1899.	1897.	1898.	1899.	1897.	1898.	1899.	1897.	1898.	1899.
							\$	\$	\$	\$	\$	\$
Animals—												
Horses, <i>free</i> ..... No.	36	53	39	363	337	323	3,584	5,975	2,550	34,565	28,832	30,663
" <i>dutiable</i> ..... "	95	95	105	1,092	794	834	9,978	9,872	12,800	131,362	108,026	118,241
Art work, <i>free</i> .....							4,200		8,484	35,538	109	70,455
" <i>dutiable</i> .....							1,092	1,497	1,160	3,774	4,260	19,535
Books, &c., <i>free</i> .....							2,740	3,480	1,903	17,297	16,077	16,783
" <i>dutiable</i> .....							2,147	2,540	5,598	12,369	11,312	17,527
Cement—Roman, Portland, <i>dutiable</i> ... Lbs.	116,250	25,670	43,750	1,304,249	1,043,120	858,940	528	140	200	6,207	4,729	4,830
Coal, bituminous, <i>dutiable</i> . Tons.	66,936	63,945	145,492	321,358	395,553	568,059	224,862	210,558	361,070	948,717	1,266,631	1,559,184
Fibres, vegetable, &c., and manufactures of— Flax, <i>free and dutiable</i> .. "	10	100	88	347	229	553	1,520	15,680	12,798	42,667	33,709	74,322
Fruits—												
Bananas, <i>free</i> .....							5,173	3,875	5,210	42,212	35,861	136,777
Lemons, <i>dutiable</i> .....							5			1,867	2,700	3,200
Furs, skins, &c., <i>free</i> .....							24,155	42,078	39,727	106,309	140,203	201,360
Hides and skins, other than fur, <i>free</i> ..... Lbs.	1,131,384	1,307,457	1,451,406	6,844,329	5,985,202	7,468,099	95,133	161,217	146,399	504,457	510,062	707,324

Iron and steel and manu- factures of— Tin plates, <i>dutiable</i> ..... Lbs.	1,246	43,923	.....	288,808	59,514	130,350	67	2,184	.....	7,927	2,886	5,128
Jewellery and other precious stones, &c., <i>dutiable</i> .....							282	934	360	90,746	1,709	3,805
Lead and manufactures of— Pigs, bars, &c., <i>dutiable</i> . Lbs.	4,452,178	1,618,268	664,601	26,229,086	18,124,529	4,613,438	93,241	37,685	16,438	578,354	434,334	118,242
Paper stock, crude ( <i>see also</i> Wood pulp), <i>free</i> .....							4,221	5,661	10,675	167,829	37,340	53,138
Provisions— Cheese, <i>dutiable</i> ..... Lbs.	2,703	6,372	1,085	9,146	17,820	31,795	430	2,957	354	1,378	4,834	4,152
Spices, nutmegs, peppers, <i>free</i> ..... "			75	2,500	70	546			30	162	29	162
Spirits, distilled— Spirits (not of domestic manufacture). <i>duti-</i> <i>able</i> ..... Proof galls.	7,251	14,779	18,401	39,317	66,982	97,289	14,603	28,709	37,078	66,078	127,711	183,698
Sugar, molasses, &c.— Sugar, not above No. 16 Dutch standard, <i>free</i> <i>and dutiable</i> ..... Lbs.	620	63	.....	309,622	27,803	3,269	29	4	.....	11,306	1,260	366
Tea, <i>free and dutiable</i> ..... "	50,895	62,541	78,818	411,588	328,441	1,012,496	11,070	9,769	14,453	66,666	50,693	162,683
Tobacco and manufactures of— Leaf, <i>dutiable</i> ..... Lbs.	48,073	114,655	75,958	136,384	217,155	194,564	17,271	83,092	64,739	98,342	161,418	164,784
Wood and manufactures of— Boards, planks, &c., <i>free</i> <i>and dutiable</i> ..... M. ft.	14,254	17,219	47,316	208,310	204,104	459,476	143,424	189,083	530,885	2,093,210	2,058,798	4,900,648
Wood pulp, <i>dutiable</i> .... Tons.	1,729	2,581	6,515	11,569	15,785	29,108	26,548	32,237	160,859	164,782	233,320	637,941
Wool— Class No. 2, <i>free and duti-</i> <i>able</i> ..... Lbs.	572	286	314,760	960,721	1,117	822,654	88	44	56,226	174,934	156	139,020
" 3 " "	2,605			27,787			172			1,621		
All other goods imported							1,321,071	1,616,632	1,687,062	13,666,535	12,337,943	12,641,969
Totals							2,007,634	2,405,903	3,177,058	19,077,211	17,614,342	21,975,937

## UNITED STATES.

R.—COMPARATIVE STATEMENT (Unrevised) of the Quantities and Values of the Principal Articles of Merchandise (Home Produce) Exported from the United States to British North America during the *months* of December and the *six months* ended December 31, in the Years 1897, 1898 and 1899, respectively. (*From United States Returns.*)

ARTICLES.	QUANTITIES.						VALUES.					
	Month of December.			Six months ended December 31.			Month of December.			Six months ended December 31.		
	1897.	1898.	1899.	1897.	1898.	1899.	1897.	1898.	1899.	1897.	1898.	1899.
							\$	\$	\$	\$	\$	\$
Agricultural implements..							2,691	4,115	59,667	260,051	559,924	886,120
Animals—												
Cattle..... No.	1,297	66	39	10,976	2,358	799	77,640	1,056	1,071	782,227	173,809	46,818
Hogs..... "		50	143	60	585	413		257	1,103	298	3,659	2,633
Horses..... "	116	198	109	4,229	4,313	3,677	11,700	9,070	8,460	439,167	328,436	457,335
Sheep..... "	1,952	1,721	2,183	25,996	21,821	32,451	3,079	2,796	4,870	51,846	42,505	69,450
Books, maps, engravings, &c.							76,929	79,519	85,682	378,482	460,316	509,116
Breadstuffs—												
Corn..... Bush.	433,776	649,616	540,589	9,307,424	12,103,733	6,281,392	130,604	251,350	208,116	2,815,181	4,227,314	2,238,949
Wheat..... "	812	84,497	846	4,109,964	6,698,805	1,492,194	643	63,032	473	3,944,632	4,917,225	1,096,771
Wheat flour..... Brls.	13,899	37,651	12,549	345,107	612,748	142,116	59,930	152,237	43,376	1,593,376	2,899,039	516,360
Carriages, cars and parts of							3,843	15,643	45,488	99,044	133,759	268,707
Clocks and watches							30,491	30,710	37,413	141,504	213,234	219,530
Coals..... Tons.	231,492	208,957	432,194	1,738,132	1,913,773	2,658,299	611,813	577,060	1,310,652	5,630,260	5,743,380	7,938,460
Copper and manufactures of—												
Ingots, bars and old.... Lbs.	84,708	126,774	90,676	477,202	602,142	454,629	8,871	15,606	13,389	50,942	72,456	78,203
Cottons and manufactures of—												
Cotton, unmanufactu'd { Bales	20,989	17,094	28,483	69,332	44,941	61,990	657,981	513,549	1,082,420	2,319,146	1,341,624	2,228,412
" coloured & uncol'd. { Lbs.	10,557,253	8,599,368	14,299,035	34,760,780	22,464,519	31,065,359						
"   coloured & uncol'd. Yds.	606,666	1,372,535	998,311	4,723,341	8,832,873	3,924,117	33,306	73,453	52,547	266,527	441,749	209,911
Other manufactures.....							119,056	127,305	161,149	723,682	820,476	1,003,741
Cycles and parts of.....							23,406	27,709	12,054	119,595	113,782	68,163
Fertilizers..... Tons.	23	568	1,070	1,315	1,917	3,041	673	13,634	24,466	32,363	34,827	61,787
Fruits and nuts.....							97,134	125,884	104,874	573,415	603,055	825,193
Furs and fur skins.....							29,050	28,402	33,561	124,925	90,694	123,440
Hides & skins other than fur Lbs.	520,344	437,919	381,006	3,362,196	2,647,164	1,453,268	47,094	39,359	42,626	299,552	536,026	166,055
Hops..... "	24,101	43,528	136,191	194,535	375,230	361,497	3,609	6,317	15,699	24,131	47,948	65,753
Instruments and apparatus for scientific purposes, including telegraph, telephone and other electric.....							29,861	42,009	33,350	168,585	210,025	173,495
Iron and steel and manuf's of— Builders' hardware and saws and tools.....							41,971	57,170	54,490	312,340	390,130	377,517

Machinery, viz.—							10,633	9,264	25,245	63,902	67,516	109,592
Sewing machines and parts of												
Typewriting machines and parts of							4,414	3,789	5,242	21,120	26,876	23,515
Steel bars or rails for railways..... Tons	803	188	5,672	50,028	73,028	73,165	15,640	3,715	150,624	912,065	1,339,030	1,608,849
Leather and manufactures of—												
Boots and shoes.....							22,806	28,518	15,805	135,404	196,462	206,260
Sole leather..... Lbs.	172,308	72,526	51,173	591,034	313,062	548,092	32,460	12,962	9,991	115,151	58,041	110,863
Other.....							59,562	33,540	58,504	308,510	337,446	403,839
Naval stores—												
Rosin, tar and pitch.... Brls.	1,803	1,375	4,888	21,242	28,696	34,522	4,030	3,815	9,988	51,273	66,358	73,370
Turpentine, spirits of... Galls.	31,353	9,523	56,044	278,530	307,330	388,201	9,562	3,083	28,197	83,867	92,818	180,653
Oil cake and oil cake meal Lbs.	256,480	265,480	122,800	502,124	4,839,746	1,555,488	2,590	2,778	1,314	5,933	39,109	17,573
Oils—Mineral, crude..... Galls.			428	20,270	5,928				30		1,408	330
" refined..... "	1,493,562	1,062,402	489,953	7,011,972	6,382,031	6,807,871	96,149	73,592	55,804	466,762	426,498	534,289
Cotton-seed..... "	14,177	21,031	27,129	205,798	235,558	235,349	3,223	4,818	9,731	51,876	50,657	66,970
Paraffine and paraffine wax Lbs.	2,440	5,285	3,700	38,767	31,167	24,001	108	218	166	1,705	1,298	1,106
Provisions—												
Meat products—												
Beef products—												
Beef, canned..... Lbs.	13,217	86,096	18,952	360,962	1,126,675	425,576	1,187	7,106	1,863	26,281	118,171	35,656
" fresh..... "	122			3,407	477,339	3,403	9			212	38,601	295
" salted or pickled, and other, cured Lbs.	193,100	103,420	96,410	1,948,670	2,023,150	2,459,335	8,839	5,202	5,001	82,856	100,148	123,006
Tallow..... "	53,996	12,150	400	87,981	499,272	76,738	1,614	532	19	2,819	13,204	3,057
Hog products—												
Bacon..... "	386,195	136,959	173,354	10,928,320	8,438,112	1,711,251	26,941	11,356	16,113	639,357	512,290	140,747
Ham..... "	169,139	224,697	100,859	2,798,420	5,043,214	1,507,696	14,599	18,075	9,431	256,312	433,031	148,620
Pork, fresh & pickled "	1,154,912	1,272,760	669,866	8,011,623	11,813,912	7,373,320	59,972	70,074	35,567	404,769	663,068	401,916
Lard..... "	222,361	152,754	68,301	2,483,635	6,695,526	418,545	10,704	9,415	4,648	123,867	317,072	27,530
Oleo and oleomargarine.....	49,531	138,454	41,872	451,283	467,033	330,817	2,953	7,899	3,387	28,675	27,512	26,284
Dairy products—Butter.....	4,367	130,425	13,221	2,966,099	967,472	949,813	1,144	20,180	3,529	435,993	162,399	162,978
Cheese..... "	53,426	16,587	6,516	10,275,236	10,120,443	1,075,965	4,467	1,581	882	865,218	781,980	104,381
Seeds.....							26,965	43,495	20,805	142,398	1,080,187	852,338
Sugar, refined..... Lbs.	5,920	3,350	1,133,369	34,473	148,010	8,799,726	406	246	52,822	2,147	8,039	363,433
Tobacco and manufactures of—												
Leaf, stems and trimmings "	240,566	425,089	656,628	2,971,312	4,913,228	4,923,999	24,658	45,905	63,081	308,185	499,438	486,738
Cigars, cigarettes, &c.....							5,927	5,444	9,935	31,359	28,933	47,607
Wood and manufactures of—												
Timber and unmanuf'd wood..							7,259	21,344	32,720	626,052	605,318	617,558
Lumber—Boards, planks, deals, joists, &c..... M.ft.	3,946	5,327	6,251	37,200	49,338	46,944	55,697	82,722	116,264	499,089	689,727	789,395
Manufactures of wood—												
Furniture, N.E.S.....							19,371	28,901	39,570	291,300	241,267	213,773
Wool, raw..... Lbs.		20,200		95,679	47,419			3,301		14,993	8,649	
All other goods exported, including Foreign Produce							2,586,566	2,403,622	3,405,784	14,898,840	16,772,031	21,039,423
Totals, Exports.....							5,221,770	5,223,644	7,629,058	43,049,561	49,910,574	48,553,863



## UNITED STATES.

S.—STATEMENT of Imports and Exports of the United States from and to the undermentioned Countries in the latest Month for which Returns have been received, with Aggregate for the period from January 1 preceding, including such latest Month.  
(From United States Returns.)

NAME OF COUNTRY.	LATEST MONTH.	VALUE FOR THE MONTH.				AGGREGATE FOR THE PERIOD OF THE YEAR, INCLUDING LATEST MONTH.			
		1898.		1899.		1898.		1899.	
		Imports.	Exports.	Imports.	Exports.	Imports.	Exports.	Imports.	Exports.
<i>Europe.</i>		\$	\$	\$	\$	\$	\$	\$	\$
Belgium . . . . .	December . . . . .	958,579	4,715,090	1,283,396	4,682,839	9,253,185	46,517,745	11,733,802	45,815,633
France . . . . .	" . . . . .	5,352,811	9,780,721	7,470,077	8,659,189	55,714,489	80,154,266	70,404,908	70,107,127
Germany . . . . .	" . . . . .	7,144,261	19,520,648	8,563,252	17,794,425	77,679,016	163,776,623	89,579,339	161,405,852
Great Britain . . . . .	" . . . . .	10,082,276	64,360,823	12,425,959	46,441,397	111,361,617	538,661,787	142,321,497	509,958,335
Italy . . . . .	" . . . . .	2,146,897	1,773,674	2,557,437	2,564,062	21,904,811	24,572,116	26,459,351	25,763,089
Netherlands . . . . .	" . . . . .	808,553	7,489,853	963,061	8,248,836	13,306,087	72,771,855	15,278,069	83,601,438
All other . . . . .	" . . . . .	3,675,351	6,962,680	5,118,266	5,507,818	35,565,626	54,679,718	46,730,301	62,583,046
Totals . . . . .	" . . . . .	30,168,728	114,603,489	38,381,448	93,898,566	324,784,831	981,134,110	402,507,267	959,234,520
<i>North America.</i>									
British North America . . . . .	December . . . . .	2,405,903	5,223,644	3,177,058	7,629,058	30,786,511	91,809,597	35,879,770	88,284,778
Central American States . . . . .	" . . . . .	493,636	421,747	534,060	555,660	7,676,627	5,086,124	9,305,079	5,286,209
Mexico . . . . .	" . . . . .	1,605,942	2,940,994	2,217,309	2,775,732	21,670,775	23,106,018	24,625,000	29,309,802
West Indies . . . . .	" . . . . .	2,410,409	3,602,215	2,190,132	3,997,660	36,934,026	27,478,183	52,739,219	44,071,055
All other . . . . .	" . . . . .	34,336	178,703	24,100	226,696	699,843	1,743,172	799,736	1,902,723
Totals . . . . .	" . . . . .	6,950,226	12,367,303	8,142,659	15,184,806	97,767,782	149,223,094	123,348,804	168,854,567
<i>South America.</i>									
Brazil . . . . .	December . . . . .	4,407,417	1,394,154	4,617,873	1,248,627	53,374,643	13,210,959	59,580,868	11,453,997
All other . . . . .	" . . . . .	3,148,251	2,007,945	2,548,090	1,883,907	29,700,772	21,891,449	32,147,994	25,967,703
Totals . . . . .	" . . . . .	7,555,668	3,402,099	7,165,963	3,132,534	83,075,415	35,102,408	91,728,862	37,421,700
<i>Asia, Africa and Oceania.</i>									
Africa . . . . .	December . . . . .	536,997	1,757,779	1,680,595	1,792,361	8,136,575	18,102,863	11,740,636	18,602,394
East Indies . . . . .	" . . . . .	5,247,212	219,833	8,027,650	418,871	47,590,647	5,388,075	70,694,743	6,263,513
Oceania . . . . .	" . . . . .	892,358	2,440,917	844,383	2,889,530	26,881,191	24,981,163	32,656,083	37,542,926
All other (Asia) . . . . .	" . . . . .	3,763,895	3,037,006	6,315,953	5,981,525	46,721,788	41,562,645	66,169,176	47,580,041
Totals . . . . .	" . . . . .	10,440,462	7,455,535	16,868,581	11,082,287	129,330,201	90,034,746	181,260,638	109,988,884
Grand totals . . . . .	" . . . . .	55,115,084	137,828,426	70,558,651	123,298,193	634,958,229	1,255,494,358	798,845,571	1,275,499,671

# UNITED STATES.

T.—STATEMENT of the Imports and Exports of the United States from and to the British Empire and (Totals), FOREIGN COUNTRIES in the latest Month for which Returns have been received, with Aggregate for the period from January 1 preceding, including such latest Month. (*From United States Returns.*)

NAME OF COUNTRY.	LATEST MONTH.	VALUE FOR THE MONTH.				AGGREGATE FOR THE PERIOD OF THE YEAR, INCLUDING LATEST MONTH.			
		1898.		1899.		1898.		1899.	
		Imports.	Exports.	Imports.	Exports.	Imports.	Exports.	Imports.	Exports.
<i>British Empire.</i>		\$	\$	\$	\$	\$	\$	\$	\$
Great Britain .....	December.....	10,082,276	64,360,823	12,425,959	46,441,397	111,361,617	538,661,787	142,321,497	509,958,335
Bermuda.....	" .....	12,501	87,919	8,049	148,481	449,218	979,288	525,425	1,175,570
British Africa .....	" .....	22,887	1,426,413	15,315	1,714,214	939,806	13,761,552	1,375,766	15,424,000
" Australasia .....	" .....	272,457	1,465,300	234,767	1,548,935	5,668,408	17,653,277	3,527,228	24,142,591
" East Indies .....	" .....	2,163,107	167,378	4,051,780	390,070	29,171,820	4,079,147	38,386,097	1,652,604
" Guiana.....	" .....	615,117	154,479	649,320	118,362	4,406,046	1,797,776	3,518,768	1,769,139
" Honduras. ....	" .....	14,652	61,102	14,828	66,740	177,436	555,063	209,414	561,873
" West Indies .....	" .....	727,848	787,641	674,756	846,060	11,943,280	8,953,023	14,340,364	9,205,954
Canada .....	" .....	2,335,966	5,134,515	3,113,436	7,489,201	30,450,208	90,454,866	35,344,585	86,336,310
Gibraltar .....	" .....	25	117,330	5,297	42,321	12,241	586,660	27,307	420,053
Hong Kong .....	" .....	112,848	447,457	63,257	770,066	995,168	6,683,909	2,399,943	7,787,719
Newfoundland and Labrador .....	" .....	69,937	89,129	63,622	139,857	336,303	1,354,731	535,185	1,948,468
All other.....	" .....	440,225	132,772	206,232	171,659	2,611,177	833,830	3,292,869	1,634,895
Totals .....	" .....	16,869,846	74,432,258	21,426,618	59,887,363	198,522,728	686,354,909	245,804,448	662,017,511
Totals, Foreign Countries .....	" .....	38,245,238	63,396,168	49,132,033	63,410,830	436,435,501	569,139,449	553,041,123	613,482,160
Grand totals.....	" .....	55,115,084	137,828,426	70,558,651	123,298,193	634,958,229	1,255,494,358	798,845,571	1,275,499,671

U.—UNREVISED STATEMENT of the Imports and Exports into and from the undermentioned Countries in the latest Month for which returns have been received, with Aggregates for the Period of the Calendar Year, including such latest Month.

NAME OF COUNTRY.	LATEST MONTH.	VALUE FOR THE MONTH.				AGGREGATE FOR THE PERIOD OF THE YEAR, INCLUDING LATEST MONTH.			
		1898.		1899.		1898.		1899.	
		Imports.	Exports.	Imports.	Exports.	Imports.	Exports.	Imports.	Exports.
		\$	\$	\$	\$	\$	\$	\$	\$
*Canada .....	†January ..	10,443,007	7,306,084	14,043,968	8,959,798	85,547,722	90,419,350	102,564,077	102,021,376
Great Britain.....	† " .....	200,587,482	123,941,803	216,862,798	141,455,248				
Russia in Europe .....	June .....	41,000,190	50,580,530	43,851,500	42,554,050	207,767,560	275,593,780	222,529,230	200,697,420
France.....	December ..	77,469,235	76,078,863	72,970,212	67,519,313	863,202,536	677,603,507	813,909,950	752,534,406
Portugal.....	July.....	4,729,488	2,657,880	4,760,640	2,452,680	30,333,320	18,045,720	33,026,040	18,672,200
Italy.....	November ..	21,606,736	20,179,115	24,038,150	25,643,138	233,949,196	206,083,856	247,558,205	210,401,073
Austria-Hungary.....	" .....	29,979,840	36,300,440	31,795,720	41,548,320	333,859,680	324,943,080	318,310,080	376,612,720
†Greece.....	August.....	2,626,730	2,568,637	Returns not to hand.		18,070,204	9,211,697	Returns not to hand.	
Bulgaria.....	September..	1,177,300	1,459,852	923,312	1,200,460	9,815,980	9,456,035	9,098,792	8,131,669
Egypt.....	October .....	5,060,000	4,945,000	5,715,000	8,375,000	43,035,000	44,745,000	43,470,000	52,045,000
United States.....	December ..	55,115,084	137,828,426	70,558,651	123,298,193	634,958,229	1,255,494,358	798,845,571	1,275,499,671
*§Mexico.....	October .....	3,658,000	11,919,000	4,744,000	9,494,000	13,741,000	49,891,000	17,541,000	42,439,000
†British India.....	September..	13,488,691	17,736,141	13,710,018	20,293,254	77,841,627	141,109,048	85,568,258	134,349,613

NOTE.—The figures are those of the 'special' imports and exports, except in the case of Bulgaria, the United States, Mexico, British India and Great Britain, where the figures are 'general.' 'Special' means, in the case of imports, 'imports for home consumption'; in the case of exports, 'exports of domestic produce and manufacture only.'

\*The aggregate figures are for the financial year commencing July 1. †The aggregate figures are for the financial year commencing April 1. ‡These figures are for the years 1899 and 1900. ¶ Includes Coin and Bullion. § The value of the imports are stated in gold, and those of exports in silver.

## II.--NEW TARIFFS.

During the quarter under review there has been distributed from this department to all the principal Custom houses and Boards of Trade throughout the Dominion, copies of all foreign and colonial tariffs and supplements thereto, as furnished during that period by the International Customs Traiff Bureau, which are always available for reference by those interested therein, resident at the principal centres of trade. The following British and Colonial are supplemental to those published in the departmental Annual Report, 1893, and the quarterly and monthly report since published, and comprise all additions thereto or changes therein, so far as the department has authentic advice.

### (A.)—NIGERIA.

This department has received a copy of a Proclamation issued by H.M. Commissioner and Consul General for the Niger Coast Protectorate, promulgating the Revised and common Customs Tariff which is to be operative in the Colony of Lagos and in the Niger Coast Protectorate ("Southern Nigeria") from the 29th December last. The new tariff contains the following provisions with regard to import duties, exemptions, and prohibitions :—

#### IMPORT DUTIES.

	S.	D.
Aerated water per doz. ....	0	2
Ale, porter, and beer of every sort, and cider, per doz. qts. ....	0	9
do. do. in wood, per gall, or part thereof .....	0	4½
Brandy, rum, gin, liqueurs and miscellaneous spirits or strong waters, sweetened or unsweetened, or mixed with any article (such spirit not exceeding the strength of proof by Sykes' hydrometer, and so in proportion to any greater strength). per gall. ....	3	0
Cartridges, loaded, per 100 .....	2	0
Cigars and cigarettes per 1000 .....	5	0
Cowries, per cwt .....	1	0
Gunpowder, per lb. ....	0	6
Guns, flint-locks known as "Danes", each .....	2	6
Guns, shot guns, and sporting rifles for personal use .....	2	6
Pistols and revolvers for personal use .....	2	6
Kerosine and all lamp oils, per gall ..	0	0½
Kola nuts, 100 lbs ..	2	0
Lead in any form, per lb. ....	0	1
Salt, per ton .....	20	0
Sugar, 100 lbs .....	1	0
Tea, per lb. ....	0	1
Tobacco, manufactured, per lb. ....	0	6
" unmanufactured " .....	0	3
Wines, bourdeaux or claret, per gall. ....	1	0
" other kinds, per gall. ....	2	0
" sparkling, per gall ..	3	0

All other goods of every description not enumerated above or in the subjoined tables of exemptions and prohibitions, an advalorem duty of 5 per cent is levied on the value of the goods at the port from which the same shall have been imported.

#### EXEMPTIONS.

The following articles are exempted from payment of duty on importation into the colony :—

All goods imported by the officer administering the government for his private use.

All goods imported with the sanction of the officer administering the government for the service of any public Department.

Books, newspapers and printed matter.

Copy-books, drawing-books and materials and apparatus, and other educational materials and apparatus imported with the sanction of the officer administering the government for the use of any school or mission.

Mathematical, scientific and surgical instruments.

British coins and other coins current in the territories.

Building and roofing materials, including stone, bricks, timber, plants, doors, shutters, metal plates or piles, roof slates or tiles, white lime, cement, house paint and paint brushes, door locks, keys, hinges, nails, screws, bolts and bars, window frames, glass and fastenings, artisans, tools, linseed oil, turpentine, coloured ochre, chalk, and all other such building or roofing materials or stores as the officer administering the government, in writing given under his hand, and published in the *Gazette*, shall have declared to be building or roofing materials or stores for the purposes of this proclamation.

Cattle, sheep, horses, mules and asses.

Ivory and rubber.

Passengers' personal luggage.

Packages in which goods are usually imported.

Puncheon shooks, including the iron hoops and rivets or hooks required for making them up.

Telegraphic stores, instruments, machinery, plant and gear.

Mining and sawing machinery.

#### PROHIBITIONS.

The importation of the following articles is prohibited :—

Arms of precision, pistols and revolvers, as merchandise.

Cartridges, unloaded.

Coin, viz. : False money or counterfeit sterling.

Silver of the realm, or any money purporting to be such, not being of the established standard in weight or fineness.

Gunpowder or other explosive for big or quick-firing guns.

Indecent or obscene prints, paintings, books, cards, lithographic or other engravings, or any other indecent or obscene articles.

Infected cattle, sheep, or other animals, and hides, skins, horns, hoofs, or any other part of cattle or other animals, which the officer administering the government may prohibit in order to prevent the introduction of any contagious distemper.

Percussion caps.

Provisions, meat and vegetables unfit for human food shall be destroyed, or otherwise disposed of, as the officer administering the government may direct.

It is further provided that, for all purposes of Customs, the three provinces hereafter to be known as Lagos, Northern Nigeria, and Southern Nigeria, shall be regarded as one territory, and that there shall be no duties of Customs on goods of any description passing by land or water between the said provinces of Lagos, Northern Nigeria, and Southern Nigeria ; but foreign goods that may have evaded import duties in any one of the three provinces may be seized and confiscated, and be held liable to Customs dues in any other province, if it is proved that such goods were smuggled.

### III.—TARIFF CHANGES.

#### (A.)—BRITISH CENTRAL AFRICA PROTECTORATE.

The *British Central Africa Gazette* under date of 24th November last, publishes a notification of H.M. Acting Deputy Commissioner and Consul at Zomba to the effect that, from the 1st December last, the export duty for entire elephant tusks not exceeding 15 lbs. in weight will be 9d. per lb.

#### (B.)—BRITISH CENTRAL AFRICA PROTECTORATE.

This department has received notification of the following new provisions affecting the Customs Tariff of the British Central Africa Protectorate :—

(1) A notice, dated 24th July, 1899, declares the importation of coins legally circulating within the Protectorate to be exempt from Customs duties, but not from wharfage, road, and river dues.

(2) The following valuations, for the assessment or duties, have been placed on Chillies, tobacco and rubber :—

	£.	s.	d.
Chillies, per ton.....	10	0	0
Tobacco, (unmanufactured) per lb.....	0	0	4
Tobacco, (unmanufactured) “.....	0	0	9
Rubber, per lb.....	0	2	3

The valuations on chillies and tobacco came into force on 1st September last ; that on rubber has retrospective effect from 29th December, 1898.

#### (C.)—BRITISH INDIA.

In exercise of the power conferred by Section 7 of the Cotton Duties Act, 11 of 1896, and in supersession of the Notification, No. 677, dated the 13th February 1897, the Governor General in Council is pleased to fix, for the descriptions of Cotton goods hereunder specified, tariff values as follows :—

No.	GRAY GOODS.	Tariff value per lb.	
		a.	p.
1. Chadars and cholas, plain or with borders, not exceeding $\frac{1}{2}$ inch.....		6	0
2. “ “ with borders exceeding $\frac{1}{2}$ inch.....		7	0
3. Commissariat, sail and tent cloth.....		6	0
4. Dhutis plain or with borders, not exceeding $\frac{1}{2}$ inch.....		6	0
5. “ with borders exceeding $\frac{1}{2}$ inch.....		6	6
6. “ black line border, calendered.....		6	3
7. Domestic.....		6	0
8. Dorias, including charkani and corded trousering.....		8	0
9. Drills, jeans and twills.....		6	0
10. Dangari cloth, including khadi and double cloth.....		6	0
11. Jaconets.....		10	0
12. Longcloth, plain.....		6	0
13. Madapollams.....		6	6
14. Mulls.....		12	0
15. Printers.....		7	6
16. “ (Bhagavad).....		6	0
17. Sallas, including dhotars, dupattas and uparnas.....		6	0
18. Saris.....		6	0
19. Sheeting.....		6	0

No.		Tariff value per lb.
		a. p.
20.	Sheets, bed, plain other than twills.....	6 0
21.	Shirtings, plain, or with borders, not exceeding $\frac{1}{2}$ inch.....	6 0
22.	" " with borders exceeding $\frac{1}{2}$ inch.....	6 0
23.	T-cloth, exceeding 20 inches in width including China.....	6 0
24.	" " not exceeding 20 inches in width.....	6 6
25.	Zanzibar cloth, including American cloth.....	6 0

## FANCY AND COLOURED GOODS.

26.	Bed ticking, plain or drilled.....	7 6
27.	Blankets and blanketing, gray, unraised.....	6 0
28.	" " coloured, unraised.....	7 0
29.	" " gray, raised.....	7 0
30.	" " coloured, raised.....	8 0
31.	Charsas.....	8 6
32.	Cholis and coloured saris (sallas).....	10 0
33.	Drills and jeans, striped or checked.....	7 0
34.	Figured goods, gray, including table-cloths, bed-covers and quilts.....	7 0
35.	" " coloured.....	8 6
36.	Flannellettes.....	8 0
37.	Galatea, Thana cloth and leheria.....	8 6
38.	Napkins.....	7 0
39.	Sheets and twills, figured and striped.....	7 6
40.	Striped cloth (coloured stripes), including ordinary susi and susi checks.....	7 0
41.	Towels, Turkish.....	8 6
42.	" " honeycomb and other sorts.....	7 0
43.	Fents, gray.....	5 0
44.	" " coloured.....	6 0

Provided that any of the goods mentioned in the foregoing list when woven with borders of silk shall be assessed to duty ad val.

## (D.)—BRITISH INDIA.

This department has received copy of a customs circular issued by the Indian Government (circular No. 1 of 1900), revising the rates of countervailing duties to be levied on imports of German sugar into India. The circular is to the following effect:—

In exercise of the power conferred by subsection (2) of section 8A of the Indian Tariff Act, 1894 (VIII of 1894, as amended by Acts III of 1896 and XIV of 1899), and in supersession of the rates of additional duty on the kinds of sugar mentioned against Germany in the notification in this department, No. 3934 S.R., dated August 23rd, 1899, the Governor General in Council is pleased to declare that the rates shall be revised as follows, with effect from the date of this notification:—

## SCHEDULE OF REVISED RATES.

Kinds of Sugar.	Bounties bestowed.	Additional duties to be levied.	
		Per cwt.	
		R.	a. P.
Raw sugar of at least 90 p.c. polarization.....	2·40 marks per 100 kilogs..	0	14 4
Refined sugar under 98 p.c. and of at least 90 p.c. polarization.....	2·40 " " ..	0	14 4
Candy and sugar in white, hard loaves, blocks, crystals, &c., of at least 99½ p.c. polarization.....	3·44 " " ..	1	4 7
All other sugar of at least 98 p.c. polarization.....	2·89 " " ..	1	1 3

## SCHEDULE OF SUPERSEDED RATES.

Raw sugar of at least 90 p.c. polarization.....	2·40 marks per 100 kilogs..	0	14 7
Refined sugar, under 98 p.c. and of at least 90 p.c. polarization.....	2·50 " " ..	0	15 3
Candy and sugar in white, hard loaves, blocks, crystals, &c., of at least 99½ p.c. polarization.....	3·55 " " ..	1	0 0
All other sugar of at least 98 p.c. polarization.....	3 " " ..	1	2 0

## (E.)—ST. VINCENT.

A communication has been received at this department inclosing a schedule of the import and export duties now in force in that island, from which it appears that no alterations have been effected in the customs tariff rates on imports as compared with the rates levied in 1899. A copy is also forwarded of an ordinance enacting, as in 1899, that in addition to the duties and rates on imports set forth in the above-mentioned schedule, a further duty of one-tenth of such duties and rates shall be levied during the present year.

A further ordinance entitled "The Export Tax Ordinance, 1899," abolishes the general export duties on sugar, rum and molasses, which, by ordinance 13 of 1898, were suspended from April 1, 1898, to March 31, 1899. The export duties hitherto leviable in aid of immigration will, however, continue to be levied upon the articles in question for the present.





## IV.—COMMERCIAL AGENCIES.

The following Canadian Commercial Agents (whose addresses are given) will answer correspondence relative to commercial and trade matters, and give information to those interested as to local trade requirements in the districts they represent.

Such reports of general interest as have been received from them since the publication of the last Monthly Report of this department, are appended.

J. S. Larke, Sydney, N.S.W., agent for Australasia.

G. Eustace Burke, Kingston, Jamaica, agent for Jamaica.

Robert Bryson, St. John, Antigua, agent for Antigua, Montserrat and Dominica.

S. L. Horsford, St. Kitts, agent for St. Kitts, Nevis and Virgin Islands.

Edgar Tripp, Port of Spain, Trinidad, agent for Trinidad and Tobago.

C. E. Sontum, Christiania, Norway, agent for Sweden and Denmark.

D. M. Rennie, Buenos Ayres, Argentine Republic, agent for Argentine Republic and Uruguay.

In addition to their other duties, the undermentioned Canadian agents will answer inquiries relative to trade matters, and their services are available in furthering the interests of Canadian traders.

J. G. Colmer, 17 Victoria Street, London, S. W., England.

Harrison Watson, Curator for Canadian Section, Imperial Institute, London, England.

G. H. Mitchell, 15 Water Street, Liverpool, England.

H. M. Murray, 52 St. Enoch Square, Glasgow, Scotland.

W. L. Griffith, 10 The Walk, Cardiff, South Wales.

Thomas Moffat, 24 Wale Street, Cape Town, South Africa.

D. Treau De Cœli, Ghent, Belgium.

### (A.)—ARGENTINE REPUBLIC AND URUGUAY.

#### REPORT OF COMMERCIAL AGENT.

*(D. M. Rennie.)*

The Honourable

The Minister of Trade and Commerce,  
Ottawa.

SIR,—I have now pleasure to inclose final report for year 1899 as supplied by data received from Buenos Ayres.

Business has continued good and prospects look bright. Wheat and linseed are said to be of superior quality. Gold is now 227·27 as fixed by Government. The war tax of 10 per cent, imposed on imports in 1898, has been reduced to 5 per cent, and the exports duty on wool increased from 12 cents to 18 cents per 10 kilos; this means an additional tax on wool of \$920,000 gold per year, and it is thought will injure the sheep industry.

There are 1,165 factories working in the city of Buenos Ayres which give employment to 130,000 men, women and children.

Sixteen hundred and eighty ocean going vessels arrived in the Port of Buenos Ayres during the year. The London and River Platte Bank paid 20 per cent, free of income tax.

Locusts appear to be giving trouble in some sections. From Villa Mercedes comes the report that sixty tons of eggs and a still greater quantity of flying insects have been destroyed, and from Pringles that 200 tons of fliers have met a like fate.

Report of imports of lumber into Port of Buenos Ayres during the months of November and December, and the principal exports therefrom for the year 1899.

## LUMBER.

During the two months forty-six cargoes were reported, twenty-one of which were spruce, fourteen white and eleven pitch pine.

The market for spruce is overstocked and neglected. White pine shows signs of improvement, and pitch pine is in demand.

## PRINCIPAL EXPORTS FOR 1899.

Steers on foot.....	107,916	
Sheep.....	521,467	
Horses.....	4,227	
Mules.....	880	
Pigs.....	2,044	
Sheep, frozen.....	1,959,564	
Hides, dry.....	2,031,482	
" salted.....	1,180,275	
" horse.....	88,557	
" horse, salted.....	83,825	
Sheep skins.....	72,310 bales	(450 kilos.)
Hair.....	6,230 "	(450 " )
Goat skins.....	3,423 "	(370 " )
Wool, season from October 1.....	513,863 "	(450 " )
Wheat.....	1,791,668 tons	(M. " )
Maize.....	1,122,720 "	(M. " )
Linseed.....	216,426 "	(M. " )
Flour.....	54,044 "	(M. " ) chiefly to Brazil.
Hay.....	885,163 bales	(50 " )
Quebracho.....	163,687 tons,	wood used in tanning.
Butter.....	49,399 boxes	(25 kilos.)
Tallow.....	17,952 pipes	(400 " )
".....	19,563 hogsheads	(200 kilos.)
".....	31,451 casks	(100 " )
Sugar.....	29,110 tons	(M. " )

I am, sir,

Your obedient servant,

D. M. RENNIE.

## V.--GENERAL COMMERCIAL INFORMATION.

### (A)—IMPORTS OF PRINCIPAL FOODSTUFFS INTO GREAT BRITAIN.

QUANTITIES of Butter, Cheese, Bacon, Hams, Fish and Eggs, Imported into Great Britain during the *months* of January and the *twelve months* ended January 31, in the years 1898, 1899 and 1900. (*From British Returns.*)

#### BUTTER.

Countries.	Month of January.			Twelve Months ended January 31.		
	1898.	1899.	1900.	1898.	1899.	1900.
	Cwt.	Cwt.	Cwt.	Cwt.	Cwt.	Cwt.
Colonies—						
Canada .....	2,815	2,689	1,650	110,477	156,739	249,044
New South Wales .....	4,885	12,868	24,314	25,041	42,374	55,007
New Zealand .....	11,020	18,650	26,433	76,334	77,579	119,422
Victoria .....	35,235	57,456	74,469	163,993	146,444	228,757
Totals .....	53,955	91,663	126,866	375,845	423,136	652,230
Foreign Countries—						
Denmark .....	107,073	131,546	128,702	1,342,451	1,489,503	1,427,208
France .....	35,528	24,895	24,599	451,398	406,188	353,646
Germany .....	7,244	8,574	8,613	48,180	42,561	36,992
Holland .....	14,408	14,165	15,581	280,132	269,081	286,226
Sweden .....	27,550	22,952	16,935	303,030	290,364	239,582
United States .....	3,670	19,768	2,666	129,165	82,810	142,035
Other Countries .....	18,460	22,815	29,346	272,848	273,940	268,862
Totals .....	213,933	244,715	226,442	2,827,204	2,854,447	2,754,551
Grand totals .....	267,888	336,378	353,308	3,203,049	3,277,583	3,406,781

#### CHEESE.

Colonies—						
Australasia .....	3,210	1,897	5,280	68,456	43,295	40,877
Canada .....	40,915	26,250	27,213	1,543,044	1,417,516	1,338,161
Totals .....	44,125	28,147	32,493	1,611,500	1,460,811	1,379,038
Foreign Countries—						
France .....	2,408	1,430	2,997	36,136	32,108	35,874
Holland .....	20,622	22,843	28,625	296,640	295,146	334,367
United States .....	56,475	93,040	102,076	624,153	522,560	599,773
Other Countries .....	1,958	5,105	2,875	42,068	53,804	58,762
Totals .....	81,463	122,418	136,573	998,997	903,618	1,028,776
Grand totals .....	125,588	150,565	169,066	2,610,497	2,364,429	2,407,814

Locusts appear to be giving trouble in some sections. From Villa Mercedes comes the report that sixty tons of eggs and a still greater quantity of flying insects have been destroyed, and from Pringles that 200 tons of fliers have met a like fate.

Report of imports of lumber into Port of Buenos Ayres during the months of November and December, and the principal exports therefrom for the year 1899.

## LUMBER.

During the two months forty-six cargoes were reported, twenty-one of which were spruce, fourteen white and eleven pitch pine.

The market for spruce is overstocked and neglected. White pine shows signs of improvement, and pitch pine is in demand.

## PRINCIPAL EXPORTS FOR 1899.

Steers on foot.....	107,916	
Sheep.....	521,467	
Horses.....	4,227	
Mules.....	880	
Pigs.....	2,044	
Sheep, frozen.....	1,959,564	
Hides, dry.....	2,031,482	
" salted.....	1,180,275	
" horse.....	88,557	
" horse, salted.....	83,825	
Sheep skins.....	72,310 bales	(450 kilos.)
Hair.....	6,230 "	(450 " )
Goat skins.....	3,423 "	(370 " )
Wool, season from October 1.....	513,863 "	(450 " )
Wheat.....	1,791,668 tons	(M. " )
Maize.....	1,122,720 "	(M. " )
Linseed.....	216,426 "	(M. " )
Flour.....	54,044 "	(M. " ) chiefly to Brazil.
Hay.....	885,163 bales	(50 " )
Quebracho.....	163,687 tons,	wood used in tanning.
Butter.....	49,399 boxes	(25 kilos.)
Tallow.....	17,952 pipes	(400 " )
".....	19,563 hogsheads	(200 kilos.)
".....	31,451 casks	(100 " )
Sugar.....	29,110 tons	(M. " )

I am, sir,

Your obedient servant,

D. M. RENNIE.

## V.—GENERAL COMMERCIAL INFORMATION.

### (A)—IMPORTS OF PRINCIPAL FOODSTUFFS INTO GREAT BRITAIN.

QUANTITIES of Butter, Cheese, Bacon, Hams, Fish and Eggs, Imported into Great Britain during the *months* of January and the *twelve months* ended January 31, in the years 1898, 1899 and 1900. (*From British Returns.*)

#### BUTTER.

Countries.	Month of January.			Twelve Months ended January 31.		
	1898.	1899.	1900.	1898.	1899.	1900.
	Cwt.	Cwt.	Cwt.	Cwt.	Cwt.	Cwt.
Colonies—						
Canada .....	2,815	2,689	1,650	110,477	156,739	249,044
New South Wales .....	4,885	12,868	24,314	25,041	42,374	55,007
New Zealand .....	11,020	18,650	26,433	76,334	77,579	119,422
Victoria .....	35,235	57,456	74,469	163,993	146,444	228,757
Totals.....	53,955	91,663	126,866	375,845	423,136	652,230
Foreign Countries—						
Denmark.....	107,073	131,546	128,702	1,342,451	1,489,503	1,427,208
France .....	35,528	24,895	24,599	451,398	406,188	353,646
Germany .....	7,244	8,574	8,613	48,180	42,561	36,992
Holland .....	14,408	14,165	15,581	280,132	269,081	286,226
Sweden .....	27,550	22,952	16,935	303,030	290,364	239,582
United States .....	3,670	19,768	2,666	129,165	82,810	142,035
Other Countries .....	18,460	22,815	29,346	272,848	273,940	268,862
Totals .....	213,933	244,715	226,442	2,827,204	2,854,447	2,754,551
Grand totals.....	267,888	336,378	353,308	3,203,049	3,277,583	3,406,781

#### CHEESE.

Colonies—						
Australasia .....	3,210	1,897	5,280	68,456	43,295	40,877
Canada .....	40,915	26,250	27,213	1,543,044	1,417,516	1,338,161
Totals .....	44,125	28,147	32,493	1,611,500	1,460,811	1,379,038
Foreign Countries—						
France .....	2,408	1,430	2,997	36,136	32,108	35,874
Holland .....	20,622	22,843	28,625	296,640	295,146	334,367
United States .....	56,475	93,040	102,076	624,153	522,560	599,773
Other Countries .....	1,958	5,105	2,875	42,068	53,804	58,762
Totals .....	81,463	122,418	136,573	998,997	903,618	1,028,776
Grand totals.....	125,588	150,565	169,066	2,610,497	2,364,429	2,407,814

QUANTITIES of Butter, Cheese, Bacon, Hams, Fish and Eggs, Imported into Great Britain during the month of January and the twelve months ended January 31, 1898, 1899 and 1900. (*From British Returns.*)—*Concluded.*

## BACON.

Countries.	Month of January.			Twelve Months ended January 31.		
	1898.	1899.	1900.	1898.	1899.	1900.
	Cwt.	Cwt.	Cwt.	Cwt.	Cwt.	Cwt.
Canada .....	11,719	18,024	38,950	291,300	542,184	474,699
Denmark .....	78,241	73,199	95,031	1,022,289	1,012,478	1,232,444
United States.....	434,272	449,680	357,223	3,694,149	4,102,797	3,996,089
Other Countries.....	5,693	1,991	1,373	96,382	66,832	51,034
Totals.....	529,925	542,894	492,577	5,104,120	5,724,291	5,754,266

## HAMS.

Canada .....	491	9,897	10,654	116,281	126,587	151,455
United States.....	127,426	142,086	110,609	1,633,423	1,866,180	1,792,488
Other Countries.....	155	308	349	3,198	3,504	3,999
Totals .....	128,072	152,291	121,612	1,752,902	1,996,271	1,947,942

## FISH, CURED OR SALTED.

Canada ..	47,011	3,483	7,250	333,284	359,377	232,710
Newfoundland .....	3,575	1,371	6,936	96,894	91,582	119,651
France.....	4,742	4,453	5,718	73,017	74,570	102,584
Norway.....	32,917	20,585	23,229	360,637	265,669	277,340
United States.....	21,650	11,854	5,261	279,429	262,317	244,451
Other Countries.....	20,550	17,515	27,854	278,795	315,034	260,868
Totals .....	130,445	59,261	76,248	1,422,056	1,368,549	1,237,604

## EGGS.

	Gt. Hd.	Gt. Hd.	Gt. Hd.	Gt. Hd.	Gt. Hd.	Gt. Hd.
Canada .....	8,670	11,220	16,492	575,558	747,905	652,139
Belgium ..	197,248	293,786	176,047	2,380,179	2,446,440	2,339,819
Denmark ..	109,520	96,822	102,490	1,775,198	2,006,810	2,271,698
France.....	118,826	104,509	103,861	2,663,293	2,100,779	2,287,914
Germany ..	193,536	435,680	228,840	2,950,664	3,063,272	3,248,146
Russia .....	12,696	29,189	8,112	3,123,305	3,662,396	4,297,524
Other Countries.....	102,272	108,740	244,252	514,681	734,158	877,668
Totals.....	742,768	1,079,946	880,094	13,982,878	14,761,760	15,974,908

## (B.)—INQUIRIES RELATING TO CANADIAN TRADE.

The following inquiries were received by this department since the publication of the last Monthly Report :—

1. *Inquiries at the office of the High Commissioner for Canada in London, Eng., where further particulars may be obtained :—*

(1.) A firm of bullion melters, refiners and assayers who have a completely equipped plant for experimental work are desirous of communicating with Canadian firms wishing to have small trials carried out on parcels of gold and other ores.

(2.) Inquiry is made for Canadian importers of glass tubes for water gauges by a firm desirous of establishing an agency for these goods in the Dominion.

(3.) Enquiry comes from Dublin for the names of Canadian exporters of railway tie square sleepers.

(4.) The services of a commission agent in Tangier are offered to Canadian firms desiring business relations in that quarter.

(5.) An engineering company asks if there is a good market in Canada for oil engines, as they are desirous of introducing one which is simple, effective and cheaper than those at present in general use. They require the services of a good firm to act as agents.

(6.) An inquiry has been received for names of lumber merchants who can guarantee supplies of birch in fairly straight round logs 4 to 8 feet in length and 18 inches and upwards diameter. The wood is required for cutting veneers, and quotations must be at a very low figure.

(7.) A Paris house asks to be placed in touch with large exporters from Canada of spruce wood and yellow pine.

(8.) A metal and mineral broker at Swansea wishes to correspond with firms in the Dominion desiring representation in that city. He is prepared to accept agencies for goods suitable to the local market, and he is in a position to place minerals and look after seller's interest in weighing and sampling.

2. *Inquiries at the office of the curator, Canadian Section, Imperial Institute, London, Eng., from whom further information may be obtained :—*

(1.) A Scotch house possessing a connection with the wholesale confectionery and grocery trade is in a position to handle suitable Canadian products, and is also open to consider agencies for the Far East in connection with their China house.

(2.) A well known London firm advises that they have a good opening for consignments of Canadian ox and lunch tongues and meats of good quality and carefully packed.

(3.) A large importer of wooden handles of all descriptions in the north of England would like to receive catalogues and prices from Canadian manufacturers in a position to ship.

(4.) A northern firm of importers wishes to hear from Canadian manufacturers of gig spokes, wheels and hickory hammer shafts.

(5.) A Glasgow house asks for names of Canadian manufacturers of nuts and bolts upon a scale.

(6.) An Irish firm is open to contract for up to 50,000 sets spruce box boards cut to specifications for a patent box, and invites quotations from Canadian manufacturers in a position to supply.

(7.) A Midland firm of anchor and chain manufacturers is prepared to appoint a capable resident agent.

(8.) A Midland manufacturer seeks exporters of Canadian hardwood ready for turning.



(9.) A Welch firm desires immediate quotations for 150,000 spruce or whitewood boxes. Tops 18 in. by 11 in. by  $\frac{7}{16}$  in. Sides 18 in. by 9 in. by  $\frac{7}{16}$  in. Ends 10 in. by 9 in. by  $\frac{7}{16}$  in. Prices c. i. f., London. Delivery in London before May 31 next.

(10.) A London firm of merchants wishes to hear from Canadian shippers of spruce and poplar pulpwood. They have orders for several cargoes for shipment during the coming summer.

(11.) A London house states that they are in an excellent position to handle quantities of Canadian "amber" and other mica, and invite orders.

### (C.)—TRADE OF BRITISH GUIANA.

No. 1.—RETURN showing the Value of the Imports into British Guiana from the under-mentioned Countries from 1883 to 1899, also Exports from Canada to British Guiana.

YEARS ENDED.	IMPORTS INTO BRITISH GUIANA FROM				Exports from Canada to British Guiana. Years ended June 30.
	Totals.	Great Britain.	United States.	British North America.	
	\$	\$	\$	\$	\$
December 31, 1883.....	10,826,956	6,160,596	2,054,969	863,215	428,153
" 1884.....	9,730,647	5,350,925	1,573,821	545,815	332,225
" 1885.....	7,141,259	3,526,732	1,680,664	441,718	202,992
" 1886.....	6,989,983	3,830,324	1,439,872	491,884	182,680
" 1887.....	7,802,123	4,459,891	1,542,835	461,992	224,978
" 1888.....	7,718,806	4,468,160	1,568,730	412,406	211,711
" 1889.....	8,778,381	5,114,954	1,953,820	170,786	220,915
" 1890.....	9,183,974	5,494,812	1,846,267	303,544	193,117
" 1891.....	8,311,147	4,513,332	1,824,684	350,916	*220,269
March 31, 1893.....	8,664,219	4,618,714	2,128,655	442,930	†259,144
" 1894.....	9,347,455	5,094,728	2,342,487	437,075	277,087
" 1895.....	8,121,250	4,294,293	2,120,825	472,051	385,917
" 1896.....	7,025,291	3,843,776	1,857,336	337,472	274,536
" 1897.....	6,529,655	3,813,983	1,455,788	421,531	271,457
" 1898.....	6,243,816	3,605,606	1,663,129	307,169	273,937
" 1899.....	6,674,205	3,709,315	1,855,937	281,288	238,614

\* 1891. † 1892.

No. 2.—RETURN showing, by Classes, the Imports of British Guiana for the Years ended March 31, 1895 to 1899.

CLASSES.	YEARS ENDED MARCH 31.				
	1894-5.	1895-6.	1896-7.	1897-8.	1898-9.
	\$	\$	\$	\$	\$
1. Live animals, food, drink and narcotics.....	3,776,679	3,633,091	2,908,872	2,972,556	3,081,924
2. Raw materials.....	28,559	249,726	256,957	142,895	246,092
3. Manufactured articles.....	4,189,886	3,036,574	3,045,923	3,074,907	3,169,411
4. Coin and bullion.....	126,126	105,900	317,903	53,458	176,778
Total Imports.....	8,121,250	7,025,291	6,529,655	6,243,816	6,674,205

No. 3.—RETURN showing the Values of the Exports from British Guiana to the under-mentioned countries from 1883 to 1899; also Imports into Canada from British Guiana.

YEARS ENDED	EXPORTS FROM BRITISH GUIANA TO				*Imports into Canada from British Guiana. Years ended June 30.
	Totals.	Great Britain.	United States.	British North America.	
	\$	\$	\$	\$	\$
December 31, 1883.....	15,437,125	7,737,912	5,901,670	469,682	296,661
" 1884.....	11,300,556	8,649,901	1,370,575	179,672	285,610
" 1885.....	8,764,005	6,295,583	1,500,768	97,177	160,581
" 1886.....	8,967,247	5,214,302	2,738,064	160,707	100,002
" 1887.....	10,660,881	5,586,875	3,960,362	205,938	147,996
" 1888.....	9,853,701	4,882,756	3,765,252	148,078	182,267
" 1889.....	12,026,507	6,410,626	4,296,323	203,709	182,143
" 1890.....	10,520,721	4,666,520	4,626,263	204,867	212,121
" 1891.....	12,325,096	5,939,854	5,397,537	218,148	{ +140,629 +409,900
March 31, 1893.....	11,841,637	6,184,531	4,772,073	310,591	347,615
" 1894.....	11,480,067	6,006,464	4,372,524	481,162	503,697
" 1895.....	9,927,525	6,199,896	2,906,796	128,534	173,412
" 1896.....	8,611,567	4,712,159	3,200,772	206,079	194,031
" 1897.....	9,244,023	4,692,673	3,790,904	96,982	102,700
" 1898.....	8,680,989	4,618,539	3,429,033	80,265	62,588
" 1899.....	8,641,696	3,978,903	4,616,651	34,796	46,576

\*Imports prior to 1892 entered for consumption.

†1891.

‡1892.

No. 4.—RETURN showing, by Classes, the Exports of British Guiana for the Years ended March 31, 1895 to 1899.

CLASSES.	YEARS ENDED MARCH 31.				
	1894-5.	1895-6.	1896-7.	1897-8.	1898-9.
	\$	\$	\$	\$	\$
1. Live animals, food, drink and narcotics.....	7,055,936	6,058,014	6,479,300	6,026,568	6,172,524
2. Raw materials.....	171,424	122,669	273,818	255,393	242,594
3. Manufactured articles.....	148,816	141,260	161,447	147,723	142,111
4. Coin and bullion.....	2,551,349	2,289,624	2,329,458	2,251,305	2,084,467
Total Exports.....	9,927,525	8,611,567	9,244,023	8,680,989	8,641,696

No. 5.—STATEMENT of Imports into British Guiana, together with portion furnished by Great Britain, United States and British North America for the Years ended March 31, 1898 and 1899; also the Exports from Canada to British Guiana during the Years ended June 30, 1898 and 1899, of the Articles mentioned.

42

ARTICLES.	IMPORTS INTO BRITISH GUIANA, YEARS ENDED MARCH 31.								Exports from Canada to British Guiana, Years ended June 30.		Tariff of British Guiana.
	Totals.		From Great Britain.		From United States.		From British North America.				
	1897-8.	1898-9.	1897-8.	1898-9.	1897-8.	1898-9.	1897-8.	1898-9.	1898.	1899.	
	£	£	£	£	£	£	£	£	£	£	
Bacon .....	2,949	2,404	2,214	1,095	662	1,309	73				2c. per lb.
Bicycles .....		41,926		16,872		22,941		233		383	10 p.c. ad valorem.
Butter .....	88,475	85,078	57,928	50,364	6,925	8,501	1,772	1,484	71	783	2c. per lb.
Beef, pickled .....	74,975	106,560	131	58	74,839	106,497					1c. "
Bread and biscuits .....	32,422	38,027	9,056	7,114	23,344	30,689	9	10		10	Sweetened, 5c. per lb. ; not sweet- ened, 1c. per lb.
Building materials .....	33,701	44,734	25,272	35,565	8,068	9,027	180	142			10 p.c. ad valorem.
Cheese .....	30,762	32,923	4,433	8,396	16,084	12,545	380	1,095	545	724	2c. per lb.
Clothing .....	36,679	32,441	35,905	32,164	272	9	20	9	10	15	10 p.c. ad valorem.
Coals .....	173,837	181,847	170,211	168,678	3,626	13,130			7,976	12,423	Loose, 50c. per ton ; packages, 32c. per hhd.
Confectionery .....	11,587	10,321	10,583	9,367	637	316		12			7c. per lb.
Cornmeal and oatmeal .....	17,145	24,970	2,822	1,465	13,986	22,678	131			75	1c. "
Cordage and twine .....	23,978	29,385	21,125	25,963	2,853	3,401					Cordage, \$1 per 112 lbs. ; twine, 2c. per lb.
Drugs .....	45,036	43,605	40,096	36,864	3,699	5,425	453	389	1,282	636	10 p.c. ad valorem.
Fish, dried .....	228,250	240,373	2,705	4,190	32,067	44,734	163,319	145,654	164,471	125,159	50c. per 112 lbs.
" all other .....	57,049	59,917	14,248	19,419	19,948	17,518	19,515	15,649	14,687	9,797	See note (A).
Flour .....	678,417	680,130	1,270	423	665,020	642,224	7,654	17,768	10,482	9,536	\$1 per bbl.
Glass manufactures .....	12,580	17,704	10,687	14,030	1,674	1,679	73			2	10 p.c. ad valorem.
Haberdashery and millinery .....	124,770	127,195	121,579	125,973	263	185	53				" "
Ham .....	28,766	24,450	7,762	7,217	20,901	17,028	63				2c. per lb.
Horses .....	3,844	3,484			506	204	2,939	3,041	1,200	2,100	Stallions under 14½ hands in height, \$100 each; other \$10 each.
Hardware and cutlery .....	138,743	158,575	123,228	130,188	9,173	23,598	248	637	75	180	10 p.c. ad valorem.
Hay .....	5,367	6,311	340	12	4,108	2,964	919	3,333	463	2,930	10c. per 100 lbs.
Hoops, iron .....	13,120	12,458	12,920	10,550	200	1,903					10c. per 112 lbs.
Lumber .....	108,297	101,824			87,215	91,191	20,269	9,855	5,040	5,151	See note (B).
Lard .....	26,007	29,925	48	253	25,959	29,672					Compounded or watered, 3c. per lb. ; other, 1c. per lb.



No. 6.—STATEMENT of Exports from British Guiana, together with the portion sent to Imports into Canada from British Guiana during the Years

	EXPORTS FROM BRITISH GUIANA, YEARS			
	Totals.		To United States.	
	1897-8.	1898-9.	1897-8.	1898-9.
	\$	\$	\$	\$ cts.
Balata .....	150,662	142,729	219	642
Coal .....	11,996	9,621	.....	511
Molasses.....	47,795	58,244	.....	.....
Rice .....	104,730	39,089	.....	.....
Rum.....	645,252	704,260	194	181
Sugar.....	5,010,660	5,156,310	3,421,752	4,124,027
Timber.....	94,466	82,168	.....	.....
Totals.....	6,065,561	6,192,421	3,422,165	4,125,361
All other articles .....	364,123	364,808	4,488	488,579
Total merchandise.....	6,429,684	6,557,229	3,426,653	4,613,940
Bullion—				
Gold, raw. ....	2,221,317	2,023,298	2,380	2,711
Coin—				
Gold and silver.....	29,988	61,169	.....	.....
Total exports .....	8,680,989	8,641,696	3,429,033	4,616,651

\* All sugar above No. 16 Dutch standard in colour, and all refined sugar of whatever kinds, grades or standard, 1 cent per pound. Sugar, N.E.S., not above No. 16 Dutch standard in colour, sugar drainings, or pumpings drained in transit, melado or concentrated melado, tank bottoms and sugar concrete,  $\frac{1}{2}$  cent per pound; the usual packages in which imported to be free. Syrups and molasses of all kinds, N.O.P., the product of the sugar cane or beet, N.E.S., and all imitations thereof or substitutes therefor,  $\frac{3}{4}$  cent per pound. Molasses produced in the process of the manufacture of cane sugar from the juice of the cane without any admixture with any other ingredient, when imported in the original package in which it was placed at the point of production and not afterwards subjected to any process of treating or mixing, the package in which imported, when of wood to be free:—*a.* Testing by polariscope, 40 degrees or over,  $1\frac{3}{4}$  cents per gallon. *b.* When testing by polariscope less than 40 degrees and not less than 35 degrees,  $1\frac{3}{4}$  cents per gallon, and in addition thereto 1 cent per gallon for each degree or fraction of a degree less than 40 degrees.

the United States and Canada for the Years ended March 31, 1898 and 1899; also ended June 30, 1898 and 1899, of the Articles mentioned.

ENDED MARCH 31. To British North America.		IMPORTS INTO CANADA FROM BRITISH GUIANA, YEARS ENDED JUNE 30.		TARIFFS OF	
1897-8.	1898-9.	1898.	1899.	Canada.	United States.
\$	\$	\$	\$		
7,406	6,491	12,333	17,675	{ Bituminous, 53 cts. per ton of 2,000 lbs. .... Anthracite, free .....	{ Bituminous, 67 cts. per ton of 2,240 lbs. Anthracite, free.
17,452	16,308	8,030	10,486	{ Cleaned, 1½ cts. per lb... { Uncleaned, ½ c. per lb...	{ Cleaned, 2 cts. per. lb. { Uncleaned, 1½ cts per lb.
55,397	11,451	39,601	15,794	\$2.40 per Imperial gallon. *	\$2.25 per wine gallon. †
80,255	34,250	59,964	43,955		
10	546	2,624	2,621		
80,265	34,796	62,588	46,576		
80,265	34,796	62,588	46,576		

† Sugars not above number sixteen Dutch standard in colour, tank bottoms, syrups of cane juice, melada, concentrated melada, concrete and concentrated molasses, testing by the polariscope not above 75 degrees, ninety-five one-hundredths of 1 cent per pound, and for every additional degree shown by the polariscope test, thirty-five one-thousandths of 1 cent per pound additional, and fractions of a degree in proportion; and on sugar above the number sixteen Dutch standard in colour, and on all sugar which has gone through a process of refining, 1 cent and ninety-five one-hundredths of 1 cent per pound; molasses testing above 40 degrees, and not above 56 degrees, 3 cents per gallon; testing 56 degrees and above, six cents per gallon; sugar drainings and sugar sweepings shall be subject to duty as molasses or sugar, as the case may be, according to polariscopic test.

## (D).—TRADE OF UNITED STATES.

STATEMENT, by Groups, of the Imports and Exports of the United States for the Years ended December 31, 1897 to 1899.

GROUPS.	TWELVE MONTHS ENDED DECEMBER 31.					
	1897.		1898.		1899.	
	\$	p. c.	\$	p. c.	\$	p. c.
Imports, free of duty—						
Articles of food and live animals	118,144,740	31·31	87,323,654	32·54	96,289,513	27·44
Articles in a crude condition for domestic industry.	206,205,487	54·66	150,178,595	55·96	209,879,608	59·83
Articles manufactured—						
For mechanic arts	25,293,522	6·71	19,166,517	7·14	27,362,123	7·80
For consumption	20,942,277	5·55	7,842,537	2·93	10,660,390	3·04
Articles of voluntary use, &c.	6,702,370	1·77	3,851,377	1·43	6,622,320	1·89
Total, free of duty.	377,288,396	100·00	268,362,680	100·00	350,813,954	100·00
Imports, dutiable—						
Articles of food and live animals	102,349,373	28·02	100,506,148	27·41	133,681,872	29·62
Articles in a crude condition for domestic industry.	32,560,387	8·91	40,070,823	13·39	57,614,351	12·86
Articles manufactured—						
For mechanic arts	55,878,363	15·29	39,961,169	10·90	48,013,882	10·73
For consumption	97,893,605	26·80	96,962,272	26·45	107,679,466	24·03
Articles of voluntary use, &c.	76,725,105	20·98	80,095,137	21·85	101,042,046	22·76
Total, dutiable	365,306,833	100·00	366,595,549	100·00	448,031,617	100·00
Imports, free and dutiable—						
Articles of food and live animals	200,494,113	29·70	187,829,802	29·58	229,971,385	28·75
Articles in a crude condition for domestic industry.	238,765,874	32·15	199,249,418	31·85	267,493,959	33·45
Articles manufactured—						
For mechanic arts	81,171,885	10·93	59,127,686	9·31	75,376,005	9·45
For consumption	118,835,882	16·00	104,804,809	16·50	118,339,856	14·90
Articles of voluntary use, &c.	83,327,475	11·22	83,946,514	12·76	107,664,366	13·45
Total imports of merchandise	742,595,229	100·00	634,958,229	100·00	798,845,571	100·00
Per cent of free.		50·8		42·26		43·91
Exports:—						
Domestic—						
Products of—Agriculture.	730,294,792	67·63	851,922,450	69·06	782,105,048	62·42
Manufactures.	279,616,898	25·89	307,924,994	24·96	380,787,891	30·39
Mining.	19,792,796	1·83	25,851,092	2·09	33,279,187	2·66
Forest.	40,834,864	3·78	39,030,313	3·16	47,562,121	3·80
Fisheries.	5,649,945	52	5,819,208	47	5,637,077	45
Miscellaneous.	3,645,001	35	3,016,771	26	3,532,663	28
Total domestic.	1,079,834,296	100·00	1,223,564,828	100·00	1,252,903,987	100·00
Foreign—						
Free of duty.	8,840,180	44·48	10,463,526	17·72	9,548,468	42·26
Dutiable.	11,034,569	55·52	11,466,004	52·28	13,047,216	57·74
Total foreign.	19,874,749	100·00	21,929,530	100·00	22,595,684	100·00
Total exports of merchandise	1,099,709,045	.....	1,245,494,358	.....	1,275,499,671	.....
Aggregate trade:—						
Imports	742,595,229	40·31	634,958,229	33·76	798,845,571	38·51
Exports	1,099,709,045	59·69	1,245,494,358	66·24	1,275,499,671	61·49
Totals.	1,842,304,274	100·00	1,880,452,587	100·00	2,074,345,242	100·00

# INDEX.

## I. STATISTICS:—

### CANADIAN TRADE.

	Page.
(A) Revenue and Expenditure during months and seven months ended January 31, 1899 and 1900...	4
(B) Inland Revenue collected during months and seven months ended January 31, 1899 and 1900.	5
(C) Imports (dutiable) and duty collected during months and seven months ended January 31, 1899 and 1900.	6
(D) Imports (free) during months and seven months ended January 31, 1899 and 1900.	9
(E) Value of the Import Trade of Canada during the months and seven months ended January 31, 1894 to 1900.	10
(F) Exports, January, 1899 and 1900.	11
(G) Exports during seven months ended January 31, 1899 and 1900.	11
(H) Value of the Export Trade (Home Produce) of Canada during the months and seven months ended January 31, 1894 to 1900.	12
(I) Value of the Export Trade (Foreign Produce) of Canada during the months and seven months ended January 31, 1894 to 1900.	13
(J) Value of the Export Trade (Totals) of Canada during the months and seven months ended January 31, 1894 to 1900.	14
(K) Value of the Trade of Canada during the months and seven months ended January 31, 1894 to 1900.	15
(L) Revenue and Expenditure during each month of the Fiscal Year ended June 30, 1899, and same for seven months of the Fiscal Year ending June 30, 1900.	16
(M) Inland Revenue collected during each month of the Fiscal Year ended June 30, 1899, and same for seven months of the Fiscal Year ending June, 30 1900.	17
(N) Imports into (dutiable and free), with duty collected thereon, and Exports from Canada during each month of the Fiscal Year ended June 30, 1899, and same for seven months of the Fiscal Year ending June 30, 1900.	18

### FOREIGN TRADE.

#### GREAT BRITAIN.

(O) Quantities and Values of the Principal Articles of Merchandise imported into Great Britain from Canada during the months and the seven months ended January 31, in the years 1898, 1899 and 1900.	19
(P) Quantities and Values of the Principal Articles of Merchandise exported from Great Britain to British North America during the months and the seven months ended January 31, in the years 1898, 1899 and 1900.	20

#### UNITED STATES.

(Q) Quantities and Values of the Principal Articles of Merchandise imported into the United States from British North America during the months and the six months ended December 31, in the years 1897, 1898 and 1899.	23
(R) Quantities and Values of the Principal Articles of Merchandise exported from the United States to British North America during the months and the six months ended December 31, in the years 1897, 1898 and 1899.	24
(S) Imports and Exports of the United States from and to Principal Foreign Countries in the latest month for which Returns have been received, with aggregates for the period from January 1 preceding, including such latest month.	26
(T) Imports and Exports of the United States from and to the British Empire, and (Totals) Foreign Countries in the latest month for which Returns have been received, with aggregates for the period from January 1 preceding, including such latest month.	27



## MISCELLANEOUS.

(U) Imports into and Exports from Principal Countries in the latest month for which Returns have been received, with aggregates for the period of the calendar year, including such latest month. ....	28
--	----

## II. NEW TARIFFS :—

(A) Nigeria . . . . .	29
-----------------------	----

## III. TARIFF CHANGES :—

(A) and (B) British Central Africa Protectorate. ....	31
(C) and (D) British India . . . . .	31-32
(E) St. Vincent. ....	33

## IV. COMMERCIAL AGENCIES :—

Reports of Commercial Agents—	
(A.) Argentine Republic and Uruguay (Mr. D. M. Rennie). ....	35

## V. GENERAL COMMERCIAL INFORMATION :—

(A) Imports of Principal Foodstuffs into Great Britain. ....	37
(B) Inquiries relating to Canadian trade. ....	39
(C) Trade of British Guiana. ....	40
(D) Trade of United States. ....	46