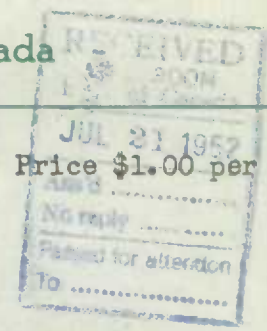
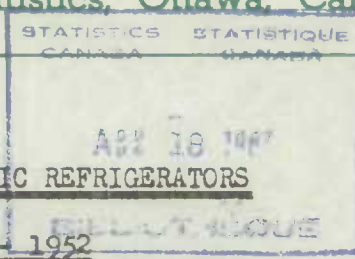



43-001

D.B.S. MEMORANDUM

Dominion Bureau of Statistics, Ottawa, Canada

Vol. 7-No. 4



DOMESTIC ELECTRIC REFRIGERATORS

APRIL - 1952

Production of domestic type electric refrigerators totalled 13,719 units in April, 1952, compared with 34,216 in April, 1951. The cumulative total for the first four months of this year was 43,009 units and for last year the comparative figure was 135,758 units.

Table 1 - Production, Factory Shipments and Factory Stocks of Domestic Type Electric Refrigerators

	April	April	Four months ended April	
	1951	1952	1951	1952
	(Number)			
Stock at beginning of period ..	6,344	29,291	3,011	46,777
Production during period	34,216	13,719	135,758	43,009
Shipped during period -				
Newfoundland	29	73	266	215
Maritimes	1,715	1,424	7,033	2,760
Quebec	9,573	5,490	35,989	16,774
Ontario	12,897	9,759	54,286	28,933
Manitoba	2,183	1,171	8,984	4,617
Saskatchewan	977	883	3,927	2,709
Alberta	1,946	2,254	7,824	7,422
British Columbia	3,847	2,149	12,766	6,461
CANADA	33,167	23,203	131,075	69,891
Export	511	5	812	93
Stock at end of period	6,882	19,802	6,882	19,802

Table 2 - Imports and Exports of Refrigerators

	April, 1952		Four months ended April, 1952	
	Number	\$	Number	\$
<u>Imports</u>				
Electric refrigerators, domestic or store, completely equipped or not	10,755	1,773,813	22,764	3,716,472
Refrigerators, other, equipped or not ...	484	66,853	698	87,783
Refrigerator parts	532,175	...	1,697,693
<u>Exports</u>				
Refrigerators and parts, electric (*) ...	21	7,354	218	56,940
Refrigerators, other, and parts (*)	1	16	1	16

(*) Value figures include the value of parts as well as of complete refrigerators. Also the figures include beverage coolers, etc., as well as complete domestic type refrigerators.



1010660780

43-001

INDIVIDUAL

D.B.



Faint, mostly illegible text and lines, possibly a form or document content, including some horizontal lines and vertical columns.