


JAN 31 1950



DOMINION BUREAU OF STATISTICS
Industry and Merchandising Division
OTTAWA


Published by Authority of the Rt. Hon. C. D. Howe, Minister of Trade and Commerce

MC21



CEMENT AND CEMENT PRODUCTS

NOVEMBER - 1949



Price 10 cents

Shipments to customers by Canadian manufacturers of Portland cement totalled 1,382,515 barrels in November, 1949 compared with 1,465,728 barrels in October. In 1948, the November shipments amounted to 1,308,233 barrels as against 1,373,331 barrels in the previous month. Actual production for November, 1949 was 1,373,935 barrels compared with 1,256,097 barrels in the corresponding month of 1948.


Table 1 - Production, Shipments and Stocks of Portland Cement, November and Year to Date, 1948 and 1949

	November		Eleven Months Ended November	
	1948	1949	1948	1949
	(barrels)			
Stocks at plants and warehouses at beginning of period	346,478	276,455	731,194	600,368
Production	1,256,097	1,373,935	12,953,629	14,819,685
Shipments to customers	1,308,233	1,382,515	13,356,970	15,143,272
Used at plants	3,657	203	30,476	9,109
Stocks at plants and warehouses at end of period	290,685	267,672	290,685	267,672
Exports	5,775	16	71,532	19,140
Imports	143,056	(*)	1,082,750	(*)

(*) Imports for November not yet available. Imports for October amounted to 360,680 barrels and the total for the ten months was 1,979,317 barrels.

This report was prepared in the Mining, Metallurgical and Chemical Section.

DEPARTMENT OF STATE
BUREAU OF STATISTICS
Washington, D.C. 20520



[Faint, mostly illegible text and lines covering the lower half of the page, possibly representing a list or report content.]

Table 2 - Production in Canada and Factory Shipments of Specified Concrete Products,
November, 1948 and 1949

		1	2	4	8	1	2	4	9
		Quantity		Quantity		Quantity		Quantity	
		made		shipped		made		shipped	
		during		during		during		during	
		period		period		period		period	
<u>N o v e m b e r</u>									
Concrete brick	No.	2,634,120		2,616,795		2,299,592		2,680,800	
Concrete block: Solid	No.	3,216		5,625		6,954		11,396	
Hollow	No.	3,227,359		3,232,934		3,552,396		3,329,025	
Cinder	No.	932,509		899,482		992,402		920,028	
Concrete chimney blocks	No.	Not available				57,828		45,683	
Cement drain pipe, sewer pipe, water pipe and culvert tile .	Tons	11,278		11,551		9,897		10,450	
<u>Eleven Months Ended November</u>									
Concrete brick	No.	19,761,975		20,221,530		29,253,935		27,388,283	
Concrete block: Solid	No.	43,062		44,532		62,720		78,872	
Hollow	No.	29,819,527		30,214,599		34,711,223		32,497,773	
Cinder	No.	8,266,722		8,282,605		10,439,425		10,284,984	
Concrete chimney blocks	No.	Not available				232,411		227,266	
Cement drain pipe, sewer pipe, water pipe and culvert tile .	Tons	150,932		145,901		107,802		102,482	

- - - - -



1010643533