


DOMINION BUREAU OF STATISTICS

Industry and Merchandising Division

OTTAWA



*Handwritten notes and signature*


Published by Authority of the Rt. Hon. C. D. Howe, Minister of Trade and Commerce

Vol. 2-No. 4  
MC21

Price 10 cents

CEMENT AND CEMENT PRODUCTS

APRIL - 1950



Shipments to customers by Canadian manufacturers of Portland cement totalled 1,382,290 barrels in April, 1950 compared with 790,357 barrels in the previous month. In 1949, the April shipments amounted to 1,535,469 barrels as against 908,307 barrels in the previous month. Actual production for April, 1950 was 1,272,900 barrels compared with 1,275,150 barrels in the corresponding month of 1949.

Table 1 - Production, Shipments and Stocks of Portland Cement, April and Year to Date 1949 and 1950

	April		Year to date	
	1949	1950	1949	1950
	(barrels)			
Stocks at plants and warehouses at beginning of period .....	1,229,315	1,800,083	600,368	812,408
Production .....	1,275,150	1,272,900	4,840,118	4,937,420
Shipments to customers .....	1,535,469	1,382,290	4,466,996	4,058,347
Used at plants .....	1,428	844	5,922	1,632
Stocks at plants and warehouses at end of period .....	967,568	1,689,849	967,568	1,689,849
Exports .....	271	17	2,235	90
Imports .....	110,742	(x)	171,939	(x)

(x) Imports for April not yet available. Imports for March amounted to 12,659 barrels and the total for the three months is 24,565 barrels.

The April output of concrete building materials included the following items: brick, 2,578,785 pieces; hollow blocks, 3,028,199 pieces; cinder blocks, 771,743 pieces; chimney blocks, 7,400 pieces; and pipe, 14,739 tons. These figures represent production by 113 of the principal manufacturers which normally account for 85 per cent of the total Canadian output of concrete products.

Note: This report was prepared in the Mining, Metallurgical and Chemical Section.




Table 2 - Production and Factory Shipments of Specified Concrete Products, April, 1949 and 1950

		1 9 4 9		1 9 5 0	
		Quantity made during period	Quantity shipped during period	Quantity made during period	Quantity shipped during period
<u>April</u>					
Concrete brick .....	No.	2,169,154	1,769,834	2,578,785	2,171,136
Concrete block: Solid ...	No.	1,889	3,790	21,992	20,108
Hollow ..	No.	2,952,999	3,068,188	3,028,199	3,248,933
Cinder ..	No.	884,808	923,579	771,743	693,034
Concrete chimney blocks .	No.	15,878	14,869	7,400	14,613
Cement drain pipe, sewer pipe, water pipe and culvert tile .....	Tons	8,068	4,619	14,739	11,862
<u>Four Months Ended April</u>					
Concrete brick .....	No.	6,496,445	5,051,008	6,890,863	5,695,156
Concrete block: Solid ...	No.	13,535	15,880	50,485	38,180
Hollow ..	No.	9,634,444	6,884,280	9,544,797	8,207,999
Cinder ..	No.	3,813,254	3,423,548	2,802,164	2,519,234
Concrete chimney blocks .	No.	35,281	32,597	78,959	53,200
Cement drain pipe, sewer pipe, water pipe and culvert tile .....	Tons	31,306	18,539	39,779	27,232

STATISTICS CANADA LIBRARY  
BIBLIOTHÈQUE STATISTIQUE CANADA



1010643523