

CATALOGUE No.

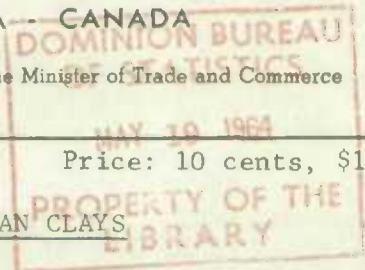
44-005

MONTHLY

DOMINION BUREAU OF STATISTICS

OTTAWA - CANADA

Published by Authority of the Minister of Trade and Commerce



Vol. 22, No. 1

Price: 10 cents, \$1.00 a year

PRODUCTS MADE FROM CANADIAN CLAYS

JANUARY 1964

TABLE 1. Producers' Sales of Products made from Domestic Clays

| | Quantity | | Value | |
|--|----------|--------|-----------|-----------|
| | 1963 | 1964 | 1963 | 1964 |
| | dollars | | | |
| <u>January</u> | | | | |
| Building brick M | 16,720 | 32,416 | 776,384 | 1,511,016 |
| Structural tile tons | 7,401 | 6,958 | 154,835 | 138,431 |
| Drain tile M | 788 | 1,491 | 44,527 | 99,856 |
| Sewer pipe and flue linings | .. | .. | 296,100 | 362,019 |
| Fireclay blocks and shapes | .. | .. | 1,065 | 4,789 |
| Pottery (Flower pots, stoneware, artware, etc.) | .. | .. | 61,772 | 89,069 |
| Other clay products (including firebrick, fireclay, china clay, etc.) | .. | .. | 188,748 | 250,660 |
| Totals | .. | .. | 1,523,431 | 2,455,840 |

.. Figures not available.

May 1964
6522-825

Industry Division

TABLE 2. Production, Producers' Sales and Producers' Stocks of Certain Clay Products

| | Stocks at beginning of month | Production | Sales | Stocks at end of month |
|-----------------------|------------------------------------|------------|---------|------------------------------|
| thousands | | | | |
| <u>January 1964</u> | | | | |
| Building brick: | | | | |
| Atlantic provinces .. | 7,649 | 2,212 | 2,212 | 7,649 |
| Quebec | 35,693 | 6,727 | 9,566 | 32,854 |
| Ontario | 93,648 | 16,336 | 18,098 | 91,886 |
| Prairie provinces ... | 23,102 | 2,384 | 2,273 | 23,213 |
| British Columbia | 187 | 224 | 267 | 144 |
| Canada total | 160,279 | 27,883 | 32,416 | 155,746 |
| tons | | | | |
| Structural tile: | | | | |
| Atlantic provinces .. | 3,216 | 600 | 600 | 3,216 |
| Quebec | 21,956 ^r | 3,821 | 3,902 | 21,875 |
| Ontario | 41,487 | 4,161 | 2,251 | 43,397 |
| Prairie provinces ... | (1) | (1) | (1) | (1) |
| British Columbia | 4,881 | 124 | 205 | 4,800 |
| Canada total | 71,540 | 8,706 | 6,958 | 73,288 |
| thousands | | | | |
| Drain tile: | | | | |
| Atlantic provinces .. | 98 | 100 | 100 | 98 |
| Quebec | 551 ^r | 284 | 103 | 732 |
| Ontario | 1,724 ^r | 1,349 | 907 | 2,166 |
| Prairie provinces ... | (1) | (1) | (1) | (1) |
| British Columbia | 1,840 | 403 | 381 | 1,862 |
| Canada total | 4,213 ^r | 2,136 | 1,491 | 4,858 |
| feet | | | | |
| Flue lining: | | | | |
| Canada total | 519,518 | 104,968 | 110,106 | 514,380 |
| feet | | | | |
| Vitrified sewer pipe: | | | | |
| Canada total | 744,227 | 496,668 | 497,162 | 743,733 |

(1) Included with British Columbia.

^r Revised figures.

TABLE 3. Specified Canadian Imports of Clay Products(1)

| | | Quantity | Value |
|---------------------------------------|---------|-----------|-----------|
| | | | dollars |
| <u>December 1963</u> | | | |
| Chinaclay, ground | cwt. | 243,514 | 279,775 |
| Fireclay, ground | " | 62,908 | 35,031 |
| Clays, n.o.p., ground | | - | 75,484 |
| Activated clay to refine oil | | - | 57,888 |
| Building brick, glazed | M | 324 | 30,676 |
| Building brick, n.o.p. | M | 1,603 | 95,357 |
| Firebrick (furnace or kiln) | | - | 725,983 |
| Firebrick, n.o.p.(2) | | - | 268,396 |
| Brick, paving | M | - | - |
| Building blocks, building tile | | - | 55,278 |
| Drain pipes, sewer pipes, n.o.p. | | - | 8,348 |
| Earthenware tiles for roofing | | - | 168 |
| Tiles, earthenware, n.o.p. | | - | 4,899 |
| Tiles, floor and wall, earthenware .. | sq. ft. | 1,403,457 | 335,097 |
| China and porcelain ware, n.o.p. | | - | 8,069 |
| Tableware of china, porcelain | | - | 1,112,741 |
| Stoneware, earthenware, n.o.p. | | - | 262,004 |
| Crucibles, n.o.p. and covers | | - | 8,671 |
| Insulators, electric, porcelain | | - | 145,372 |
| Manufactures of clay, n.o.p. | | - | 71,983 |

(1) Latest available.

(2) Exclusive of chrome, magnesite and silica.

TABLE 4. Specified Canadian Imports of Clay Products(1)

| | | Quantity | Value |
|---------------------------------------|---------|------------|------------|
| | | | dollars |
| <u>Twelve months ended</u> | | | |
| <u>December 1963</u> | | | |
| Chinaclay, ground | cwt. | 3,475,167 | 3,649,438 |
| Fireclay, ground | " | 1,458,232 | 447,014 |
| Clays, n.o.p., ground | | - | 1,030,618 |
| Activated clay to refine oil | | - | 1,405,725 |
| Building brick, glazed | M | 3,776 | 373,635 |
| Building brick, n.o.p. | M | 25,107 | 1,585,580 |
| Firebrick (furnace or kiln) | | - | 7,194,375 |
| Firebrick, n.o.p.(2) | | - | 3,400,584 |
| Brick, paving | M | - | 8,456 |
| Building blocks, building tile | | - | 798,742 |
| Drain pipes, sewer pipes, n.o.p. | | - | 65,318 |
| Earthenware tiles for roofing | | - | 11,031 |
| Tiles, earthenware, n.o.p. | | - | 59,248 |
| Tiles, floor and wall, earthenware .. | sq. ft. | 15,639,027 | 3,244,251 |
| China and porcelain ware, n.o.p. | | - | 137,586 |
| Tableware of china, porcelain | | - | 14,468,603 |
| Stoneware, earthenware, n.o.p. | | - | 2,894,270 |
| Crucibles, n.o.p. and covers | | - | 117,015 |
| Insulators, electric, porcelain | | - | 1,584,773 |
| Manufactures of clay, n.o.p. | | - | 1,182,543 |

(1) Latest available.

(2) Exclusive of chrome, magnesite and silica.

TABLE 5. Specified Canadian Exports of Clay Products


| | January 1964 | |
|---|--------------|---------|
| | Quantity | Value |
| | | dollars |
| Clay bricks, blocks and tiles, n.e.s. | .. | 9,055 |
| Clays, ground or unground | cwt. - | - |
| Building brick, clay | M 396 | 18,118 |
| High tension insulators and insulated fittings for electrical equipment | .. | 14,885 |
| Stone, clay and concrete end products n.e.s. | .. | - |
| Firebrick and similar shapes | .. | 573,464 |


.. Figures not available.

TABLE 6. Number of Employees Reported by Manufacturers of Clay Products(1)
Ordinarily having Fifteen Employees and Over, 1962-64

| | 1962 | 1963 | 1964 |
|-----------------|-------|--------|-------|
| | | number | |
| January | 4,407 | 4,429 | 4,347 |
| February | 4,425 | 4,272 | |
| March | 4,559 | 4,324 | |
| April | 4,751 | 4,518 | |
| May | 5,046 | 4,969 | |
| June | 5,313 | 5,105 | |
| July | 5,429 | 4,932 | |
| August | 5,444 | 4,109 | |
| September | 5,333 | 5,026 | |
| October | 5,295 | 4,973 | |
| November | 5,039 | 4,824 | |
| December | 4,695 | 4,618 | |

(1) This group includes the manufacture of brick and tile, firebrick and fireclay products and pottery. The majority of the employees in the group are engaged in brick and tile production.





STATISTICS CANADA LIBRARY
BIBLIOTHÈQUE STATISTIQUE CANADA



1010646993