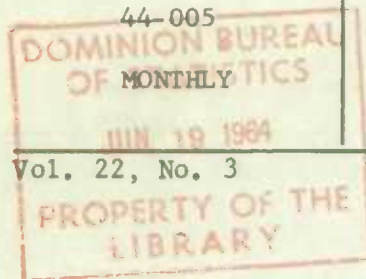


CATALOGUE No.

44-005



Historical File Copy

DOMINION BUREAU OF STATISTICS

OTTAWA - CANADA

Published by Authority of the Minister of Trade and Commerce

Vol. 22, No. 3

Price: 10 cents, \$1.00 a year

PRODUCTS MADE FROM CANADIAN CLAYS

MARCH 1964

TABLE 1. Producers' Sales of Products made from Domestic Clays

		Quantity		Value	
		1963	1964	1963	1964
<u>March</u>		dollars			
Building brick	M	28,471	45,707	1,374,294	2,178,955
Structural tile	tons	8,198	8,935	168,388	181,769
Drain tile	M	1,095	2,241	67,422	135,669
Sewer pipe and flue linings	333,530	446,892
Fireclay blocks and shapes	597	24,736
Pottery (flower pots, stoneware, artware, etc.)	55,551	87,592
Other clay products (including firebrick, fireclay, china clay, etc.)	254,882	296,560
Totals	2,254,664	3,352,173
<u>Three months ended</u>					
<u>March(1)</u>					
Building brick	M	59,139	108,974	2,817,533	5,127,028
Structural tile	tons	23,652	22,938	487,699	465,416
Drain tile	M	2,971	5,456	173,715	332,985
Sewer pipe and flue linings	929,304	1,180,490
Fireclay blocks and shapes	2,189	34,466
Pottery (flower pots, stoneware, artware, etc.)	175,018	248,906
Other clay products (including firebrick, fireclay, china clay, etc.)	705,212	772,284
Totals	5,290,670	8,161,575

.. Figures not available

(1) Includes revisions for January and February 1964 only.

June 1964

Industry Division

6522-825

TABLE 2. Production Producers' Sales and Producers' Stocks of Certain Clay Products

	Stocks at beginning of month ^r	Production	Sales	Stocks at end of month
thousands				
<u>March 1964</u>				
Building brick:				
Atlantic provinces ...	10,393	1,596	1,912	10,077
Quebec	27,188	8,591	13,623	22,156
Ontario	93,683	22,192	24,689	91,186
Prairie provinces	23,018	3,450	5,136	21,332
British Columbia	100	329	347	82
Canada total	154,382	36,158	45,707	144,833
tons				
Structural tile:				
Atlantic provinces ..	3,693	1,000	1,128	3,565
Quebec	22,417	3,738	4,113	22,042
Ontario	43,456	3,259	3,332	43,383
Prairie provinces ...	(1)	(1)	(1)	(1)
British Columbia	4,648	409	362	4,695
Canada total	74,214	8,406	8,935	73,685
thousands				
Drain tile:				
Atlantic provinces ..	170	95	41	224
Quebec	960	308	282	986
Ontario	2,437	1,643	1,384	2,696
Prairie provinces ...	(1)	(1)	(1)	(1)
British Columbia	1,798	430	534	1,694
Canada total	5,365	2,476	2,241	5,600
feet				
Flue lining:				
Canada total	554,549	178,292	147,422	585,419
feet				
Vitrified sewer pipe:				
Canada total	780,447	635,793	608,653	807,587

(1) Included with British Columbia.

^r Revised figures.

TABLE 3. Specified Canadian Imports of Clay Products(2)

		Quantity	Value
			dollars
<u>December 1963</u>			
China clay, ground	cwt.	243,514	279,775
Fireclay, ground	"	62,908	35,031
Clays, n.o.p., ground		-	75,484
Activated clay to refine oil		-	57,888
Building brick, glazed	M	324	30,676
Building brick, n.o.p.	M	1,603	95,357
Firebrick (furnace or kiln)		-	725,983
Firebrick, n.o.p.(1)		-	268,396
Brick, paving	M	-	-
Building blocks, building tile		-	55,278
Drain pipes, sewer pipes, n.o.p.		-	8,348
Earthenware tiles for roofing		-	168
Tiles, earthenware, n.o.p.		-	4,899
Tiles, floor and wall, earthenware ..	sq. ft.	1,403,457	335,097
China and porcelain ware, n.o.p.		-	8,069
Tableware of china, porcelain		-	1,112,741
Stoneware, earthenware, n.o.p.		-	262,004
Crucibles, n.o.p. and covers		-	8,671
Insulators, electric, porcelain		-	145,372
Manufactures of clay, n.o.p.		-	71,983

(1) Exclusive of chrome, magnesite and silica.

(2) Latest available.

TABLE 4. Specified Canadian Imports of Clay Products

		Quantity	Value
			dollars
<u>Twelve months ended</u>			
<u>December 1963</u>			
China clay, ground	cwt.	3,475,167	3,649,438
Fireclay, ground	"	1,458,232	447,014
Clays, n.o.p., ground		-	1,030,618
Activated clay to refine oil		-	1,405,725
Building brick, glazed	M	3,776	373,635
Building brick, n.o.p.	M	25,107	1,585,580
Firebrick (furnace or kiln)		-	7,194,375
Firebrick, n.o.p.(1)		-	3,400,584
Brick, paving	M	85	8,456
Building blocks, building tile		-	798,742
Drain pipes, sewer pipes, n.o.p.		-	65,318
Earthenware tiles for roofing		-	11,031
Tiles, earthenware, n.o.p.		-	59,248
Tiles, floor and wall, earthenware ..	sq. ft.	15,639,027	3,244,251
China and porcelain ware, n.o.p.		-	137,586
Tableware of china, porcelain		-	14,468,603
Stoneware, earthenware, n.o.p.		-	2,894,270
Crucibles, n.o.p. and covers		-	117,015
Insulators, electric, porcelain		-	1,584,773
Manufactures of clay, n.o.p.		-	1,182,543

(1) Exclusive of chrome, magnesite and silica.

TABLE 5. Specified Canadian Exports of Clay Products


	March 1964		Three months ended March	
	Quantity	Value	Quantity	Value
		dollars		dollars
Clay bricks, blocks and tiles, n.e.s.	44,073	..	63,809
Clays, ground or un-ground	cwt. 120	180	120	180
Building brick, clay ..	M 303	21,875	1,012	57,404
High tension insulators and insulated fittings for electrical equipment	30,320	..	84,267
Stone, clay and concrete end products n.e.s.	1,303	..	1,565
Firebrick and similar shapes	256,507	..	1,039,617


.. Figures not available.

TABLE 6. Number of Employees Reported by Manufacturers of Clay Products(1) Ordinarily having Fifteen Employees and Over, 1962-64

	1962	1963	1964
	number		
January	4,407	4,429	4,347
February	4,425	4,272	4,428
March	4,559	4,324	..
April	4,751	4,518	
May	5,046	4,969	
June	5,313	5,105	
July	5,429	4,932	
August	5,444	4,109	
September	5,333	5,026	
October	5,295	4,973	
November	5,039	4,824	
December	4,695	4,618	

(1) This group includes the manufacture of brick and tile, firebrick and fireclay products and pottery. The majority of the employees in the group are engaged in brick and tile production.
 .. Figures not available.





STATISTICS CANADA LIBRARY
BIBLIOTHÈQUE STATISTIQUE CANADA



1010646997