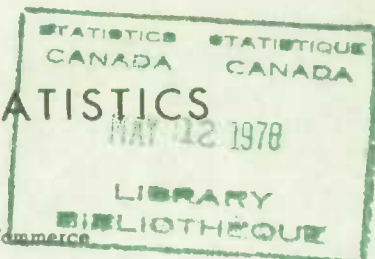


CATALOGUE No.
44-005
MONTHLY

Historical File Copy
DOMINION BUREAU OF STATISTICS
OTTAWA - CANADA

Published by Authority of the Minister of Trade and Commerce



Vol. 27, No. 6

Price: 10 cents, \$1.00 a year

PRODUCTS MADE FROM CANADIAN CLAYS

JUNE 1969

TABLE 1. Producers' Sales of Products made from Domestic Clays

	Quantity		Value		
	1968	1969	1968	1969	
			dollars		
<u>June</u>					
Building brick	M	55,067	53,292	3,209,586	3,280,243
Structural tile	tons	4,520	2,929	113,465	82,104
Drain tile	M	7,840	7,488	646,001	598,383
Sewer pipe and flue linings	ft.	808,365	932,250	487,081	525,400
Fireclay blocks and shapes	(1)	(1)
Pottery (flower pots, stoneware, artware, etc.)	148,644	158,667
Other clay products (including firebrick, fireclay, china clay, etc.)	259,737	334,098
Totals	4,864,514	4,978,895
<u>Six months ended June</u>					
Building brick	M	235,396	248,037	13,566,449	15,196,138
Structural tile	tons	23,997	21,312	589,778	566,539
Drain tile	M	30,301	25,463	2,510,723	2,166,345
Sewer pipe and flue linings	ft.	3,251,290	3,298,967	1,806,408	1,766,412
Fireclay blocks and shapes	(1)	(1)
Pottery (flower pots, stoneware, artware, etc.)	825,950	915,457
Other clay products (including firebrick, fireclay, china clay, etc.)	1,457,947	1,405,180
Totals	20,757,255	22,016,071

See "Note" on page 4. (1) Included with "Other clay products".

... Figures not appropriate or not applicable.

September 1969
6506-725

Manufacturing and Primary Industries Division

The contents of this document may be used freely but DBS should be credited when republishing all or any part of it.

TABLE 2. Production, Producers' Sales and Producers' Stocks of Certain Clay Products

	Stocks at beginning of month	Production	Sales	Stocks at end of month
thousands				
<u>June 1969</u>				
<u>Building brick</u>				
Atlantic provinces ...	12,410	2,959	3,384	11,985
Quebec	49,540 ^r	10,254	7,946	51,843(1)
Ontario	79,096	30,865	35,500	74,407(1)
Prairie provinces ...	(2)	(2)	(2)	(2)
British Columbia	26,131	6,070	6,462	25,824(1)
Canada total	167,177 ^r	50,148	53,292	164,059(1)
tons				
<u>Structural tile</u>				
Atlantic provinces ..	4,359	149	460	4,048
Quebec	6,585	759	928	6,413(1)
Ontario	12,196 ^r	1,692	1,480	12,408
Prairie provinces ...	(2)	(2)	(2)	(2)
British Columbia	2,688	53	61	2,680
Canada total	25,828 ^r	2,653	2,929	25,549(1)
thousands				
<u>Drain tile</u>				
Atlantic provinces ..	631	67	173	525
Quebec	1,393	1,507	1,824	1,076
Ontario	5,685 ^r	4,826	5,173	5,093(1)
Prairie provinces ...	(2)	(2)	(2)	(2)
British Columbia	508	439	318	629
Canada total	8,217 ^r	6,839	7,488	7,323(1)
feet				
<u>Flue lining</u>				
Canada total	761,717	38,126	154,903	644,940
<u>Vitrified sewer pipe</u>				
Canada total	1,674,562	459,450	777,347	1,356,665

See "Note" on page 4. (1) Will not balance due to physical inventory adjustments.
 (2) Included with British Columbia. ^r Revised figures.




TABLE 3. Specified Imports of Clay Products into Canada

	Quantity	Value
		\$'000
China clay, ground or unground	cwt.	
Fire clay, ground or unground	"	
Clays ground or unground n.e.s.	"	
Clays and earth, activated	lb.	
Brick, building, glazed	M	
Brick, building, n.e.s.	"	
Building blocks and hollow tiles		
Ceramic tiles floor wall under 2 1/2 ...	sq. ft.	
Ceramic tiles floor wall 2 1/2 and over	"	
Clay bricks, blocks and tiles, n.e.s. ..		
Firebrick and similar shapes, alumina ..	M	
Firebrick and similar shapes, n.e.s. ...	"	
Plastic firebrick and ramming mixtures Refractories, n.e.s.		
Porcelain electric insulators		
Tableware, ceramic		
<hr/>		
Totals		
<hr/>		
China clay, ground or unground	cwt.	
Fire clay, ground or unground	"	
Clays ground or unground n.e.s.	"	
Clays and earth, activated	lb.	
Brick, building, glazed	M	
Brick, building, n.e.s.	"	
Building blocks and hollow tiles		
Ceramic tiles floor wall under 2 1/2 ...	sq. ft.	
Ceramic tiles floor wall 2 1/2 and over	"	
Clay bricks, blocks and tiles, n.e.s. ..		
Firebrick and similar shapes, alumina ..	M	
Firebrick and similar shapes, n.e.s. ...	"	
Plastic firebrick and ramming mixtures Refractories, n.e.s.		
Porcelain electric insulators		
Tableware, ceramic		
<hr/>		
Totals		

Note: Data formerly shown in this table may be obtained in "Imports by Commodities", DBS Catalogue No. 65-007

See "Note" on page 4.




TABLE 4. Specified Exports of Clay Products from Canada

	Quantity	Value	Quantity	Value
		\$'000		\$'000
Clay bricks, blocks and tiles, n.e.s.				
Clays, ground or un-ground cwt.				
Building brick, clay .. M				
High tension insulators and fittings				
Stone, clay and concrete end products n.e.s.				
Firebrick and similar shapes				

Note: Data formerly shown in this table may be obtained in "Exports by Commodities", DBS Catalogue No. 65-004

TABLE 5. Number of Employees Reported by Manufacturers of Clay Products Ordinarily having Fifteen Employees and Over, 1966-68

	1967	1968	1969
	number		
January			
February			
March			
April			
May			
June			
July			
August			
September			
October			
November			
December			

Note: Data formerly shown in this table may be obtained in "Employment and Average Weekly wages and Salaries", DBS Catalogue No. 72-002

Note: Data contained in this report reflect the experience of respondent firms listed in the December report. However, please note the following changes for the month under review:

NIL

In the case of the commodity contained herein it is estimated that coverage is approximately 97%.

STATISTICS CANADA LIBRARY
BIBLIOTHÈQUE STATISTIQUE CANADA



1010647129