

DEPARTMENT OF TRADE AND COMMERCE
DOMINION BUREAU OF STATISTICS
MINING, METALLURGICAL AND CHEMICAL BRANCH
OTTAWA - CANADA

Dominion Statistician: R. H. Coats, LL.D., F.R.S.C., F.S.S. (Hon.)
Chief - Mining, Metallurgical and Chemical Branch: W. H. Losee, B.Sc.

Lime Industry in Canada
LIME, 1933

Production of lime in Canada in 1933, including both quick and hydrated, amounted to 323,540 tons valued at \$2,432,306 as compared with 320,650 tons at \$2,394,537 in 1932 and 344,785 tons worth \$2,764,415 in 1931, according to finally revised statistics issued by the Mining, Metallurgical and Chemical Branch of the Dominion Bureau of Statistics at Ottawa. Producers received an average of \$7.30 per ton for quicklime and \$8.57 for hydrated lime as compared with \$7.14 and \$9.14, respectively, in 1932; corresponding prices in 1931 were \$7.38 and \$10.71.

It is noteworthy that considerably interest has recently been taken in the salvaging of carbon dioxide for the manufacture of dry ice from kiln gases. An article in "Chemical and Metallurgical Engineering" describes the burning of lime as a comparatively simple process and the crude fuels, wood and coal, have been employed for this purpose from time immemorial. Recently, however, natural gas has been adopted (Alabama). With this fuel the kiln capacities were increased by more than 50 per cent, considerable labour was eliminated and a better and more uniform product obtained.

In 1933 the Canadian lime industry employed \$8,920,042 in capital, paid \$480,833 in salaries and wages to 696 employees and consumed \$473,125 worth of fuel and electricity.

Principal Statistics of the Lime Industry in Canada, 1932 and 1933.

	1932	1933
Number of plants	60	60
Capital employed	\$ 6,825,949	8,920,042
Number of employees -		
On salary	70	65
On wages	607	631
Total	<u>677</u>	<u>696</u>
Salaries and wages -		
Salaries	\$ 106,150	85,861
Wages	468,922	394,972
Total	<u>\$ 575,072</u>	<u>480,833</u>
Cost of fuel and electricity	\$ 535,433	473,125
Selling value of products	\$ 2,394,537	2,432,306

~~555-68071~~
~~C16~~
~~1933~~

2. 105-141

101

Number of Wage-Earners on Payroll or time record on the 15th of each Month or nearest representative date, 1932 and 1933.

Month	1932		1933	
	Quarry	Kiln	Quarry	Kiln
January	193	330	202	274
February	199	348	185	247
March	250	375	209	265
April	254	406	218	326
May	283	381	305	367
June	259	376	337	380
July	292	393	361	408
August	281	345	350	375
September	265	346	339	366
October	246	385	323	390
November	223	348	288	350
December	196	260	273	308

Fuel and Electricity Used in the Lime Industry in Canada, 1932 and 1933.

Kind	Unit of measure	1932		1933	
		Quantity	Value \$	Quantity	Value \$
Bituminous coal - Canadian ..	short ton	24,351	151,303	21,593	120,885
Imported ..	short ton	34,423	151,863	27,795	126,097
Anthracite coal	short ton	280	2,100	110	558
Coke	short ton	6,659	40,871	10,096	64,286
Gasoline (excluding vehicle fuel)	Imp. gal.	2,265	587	4,120	889
Fuel oil and diesel oil	Imp. gal.	250,322	8,524	324,095	9,865
Wood	cord	33,284	121,318	35,677	110,601
Gas - Manufactured	M cu.ft.	35,044	2,803	1,300	780
Natural	M cu.ft.	8,000	4,340
Other fuel	xxx	...	11	...	208
Electricity purchased	K.W.H.	6,241,789	51,713	5,343,821	38,956
TOTAL	xxx	...	535,433	...	473,125


Production of Lime in Canada, by Provinces, 1932, Showing Purposes for which Used or Sold.

	Nova Scotia and New Brunswick	Quebec	Ontario	Manitoba and Alberta	British Columbia	CANADA
--	-------------------------------	--------	---------	----------------------	------------------	--------

QUICKLIME

Building trades -						
Finishing lime	ton	...	873	1,589	...	2,462
	\$...	7,540	15,575	...	23,115
Masons' lime	ton	780	4,144	9,192	2,259	16,375
	\$	11,000	41,949	65,284	22,722	140,955
Sand-lime brick	ton	...	915	1,826	52	2,793
	\$...	5,949	13,901	410	20,260
Agriculture	ton	450	21	715	...	1,186
	\$	4,900	210	6,005	...	11,115

Mar. 27/39. Subs



Production of Lime in Canada, by Provinces, 1932, Showing Purposes for which Used or Sold (continued)


	Nova Scotia and New Brunswick	Quebec	Ontario	Manitoba and Alberta	British Columbia	CANADA
<u>QUICKLIME - (concluded)</u>						
<u>CHEMICAL -</u>						
Smelters	ton ...	100	259	3,654	1,060	5,073
	\$...	750	1,716	29,236	10,176	41,878
Iron and steel mills ...	ton 5,884	160	7,844	13,888
	\$ 30,191	1,162	52,972	84,325
Cyanide mills	ton	18,491	427	125	19,043
	\$	126,045	4,718	2,148	132,911
Pulp and paper mills ...	ton 3,036	31,799	534	8,336	9,642	53,347
	\$ 29,057	164,926	3,672	56,078	89,746	343,479
Glass works	ton ...	219	5,483	218	...	5,920
	\$...	1,492	40,747	2,347	...	44,586
Sugar refineries	ton 235	10	8,909	4,868	...	14,022
	\$ 2,500	85	75,875	39,149	...	117,609
Tanneries	ton ...	732	1,735	2,467
	\$...	5,239	12,065	17,304
Other chemical works ...	ton ...	32,967	87,257	173	185	120,582
	\$...	230,872	611,510	1,470	1,776	845,628
Dealers - Uses unspecified	ton 1,237	4,553	65	...	3,890	9,745
	\$ 12,370	32,975	653	...	38,152	84,150
Other consumers	ton ...	1,363	2	1,365
	\$...	8,178	22	8,200
TOTAL QUICKLIME	ton 11,622	76,983	143,185	21,576	14,902	268,268
	\$ 90,018	493,787	1,018,007	171,705	141,998	1,915,515

HYDRATED LIME

<u>Building trades -</u>						
Finishing lime	ton 70	220	17,660	3,301	...	21,251
	\$ 900	2,026	195,560	56,982	...	255,468
Masons' lime	ton 400	201	4,016	4,617
	\$ 4,300	1,778	40,308	46,386
Sand-lime brick	ton	9	9
	\$	113	113
Agriculture	ton 310	461	625	...	528	1,924
	\$ 3,670	3,959	6,138	...	3,303	17,070

CHEMICAL -

Smelters	ton	30	...	500	530
	\$	315	...	4,295	4,610
Iron and steel mills ...	ton ...	25	3	28
	\$...	179	32	211
Cyanide mills	ton ...	2	15	17
	\$...	12	127	139
Pulp and paper mills ...	ton 5,425	11,945	56	...	519	17,945
	\$ 43,000	55,226	588	...	4,411	103,225
Glass works	ton
	\$
Sugar refineries	ton 20	20
	\$ 250	250
Tanneries	ton ...	200	42	242
	\$...	1,250	441	1,691




Production of Lime in Canada, by Provinces, 1932, Showing Purposes for which Used or Sold. (concluded)

	Nova Scotia and New Brunswick	Quebec	Ontario	Manitoba and Alberta	British Columbia	CANADA
<u>HYDRATED LIME - concluded</u>						
<u>CHEMICAL - concluded -</u>						
Other chemical works ton	258	1,015	1,077	2,348
\$	2,580	6,744	11,728	21,052
Dealers - uses Unspecified ton	...	2,763	688	3,451
\$...	22,940	5,867	28,807
Other consumers ton
\$
TOTAL HYDRATED LIME ... ton	6,483	16,830	23,518	3,301	2,250	52,382
\$	54,700	94,114	255,223	56,982	18,003	479,022
GRAND TOTAL - LIME ton	18,105	93,813	166,703	24,877	17,152	320,650
\$	144,718	587,901	1,275,230	228,687	160,001	2,394,537

Production of Lime in Canada, by Provinces, 1933, Showing Purposes for which Used or Sold.

	Nova Scotia and New Brunswick	Quebec	Ontario	Manitoba and Alberta	British Columbia	CANADA
<u>QUICKLIME</u>						
<u>Building trades -</u>						
Finishing lime ton	...	111	2,693	519	144	3,467
\$...	1,000	17,471	4,150	719	23,340
Masons' lime ton	779	2,337	5,861	690	...	9,667
\$	8,835	19,320	47,850	6,560	...	82,565
Sand-lime brick ton	...	203	1,643	1,846
\$...	1,319	11,094	12,413
Agriculture ton	345	110	32,561	33,016
\$	4,250	700	243,677	248,627
<u>CHEMICAL -</u>						
Smelters ton	...	250	1,261	4,620	1,110	7,241
\$...	2,625	7,029	39,988	9,513	59,155
Iron and steel mills ... ton	3,325	285	9,569	13,179
\$	24,270	2,445	65,988	92,703
Cyanide mills ton	20,342	...	513	20,655
\$	143,682	...	3,713	147,395
Pulp and paper mills ... ton	4,283	39,846	2,096	8,844	13,277	68,346
\$	33,461	215,770	12,980	58,456	110,805	431,472
Glass works ton	5,672	63	...	5,735
\$	56,233	505	...	56,738
Sugar refineries ton	130	77	7,022	5,765	...	12,994
\$	1,550	817	57,215	46,921	...	106,503
Tanneries ton	...	624	2,056	2,680
\$...	4,173	13,793	17,966
Other chemical works ... ton	...	41,546	34,933	154	...	76,633
\$...	257,546	325,496	1,297	...	584,339



Production of Lime in Canada, by Provinces, 1933, Showing Purposes for which Used or Sold (concluded)

		Nova Scotia and New Brunswick	Quebec	Ontario	Mani- toba and Al- berta	British Columbia	CANADA
<u>QUICKLIME (concluded)</u>							
Dealers - Uses Unspeci- fied	ton	2,522	4,018	702	1,541	3,303	12,086
	\$	20,350	31,120	4,000	14,141	19,729	89,340
Other consumers	ton	...	333	49	382
	\$...	2,768	398	5,166
TOTAL QUICKLIME	ton	11,384	89,740	126,460	22,196	18,147	267,927
	\$	92,716	539,603	1,006,906	172,018	144,479	1,955,722
<u>HYDRATED LIME</u>							
Building trades -							
Finishing lime	ton	5	125	13,851	3,537	...	17,518
	\$	60	1,125	163,543	57,659	...	222,387
Masons' lime	ton	163	117	3,417	3,697
	\$	1,605	877	33,356	35,838
Sand-lime brick	ton	387	387
	\$	3,675	3,675
Agriculture	ton	1,100	400	572	...	761	2,833
	\$	11,500	3,090	5,877	...	4,837	25,304
<u>CHEMICAL -</u>							
Smelters	ton	...	260	50	...	425	735
	\$...	2,340	625	...	3,196	6,177
Iron and steel mills	ton	...	3	5	8
	\$...	27	52	79
Cyanide mills	ton	25	...	3	28
	\$	200	...	23	223
Pulp and paper mills	ton	7,275	16,422	101	...	665	463
	\$	51,000	77,910	1,061	...	5,000	9,971
Glass works	ton
	\$
Sugar refineries	ton	25	25
	\$	215	215
Tanneries	ton	...	237	178	415
	\$...	1,705	1,857	3,562
Other chemical works	ton	551	1,220	902	2,673
	\$	5,510	8,700	9,254	23,464
Dealers - Uses unspeci- fied	ton	260	1,631	245	...	716	2,852
	\$	2,340	10,867	791	...	5,393	19,391
Other consumers	ton	...	179	179
	\$...	1,314	1,314
TOTAL HYDRATED LIME	ton	9,379	20,594	19,733	3,337	2,570	55,513
	\$	72,230	107,955	220,291	57,659	18,449	476,584
GRAND TOTAL	ton	20,763	110,334	146,193	25,533	20,717	323,540
	\$	164,946	647,558	1,227,197	229,677	162,928	2,432,305

Imports into Canada and Exports of Lime and Various Lime Compounds, 1932 and 1933.

	1932		1933		
	Quantity	Value	Quantity	Value	
		\$		\$	
<u>IMPORTS -</u>					
Lime	Cwt.	6,442	6,241	5,448	4,444
Calcium chloride in packages of not less than 25 pounds	lb.	6,344,900	66,028	5,788,300	56,758
Calcium chloride in packages of less than 25 pounds	lb.	923	467	479	158
Calcium chloride not in solution for road treating purposes	lb.	33,300,800	439,762	28,095,700	319,683
Calcium arsenate	lb.	521,546	27,852	287,420	17,426
Chloride of lime and hypochlorite of lime in packages not less than 25 pounds	lb.	4,157,200	67,741	4,346,500	68,681
Chloride of lime and hypochlorite of lime in packages of less than 25 pounds	lb.	59,228	7,893	61,899	8,020
<u>EXPORTS -</u>					
Lime	cwt.	186,876	188,329	207,786	192,029
Acetate of lime	cwt.	20	28	8,958	20,252

OPERATORS IN CANADIAN LIME INDUSTRY, 1933.

<u>Name of Operator</u>	<u>Head Office</u>	<u>Plant Location</u>
<u>NOVA SCOTIA -</u>		
Dominion Steel & Coal Corp. Ltd.	Sydney	Sydney
Eastern Lime Co. Ltd.	Windsor	Windsor
<u>NEW BRUNSWICK -</u>		
Bathurst Power and Paper Co. Ltd.	Bathurst	Bathurst
Purdy & Green, Ltd.	323 Main St., Saint John	Saint John
Randolph & Baker, Ltd.	Randolph	Randolph
Saint John Lime Co.	Brookville	Brookville
Snowflake Lime Ltd.	3 Pokiok Road, Saint John	Saint John
<u>QUEBEC -</u>		
Arnaud & Beaudry	Joliette	Joliette
Eoivin, Arthur	Pont Rouge	Pont Rouge
Bouchard, P.	Ste. Anne de Chicoutimi	Ste. Anne de Chicoutimi
Camarda, J. (St. Martin Lime Co.)	Cap St. Martin	Cap St. Martin
Canada Lime & Stone, Ltd.	St. Marc des Carrières	St. Marc des Carrières
Desfond, Gaspard	St. Cuthbert	St. Cuthbert
Dominion Lime Co.	Lime Ridge	Lime Ridge
Dontigny, Yvon	Ste. Thécle	Lac Travers
Gagne, Octave	St. Ulric	St. Ulric
Heon and Heon	St. Louis de Champlain	St. Louis de Champlain
Laurentian Stone Co. Ltd.	195 Nicholas St., Ottawa	Hull
Lalumiere, Joseph	St. Dominique de Bagot	St. Dominique de Bagot

OPERATORS IN CANADIAN LIME INDUSTRY, 1933. (concluded)

<u>Name of Operator</u>	<u>Head Office</u>	<u>Plant Location</u>
<u>QUEBEC - concluded</u>		
Limoges, Henri	552 Poupart St., Montreal	Montreal
Montreal Lime Co. Ltd.	6655 St. Dennis St., Montreal	Montreal
National Stone & Lime Co. Reg'd.	386 rue Lemoyne, Montreal	St. Marc des Carrières
Shawinigan Chemicals Ltd.	Box 2670, Montreal	Shawinigan Falls
Standard Lime Co. Ltd.	Joliette	St. Paul de Joliette
Stinson-Reeb Builders Supply Co. Ltd.	360 Dorchester St. W., Montreal	Montreal
<u>ONTARIO -</u>		
American Cyanamid Co.	50 Rockefeller Plaza, New York City, U.S.A.	Niagara Falls
Bell, Harry	R. R. 4, Chesley	Grey county
Biederman, Albert	R. R. 1, Golden Lake	Golden Lake
Brown's Lime Works	491-9th Ave. W., Owen Sound	Owen Sound
Brunner, Mond Canada, Limited	501 Dominion Bank Bldg., Toronto	Amherstburg
Cameron, W. M.	Carleton Place	Carleton Place
Canada & Dominion Sugar Co. Ltd.	Chatham	Chatham and Wallaceburg
Canada Lime Co. Ltd.	118 Pembroke St., Toronto	Coboconk
Canadian Gypsum Co. Ltd.	Windsor, N.S.	Guelph
Chalmers Lime Works	Owen Sound	Owen Sound
Delta Lime Plant	Delta	Delta
Dominion Rock Products Ltd.	941 Dominion Square Bldg., Montreal, P.Q.	Eganville
Gallagher Lime & Stone Co. Ltd.	Upper James St., Hamilton	Wentworth Co.
Gypsum, Lime & Alabastine, Canada, Ltd.	Paris	Beachville, Elora, Glen Christie, Nassagawa Tp.
Innerkip Lime & Stone Co. Ltd.	Beachville	Beachville
Jamieson Lime Co.	Renfrew	Renfrew
Shane Lime Co.	Eganville	Eganville
Toronto Brick Co. Ltd.	897 Bay St., Toronto	Coboconk
Weppler, Henry	Priceville	Grey county
<u>MANITOBA -</u>		
Gillis Quarries Ltd.	Spruce and Richards Sts., Winnipeg	Winnipeg
Gypsum, Lime & Alabastine, Canada, Ltd.	Paris, Ont.	Winnipeg
Winnipeg Supply & Fuel Co. Ltd.	812 Boyd Bldg., Winnipeg	Spearhill and Stonewall
<u>ALBERTA -</u>		
Canadian Sugar Factories Ltd.	Raymond	Raymond
Loder's Lime Co. Ltd.	Kananaskis	Kananaskis
Summit Lime Works	Box 273, Lethbridge	S $\frac{1}{2}$ Sec. 7 Tp. 8 R. 5, W 5th.
<u>BRITISH COLUMBIA -</u>		
Pacific Mills Ltd.	Raymur Ave., Vancouver	Ocean Falls
Pacific Lime Co. Ltd.	744 West Hastings St., Vancouver	Blubber Bay
Reno Gold Mines Ltd.	Yorkshire Bldg., Vancouver	Reno Mine
Rosebank Lime Co.	602 Pacific Bldg., Vancouver	Esquimalt.

STATISTICS CANADA LIBRARY
BIBLIOTHÈQUE STATISTIQUE CANADA



1010647643