


CATALOGUE No.

73-001

MONTHLY

CAI BS 73
0001
DEC. 1964



STATISTICAL REPORT ON THE OPERATION OF THE UNEMPLOYMENT INSURANCE ACT DECEMBER 1964

(Compiled from material supplied by the Unemployment Insurance Commission)

Published by Authority of
The Minister of Trade and Commerce

DOMINION BUREAU OF STATISTICS
Labour Division
Unemployment Insurance and Pensions Section

February 1965
8004-509

Price: 20 cents
\$2.00 a year

Vol. 23—No. 12

ROGER DUHAMEL, F.R.S.C., Queen's Printer and Controller of Stationery, Ottawa

VICTORIA
PUBLIC LIBRARY

TABLE OF CONTENTS

	Page
Chart, Unemployment Insurance Activities	3
Commentary	4

List of Tables

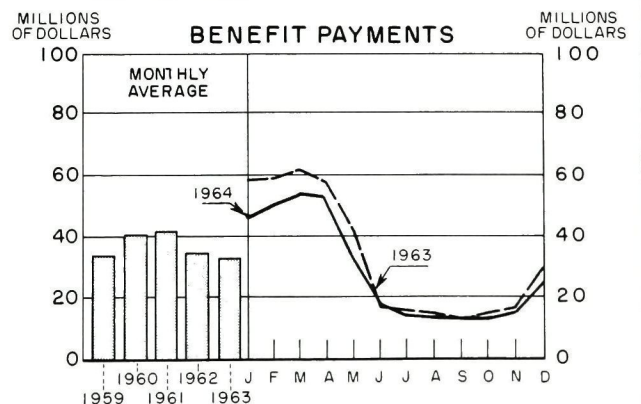
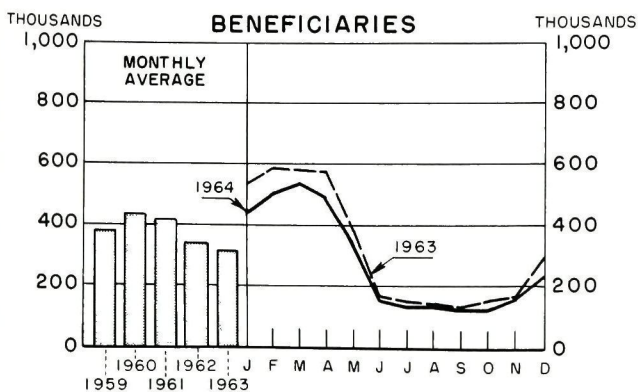
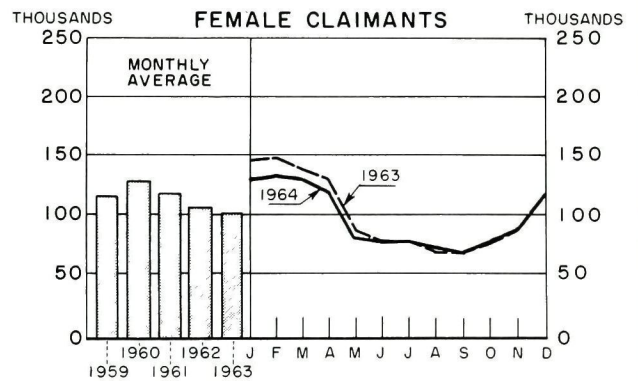
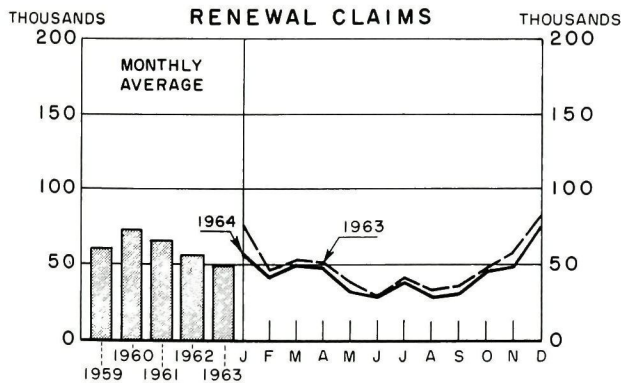
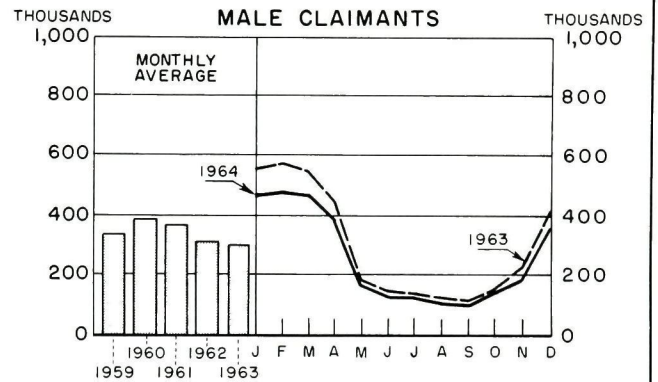
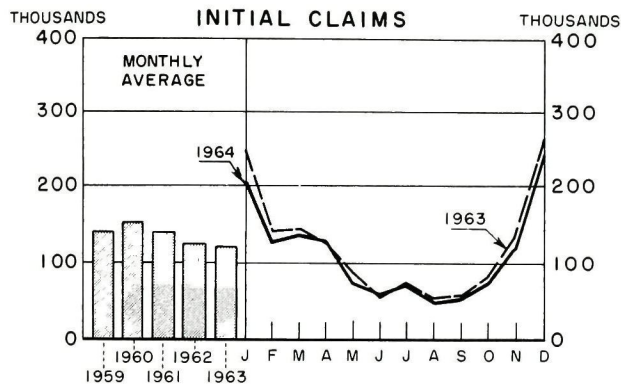
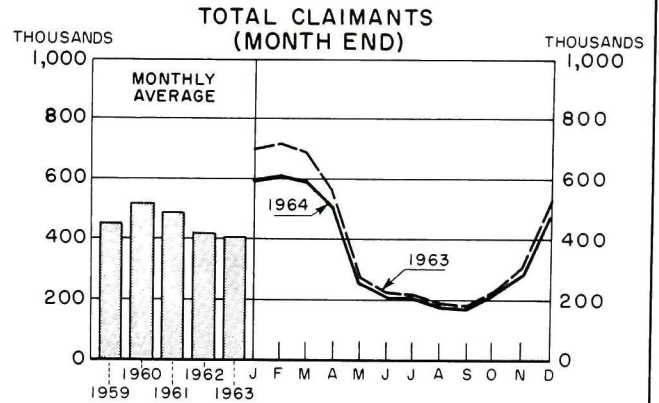
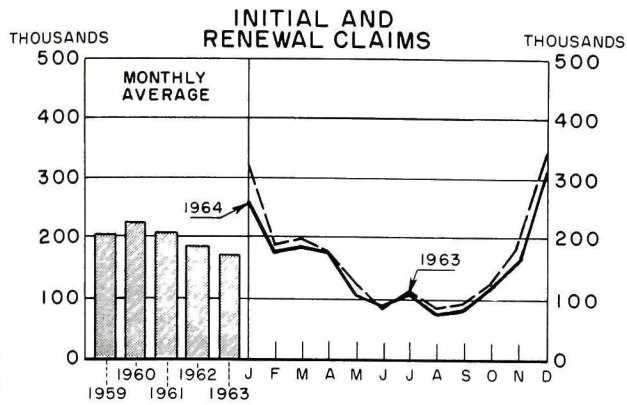
Consolidated Data on Claims for Regular, Seasonal and Fishing Benefit:

Summary Table	5
Table 1. - Estimates of the Insured Population under the Unemployment Insurance Act	6
Table 2. - Number of Initial and Renewal Claims Filed in Local Offices in each Province	6
Table 3. - Claimants Currently Reporting to Local Offices by Number of Weeks on Claim, Province and Sex	7
Table 4. Disposition of Initial and Renewal Claims, and Claims Pending at the End of the Month, by Province	8
Table 5. - Number of Claimants Not Entitled to Benefit in each Province, with Chief Reasons for Non-entitlement	9
Table 6. Estimates of the Number of Beneficiaries, by Province	10
Table 7. - Benefit Payments, Showing Number of Weeks and Amount Paid, by Province	10
Table 8. - Number of Weeks Compensated, Classified as to Complete and Partial Weeks, and Showing Separately the Number of Partial Weeks Due to Excess Earnings, by Province	11
Seasonal Benefit Including Fishing Claimants, 1964-65 period	12
Table 3(a) Seasonal Benefit Claimants Currently Reporting to Local Offices on the Last Working Day of the Month, by Sex and Province	13
Table 3(b) Fishing Seasonal Benefit Claimants included in Table 3(a)	13
Glossary of Terms	14

Historical data since 1941 are contained in the July 1961 issue in this series, while annual data for the calendar years 1963 and 1962 are included in the January 1964 issue in this series.

For information regarding the personal characteristics, occupational and industrial status of both the insured population and persons establishing benefit periods, see the "Annual Report on Benefit Periods Established and Terminated under the Unemployment Insurance Act", D.B.S. Labour Division, Unemployment Insurance and Pensions Section.

UNEMPLOYMENT INSURANCE ACTIVITIES



CLAIMS AND BENEFIT PAYMENTS

DECEMBER 1964

Claimants at month end: volume and type

Claimants for Unemployment Insurance benefit on December 31, 1964 numbered 478,200, approximately 54,000 below the total of 532,300 recorded on the same date last year. These totals comprise regular and seasonal(1) benefit claimants numbering 407,100 and 71,100 respectively, at December 31, 1964, and 451,400 and 80,900 one year ago. On November 30, 1964 the claimant count was 274,500 of whom 3,000 were identified as seasonal benefit.

The preponderance of males among the December claims is indicated by the sharp rise in the male composition of those 1-4 weeks on claim. As of the end of December, this proportion was somewhat more than 80 per cent whereas less than two-thirds of the persons on continuous claim 5 weeks or longer were men. This reflects the relatively heavier impact of seasonal influences on the employment of men. However, men account for a somewhat smaller per cent of the total claimants this year; for example, 75 per cent of the December 31, 1964 claimant total were males, in comparison with 78 per cent one year ago. This trend has been in evidence over most of this year.

Initial and renewal claims

A total of 316,400 initial and renewal claims were filed during December, some 29,000 below December 1963. The November-to-December increase of 147,400 was slightly lower than last year, when the increase was 155,900. About 90 per cent of the claims filed in December were in respect of persons separated from employment during the month.

Beneficiaries and benefit payments

The average weekly number of beneficiaries was estimated at 236,900 for December, in comparison with 150,500 for November and 293,800 for December 1963. The sum of \$24.5 million was paid out during December, versus \$14.6 million for November and \$29.4 million for December 1963. The average weekly payment was \$24.62 for December, \$24.33 for November and \$24.99 for December 1963.

Provincial data

The month-end claimant count was lower than last year in all provinces except New Brunswick where there was a small increase. The November-to-December percentage increases were higher in the Atlantic provinces, especially in Newfoundland and Prince Edward Island, than elsewhere. This is partly due to the fact that seasonal benefit claimants are relatively more numerous in that area, accounting for more than a quarter of the December 31st claimants, in contrast with 15 per cent at the national level. Fishing seasonal benefit claimants are very heavily concentrated in this area.

Percentage changes in month-end claimant count

	November 30 to December 31, 1964			December 31, 1963 to December 31, 1964			November 29 to December 31, 1963		
	Total	Male	Female	Total	Male	Female	Total	Male	Female
Canada	+ 74	+ 93	+ 35	10	- 13	+ 1	+ 75	+ 91	+ 36
Nfld.	+ 168	+ 190	+ 29	3	- 4	+ 2	+ 133	+ 149	+ 22
P.E.I.	+ 172	+ 203	+ 90	- 4	- 7	+ 6	+ 201	+ 235	+ 103
N.S.	+ 106	+ 122	+ 49	- 4	- 6	+ 6	+ 101	+ 121	+ 31
N.B.	+ 111	+ 143	+ 36	+ 5	+ 7	- 2	+ 98	+ 114	+ 53
Que.	+ 64	+ 75	+ 38	- 13	- 16	- 2	+ 82	+ 98	+ 40
Ont.	+ 56	+ 70	+ 35	- 17	- 24	+ 2	+ 70	+ 86	+ 40
Man.	+ 86	+ 113	+ 35	- 3	8	+ 20	+ 76	+ 90	+ 38
Sask.	+ 86	+ 115	+ 21	- 6	- 8	+ 3	+ 104	+ 125	+ 42
Alta.	+ 59	+ 78	+ 17	- 16	- 18	- 8	+ 33	+ 46	- 1
B.C.	+ 82	+ 107	+ 31	-	-	-	+ 47	+ 55	+ 26

(1) A brief explanation of seasonal benefit is presented on page 12.

All provinces reported a substantial percentage increase in the claim load, the smallest being in Alberta.

Percentage changes in claims filed, by Province

	November to December 1964			December 1963 to December 1964			November to December 1963		
	Total	Initial	Renewal	Total	Initial	Renewal	Total	Initial	Renewal
Canada	+ 87	+ 102	+ 51	- 8	- 8	11	+ 82	+ 97	+ 47
Nfld.	+ 196	+ 226	+ 56	- 1	- 2	+ 6	+ 164	+ 188	+ 39
P.E.I.	+ 153	+ 174	+ 49	5	- 5	- 6	+ 203	+ 219	+ 108
N.S.	+ 133	+ 146	+ 95	- 5	7	+ 3	+ 121	+ 140	+ 68
N.B.	+ 136	+ 154	+ 69	+ 7	+ 7	+ 6	+ 112	+ 136	+ 37
Que.	+ 77	+ 91	+ 48	- 14	14	- 12	+ 99	+ 118	+ 60
Ont.	+ 74	+ 87	+ 47	- 15	- 13	- 22	+ 83	+ 92	+ 65
Man.	+ 62	+ 69	+ 42	- 8	10	- 2	+ 45	+ 51	+ 26
Sask.	+ 89	+ 97	+ 62	- 7	- 8	- 3	+ 89	+ 100	+ 54
Alta.	+ 42	+ 48	+ 27	- 5	- 5	4	+ 14	+ 26	11
B.C.	+ 99	+ 114	+ 61	+ 12	+ 14	+ 9	+ 37	+ 49	+ 8

Summary table

Activity	Dec. 1964	Nov. 1964	Dec. 1963	% Change from		Cumulative data			
				Nov. 1964	Dec. 1963	January to December		12 months ending December	
						1964	1963	1964	1963
	(Thousands)					(Thousands)		(Thousands)	
Insured population as at month-end	..	4,385	4,326	4,176*	..	4,176*
Initial and renewal claims filed	316	169	345	+ 87**	- 8	1,860	2,038	1,860	2,038
Claimants currently reporting to local offices	478	275	532	+ 74**	10	357*	402*	357*	402*
Regular	407	272	451	+ 50**	- 10				
S.B.	71	3	81	**	- 12				
S.B. Fishing	16	-	19	**	- 13				
Beneficiaries (weekly average)	237	151	294	+ 57	- 19	282*	324*	282*	324*
Weeks compensated	995	602	1,175	+ 65	- 15	14,017	16,122	14,017	16,122
Benefit paid	\$ 24,498	14,647	29,361	+ 67	17	344,390	394,163	344,390	394,163

Average weekly benefit \$ 24.62 24.33 24.99 + 1 1 24.57 24.45 24.57 24.45

* Monthly average.

** November to December comparisons affected by commencement of seasonal benefit on November 30.

.. Not available.

- Nil.

Table 1. - Estimates of the Insured Population under the Unemployment Insurance Act.

End of:	Total	Employed	Claimants
1964 - November	4,385,000	4,110,500	274,500
October	4,298,000	4,083,500	214,500
September	4,304,000	4,130,400	173,600
August	4,330,000	4,148,000	182,000
July	4,271,000	4,065,700	205,300
June	4,241,000	4,039,100	201,900
May	4,173,000	3,922,900	250,100
April	4,280,000	3,782,300	497,700
March	4,348,000	3,750,700	597,300
February	4,339,000	3,731,900	607,100
January	4,334,000	3,735,400	598,600
1963 - December	4,326,000	3,793,700	532,300
November	4,192,000	3,888,600	303,400

Table 2. - Number of Initial and Renewal Claims Filed in Local Offices in each Province. (1)

Province	1964 - December - 1963					
	Total	Initial	Renewal	Total	Initial	Renewal
Canada -	316,380	241,898	74,482	345,306	261,881	83,425
Nfld.	20,268	18,374	1,894	20,485	18,694	1,791
P.E.I.	3,928	3,545	383	4,134	3,728	406
N.S.	17,806	13,976	3,830	18,715	15,014	3,701
N.B.	18,584	15,659	2,925	17,427	14,656	2,771
Que.	95,322	70,451	24,871	110,409	82,141	28,268
Ont.	85,087	61,968	23,119	100,348	70,882	29,466
Man.	12,479	9,642	2,837	13,575	10,679	2,896
Sask.	10,678	8,470	2,208	11,507	9,228	2,279
Alta.	14,268	10,656	3,612	14,949	11,192	3,757
B.C.	37,960	29,157	8,803	33,757	25,667	8,090

(1) In addition, revised claims received numbered 35,845.

Table 3. - Claimants Currently Reporting to Local Offices by Number of Weeks on Claim, Province and Sex.

(Counted on last working day of the month)

Province and Sex	Total claimants	Number of weeks on claim (based on 20 per cent sample)				Total claimants
		1-4	5-13	14-26	27 or more(1)	
		<u>December 31, 1964</u>				<u>December 31, 1963</u>
CANADA	478,244	316,701	107,435	33,718	20,390	532,331
MALE	360,162	256,644	74,735	17,774	11,009	415,106
FEMALE	118,082	60,057	32,700	15,944	9,381	117,225
Nfld.	27,465	21,748	4,370	932	415	28,396
Male	25,641	20,857	3,875	664	245	26,614
Female	1,824	891	495	268	170	1,782
P.E.I.	5,342	4,374	781	157	30	5,589
Male	4,315	3,654	554	97	10	4,617
Female	1,027	720	227	60	20	972
N.S.	27,748	19,143	5,497	1,871	1,237	28,894
Male	23,436	16,891	4,293	1,325	927	24,815
Female	4,312	2,252	1,204	546	310	4,079
N.B.	28,196	20,038	5,717	1,557	884	26,790
Male	22,878	17,201	4,182	857	638	21,350
Female	5,318	2,837	1,535	700	246	5,440
Que.	144,373	95,280	32,386	10,690	6,017	166,217
Male	109,731	76,744	23,991	5,907	3,089	130,864
Female	34,642	18,536	8,395	4,783	2,928	35,353
Ont.	127,351	79,761	28,860	11,804	6,926	152,621
Male	83,521	56,548	17,565	5,737	3,671	109,606
Female	43,830	23,213	11,295	6,067	3,255	43,015
Man.	21,047	12,149	6,981	676	1,241	21,635
Male	15,751	10,249	4,677	258	567	17,204
Female	5,296	1,900	2,304	418	674	4,431
Sask.	15,621	10,645	4,077	542	357	16,561
Male	12,561	9,211	2,991	221	138	13,592
Female	3,060	1,434	1,086	321	219	2,969
Alta.	23,786	14,511	6,691	1,764	820	28,275
Male	18,525	12,543	4,692	838	452	22,573
Female	5,261	1,968	1,999	926	368	5,702
B.C.	57,315	39,052	12,075	3,725	2,463	57,353
Male	43,803	32,746	7,915	1,870	1,272	43,871
Female	13,512	6,306	4,160	1,855	1,191	13,482

(1) The bulk of the cases in this group were on claim from 27-39 weeks.

Note: Values less than 50 subject to relatively large sampling variability.

Table 4. - Disposition of Initial and Renewal Claims and Claims Pending at the End of the Month, by province.(1)

Province	A d j u d i c a t e d					P e n d i n g	
	Total	Entitled to Benefit		Not Entitled to Benefit		Initial	Renewal
		Initial	Renewal	Initial	Renewal		
<u>December 1964</u>							
Canada -	265,533	162,116	59,365	37,843	6,209	101,656	26,426
Nfld.	15,703	12,529	1,372	1,657	145	7,380	847
P.E.I.	3,615	3,028	298	257	32	1,084	138
N.S.	14,380	9,438	3,088	1,632	222	5,597	1,143
N.B.	15,351	11,147	2,238	1,772	194	5,836	1,121
Que.	77,672	45,170	19,057	11,412	2,033	33,131	9,760
Ont.	74,294	42,604	18,882	10,872	1,936	24,363	7,440
Man.	11,855	7,329	2,543	1,725	258	2,979	870
Sask.	9,487	5,944	1,941	1,421	181	3,498	756
Alta.	13,096	7,447	3,122	2,202	325	4,372	1,298
B.C.	30,080	17,480	6,824	4,893	883	13,416	3,053
<u>December 1963</u>							
Canada -	296,827	183,584	67,202	39,697	6,344	97,879	28,207
Nfld.	18,429	14,893	1,521	1,870	145	5,258	569
P.E.I.	3,999	3,320	341	317	21	882	129
N.S.	15,653	10,677	3,016	1,747	213	5,422	1,190
N.B.	14,976	10,950	2,149	1,692	185	4,593	957
Que.	88,101	52,257	22,243	11,673	1,928	36,451	10,234
Ont.	84,965	48,325	22,919	11,583	2,138	26,625	9,681
Man.	13,033	8,440	2,472	1,868	253	2,780	826
Sask.	10,264	6,495	1,998	1,552	219	3,660	778
Alta.	14,937	8,603	3,503	2,407	424	3,636	1,212
B.C.	32,470	19,624	7,040	4,988	818	8,572	2,631

(1) In addition 33,600 revised claims were disposed of. Of these, 3,393 were special requests not granted and 1,584 were appeals by claimants. There were 9,826 revised claims pending at the end of the month.

Table 5. - Number of Claimants Not Entitled to Benefit in each Province during December 1964 and 1963 with Chief Reasons for Non-entitlement.

Chief Reasons for Non-entitlement	Year	Canada	Nfld.	P.E.I.	N.S.	N.B.	Que.	Ont.	Man.	Sask.	Alta.	B.C.
Benefit period not established	1964(1)	21,133	969	151	989	1,206	6,659	5,788	842	737	1,132	2,660
	1963	23,807	1,325	183	1,066	1,205	7,049	6,622	1,080	772	1,350	3,155
Claimants disqualified	1964	33,300	1,047	188	1,278	1,063	10,500	10,330	1,688	1,124	1,952	4,130
	1963	34,024	966	216	1,429	1,040	10,918	10,672	1,597	1,314	2,110	3,762
Not unemployed	1964	1,164	17	17	58	38	348	226	131	118	112	99
	1963	1,127	32	18	79	30	326	234	92	121	68	127
Not capable of and not available for work	1964	9,563	255	51	357	304	2,556	3,405	601	388	575	1,071
	1963	10,289	219	56	374	307	3,150	3,510	562	463	592	1,056
Loss of work due to a labour dispute	1964	597	54	1	4	3	58	391	1	-	-	85
	1963	78	-	-	-	-	24	54	-	-	-	-
Refused offer of work and neglected opportunity to work	1964	1,610	14	19	70	53	618	506	68	42	92	128
	1963	1,414	7	11	54	38	564	477	46	45	58	114
Discharged for misconduct	1964	1,668	32	1	55	40	612	516	51	36	110	215
	1963	1,779	25	7	76	42	651	558	73	42	115	190
Voluntarily left employment without just cause	1964	8,468	197	45	340	345	2,556	2,347	437	312	599	1,290
	1963	8,639	258	55	298	263	2,603	2,661	416	352	616	1,117
Other reasons	1964	10,230	478	54	394	280	3,752	2,939	399	228	464	1,242
	1963	10,698	425	69	548	360	3,600	3,178	408	291	661	1,158
(1) Previously failed on initial claim but subsequently established on revised claim during December		1964	5,009	288	46	236	317	1,736	1,202	231	151	543

Table 6. - Estimates of the Number of Beneficiaries, by Province.

Province	Average per week	
	1964 - December - 1963	
	(in thousands)	
Canada -	236.9	293.8
Newfoundland	6.0	12.6
Prince Edward Island	1.4	2.3
Nova Scotia	10.1	15.1
New Brunswick	9.5	15.0
Quebec	77.3	87.1
Ontario	73.8	87.4
Manitoba	11.0	13.1
Saskatchewan	7.6	7.9
Alberta	14.1	18.5
British Columbia	26.1	34.7

Table 7. - Benefit Payments, by Province.

Province	1964 - December - 1963			
	Weeks	Amount (in dollars)	Weeks	Amount (in dollars)
Canada -	994,978	24,497,865	1,175,063	29,360,512
Nfld.	25,096	615,178	50,496	1,209,768
P.E.I.	5,826	137,770	9,357	203,447
N.S.	42,445	946,561	60,324	1,334,485
N.B.	40,075	911,790	60,015	1,319,635
Que.	324,551	8,044,413	348,222	8,839,688
Ont.	310,005	7,534,996	349,659	8,770,183
Man.	46,307	1,188,937	52,530	1,310,691
Sask.	31,859	798,461	31,757	795,057
Alta.	59,200	1,511,865	73,880	1,897,449
B.C.	109,614	2,807,894	138,823	3,680,109

Table 8. - Number of Weeks of Benefit, by Province.

Province	Complete Weeks	Partial Weeks	
		T o t a l	Due to Excess Earnings

December 1964

Canada -	913,329	81,649	59,520
Newfoundland	22,695	2,401	1,720
Prince Edward Island	5,305	521	402
Nova Scotia	37,406	5,039	4,130
New Brunswick	36,034	4,041	2,987
Quebec	296,208	28,343	19,970
Ontario	287,782	22,223	16,346
Manitoba	42,873	3,434	2,616
Saskatchewan	29,234	2,625	1,492
Alberta	55,021	4,179	3,104
British Columbia	100,771	8,843	6,753

December 1963

Canada -	1,080,586	94,477	64,945
Newfoundland	46,164	4,332	3,511
Prince Edward Island	8,636	721	524
Nova Scotia	53,307	7,017	5,377
New Brunswick	54,181	5,834	4,137
Quebec	316,961	31,261	21,292
Ontario	327,946	21,713	13,104
Manitoba	48,293	4,237	2,710
Saskatchewan	29,259	2,498	1,605
Alberta	67,948	5,932	3,984
British Columbia	127,891	10,932	8,701

Seasonal Benefit, 1964-65 period

Provisions regulating the operation of seasonal benefit are unchanged from last year. Effective November 23, 1964 to mid-May 1965, claims failing the regular contribution requirements are considered for seasonal benefit. Benefit is not payable under these terms for unemployment occurring before December 7(1). Only one seasonal benefit period may be established by a claimant during this period. As a result, claimants exhausting their rights to seasonal benefit and wishing to be re-considered for benefit during this interval would be tested under the regular provisions. However, since the minimum establishment is 12 weeks,(2) exhaustion of seasonal benefit will not occur before February 19.

In testing for seasonal benefit, claims failing the regular requirements are considered first under class A, i.e. a minimum of 15 contribution weeks since March 31, 1964. Total entitlement for claimants qualifying in this class is based entirely on contributions during this period, i.e. since March 31, 1964. The authorization will be 5 full weeks of benefit for every 6 weeks of contribution(2).

Cases failing under class A are then examined for possible qualification under class B which represents an extension of benefit for those for whom a regular benefit period terminated during the interval since May 15, 1964. The authorization will be that shown on the preceding regular benefit, or the number of weeks which remain in the seasonal benefit period, whichever is the lesser. The weekly rate(3) will be that of the preceding claim, adjusted, if necessary, for any change in dependency status.

Claimants for seasonal benefit (except fishermen) (4) must comply with all the provisions of the Act and Regulations, except where mentioned above.

Fishing Claimants

Table 3b, Fishing Seasonal Benefit Claimants, includes those seasonal benefit claimants whose claim documents carry the identification F, for fishing. This indicates that the person is eligible for seasonal benefit by virtue of fishing contributions, i.e. his countable contributions for the 15 weeks included at least one week of fishing contributions (or his preceding regular benefit period was also designated as F.).

- (1) A claimant eligible to have the waiting period waived could draw seasonal benefit for the week commencing November 30.
- (2) While the minimum entitlement on SBA claims is 13 weeks (SBB, 12 weeks) claims established subsequent to the week ending February 26, 1965 provide entitlement only for the number of weeks remaining between the date of establishment and May 15.
- (3) Section 47 (2a) of the Act is not applicable to seasonal benefit claims. This section was added in September 1959 in order to minimize the impact of short-term employment on the weekly rate for subsequent regular claims filed within a two-year period.
- (4) During the seasonal benefit period, claimants classed as fishermen will be considered available and unemployed in respect to any activity in commercial fishing or in the repair of fishing gear, equipment or boat. However, income from fishing is taken into consideration in determining the amount of benefit payable.

Table 3a. - Seasonal Benefit Claimants Currently Reporting to Local Offices on the Last Working Day of the Month, by Sex and Province.

Province	1964 - December - 1963					
	Total	Male	Female	Total	Male	Female
Canada -	71,159	55,602	15,557	80,913	64,620	16,293
Nfld.	10,412	10,032	380	11,772	11,450	322
P.E.I.	2,061	1,677	384	2,403	2,028	375
N.S.	5,825	5,048	777	6,720	5,975	745
N.B.	6,698	5,454	1,244	6,965	5,549	1,416
Que.	15,646	11,595	4,051	18,463	13,911	4,552
Ont.	14,546	9,120	5,426	16,681	11,329	5,352
Man.	2,834	2,178	656	3,034	2,565	469
Sask.	2,097	1,699	398	2,228	1,767	461
Alta.	2,644	2,159	485	3,139	2,466	673
B.C.	8,396	6,640	1,756	9,508	7,580	1,928

Table 3b. - Fishing Seasonal Benefit Claimants included in Table 3a.

Province	1964 - December - 1963					
	Total	Male	Female	Total	Male	Female
Canada -	16,069	15,960	109	18,511	18,436	75
Nfld.	6,778	6,776	2	8,060	8,060	-
P.E.I.	1,121	1,091	30	1,345	1,324	21
N.S.	2,226	2,222	4	2,504	2,499	5
N.B.	2,126	2,108	18	2,245	2,221	24
Que.	506	502	4	763	757	6
Ont.	330	325	5	435	433	2
Man.	48	48	-	91	91	-
Sask.	-	-	-	1	1	-
Alta.	14	14	-	12	12	-
B.C.	2,920	2,874	46	3,055	3,038	17

Glossary of Terms

Insured population: For purposes of this report, the insured population is defined as the number of persons estimated as currently in contact with the Unemployment Insurance Commission either as contributors or as claimants. The estimates are revised once a year when data from the book renewal are available.

Employed population: The number of persons estimated as currently contributing under the scheme. Estimates are based on a 10 per cent sample and hence are subject to sampling variability.

Claimant population: The count of persons currently reporting to the local offices as at the end of the month. An exception occurs in the month which serves as a benchmark, i.e., May or June, when the claimant count represents the number of persons reporting to local offices as claimants during the first two weeks of book renewal.

Initial claim: An application for benefit from a person for whom there is no benefit period in existence. This category includes both regular and seasonal claims, since it is impossible to determine, at the time of filing a claim, the type of benefit for which the claimant will subsequently qualify. On an initial claim the contribution history for the two years preceding the claim is examined. This is required in order to test attachment to insured employment and thus determine the type of benefit for which the claimant is eligible, if at all. In cases of eligibility, the record of the qualifying period is used to calculate the weekly rate of benefit and maximum entitlement for the benefit period. Only one initial claim is required for each benefit period.

Benefit period: A period commencing with the week in which the initial claim is made, provided the qualifying conditions are fulfilled. The maximum length of the benefit period is 52 weeks, in the case of claimants qualifying under the regular terms of the Act. Seasonal benefit periods may be established only from December 1 to mid-May, with a maximum length of 24 weeks. In either case, however, the benefit period terminates with exhaustion of benefit.

Renewal claim: An application for benefit from an insured person during the currency of a benefit period. As in the case of initial claims, this category includes renewal claims from all classes of claimants, i.e., regular, seasonal and fishing.

Initial and renewal claims filed: An approximation of the number of new cases of recorded unemployment among insured persons during a period. However, an initial claim representing a request for re-establishment of a benefit period with no actual interruption in the period on claim would not constitute a new case of unemployment. To the extent that such claims are filed in any month, the total overstates the number of new cases.

Revised claims: Those, other than initial or renewal, which must be considered by an insurance officer, e.g., involving dependency, extension of qualifying period, etc. A revised claim is thus an administrative device to initiate action for reconsideration of an existing initial or renewal claim.

Claimants currently reporting to local offices: All persons currently reporting to local offices to claim unemployment insurance benefit, either regular, seasonal or fishing. Under the Unemployment Insurance Act a person may claim benefit for any week during which he did not work a full working week.

Number of weeks on claim: The cumulative number of weeks during which a claimant has reported to prove unemployment during the current period on claim. The count commences with the week in which the initial (or renewal) claim is filed and continues unbroken so long as the claimant continues to report as directed. Cases occur in which a spell of unemployment extends beyond the termination of a benefit period and a new benefit period is immediately established with no actual interruption of the period on claim. In such cases the cumulative number of weeks is transferred from the previous claim document to that covering the subsequent benefit period and the count continued. This procedure applies also for contiguous periods on regular and seasonal benefit. Excluded from the count are any weeks for which a claimant reported "non-availability" during a complete week.

Entitled to benefit: For purposes of this report, this category comprises those adjudications arising from initial claims on which a benefit period (regular, seasonal or fishing) is shown as established **and no disqualification imposed** and adjudications indicating "approval" on renewal claims, either regular, seasonal or fishing.

Not entitled to benefit: Claimants disqualified on initial and renewal claims, and those for whom the adjudication on an initial claim was to the effect that the claimant was ineligible to establish either a regular, seasonal or fishing benefit period.

Benefit period not established: The minimum contribution requirements for any type of benefit have not been met. This figure thus represents the net total of persons with insufficient contributions to establish a benefit period under either the regular, seasonal or fishing benefit provisions, based on decisions arising from initial claims only. Subsequent decisions arising from a revised claim and constituting a reversal of the initial adjudication are not taken into account, but such decisions would reduce the number of benefit periods not established.

Disqualification: A disqualification is imposed because of circumstances surrounding the claim which render the claimant ineligible for the receipt of benefit either for a stated period or so long as the condition causing the disqualification continues.

Where it is established that loss of employment was voluntary and without just cause on the part of the claimant, i.e., he left employment of his own volition or was dismissed because of misconduct, the maximum disqualification is six weeks; claimants participating in a labour dispute in which they are directly interested are disqualified for the duration of the work stoppage. In assessing the number of cases of disqualification, no distinction is made as to the type of claim, hence disqualifications arising from revised claims are included. The cases mentioned here serve as examples only and do not constitute a complete summary of conditions under which a disqualification may be imposed. Sections 59-66 of the Act contain a description of these conditions.

Weeks compensated: Calendar weeks in respect of which some benefit, either regular, seasonal or fishing, was paid. A compensated week is counted in the month in which the copy of the payment voucher is received in the District Treasury Office, which is not necessarily the month in which the week of unemployment occurred.

Amount of benefit: The sum of all benefit payments made during the month. This comprises regular, seasonal or fishing benefit.

Complete week: A week in respect of which a claimant received the full weekly rate of benefit authorized on that benefit period.

Partial week: A week for which a claimant received less than the full weekly rate authorized. A partial week may be due to excess earnings resulting in a reduced payment in direct proportion to the amount of such earnings. If a claimant was "not available for work" on any day or days during a week, a reduction will be made in the weekly rate proportionate to the number of days of "non-availability". A reduction will occur also if a portion of a week was designated as part of the prescribed waiting period.

Excess earnings: Earnings during a week in excess of the allowable earnings for a claimant's weekly benefit rate. As an example, a claimant whose weekly rate is \$30.00 may earn up to \$15.00 in a week without suffering a reduction in benefit; however, in a week where he earns \$17.00 his benefit will be reduced to \$28.00.

Beneficiaries: Persons who received one or more benefit payments. The estimate, based on the number of payment documents, represents the average weekly number of beneficiaries.

Seasonal benefit: Benefit payable during the period commencing with the Sunday prior to December 1 and ending with the Saturday after May 15, to

certain classes of claimants unable to fulfil the requirements under the regular benefit provisions of the Act. Claimants in Class A must prove 15 contributions since the Saturday preceding the 31st day of March immediately prior to the date of claim, while qualification under class B is contingent upon a regular benefit period having terminated since the Saturday following the 15th day of May immediately prior to the claim.

Fishermen: For purposes of regular benefit, a fisherman is a claimant showing five or more fishing contribution weeks during the last 52 weeks. For purposes of seasonal benefit, however, any claimant whose qualifying contributions include even one fishing contribution week is classed as a fishing claimant.

Fishing contribution week: Any week for which a fishing contribution is recorded, whether or not a contribution was also made in respect of other insured employment. Specially designed stamps are used to record insured employment in fishing and employers using the bulk pay method must report employee's fishing contributions separately from those relating to other insurable employment.

Industrial Classification of persons filing new claims for Unemployment Insurance: This information is based on a sample of documents in respect of initial claims filed in local offices during a month. To ensure that all such claims have an equal chance of being included in the study, the documents are accumulated until the end of the third week following the month in which the claim was filed.

The sampling ratio varies from one hundred per cent in the Atlantic provinces (during the period of low claim) to five per cent in Ontario. The sample embraces all new initial claims without regard to benefit status, i.e. failures as well as disqualifications are included. However, it excludes initial claims classed as transitional, i.e., those taken on behalf of persons terminating one benefit period and seeking re-establishment of credits, since such claims are not new cases of separation from employment.

At the present time only the new separations requiring an **initial** claim are included in this study, as these are the only documents forwarded to the Bureau for analysis. The ratio of initial to renewal claims fluctuates with the claim load, so that during the months of heavy claim, it is approximately 3:1.

Geographical classification: The provinces as defined in this bulletin are administrative entities. Hence, Ontario excludes Sioux Lookout for which data are included with Manitoba; British Columbia includes Whitehorse; Quebec excludes Magdalen Islands for which data are included in New Brunswick.

949042