

CATALOGUE No.

73-001

MONTHLY



STATISTICAL REPORT ON THE OPERATION OF
THE UNEMPLOYMENT INSURANCE ACT
DECEMBER 1966

(Compiled from material supplied by the Unemployment Insurance Commission)

Published by Authority of
The Minister of Trade and Commerce

DOMINION BUREAU OF STATISTICS
Labour Division
Unemployment Insurance, Pensions and Manpower Section

February 1967
8004-509

Price: 20 cents
\$2.00 a year

Vol. 25—No. 12

The contents of this document may be used freely but DBS should be credited when republishing all or any part of it.

TABLE OF CONTENTS

	Page
Chart, Unemployment Insurance Activities	3
Commentary	4

List of Tables

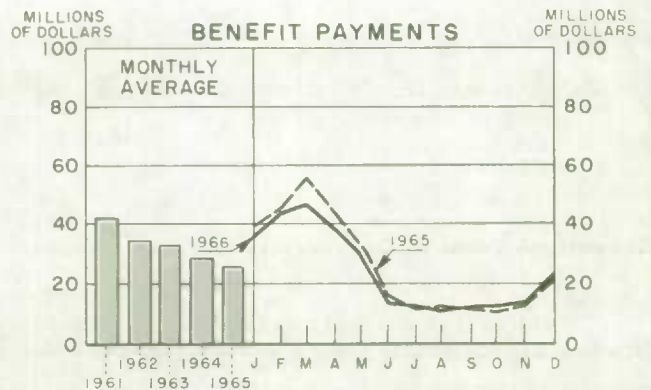
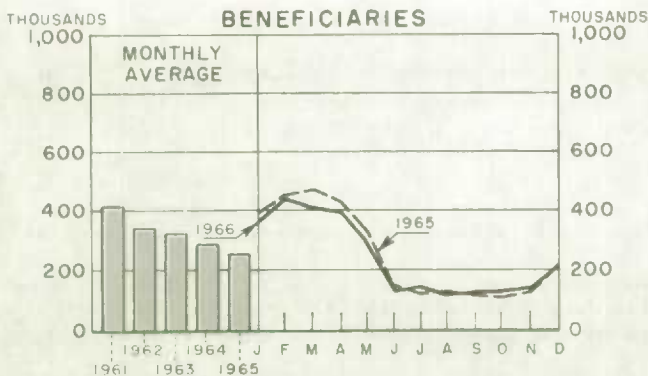
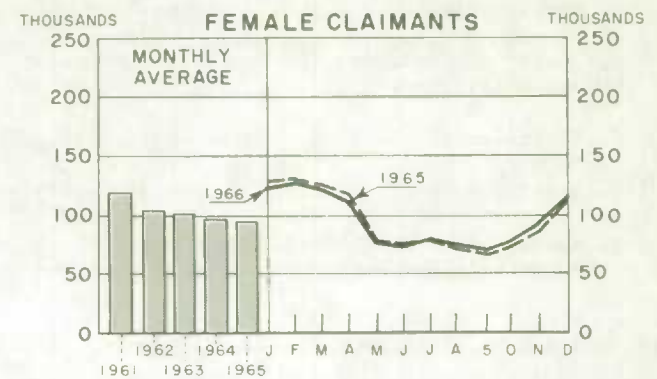
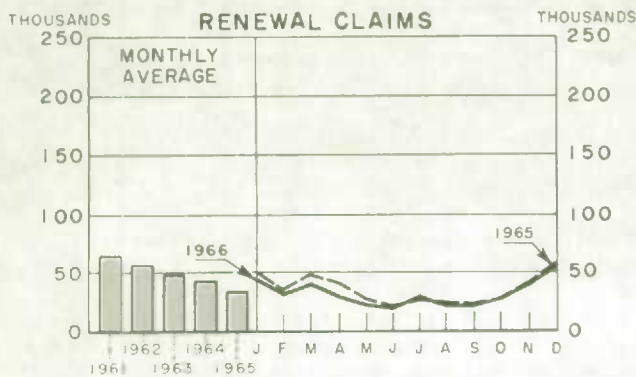
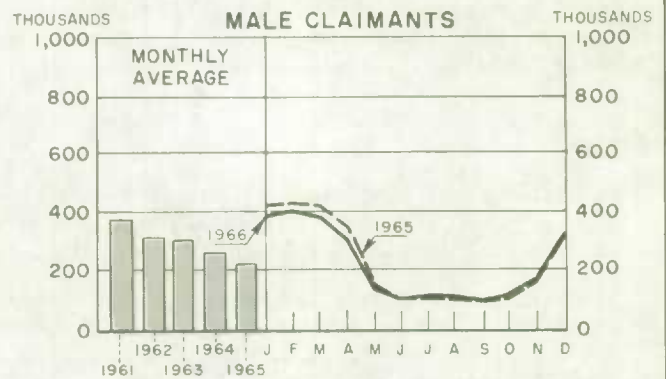
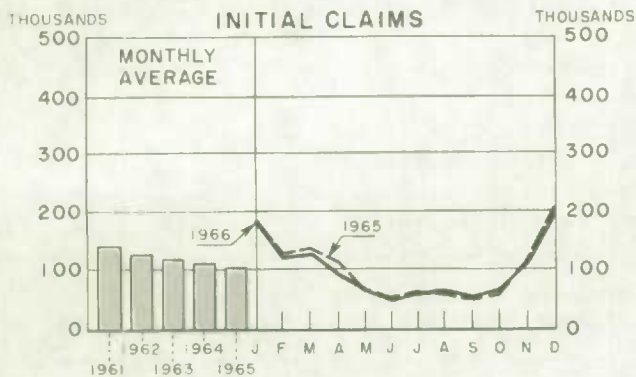
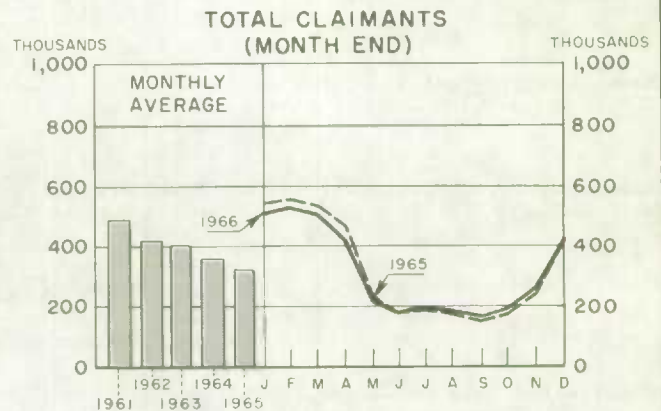
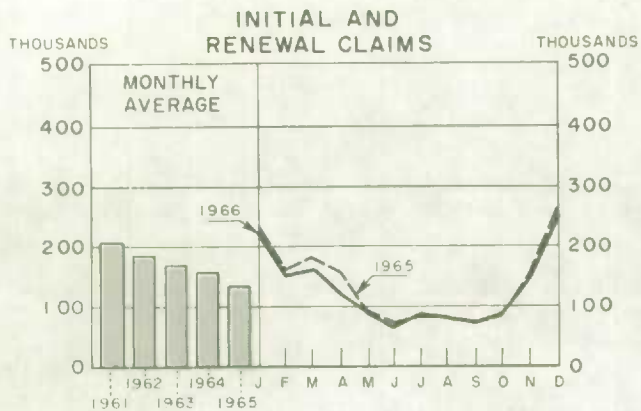
Consolidated Data on Claims for Regular, Seasonal and Fishing Benefit:

Summary Table	6
Table:	
1. Estimates of the Insured Population under the Unemployment Insurance Act	7
2. Number of Initial and Renewal Claims Filed in Local Offices in Each Province	7
3. Claimants Currently Reporting to Local Offices by Number of Weeks on Claim, Province and Sex	8
4. Disposition of Initial and Renewal Claims, and Claims Pending at the End of the Month, by Province	9
5. Number of Claimants Not Entitled to Benefit in Each Province, with Chief Reasons for Non-entitlement	10
6. Estimates of the Number of Beneficiaries, by Province	11
7. Benefit Payments, Showing Number of Weeks and Amount Paid, by Province	11
8. Number of Weeks Compensated, Classified as to Complete and Partial Weeks, and Showing Separately the Number of Partial Weeks Due to Excess Earnings, by Province	12
Seasonal Benefit Including Fishing Claimants, 1966-67 period	13
Table:	
3(a) Seasonal Benefit Claimants Currently Reporting to Local Offices on the Last Working Day of the Month, by Sex and Province	14
3(b) Fishing Seasonal Benefit Claimants included in Table 3(a)	14
Glossary of Terms	15

Historical data since 1941 are contained in the July 1966 issue in this series, while annual data for the calendar years 1965 and 1964 are included in the January 1966 issue in this series.

For information regarding the personal characteristics, occupational and industrial status of both the insured population and persons establishing benefit periods, see the "Annual Report on Benefit Periods Established and Terminated under the Unemployment Insurance Act", DBS Catalogue No. 73-201.

UNEMPLOYMENT INSURANCE ACTIVITIES



CLAIMS AND BENEFIT PAYMENTS

DECEMBER 1966

Claimants at Month-end

There were 423,000 claimants for unemployment insurance benefit at the end of December, an increase of 5,000 or 1 per cent from the number reporting to local offices at the same time last year.

The year-to-year increase in month-end claimants was reflected in only three provinces, Newfoundland, Ontario and British Columbia. Labour disputes were responsible, directly or indirectly, for a significant portion of the increased claimant volume in British Columbia.

In December the impact of claimants for seasonal benefit first becomes noticeable. It is interesting to note that the number of claimants for seasonal benefit declined 11 per cent from a year ago, the decline being virtually among males.

Percentage Changes in Month-end Claimant Count

	November 30 to December 30, 1966			December 31, 1965 to December 30, 1966			November 30 to December 31, 1965		
	Total	Male	Female	Total	Male	Female	Total	Male	Female
CANADA	+ 59	+ 77	+ 25	+ 1	+ 1	+ 3	+ 71	+ 90	+ 34
Newfoundland	+ 121	+ 139	+ 19	+ 1	- 1	+ 31	+ 172	+ 199	+ 18
Prince Edward Island ..	+ 189	+ 224	+ 105	- 1	- 2	+ 6	+ 156	+ 198	+ 61
Nova Scotia	+ 82	+ 98	+ 33	- 4	- 6	+ 6	+ 99	+ 122	+ 29
New Brunswick	+ 69	+ 86	+ 33	- 5	- 8	+ 3	+ 107	+ 134	+ 48
Quebec	+ 54	+ 70	+ 24	- 2	- 3	-	+ 62	+ 73	+ 36
Ontario	+ 51	+ 70	+ 28	+ 5	+ 4	+ 8	+ 56	+ 76	+ 32
Manitoba	+ 51	+ 71	+ 10	- 21	- 16	- 32	+ 100	+ 113	+ 75
Saskatchewan	+ 85	+ 111	+ 26	- 1	+ 4	- 14	+ 88	+ 118	+ 31
Alberta	+ 44	+ 66	- 1	- 1	+ 4	- 14	+ 43	+ 61	+ 10
British Columbia	+ 50	+ 61	+ 24	+ 19	+ 21	+ 12	+ 64	+ 79	+ 32

Beneficiaries

Benefit payments during December were 6 per cent higher than a year ago, as a total of \$22.4 million was paid out to an estimated 215,000 beneficiaries, with each receiving an average weekly payment of \$24.81 over the course of the month. During December last year \$21.2 million was paid to some 217,000 beneficiaries at an average weekly rate of \$24.46. Comparable November data show 141,000 beneficiaries receiving \$14.3 million at an average weekly rate of \$24.19.

Initial and Renewal Claims

Approximately 251,000 initial and renewal claims were filed in local offices across Canada during December, a decrease of more than 10,000 or 4 per cent from one year ago. More than ninety per cent of the claims were filed by persons separating from employment during the month; the remainder were on behalf of persons whose benefit rights had terminated and who were seeking extension of those rights.

Percentage Changes in Claims Filed, by Province

	November to December 1966			December 1965 to December 1966			November to December 1965		
	Total	Initial	Renewal	Total	Initial	Renewal	Total	Initial	Renewal
CANADA	+ 65	+ 74	+ 40	- 4	- 4	- 3	+ 73	+ 85	+ 41
Newfoundland	+ 132	+ 149	+ 50	- 12	- 14	+ 5	+ 183	+ 201	+ 76
Prince Edward Island ..	+ 186	+ 203	+ 90	+ 6	+ 4	+ 22	+ 115	+ 127	+ 39
Nova Scotia	+ 115	+ 141	+ 47	- 13	- 13	- 13	+ 134	+ 156	+ 68
New Brunswick	+ 68	+ 76	+ 40	- 23	- 26	- 6	+ 119	+ 138	+ 50
Quebec	+ 54	+ 63	+ 34	- 8	- 7	- 11	+ 62	+ 73	+ 38
Ontario	+ 70	+ 73	+ 61	+ 3	+ 4	- 1	+ 67	+ 72	+ 54
Manitoba	+ 28	+ 33	+ 14	- 21	- 23	- 14	+ 49	+ 58	+ 20
Saskatchewan	+ 59	+ 68	+ 31	- 2	- 3	+ 2	+ 64	+ 74	+ 32
Alberta	+ 10	+ 14	- 3	- 4	- 6	+ 4	+ 13	+ 19	- 6
British Columbia	+ 62	+ 73	+ 36	+ 16	+ 14	+ 23	+ 64	+ 77	+ 32

Summary Table

Activity	Dec. 1966	Nov. 1966	Dec. 1965	% change from		Cumulative data			
				Nov. 1966	Dec. 1965	January to December		12 months ending December	
						1966	1965	1966	1965
	thousands					thousands			
Insured population as at month-end	4,583	4,444	4,338*	..	4,338*
Initial and renewal claims filed:									
Total	251	153	262	+ 65	- 4	1,548	1,628	1,548	1,628
Initial	196	113	205	+ 74	- 4	1,170	1,208	1,170	1,208
Renewal	56	40	57	+ 40	- 3	378	420	378	420
Claimants currently reporting to local offices	423	266	418	+ 59	+ 1	315*	322*	315*	322*
Regular	364	262	351	+ 40**	+ 4				
S.B.	60	4	67	**	- 11				
S.B. Fishing	14	-	15	**	- 7				
Beneficiaries (weekly average)	215	141	217	+ 53	- 1	242*	254*	242*	254*
Weeks compensated	904	590	866	+ 53	+ 4	12,041	12,718	12,041	12,718
Benefit paid \$	22,427	14,287	21,184	+ 57	+ 6	295,301	312,110	295,301	312,110

Average weekly
benefit \$ 24.81 24.19 24.46 + 3 + 1 24.52 24.54 24.52 24.54

* Monthly average.

** November to December comparisons affected by commencement of seasonal benefit period on November 27.

TABLE 1. Estimates of the Insured Population under the Unemployment Insurance Act

End of	Total	Employed	Claimants
1966 - November	4,583,000	4,316,700	266,300
October	4,521,000	4,336,700	184,300
September	4,528,000	4,363,100	164,900
August	4,577,000	4,389,800	187,200
July	4,512,000	4,316,000	196,000
June	4,500,000	4,318,700	181,300
May	4,404,000	4,186,400	217,600
April	4,465,000	4,051,100	413,900
March	4,498,000	4,000,000	498,000
February	4,506,000	3,975,500	530,500
January	4,482,000	3,970,200	511,800
1965 - December	4,444,000	4,026,000	418,000
November	4,365,000	4,120,400	244,600

TABLE 2. Number of Initial and Renewal Claims Filed in Local Offices in Each Province(1)

Province	1966 - December - 1965					
	Total	Initial	Renewal	Total	Initial	Renewal
CANADA	251,453	195,549	55,904	262,174	204,755	57,419
Newfoundland	17,832	15,888	1,944	20,334	18,481	1,853
Prince Edward Island	3,714	3,336	378	3,516	3,205	311
Nova Scotia	14,737	12,056	2,681	16,887	13,805	3,082
New Brunswick	13,301	10,833	2,468	17,288	14,660	2,628
Quebec	74,258	55,678	18,580	80,496	59,564	20,932
Ontario	67,127	51,258	15,869	65,458	49,364	16,094
Manitoba	7,829	6,109	1,720	9,921	7,932	1,989
Saskatchewan	7,784	6,311	1,473	7,935	6,493	1,442
Alberta	9,283	7,160	2,123	9,635	7,587	2,048
British Columbia	35,588	26,920	8,668	30,704	23,664	7,040

(1) In addition, revised claims received numbered 37,526.

TABLE 3. Claimants Currently Reporting to Local Offices by Number of Weeks on Claim, Province and Sex
(Counted on last working day of the month)

Province and sex	Total claimants	Number of weeks on claim (based on 20 per cent sample)				Total claimants
		1-4	5-13	14-26	27 or more(1)	
		December 30, 1966				December 31, 1965
CANADA	423,437	279,508	87,542	36,637	19,750	417,970
Male	307,269	220,416	58,303	18,340	10,210	304,996
Female	116,168	59,092	29,239	18,297	9,540	112,974
Newfoundland	26,740	20,636	3,944	1,689	471	26,540
Male	24,500	19,533	3,410	1,286	271	24,824
Female	2,240	1,103	534	403	200	1,716
Prince Edward Island	5,101	4,378	507	192	24	5,132
Male	4,040	3,568	355	105	12	4,135
Female	1,061	810	152	87	12	997
Nova Scotia	24,135	16,345	4,478	1,989	1,323	25,224
Male	19,702	14,222	3,323	1,237	920	21,046
Female	4,433	2,123	1,155	752	403	4,178
New Brunswick	24,468	16,317	5,156	1,987	1,008	25,827
Male	18,651	13,280	3,584	1,158	629	20,188
Female	5,817	3,037	1,572	829	379	5,639
Quebec	129,448	84,389	27,764	11,060	6,235	132,668
Male	94,624	67,046	19,172	5,298	3,108	97,899
Female	34,824	17,343	8,592	5,762	3,127	34,769
Ontario	112,549	72,166	21,906	11,872	6,605	106,985
Male	68,973	48,935	11,466	5,479	3,093	66,629
Female	43,576	23,231	10,440	6,393	3,512	40,356
Manitoba	13,572	9,126	2,929	912	605	17,095
Male	10,254	7,324	2,131	447	352	12,208
Female	3,318	1,802	798	465	253	4,887
Saskatchewan	12,496	8,663	2,622	727	484	12,573
Male	9,882	7,345	2,027	233	277	9,537
Female	2,614	1,318	595	494	207	3,036
Alberta	17,181	11,082	4,216	1,211	672	17,355
Male	13,234	9,397	2,964	471	402	12,757
Female	3,947	1,685	1,252	740	270	4,598
British Columbia	57,747	36,406	14,020	4,998	2,323	48,571
Male	43,409	29,766	9,871	2,626	1,146	35,773
Female	14,338	6,640	4,149	2,372	1,177	12,798

(1) The bulk of the cases in this group were on claim from 27-39 weeks.

Note: Values less than 50 subject to relatively large sampling variability.

TABLE 4. Disposition of Initial and Renewal Claims and Claims Pending at the End of the Month, by Province(1)

Province	Adjudicated					Pending	
	Total	Entitled to benefit		Not entitled to benefit		Initial	Renewal
		Initial	Renewal	Initial	Renewal		
	December 1966						
CANADA	228,186	138,899	44,713	38,365	6,209	71,183	18,790
Newfoundland	16,571	12,886	1,533	1,946	206	4,529	661
Prince Edward Island	3,281	2,691	333	243	14	1,096	110
Nova Scotia	12,034	8,104	2,135	1,574	221	4,765	907
New Brunswick	13,005	9,167	1,996	1,544	298	3,176	773
Quebec	65,808	38,139	14,710	10,957	2,002	22,419	6,447
Ontario	58,427	34,097	11,827	10,737	1,766	19,366	5,463
Manitoba	7,597	4,704	1,351	1,353	189	2,099	683
Saskatchewan	7,390	4,438	1,370	1,432	150	2,366	501
Alberta	10,632	5,976	2,200	2,152	304	2,390	571
British Columbia	33,441	18,697	7,258	6,427	1,059	8,977	2,674
	December 1965						
CANADA	225,456	138,913	43,264	37,179	6,100	80,410	21,565
Newfoundland	17,768	13,943	1,436	2,262	127	5,366	669
Prince Edward Island	3,207	2,675	267	242	23	979	86
Nova Scotia	13,436	9,108	2,438	1,694	196	5,359	988
New Brunswick	15,156	10,999	1,998	1,862	297	4,806	930
Quebec	66,341	37,567	15,296	11,362	2,116	27,299	8,286
Ontario	55,877	32,838	11,491	9,930	1,618	19,525	6,456
Manitoba	10,012	6,237	1,806	1,750	219	2,080	551
Saskatchewan	7,302	4,466	1,292	1,359	185	2,589	529
Alberta	10,005	5,860	1,856	2,001	288	2,618	715
British Columbia	26,352	15,220	5,384	4,717	1,031	9,789	2,355

(1) In addition 36,053 revised claims were disposed of. Of these, 3,308 were special requests not granted and 1,355 were appeals by claimants. There were 8,709 revised claims pending at the end of the month.

TABLE 5. Number of Claimants Not Entitled to Benefit in Each Province during December 1966 and 1965
with Chief Reasons for Non-entitlement

Chief reasons for non-entitlement	Canada	Nfld.	P.E.I.	N.S.	N.B.	Que.	Ont.	Man.	Sask.	Alta.	B.C.
Benefit period not established 1966(1)	19,101	1,210	136	874	988	5,503	5,342	613	685	963	2,787
..... 1965	19,427	1,460	130	946	1,201	6,109	4,763	822	670	950	2,376
Claimants disqualified 1966	35,408	1,337	182	1,293	1,186	10,551	10,067	1,402	1,254	2,145	5,991
..... 1965	33,855	1,258	155	1,340	1,315	10,638	10,002	1,601	1,163	1,879	4,504
Not unemployed 1966	1,102	37	14	38	25	368	202	110	115	92	101
..... 1965	1,050	40	6	44	43	361	152	155	118	67	64
Not capable of and not available for work 1966	9,096	259	66	333	262	2,427	3,203	467	511	572	996
..... 1965	9,594	330	61	407	401	2,467	3,290	536	380	586	1,136
Loss of work due to a labour dispute 1966	1,678	1	-	30	12	58	191	2	-	-	1,384
..... 1965	483	-	-	67	1	52	346	3	2	-	12
Refused offer of work and neglected opportunity to work 1966	378	9	3	16	10	117	157	6	18	26	16
..... 1965	1,274	16	7	74	34	381	473	47	45	62	135
Discharged for misconduct 1966	1,558	50	5	72	46	530	440	37	27	104	247
..... 1965	1,645	48	5	55	62	512	533	40	45	76	269
Voluntarily left employment without just cause 1966	8,258	540	39	316	348	2,360	2,069	306	272	724	1,284
..... 1965	9,385	444	44	392	395	2,595	2,495	391	341	678	1,610
Other reasons 1966	13,338	441	55	488	483	4,691	3,805	474	311	627	1,963
..... 1965	10,424	380	32	301	379	4,270	2,713	429	232	410	1,278

(1) Previously failed on initial claim but subsequently established on revised claim during December 1966

4,279	105	10	47	106	1,522	1,336	167	163	232	591
-------	-----	----	----	-----	-------	-------	-----	-----	-----	-----

TABLE 6. Estimates of the Number of Beneficiaries, by Province

Province	Average per week	
	1966 - December - 1965	
	thousands	
CANADA	215.3	216.5
Newfoundland	13.2	12.3
Prince Edward Island	2.0	2.4
Nova Scotia	10.7	11.3
New Brunswick	11.4	12.3
Quebec	64.4	72.3
Ontario	58.6	59.2
Manitoba	7.6	9.1
Saskatchewan	10.9	6.3
Alberta	5.3	9.6
British Columbia	31.2	21.6

TABLE 7. Benefit Payments, by Province

Province	1966 - December - 1965			
	Weeks	Amount	Weeks	Amount
	number	dollars	number	dollars
CANADA	904,070	22,426,912	865,852	21,183,762
Newfoundland	55,530	1,260,325	49,115	1,193,872
Prince Edward Island	8,215	198,522	9,782	224,637
Nova Scotia	45,045	1,065,283	45,124	1,017,228
New Brunswick	47,909	1,133,856	49,310	1,145,273
Quebec	270,645	6,746,137	289,075	6,965,434
Ontario	245,927	6,115,458	236,987	5,731,062
Manitoba	31,826	808,970	36,210	933,881
Saskatchewan	45,891	1,091,796	25,248	648,549
Alberta	22,250	535,321	38,413	1,003,928
British Columbia	130,832	3,471,244	86,588	2,319,898

TABLE 8. Number of Weeks of Benefit, by Province

Province	Complete weeks	Partial weeks	
		Total	Due to excess earnings
	December 1966		
CANADA	834,774	69,296	51,695
Newfoundland	46,232	9,298	8,390
Prince Edward Island	7,676	539	403
Nova Scotia	40,114	4,931	3,807
New Brunswick	43,376	4,533	3,363
Quebec	251,043	19,602	13,724
Ontario	230,232	15,695	11,229
Manitoba	29,738	2,088	1,586
Saskatchewan	43,514	2,377	1,632
Alberta	21,381	869	642
British Columbia	121,468	9,364	6,919
	December 1965		
CANADA	799,060	66,792	48,487
Newfoundland	45,860	3,255	2,274
Prince Edward Island	8,966	816	673
Nova Scotia	39,868	5,256	4,166
New Brunswick	43,866	5,444	4,194
Quebec	265,954	23,121	16,322
Ontario	220,033	16,954	11,693
Manitoba	33,450	2,760	1,894
Saskatchewan	24,576	672	465
Alberta	36,971	1,442	928
British Columbia	79,516	7,072	5,878

Seasonal Benefit, 1966-67 period

Provisions governing the operation of seasonal benefit are unchanged from last year. Effective November 20, 1966 to mid-May 1967, claims failing the regular contribution requirements are considered for seasonal benefit. Benefit is not payable under these terms for unemployment occurring before December 4(1). Only one seasonal benefit period may be established by a claimant during this period. The minimum duration is for 12 weeks,(2) hence exhaustion of seasonal benefit will not occur before February 18.

In testing for seasonal benefit, claims failing the regular requirements are considered first under class A, for which the minimum requirement is 15 contribution weeks subsequent to the week containing March 31, 1966. Total entitlement for claimants qualifying in this class is based entirely on contributions since that date. The benefit formula provides 5 full weeks of benefit for every 6 weeks of contribution(2).

Cases failing the contribution requirement for class A are then examined for possible qualification under class B which represents an extension of benefit for those for whom a regular benefit period terminated during the interval since May 21, 1966. The authorization will be that shown on the preceding regular benefit period, or the number of weeks which remain in the seasonal benefit period, whichever is the lesser. The weekly rate(3) will be that of the preceding claim, adjusted, if necessary, for any change in dependency status. Claims established subsequent to April 1, 1967 are exclusively class B.

Claimants for seasonal benefit (except fishermen)(4) must comply with all the provisions of the Act and Regulations, except where mentioned above.

Fishing Claimants

Table 3b, Fishing Seasonal Benefit Claimants, includes those seasonal benefit claimants whose claim documents carry the identification F, for fishing. This indicates that the person is eligible for seasonal benefit by virtue of fishing contributions, i.e. his countable contributions for the 15 weeks included at least one week of fishing contributions (or his preceding regular benefit period was also designated as F).

- (1) A claimant eligible to have the waiting period waived could draw seasonal benefit for the week commencing November 27.
- (2) While the minimum entitlement on SBA claims is 13 weeks (SBB, 12 weeks), claims established subsequent to the week ending February 25, 1967 provide entitlement only for the number of weeks remaining between the date of establishment and the end of the seasonal benefit period.
- (3) Section 47 (2a) of the Act is not applicable to seasonal benefit claims. This section was added in September 1959 in order to minimize the impact of short-term employment on the weekly rate for subsequent regular claims filed within a two-year period.
- (4) During the seasonal benefit period, claimants classed as fishermen will be considered available and unemployed in respect to any activity in commercial fishing or in the repair of fishing gear, equipment or boat. However, income from fishing or any other activity during a week is taken into consideration in determining the amount of benefit payable.

TABLE 3a. Seasonal Benefit Claimants Currently Reporting to Local Offices on the Last Working Day of the Month, by Sex and Province

Province	1966 - December - 1965					
	Total	Male	Female	Total	Male	Female
CANADA	59,590	44,216	15,374	66,808	51,182	15,626
Newfoundland	9,715	9,227	488	10,208	9,886	322
Prince Edward Island	1,871	1,534	337	2,087	1,764	323
Nova Scotia	4,106	3,338	768	5,490	4,724	766
New Brunswick	5,401	4,032	1,369	6,581	5,193	1,388
Quebec	13,185	9,101	4,084	14,401	10,299	4,102
Ontario	12,847	7,118	5,729	14,619	8,703	5,916
Manitoba	1,650	1,319	331	2,214	1,779	435
Saskatchewan	1,506	1,184	322	1,738	1,414	324
Alberta	1,528	1,160	368	1,882	1,438	444
British Columbia	7,781	6,203	1,578	7,588	5,982	1,606

TABLE 3b. Fishing Seasonal Benefit Claimants included in Table 3a

Province	1966 - December - 1965					
	Total	Male	Female	Total	Male	Female
CANADA	13,852	13,629	223	14,934	14,839	95
Newfoundland	6,444	6,435	9	5,590	5,590	-
Prince Edward Island	1,084	1,020	64	1,219	1,180	39
Nova Scotia	1,372	1,362	10	2,304	2,298	6
New Brunswick	1,478	1,450	28	2,232	2,216	16
Quebec	480	472	8	535	529	6
Ontario	209	126	83	259	251	8
Manitoba	75	75	-	64	63	1
Saskatchewan	-	-	-	1	1	-
Alberta	1	1	-	15	14	1
British Columbia	2,709	2,688	21	2,715	2,697	18

Glossary of Terms

Insured population: For purposes of this report, the insured population is defined as the number of persons estimated as currently in contact with the Unemployment Insurance Commission either as contributors or as claimants. The estimates are revised once a year when data from the book renewal are available.

Employed population: The number of persons estimated as currently contributing under the scheme. Estimates are based on a 10 per cent sample and hence are subject to sampling variability.

Claimant population: The count of persons currently reporting to the local offices as at the end of the month. An exception occurs in the month which serves as a benchmark, i.e., May or June, when the claimant count represents the number of persons reporting to local offices as claimants during the first two weeks of book renewal.

Initial claim: An application for benefit from a person for whom there is no benefit period in existence. This category includes both regular and seasonal claims, since it is impossible to determine, at the time of filing a claim, the type of benefit for which the claimant will subsequently qualify. On an initial claim the contribution history for the two years preceding the claim is examined. This is required in order to test attachment to insured employment and thus determine the type of benefit for which the claimant is eligible, if at all. In cases of eligibility, the record of the qualifying period is used to calculate the weekly rate of benefit and maximum entitlement for the benefit period. Only one initial claim is required for each benefit period.

Benefit period: A period commencing with the week in which the initial claim is made, provided the qualifying conditions are fulfilled. The maximum length of the benefit period is 52 weeks, in the case of claimants qualifying under the regular terms of the Act. Seasonal benefit periods may be established only from December 1 to mid-May, with a maximum length of 24 weeks. In either case, however, the benefit period terminates with exhaustion of benefit.

Renewal claim: An application for benefit from an insured person during the currency of a benefit period. As in the case of initial claims, this category includes renewal claims from all classes of claimants, i.e., regular, seasonal and fishing.

Initial and renewal claims filed: An approximation of the number of new cases of recorded unemployment among insured persons during a period. However, an initial claim representing a request for re-establishment of a benefit period with no actual interruption in the period on claim would not constitute a new case of unemployment. To the extent that such claims are filed in any month, the total overstates the number of new cases.

Revised claims: Those, other than initial or renewal, which must be considered by an insurance officer, e.g., involving dependency, extension of qualifying period, etc. A revised claim is thus an administrative device to initiate action for reconsideration of an existing initial or renewal claim.

Claimants currently reporting to local offices: All persons currently reporting to local offices to claim unemployment insurance benefit, either regular, seasonal or fishing. Under the Unemployment Insurance Act a person may claim benefit for any week during which he did not work a full working week.

Number of weeks on claim: The cumulative number of weeks during which a claimant has reported to prove unemployment during the current period on claim. The count commences with the week in which the initial (or renewal) claim is filed and continues unbroken so long as the claimant continues to report as directed. Cases occur in which a spell of unemployment extends beyond the termination of a benefit period and a new benefit period is immediately established with no actual interruption of the period on claim. In such cases the cumulative number of weeks is transferred from the previous claim document to that covering the subsequent benefit period and the count continued. This procedure applies also for contiguous periods on regular and seasonal benefit. Excluded from the count are any weeks for which a claimant reported "non-availability" during a complete week.

Entitled to benefit: For purposes of this report, this category comprises those adjudications arising from initial claims on which a benefit period (regular, seasonal or fishing) is shown as established and no disqualification imposed and adjudications indicating "approval" on renewal claims, either regular, seasonal or fishing.

Not entitled to benefit: Claimants disqualified on initial and renewal claims, and those for whom the adjudication on an initial claim was to the effect that the claimant was ineligible to establish either a regular, seasonal or fishing benefit period.

Benefit period not established: The minimum contribution requirements for any type of benefit have not been met. This figure thus represents the net total of persons with insufficient contributions to establish a benefit period under either the regular, seasonal or fishing benefit provisions, based on decisions arising from initial claims only. Subsequent decisions arising from a revised claim and constituting a reversal of the initial adjudication are not taken into account, but such decisions would reduce the number of benefit periods not established.

Disqualification: A disqualification is imposed because of circumstances surrounding the claim which render the claimant ineligible for the receipt of benefit either for a stated period or so long as the condition causing the disqualification continues.



1010723059

Where it is established that loss of employment was voluntary and without just cause on the part of the claimant, i.e., he left employment of his own volition or was dismissed because of misconduct, the maximum disqualification is six weeks; claimants participating in a labour dispute in which they are directly interested are disqualified for the duration of the work stoppage. In assessing the number of cases of disqualification, no distinction is made as to the type of claim, hence disqualifications arising from revised claims are included. The cases mentioned here serve as examples only and do not constitute a complete summary of conditions under which a disqualification may be imposed. Sections 59-66 of the Act contain a description of these conditions.

Weeks compensated: Calendar weeks in respect of which some benefit, either regular, seasonal or fishing, was paid. A compensated week is counted in the month in which the copy of the payment voucher is received in the District Treasury Office, which is not necessarily the month in which the week of unemployment occurred.

Amount of benefit: The sum of all benefit payments made during the month. This comprises regular, seasonal or fishing benefit.

Complete week: A week in respect of which a claimant received the full weekly rate of benefit authorized on that benefit period.

Partial week: A week for which a claimant received less than the full weekly rate authorized. A partial week may be due to excess earnings resulting in a reduced payment in direct proportion to the amount of such earnings. If a claimant was "not available for work" on any day or days during a week, a reduction will be made in the weekly rate proportionate to the number of days of "non-availability". A reduction will occur also if a portion of a week was designated as part of the prescribed waiting period.

Excess earnings: Earnings during a week in excess of the allowable earnings for a claimant's weekly benefit rate. As an example, a claimant whose weekly rate is \$30.00 may earn up to \$15.00 in a week without suffering a reduction in benefit; however, in a week where he earns \$17.00 his benefit will be reduced to \$28.00.

Beneficiaries: Persons who received one or more benefit payments. The estimate, based on the total number of payment documents for the month, represents the average weekly number of beneficiaries.

Seasonal benefit: Benefit payable during the period commencing with the Sunday prior to December 1 and ending with the Saturday after May 15, to

certain classes of claimants unable to fulfil the requirements under the regular benefit provisions of the Act. Claimants in Class A must prove 15 contributions since the Saturday preceding the 31st day of March immediately prior to the date of claim, while qualification under class B is contingent upon a regular benefit period having terminated since the Saturday following the 15th day of May immediately prior to the claim.

Fishermen: For purposes of regular benefit, a fisherman is a claimant showing five or more fishing contribution weeks during the last 52 weeks. For purposes of seasonal benefit, however, any claimant whose qualifying contributions include even one fishing contribution week is classed as a fishing claimant.

Fishing contribution week: Any week for which a fishing contribution is recorded, whether or not a contribution was also made in respect of other insured employment. Specially designed stamps are used to record insured employment in fishing and employers using the bulk pay method must report employee's fishing contributions separately from those relating to other insurable employment.

Industrial Classification of persons filing new claims for Unemployment Insurance: This information is based on a sample of documents in respect of initial claims filed in local offices during a month. To ensure that all such claims have an equal chance of being included in the study, the documents are accumulated until the end of the third week following the month in which the claim was filed.

The sampling ratio varies from one hundred per cent in the Atlantic provinces (during the period of low claim) to five per cent in Ontario. The sample embraces all new initial claims without regard to benefit status, i.e. failures as well as disqualifications are included. However, it excludes initial claims classed as transitional, i.e., those taken on behalf of persons terminating one benefit period and seeking re-establishment of credits, since such claims are not new cases of separation from employment.

At the present time only the new separations requiring an **initial** claim are included in this study, as these are the only documents forwarded to the Bureau for analysis. The ratio of initial to renewal claims fluctuates with the claim load, so that during the months of heavy claim, it is approximately 3:1.

Geographical classification: The provinces as defined in this bulletin are administrative entities. Hence, Ontario excludes Sioux Lookout for which data are included with Manitoba; British Columbia includes Whitehorse; Quebec excludes Magdalen Islands for which data are included in New Brunswick.