

CATALOGUE No.

73-001

MONTHLY



STATISTICAL REPORT ON THE OPERATION OF
THE UNEMPLOYMENT INSURANCE ACT
DECEMBER 1967

(Compiled from material supplied by the Unemployment Insurance Commission)

Published by Authority of
The Minister of Trade and Commerce



DOMINION BUREAU OF STATISTICS
Labour Division
Unemployment Insurance and Manpower Section

March 1968
8006-509

Price: 20 cents
\$2.00 a year

Vol. 26—No. 12

The contents of this document may be used freely but DBS should be credited when republishing all or any part of it.

TABLE OF CONTENTS

	Page
Chart, Unemployment Insurance Activities	3
Commentary	4

List of Tables

Consolidated Data on Claims for Regular and Seasonal Benefit:

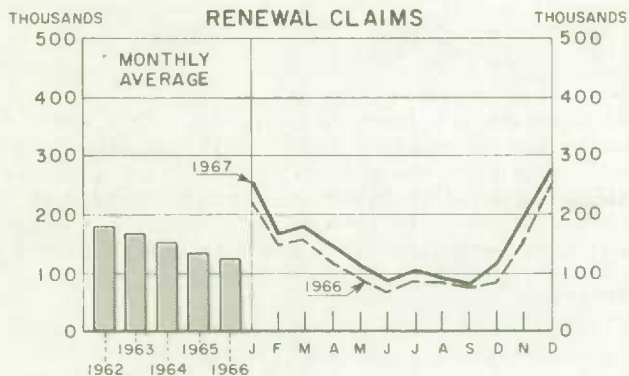
Summary Table	6
Table:	
1. Estimates of the Insured Population under the Unemployment Insurance Act	7
2. Number of Initial and Renewal Claims Filed in Local Offices in Each Province	7
3. Claimants Currently Reporting to Local Offices by Number of Weeks on Claim, Province and Sex	8
4. Disposition of Initial and Renewal Claims, and Claims Pending at the End of the Month, by Province	9
5. Number of Claimants Not Entitled to Benefit in Each Province, with Chief Reasons for Non-entitlement	10
6. Estimates of the Number of Beneficiaries, by Province	11
7. Benefit Payments, Showing Number of Weeks and Amount Paid, by Province	11
8. Number of Weeks Compensated, Classified as to Complete and Partial Weeks, and Showing Separately the Number of Partial Weeks Due to Excess Earnings, by Province	12
Seasonal Benefit Including Fishing Claimants, 1967-68 period	13
Table:	
3(a) Seasonal Benefit Claimants Currently Reporting to Local Offices on the Last Working Day of the Month, by Sex and Province	14
3(b) Fishing Claimants included in Table 3(a)	14
Glossary of Terms	15

Historical data since 1941 are contained in the July 1966 issue in this series, while annual data for the calendar years 1966 and 1965 are included in the January 1967 issue in this series.

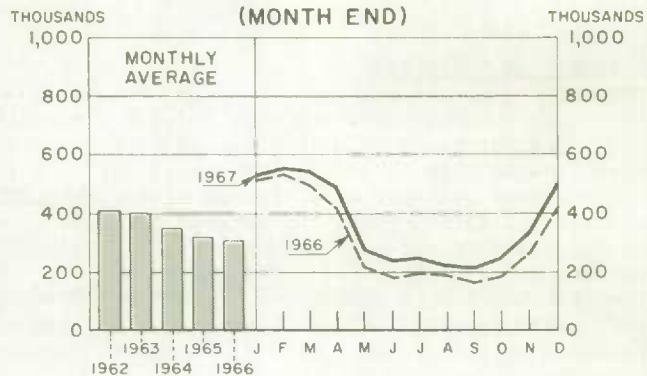
For information regarding the personal characteristics, occupational and industrial status of both the insured population and persons establishing benefit periods, see the "Annual Report on Benefit Periods Established and Terminated under the Unemployment Insurance Act", DBS Catalogue No. 73-201.

UNEMPLOYMENT INSURANCE ACTIVITIES

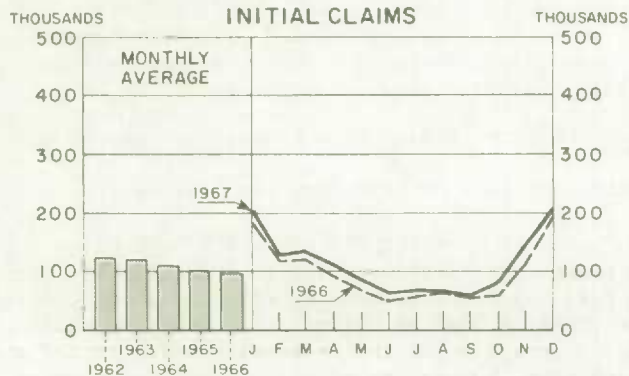
INITIAL AND RENEWAL CLAIMS



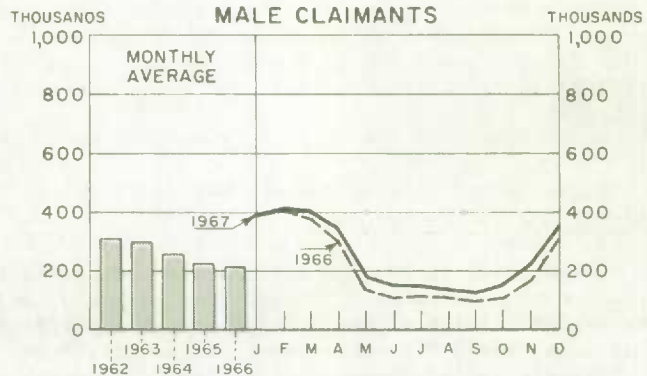
TOTAL CLAIMANTS (MONTH END)



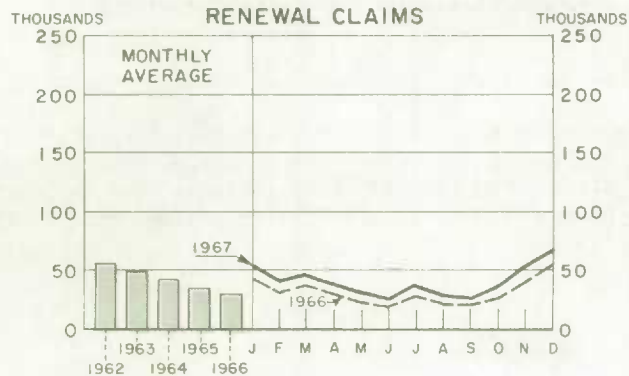
INITIAL CLAIMS



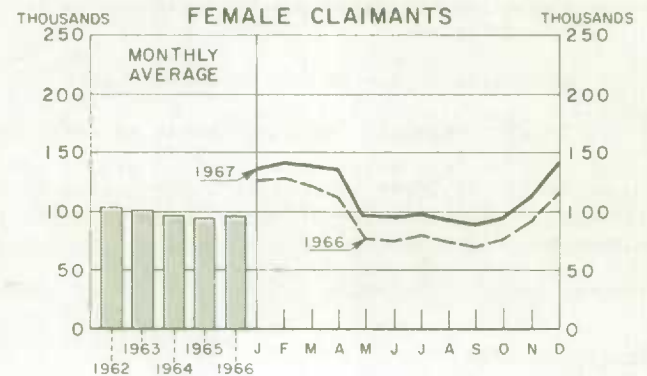
MALE CLAIMANTS



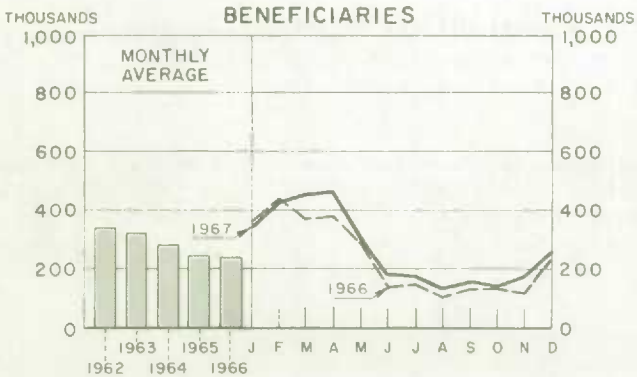
RENEWAL CLAIMS



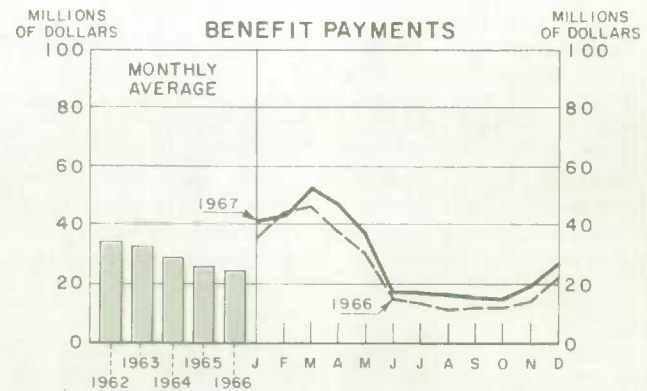
FEMALE CLAIMANTS



BENEFICIARIES



BENEFIT PAYMENTS



CLAIMS AND BENEFIT PAYMENTS

DECEMBER 1967

Claimants at month-end

On December 29 there were 501,500 claimants for unemployment insurance benefit. This was 78,000 (18 per cent) more than the 423,400 recorded at the end of December 1966. Males accounted for two-thirds of this increase. The year-over-year increase this year was significantly larger than that experienced a year ago when the end of December 1966 count exceeded by 5,500 the number recorded on December 31, 1965. While the rate of increase from the end of December 1966 to 1967 was 17 per cent for males and 22 per cent for females, it was only 1 per cent for males and 3 per cent for females for the same dates in 1966 over 1965.

The November-to-December month-end increase of 165,000 claimants is associated with the commencement of the seasonal benefit period in December. Males accounted for over 80 per cent of the increase.

The December 29 claimant count includes some 3,400 persons classified as agricultural claimants, 1,800 regular and 1,600 seasonal benefit. Since the coverage was extended to certain employees in agriculture, effective April 1, 1967, the number of claimants classified as agricultural has been negligible.

Initial and renewal claims

A total of 270,600 initial and renewal claims for benefit were received in local offices across Canada during December. The increase over the volume filed in November was 77,000; eighty per cent of these were initial claims. Relatively large increases in the number of claims filed occur at this time each year. This phenomenon can be attributed to the operation of the seasonal benefit period and to lay-offs in industry resulting from cut-backs in employment coinciding with the advent of winter. One year ago the November-to-December increase in the volume of claims filed amounted to 100,000.

Beneficiaries and benefit payments

The average weekly number of beneficiaries was estimated at 254,700 for December, 174,300 for November and 226,000 for December 1966. Benefit payments were \$26.6 million in December, versus \$19.9 million in November and \$22.4 million in December 1966. The average weekly benefit payment was \$26.09 in December, \$25.36 in November and \$24.81 in December 1966.

Provincial data

Increases over last month in the month-end claimant count occurred in all regions. A relatively large increase was recorded in the Atlantic region. This is associated with the greater severity of seasonal unemployment as well as a heavy concentration of seasonal benefit claimants in that region. The two central provinces, which accounted for over one half of the increase showed the lowest increase rate.

It is interesting to note that the 18 per cent year-over-year increase in the overall claimant count was not reflected in the Atlantic provinces. Newfoundland, Prince Edward Island and Nova Scotia each showed a decrease which was accounted for by males. Although a slight increase occurred in New Brunswick, the number of female claimants was lower this year.

Percentage Changes in Month-end Claimant Count

	November 30 to December 29, 1967			December 30, 1966 to December 29, 1967			November 30, to December 30, 1966		
	Total	Male	Female	Total	Male	Female	Total	Male	Female
CANADA	+ 49	+ 61	+ 25	+ 18	+ 17	+ 22	+ 59	+ 77	+ 25
Newfoundland	+ 121	+ 144	+ 18	- 1	- 2	+ 12	+ 121	+ 139	+ 19
Prince Edward Island ..	+ 210	+ 252	+ 121	- 1	- 4	+ 9	+ 189	+ 224	+ 105
Nova Scotia	+ 73	+ 90	+ 31	- 3	- 6	+ 11	+ 82	+ 98	+ 33
New Brunswick	+ 92	+ 108	+ 52	+ 3	+ 5	- 2	+ 69	+ 86	+ 33
Quebec	+ 41	+ 47	+ 26	+ 24	+ 24	+ 25	+ 54	+ 70	+ 24
Ontario	+ 39	+ 49	+ 26	+ 26	+ 25	+ 27	+ 51	+ 70	+ 28
Manitoba	+ 49	+ 68	+ 7	+ 51	+ 53	+ 44	+ 51	+ 71	+ 10
Saskatchewan	+ 74	+ 97	+ 18	+ 16	+ 18	+ 11	+ 85	+ 111	+ 26
Alberta	+ 51	+ 71	+ 10	+ 18	+ 16	+ 25	+ 44	+ 66	- 1
British Columbia	+ 42	+ 51	+ 22	+ 11	+ 9	+ 14	+ 50	+ 61	+ 24

As was reflected in the month-end claimant count, month-over-month and year-over-year comparisons in the number of claims filed reveal similar situations in the Atlantic region. When compared with December 1966 the volume of claims filed was lower in Newfoundland, Prince Edward Island and Nova Scotia where the number of initial claims decreased. In New Brunswick there were fewer renewal claims filed this month. In British Columbia the number of initial and renewal claims was slightly less this year.

Percentage Changes in Claims Filed, by Province

	November to December 1967			December 1966 to December 1967			November to December 1966		
	Total	Initial	Renewal	Total	Initial	Renewal	Total	Initial	Renewal
CANADA	+ 40	+ 45	+ 27	+ 8	+ 5	+ 18	+ 65	+ 74	+ 40
Newfoundland	+ 130	+ 143	+ 75	- 5	- 9	+ 31	+ 132	+ 149	+ 50
Prince Edward Island ..	+ 219	+ 246	+ 91	- 1	- 1	+ 1	+ 186	+ 203	+ 90
Nova Scotia	+ 85	+ 94	+ 55	- 5	- 8	+ 9	+ 115	+ 141	+ 47
New Brunswick	+ 65	+ 80	+ 17	+ 12	+ 15	- 4	+ 68	+ 76	+ 40
Quebec	+ 28	+ 29	+ 26	+ 13	+ 7	+ 32	+ 54	+ 63	+ 34
Ontario	+ 32	+ 34	+ 27	+ 6	+ 3	+ 18	+ 70	+ 73	+ 61
Manitoba	+ 23	+ 27	+ 9	+ 44	+ 49	+ 26	+ 28	+ 33	+ 14
Saskatchewan	+ 43	+ 45	+ 36	+ 10	+ 10	+ 10	+ 59	+ 68	+ 31
Alberta	+ 31	+ 31	+ 28	+ 21	+ 21	+ 20	+ 10	+ 14	- 3
British Columbia	+ 38	+ 47	+ 16	- 2	- 2	- 3	+ 62	+ 73	+ 36

.. Figures not available.

... Figures not appropriate or not applicable.

- Nil.

Summary Table

Activity	Dec. 1967	Nov. 1967	Dec. 1966	% change from		Cumulative data			
				Nov. 1967	Dec. 1966	January to December		12 months ending December	
						1967	1966	1967	1966
	thousands					thousands			
Insured population as at month-end	4,841	4,641	4,535*	..	4,535*
Initial and renewal claims filed:									
Total	271	194	251	+ 40	+ 8	1,817	1,548	1,817	1,548
Initial	204	141	196	+ 45	+ 5	1,335	1,170	1,335	1,170
Renewal	66	52	56	+ 27	+ 18	482	378	482	378
Claimants currently reporting to local offices	502	337	423	+ 49	+ 18	367*	315*	367*	315*
Regular	434	330	363	+ 32**	+ 19				
S.B.	68	7	60	**	+ 13				
Fishing	14	1	14	**	- 1				
Beneficiaries (weekly average)	255	174	226	+ 46	+ 13	268*	234*	268*	234*
Weeks compensated	1,019	784	904	+ 30	+ 13	13,852	12,041	13,852	12,041
Benefit paid \$	26,581	19,886	22,427	+ 34	+ 19	352,645	295,301	352,645	295,301

Average weekly
benefit \$ 26.09 25.36 24.81 + 3 + 5 25.46 24.52 25.46 24.52

* Monthly average.

** November to December comparisons affected by commencement of seasonal benefit period on November 26.

TABLE 1. Estimates of the Insured Population under the Unemployment Insurance Act

End of	Total(1)	Employed	Claimants
1967 - November	4,841,000	4,504,400	336,600
October	4,734,000	4,491,500	242,500
September	4,750,000	4,539,100	210,900
August	4,832,000	4,604,900	227,100
July	4,803,000	4,556,700	246,300
June	4,751,000	4,508,200	242,800
May	4,684,000	4,402,900	281,100
April	4,763,000	4,270,700	492,300
March	4,769,000	4,225,200	543,800
February	4,697,000	4,145,200	551,800
January	4,700,000	4,168,100	531,900
1966 - December	4,641,000	4,217,600	423,400
November	4,606,000	4,339,700	266,300

(1) Commencing March 31, 1967, agricultural workers are included, as coverage was extended to certain workers in this industry April 1, 1967.

TABLE 2. Number of Initial and Renewal Claims Filed in Local Offices in Each Province

Province	1967 - December - 1966					
	Total(1)	Initial	Renewal	Total	Initial	Renewal
CANADA	270,577	204,364	66,213	251,453	195,549	55,904
Newfoundland	16,944	14,398	2,546	17,832	15,888	1,944
Prince Edward Island	3,671	3,290	381	3,714	3,336	378
Nova Scotia	13,963	11,053	2,910	14,737	12,056	2,681
New Brunswick	14,863	12,487	2,376	13,301	10,833	2,468
Quebec	83,960	59,431	24,529	74,258	55,678	18,580
Ontario	71,424	52,724	18,700	67,127	51,258	15,869
Manitoba	11,247	9,084	2,163	7,829	6,109	1,720
Saskatchewan	8,584	6,968	1,616	7,784	6,311	1,473
Alberta	11,209	8,654	2,555	9,283	7,160	2,123
British Columbia	34,712	26,275	8,437	35,588	26,920	8,668

(1) In addition, revised claims received numbered 39,641.

TABLE 3. Claimants Currently Reporting to Local Offices by Number of Weeks on Claim, Province and Sex
(Counted on last working day of the month)

Province and sex	Total claimants	Number of weeks on claim (based on 20 per cent sample)				Total claimants
		1-4	5-13	14-26	27 or more(1)	
	December 29, 1967					December 30, 1966
CANADA	501,523	316,665	109,864	46,847	28,147	423,437
Male	359,288	247,968	74,207	23,052	14,061	307,269
Female	142,235	68,697	35,657	23,795	14,086	116,168
Newfoundland	26,590	20,686	3,690	1,596	618	26,740
Male	24,084	19,534	3,089	1,081	380	24,500
Female	2,506	1,152	601	515	238	2,240
Prince Edward Island	5,036	4,165	431	282	158	5,101
Male	3,881	3,404	305	105	67	4,040
Female	1,155	761	126	177	91	1,061
Nova Scotia	23,438	15,318	4,653	1,894	1,573	24,135
Male	18,500	12,932	3,498	1,104	966	19,702
Female	4,938	2,386	1,155	790	607	4,433
New Brunswick	25,243	17,844	4,666	1,528	1,205	24,468
Male	19,558	14,777	3,194	820	767	18,651
Female	5,685	3,067	1,472	708	438	5,817
Quebec	160,514	100,510	36,308	15,430	8,266	129,448
Male	117,094	78,752	25,842	8,184	4,316	94,624
Female	43,420	21,758	10,466	7,246	3,950	34,824
Ontario	141,491	81,466	32,256	16,701	11,068	112,549
Male	85,974	55,562	18,123	7,276	5,013	68,973
Female	55,517	25,904	14,133	9,425	6,055	43,576
Manitoba	20,493	13,656	4,786	1,264	787	13,572
Male	15,714	11,212	3,604	558	340	10,254
Female	4,779	2,444	1,182	706	447	3,318
Saskatchewan	14,557	10,117	3,156	821	463	12,496
Male	11,643	8,878	2,316	297	152	9,882
Female	2,914	1,239	840	524	311	2,614
Alberta	20,300	13,435	4,364	1,479	1,022	17,181
Male	15,377	11,217	3,084	571	505	13,234
Female	4,923	2,218	1,280	908	517	3,947
British Columbia	63,861	39,468	15,554	5,852	2,987	57,747
Male	47,463	31,700	11,152	3,056	1,555	43,409
Female	16,398	7,768	4,402	2,796	1,432	14,338

(1) The bulk of the cases in this group were on claim from 27-39 weeks.

Note: Values less than 50 subject to relatively large sampling variability.

TABLE 4. Disposition of Initial and Renewal Claims and Claims Pending at the End of the Month, by Province

Province	Adjudicated					Pending	
	Total	Entitled to benefit		Not entitled to benefit		Initial	Renewal
		Initial	Renewal	Initial	Renewal		
	December 1967						
CANADA	254,954(1)	150,138	54,627	42,022	8,167	74,776	20,136
Newfoundland	14,945	10,943	2,051	1,686	265	4,575	726
Prince Edward Island	3,402	2,746	347	290	19	885	110
Nova Scotia	12,022	7,702	2,509	1,575	236	4,051	710
New Brunswick	13,358	9,425	1,939	1,795	199	4,861	887
Quebec	77,208	42,402	19,064	12,282	3,460	25,233	8,128
Ontario	70,537	39,888	16,079	12,491	2,079	17,901	5,426
Manitoba	11,241	6,708	1,993	2,283	257	3,410	586
Saskatchewan	8,344	5,209	1,359	1,607	169	2,625	621
Alberta	11,124	6,199	2,218	2,397	310	2,955	723
British Columbia	32,773	18,916	7,068	5,616	1,173	8,280	2,219
	December 1966						
CANADA	228,186	138,899	44,713	38,365	6,209	71,183	18,790
Newfoundland	16,571	12,886	1,533	1,946	206	4,529	661
Prince Edward Island	3,281	2,691	333	243	14	1,096	110
Nova Scotia	12,034	8,104	2,135	1,574	221	4,765	907
New Brunswick	13,005	9,167	1,996	1,544	298	3,176	773
Quebec	65,808	38,139	14,710	10,957	2,002	22,419	6,447
Ontario	58,427	34,097	11,827	10,737	1,766	19,366	5,463
Manitoba	7,597	4,704	1,351	1,353	189	2,099	683
Saskatchewan	7,390	4,438	1,370	1,432	150	2,366	501
Alberta	10,632	5,976	2,200	2,152	304	2,390	571
British Columbia.....	33,441	18,697	7,258	6,427	1,059	8,977	2,674

(1) In addition 37,911 revised claims were disposed of. Of these, 3,909 were special requests not granted and 1,305 were appeals by claimants. There were 9,397 revised claims pending at the end of the month.

TABLE 5. Number of Claimants Not Entitled to Benefit in Each Province during December 1967 and 1966
with Chief Reasons for Non-entitlement

Chief reasons for non-entitlement	Canada	Nfld.	P.E.I.	N.S.	N.B.	Que.	Ont.	Man.	Sask.	Alta.	B.C.
Benefit period not established 1967(1) 1966	23,276 19,101	927 1,210	178 136	902 874	1,162 988	7,161 5,503	6,759 5,342	1,136 613	798 685	1,155 963	3,098 2,787
Claimants disqualified 1967 1966	35,851 35,408	1,299 1,337	159 182	1,300 1,293	1,090 1,186	11,775 10,551	10,527 10,067	1,798 1,402	1,292 1,254	1,983 2,145	4,628 5,991
Not unemployed 1967 1966	1,218 1,102	49 37	8 14	34 38	25 25	433 368	175 202	168 110	147 115	87 92	92 101
Not capable of and not available for work 1967 1966	9,797 9,096	316 259	61 66	424 333	372 262	2,478 2,427	3,421 3,203	539 467	541 511	670 572	975 996
Loss of work due to a labour dispute 1967 1966	401 1,678	1 1	- -	15 30	1 12	128 58	33 191	1 2	- -	40 -	182 1,384
Refused offer of work and neglected opportunity to work 1967 1966	162 378	- 9	- 3	12 16	4 10	38 117	74 157	7 6	2 18	7 26	18 16
Discharged for misconduct 1967 1966	1,705 1,558	38 50	4 5	69 72	38 46	559 530	608 440	47 37	49 27	110 104	183 247
Voluntarily left employment without just cause 1967 1966	7,838 8,258	362 540	30 39	264 316	219 348	2,147 2,360	2,348 2,069	398 306	272 272	641 724	1,157 1,284
Other reasons 1967 1966	14,730 13,338	533 441	56 55	482 488	431 483	5,992 4,691	3,868 3,805	638 474	281 311	428 627	2,021 1,963
(1) Previously failed on initial claim but subsequently established on revised claim during December 1967	6,411	234	49	290	315	2,198	1,698	357	212	298	760

TABLE 6. Estimates of the Number of Beneficiaries, by Province

Province	Average per week	
	1967 - December - 1966	
	thousands	
CANADA	254.7	226.0
Newfoundland	11.1	13.9
Prince Edward Island	1.4	2.1
Nova Scotia	10.7	11.3
New Brunswick	10.1	12.0
Quebec	75.1	67.7
Ontario	87.5	61.5
Manitoba	10.0	8.0
Saskatchewan	7.5	11.5
Alberta	10.6	5.6
British Columbia	30.7	32.7

TABLE 7. Benefit Payments, by Province

Province	1967 - December - 1966			
	Weeks	Amount	Weeks	Amount
	number	dollars	number	dollars
CANADA	1,018,912	26,580,682	904,070	22,426,912
Newfoundland	44,540	1,168,375	55,530	1,260,325
Prince Edward Island	5,640	139,898	8,215	198,522
Nova Scotia	42,848	1,038,394	45,045	1,065,283
New Brunswick	40,497	1,020,903	47,909	1,133,856
Quebec	300,554	7,939,978	270,645	6,746,137
Ontario	349,832	8,987,781	245,927	6,115,458
Manitoba	40,115	1,056,765	31,826	808,970
Saskatchewan	29,903	785,634	45,891	1,091,796
Alberta	42,267	1,118,155	22,250	535,321
British Columbia	122,716	3,324,799	130,832	3,471,244

TABLE 8. Number of Weeks of Benefit, by Province

Province	Complete weeks	Partial weeks	
		Total	Due to excess earnings
	December 1967		
CANADA	953,427	65,485	46,860
Newfoundland	41,446	3,094	2,220
Prince Edward Island	5,237	403	290
Nova Scotia	38,612	4,236	3,376
New Brunswick	37,430	3,067	2,189
Quebec	281,925	18,629	13,032
Ontario	329,303	20,529	14,910
Manitoba	37,735	2,380	1,668
Saskatchewan	28,134	1,769	1,149
Alberta	39,552	2,715	1,842
British Columbia	114,053	8,663	6,184
	December 1966		
CANADA	834,774	69,296	51,695
Newfoundland	46,232	9,298	8,390
Prince Edward Island	7,676	539	403
Nova Scotia	40,114	4,931	3,807
New Brunswick	43,376	4,533	3,363
Quebec	251,043	19,602	13,724
Ontario	230,232	15,695	11,229
Manitoba	29,738	2,088	1,586
Saskatchewan	43,514	2,377	1,632
Alberta	21,381	869	642
British Columbia	121,468	9,364	6,919

Seasonal Benefit, 1967-68 period

Provisions governing the operation of seasonal benefit are unchanged from last year. Effective November 19, 1967 to mid-May 1968, claims failing the regular contribution requirements are considered for seasonal benefit. Benefit is not payable under these terms for unemployment occurring before December 3(1). Only one seasonal benefit period may be established by a claimant during this period. The minimum duration is for 12 weeks,(2) hence exhaustion of seasonal benefit will not occur before February 17.

In testing for seasonal benefit, claims failing the regular requirements are considered first under class A, for which the minimum requirement is 15 contribution weeks subsequent to the most recent Saturday preceding the 31 of March immediately before the claim. Total entitlement for claimants qualifying in this class is based entirely on contributions since that date. The benefit formula provides 5 full weeks of benefit for every 6 weeks of contribution(2).

Cases failing the contribution requirements for class A are then examined for possible qualification under class B which represents an extension of benefit for those for whom a regular benefit period terminated during the interval since May 20, 1967. The authorization will be that shown on the preceding regular benefit period, or the number of weeks which remain in the seasonal benefit period, whichever is the lesser. The weekly rate(3) will be that of the preceding claim, adjusted, if necessary, for any change in dependency status. Claims established subsequent to April 1, 1968 are exclusively class B.

Claimants for seasonal benefit (except fishermen)(4) must comply with all the provisions of the Act and Regulations, except where mentioned above.

Fishing Claimants

Table 3b, Fishing Claimants, includes those claimants whose claim documents carry the identification F, for fishing. This indicates that the person is eligible for benefit by virtue of fishing contributions.

- (1) A claimant eligible to have the waiting period waived could draw seasonal benefit for the week commencing November 26.
- (2) While the minimum entitlement on SBA claims is 13 weeks (SBB, 12 weeks), claims established subsequent to the week ending February 24, 1968 provide entitlement only for the number of weeks remaining between the date of establishment and the end of the seasonal benefit period.
- (3) Section 47 (2a) of the Act is not applicable to seasonal benefit claims. This section was added in September 1959 in order to minimize the impact of short-term employment on the weekly rate for subsequent regular claims filed within a two-year period.
- (4) During the seasonal benefit period, claimants classed as fishermen will be considered available and unemployed in respect to any activity in commercial fishing or in the repair of fishing gear, equipment or boat. However, income from fishing or any other activity during a week is taken into consideration in determining the amount of benefit payable.

TABLE 3a. Seasonal Benefit Claimants(1) Currently Reporting to Local Offices on the Last Working Day of the Month, by Sex and Province

Province	1967 - December - 1966					
	Total	Male	Female	Total	Male	Female
CANADA	67,849 (2)	48,814	19,035	60,216	44,829	15,387
Newfoundland	8,934	8,427	507	9,790	9,296	494
Prince Edward Island	1,858	1,479	379	1,883	1,542	341
Nova Scotia	4,599	3,674	925	4,583	3,814	769
New Brunswick	5,825	4,423	1,402	5,426	4,056	1,370
Quebec	16,196	10,779	5,417	13,194	9,110	4,084
Ontario	15,299	8,175	7,124	12,857	7,128	5,729
Manitoba	2,329	1,788	541	1,650	1,319	331
Saskatchewan	1,788	1,499	289	1,506	1,184	322
Alberta	1,997	1,513	484	1,528	1,160	368
British Columbia	9,024	7,057	1,967	7,799	6,220	1,579

TABLE 3b. Fishing Claimants included in Table 3a

Province	1967 - December - 1966					
	Total	Male	Female	Total	Male	Female
CANADA	14,302	13,913	389	14,478	14,242	236
Newfoundland	5,875	5,869	6	6,519	6,504	15
Prince Edward Island	1,101	1,000	101	1,096	1,028	68
Nova Scotia	2,007	1,805	202	1,849	1,838	11
New Brunswick	1,701	1,674	27	1,503	1,474	29
Quebec	446	440	6	489	481	8
Ontario	197	187	10	219	136	83
Manitoba	42	42	-	75	75	-
Saskatchewan	1	1	-	-	-	-
Alberta	5	5	-	1	1	-
British Columbia	2,927	2,890	37	2,727	2,705	22

(1) Includes persons classified as regular benefit fishing claimants. The number of such cases is, however, negligible. (2) Includes 1,607 agricultural claimants.

Glossary of Terms

Insured population: For purposes of this report, the insured population is defined as the number of persons estimated as currently in contact with the Unemployment Insurance Commission either as contributors or as claimants. The estimates are revised once a year when data from the book renewal are available.

Employed population: The number of persons estimated as currently contributing under the scheme. Estimates are based on a 10 per cent sample and hence are subject to sampling variability.

Claimant population: The count of persons currently reporting to the local offices as at the end of the month. An exception occurs in the month which serves as a benchmark, i.e., May or June, when the claimant count represents the number of persons reporting to local offices as claimants during the first two weeks of book renewal.

Initial claim: An application for benefit from a person for whom there is no benefit period in existence. This category includes both regular and seasonal claims, since it is impossible to determine, at the time of filing a claim, the type of benefit for which the claimant will subsequently qualify. On an initial claim the contribution history for the two years preceding the claim is examined. This is required in order to test attachment to insured employment and thus determine the type of benefit for which the claimant is eligible, if at all. In cases of eligibility, the record of the qualifying period is used to calculate the weekly rate of benefit and maximum entitlement for the benefit period. Only one initial claim is required for each benefit period.

Benefit period: A period commencing with the week in which the initial claim is made, provided the qualifying conditions are fulfilled. The maximum length of the benefit period is 52 weeks, in the case of claimants qualifying under the regular terms of the Act. Seasonal benefit periods may be established only from December 1 to mid-May, with a maximum length of 24 weeks. In either case, however, the benefit period terminates with exhaustion of benefit.

Renewal claim: An application for benefit from an insured person during the currency of a benefit period. As in the case of initial claims, this category includes renewal claims from all classes of claimants, i.e., regular, seasonal and fishing.

Initial and renewal claims filed: An approximation of the number of new cases of recorded unemployment among insured persons during a period. However, an initial claim representing a request for re-establishment of a benefit period with no actual interruption in the period on claim would not constitute a new case of unemployment. To the extent that such claims are filed in any month, the total overstates the number of new cases.

Revised claims: Those, other than initial or renewal, which must be considered by an insurance officer, e.g., involving dependency, extension of qualifying period, etc. A revised claim is thus an administrative device to initiate action for reconsideration of an existing initial or renewal claim.

Claimants currently reporting to local offices: All persons currently reporting to local offices to claim unemployment insurance benefit, either regular, seasonal or fishing. Under the Unemployment Insurance Act a person may claim benefit for any week during which he did not work a full working week.

Number of weeks on claim: The cumulative number of weeks during which a claimant has reported to prove unemployment during the current period on claim. The count commences with the week in which the initial (or renewal) claim is filed and continues unbroken so long as the claimant continues to report as directed. Cases occur in which a spell of unemployment extends beyond the termination of a benefit period and a new benefit period is immediately established with no actual interruption of the period on claim. In such cases the cumulative number of weeks is transferred from the previous claim document to that covering the subsequent benefit period and the count continued. This procedure applies also for contiguous periods on regular and seasonal benefit. Excluded from the count are any weeks for which a claimant reported "non-availability" during a complete week.

Entitled to benefit: For purposes of this report, this category comprises those adjudications arising from initial claims on which a benefit period (regular, seasonal or fishing) is shown as established **and no disqualification imposed** and adjudications indicating "approval" on renewal claims, either regular, seasonal or fishing.

Not entitled to benefit: Claimants disqualified on initial and renewal claims, and those for whom the adjudication on an initial claim was to the effect that the claimant was ineligible to establish either a regular, seasonal or fishing benefit period.

Benefit period not established: The minimum contribution requirements for any type of benefit have not been met. This figure thus represents the net total of persons with insufficient contributions to establish a benefit period under either the regular, seasonal or fishing benefit provisions, based on decisions arising from initial claims only. Subsequent decisions arising from a revised claim and constituting a reversal of the initial adjudication are not taken into account, but such decisions would reduce the number of benefit periods not established.

Disqualification: A disqualification is imposed because of circumstances surrounding the claim which render the claimant ineligible for the receipt of benefit either for a stated period or so long as the condition causing the disqualification continues.

Where it is established that loss of employment was voluntary and without just cause on the part of the claimant, i.e., he left employment of his own volition or was dismissed because of misconduct, the maximum disqualification is six weeks; claimants participating in a labour dispute in which they are directly interested are disqualified for the duration of the work stoppage. In assessing the number of cases of disqualification, no distinction is made as to the type of claim, hence disqualifications arising from revised claims are included. The cases mentioned here serve as examples only and do not constitute a complete summary of conditions under which a disqualification may be imposed. Sections 59-66 of the Act contain a description of these conditions.

Weeks compensated: Calendar weeks in respect of which some benefit, either regular, seasonal or fishing, was paid. A compensated week is counted in the month in which the copy of the payment voucher is received in the District Treasury Office, which is not necessarily the month in which the week of unemployment occurred.

Amount of benefit: The sum of all benefit payments made during the month. This comprises regular, seasonal or fishing benefit.

Complete week: A week in respect of which a claimant received the full weekly rate of benefit authorized on that benefit period.

Partial week: A week for which a claimant received less than the full weekly rate authorized. A partial week may be due to excess earnings resulting in a reduced payment in direct proportion to the amount of such earnings. If a claimant was "not available for work" on any day or days during a week, a reduction will be made in the weekly rate proportionate to the number of days of "non-availability". A reduction will occur also if a portion of a week was designated as part of the prescribed waiting period.

Excess earnings: Earnings during a week in excess of the allowable earnings for a claimant's weekly benefit rate. As an example, a claimant whose weekly rate is \$30.00 may earn up to \$15.00 in a week without suffering a reduction in benefit; however, in a week where he earns \$17.00 his benefit will be reduced to \$28.00.

Beneficiaries: Persons who received one or more benefit payments. The estimate, based on the total number of payment documents for the month, represents the average weekly number of beneficiaries.

Seasonal benefit: Benefit payable during the period commencing with the Sunday prior to December 1 and ending with the Saturday after May 15, to

certain classes of claimants unable to fulfil the requirements under the regular benefit provisions of the Act. Claimants in Class A must prove 15 contributions since the Saturday preceding the 31st day of March immediately prior to the date of claim, while qualification under class B is contingent upon a regular benefit period having terminated since the Saturday following the 15th day of May immediately prior to the claim.

Fishermen: For purposes of regular benefit, a fisherman is a claimant showing five or more fishing contribution weeks during the last 52 weeks. For purposes of seasonal benefit, however, any claimant whose qualifying contributions include even one fishing contribution week is classed as a fishing claimant.

Fishing contribution week: Any week for which a fishing contribution is recorded, whether or not a contribution was also made in respect of other insured employment. Specially designed stamps are used to record insured employment in fishing and employers using the bulk pay method must report employee's fishing contributions separately from those relating to other insurable employment.

Industrial Classification of persons filing new claims for Unemployment Insurance: This information is based on a sample of documents in respect of initial claims filed in local offices during a month. To ensure that all such claims have an equal chance of being included in the study, the documents are accumulated until the end of the third week following the month in which the claim was filed.

The sampling ratio varies from one hundred per cent in the Atlantic provinces (during the period of low claim) to five per cent in Ontario. The sample embraces all new initial claims without regard to benefit status, i.e. failures as well as disqualifications are included. However, it excludes initial claims classed as transitional, i.e., those taken on behalf of persons terminating one benefit period and seeking re-establishment of credits, since such claims are not new cases of separation from employment.

At the present time only the new separations requiring an **initial claim** are included in this study, as these are the only documents forwarded to the Bureau for analysis. The ratio of initial to renewal claims fluctuates with the claim load, so that during the months of heavy claim, it is approximately 3:1.

Geographical classification: The provinces as defined in this bulletin are administrative entities. Hence, Ontario excludes Sioux Lookout for which data are included with Manitoba; British Columbia includes Whitehorse; Quebec excludes Magdalen Islands for which data are included in New Brunswick.

STATISTICS CANADA LIBRARY
BIBLIOTHEQUE STATISTIQUE CANADA



1010723071