

DOMINION BUREAU OF STATISTICS — BUREAU FÉDÉRAL DE LA STATISTIQUE  
DEPARTMENT OF TRADE AND COMMERCE — MINISTÈRE DU COMMERCE

TUBERCULOSIS INSTITUTIONS  

---

INSTITUTIONS POUR TUBERCULEUX  
1951

*Published by*  
Authority of the Rt. Hon. C. D. Howe,  
Minister of Trade and Commerce

---

Publié d'ordre du très hon. C. D. Howe  
Ministre du Commerce



## PREFACE

The Annual Report of Tuberculosis Institutions, 1951 is the fifteenth in the annual series begun in 1937.

Statistical information and analytical comment are presented regarding tuberculosis detection, morbidity, treatment and separation condition. A special appendix treats of tuberculosis deaths and death rates.

Since 1951 was the year of the Ninth Decennial Census, it has been possible to relate certain characteristics of patients to the general population. Especial reference in this connection is made to the portions of the report relating to marital status, origin, birthplace and occupation.

The Bureau acknowledges with thanks the assistance and co-operation of superintendents and personnel of institutions, provincial departments of health, federal departments of Veterans' Affairs and National Health and Welfare, and the Canadian Tuberculosis Association.

The report was prepared in the Institutions Section of the Health and Welfare Division.

HERBERT MARSHALL,  
*Dominion Statistician.*

## PRÉFACE

Le rapport annuel des institutions pour tuberculeux de 1951 est le quinzième de la série commencée en 1937.

La statistique et le commentaire analytique du rapport touchent le dépistage de la tuberculose, la morbidité, le traitement des malades et leur état à leur sortie de l'institution. Un appendice spécial traite des décès et de la mortalité dus à la tuberculose.

Comme l'année 1951 fut aussi celle du neuvième recensement décennal, certaines caractéristiques des malades par rapport à la population en général ont pu être mises en relief. On consultera à ce sujet les parties du rapport concernant l'état civil, l'origine, le lieu de naissance et la profession.

Le Bureau tient à exprimer sa reconnaissance de leur concours et de leur collaboration aux directeurs et au personnel des institutions, des ministères provinciaux de la Santé, des ministères fédéraux des Affaires des anciens combattants et de la Santé nationale et du Bien-être social ainsi que de l'Association antituberculeuse du Canada.

Le rapport a été préparé à la Section des institutions de la Division de la santé et du bien-être.

HERBERT MARSHALL,  
*Statisticien du Dominion.*

TABLE OF CONTENTS

TABLE DES MATIÈRES

|   | Page |
|---|------|
| Preface .....   | 3    |
| Explanatory notes .....                                 | 6    |
| <b>General information:</b>                             |      |
| Historical summary .....                                | 7    |
| Bed complement .....                                    | 7    |
| Average population and days' stay .....                 | 8    |
| Movement of patients .....                              | 8    |
| Institutions .....                                      | 9    |
| Services, non-federal sanatoria .....                   | 12   |
| Personnel, non-federal sanatoria .....                  | 14   |
| Services and personnel, federal sanatoria .....         | 16   |
| Revenue .....   | 18   |
| Expenditure .....                                       | 20   |
| <b>Movement of patients:</b>                            |      |
| Coverage of card system .....                           | 26   |
| Total movement .....                                    | 26   |
| <b>Admissions:</b>                                      |      |
| Diagnosis and sex .....                                 | 31   |
| Diagnosis, sex, and age .....                           | 38   |
| Diagnosis and bacillary status .....                    | 53   |
| Diagnosis and type of admission .....                   | 53   |
| Bacillary status and province .....                     | 54   |
| Type of admission and province .....                    | 54   |
| Diagnosis and activity .....                            | 55   |
| Activity and province .....                             | 55   |
| Marital status .....                                    | 64   |
| Birthplace and sex .....                                | 65   |
| Year of arrival of immigrants .....                     | 66   |
| Origin and sex .....                                    | 66   |
| Occupation .....  | 70   |
| Detailed diagnosis .....                                | 70   |
| <b>Separations:</b>                                     |      |
| Average stay .....                                      | 82   |
| Condition .....   | 83   |
| Bacillary status .....                                  | 94   |
| Nature of treatment .....                               | 95   |
| Selected treatments .....                               | 101  |
| Collapse treatments .....                               | 101  |
| Tuberculous complications .....                         | 105  |
| Medical advice .....                                    | 107  |
| Home conditions .....                                   | 108  |
| Cause of death and length of stay .....                 | 111  |
| Average stay of deaths .....                            | 111  |
| Readmission separations by length of stay .....         | 112  |
| <b>Anti-tuberculosis activities:</b>                    |      |
| Clinics and dispensaries .....                          | 116  |
| Out-patient pneumothorax .....                          | 117  |
| Provincial case register .....                          | 117  |
| General hospital diagnostic X-ray .....                 | 118  |
| BCG .....   | 119  |
| New attendances .....                                   | 120  |
| X-ray surveys .....                                     | 122  |
| <b>Appendix 1: Tuberculosis in mental institutions:</b> |      |
| Facilities .....  | 128  |
| Cause of death .....                                    | 128  |
| <b>Appendix 2: Deaths and death rates .....</b>         |      |
|   | 129  |

|   | Page |
|---|------|
| Préface .....   | 3    |
| Notes explicatives .....  | 6    |
| <b>Renseignements généraux:</b>   |      |
| Sommaire chronologique .....  | 7    |
| Nombre de lits .....  | 7    |
| Moyenne quotidienne de malades et séjour moyen en jours .....                 | 8    |
| Mouvement des malades .....   | 8    |
| Institutions .....  | 9    |
| Services, sanatoriums non fédéraux .....                                      | 13   |
| Personnel, sanatoriums non fédéraux .....                                     | 15   |
| Services et personnel, sanatoriums fédéraux .....                             | 17   |
| Recettes .....  | 19   |
| Dépenses .....  | 21   |
| <b>Mouvement des malades:</b>   |      |
| Envergure du système de fiches .....  | 26   |
| Mouvement total .....   | 26   |
| <b>Admissions:</b>  |      |
| Diagnostic et sexe .....  | 31   |
| Diagnostic, sexe et âge .....   | 38   |
| Diagnostic et état bacillaire .....   | 53   |
| Diagnostic et mode d'admission .....  | 53   |
| État bacillaire et province .....   | 54   |
| Mode d'admission et province .....  | 54   |
| Diagnostic et activité .....  | 55   |
| Activité et province .....  | 55   |
| État civil .....  | 64   |
| Lieu de naissance et sexe .....   | 65   |
| Année d'arrivée des immigrants .....  | 66   |
| Origine et sexe .....   | 66   |
| Occupation .....  | 70   |
| Diagnostic détaillé .....   | 70   |
| <b>Séparations:</b>   |      |
| Séjour moyen .....  | 82   |
| Degré de la maladie .....   | 83   |
| État bacillaire .....   | 94   |
| Nature du traitement .....  | 95   |
| Traitements choisis .....   | 101  |
| Collapsothérapie .....  | 101  |
| Complications de la tuberculose .....   | 105  |
| Avis médical .....  | 107  |
| Conditions au foyer .....   | 108  |
| Cause de décès et durée du séjour .....                                       | 111  |
| Séjour moyen des décédés .....  | 111  |
| Séparations de malades réadmis selon la durée du traitement .....             | 112  |
| <b>Initiatives antituberculeuses:</b>   |      |
| Cliniques et dispensaires .....   | 116  |
| Pneumothorax de malades externes .....  | 117  |
| Registre provincial des cas .....   | 117  |
| Diagnostic radiographique d'hôpital général .....                             | 118  |
| BCG .....   | 119  |
| Nouvelles visites .....   | 121  |
| Relevés radiographiques .....   | 122  |
| <b>Appendice 1: Tuberculose dans les institutions pour maladies mentales:</b> |      |
| Aménagements .....  | 128  |
| Cause de décès .....  | 128  |
| <b>Appendice 2: Décès et taux de décès .....</b>                              |      |
|   | 129  |

LIST OF TABLES

LISTE DES TABLEAUX

| <b>General information</b>                                      |    |
|---|----|
| Table 1. Historical summary, 1941-1951 .....                    | 7  |
| Table 2. Complement and population rates, 1941, 1949-1951 ..... | 8  |
| Table 3. Population and movement .....                          | 8  |
| Table 4. Sanatoria .....  | 9  |
| Table 5. Units .....  | 11 |
| Table 6. Services in non-federal sanatoria .....                | 12 |
| Table 7. Personnel of non-federal sanatoria .....               | 14 |
| Table 8. Services in federal sanatoria .....                    | 16 |
| Table 9. Personnel of federal sanatoria .....                   | 16 |
| Table 10. Revenue increase, 1941-1951 .....                     | 18 |
| Table 11. Revenue .....   | 18 |
| Table 12. Expenditure .....                                     | 20 |
| Table 13. Expenditure by type .....                             | 22 |
| Table 14. Expenditure by department .....                       | 22 |
| <b>Movement of Patients</b>                                     |    |
| Table 15. Movement summary .....                                | 27 |

| <b>Renseignements généraux</b>                             |    |
|--|----|
| Tableau 1. Sommaire chronologique, 1941-1951 .....         | 7  |
| Tableau 2. Taux, lits et population, 1941, 1949-1951 ..... | 8  |
| Tableau 3. Population et mouvement .....                   | 8  |
| Tableau 4. Sanatoriums .....                               | 9  |
| Tableau 5. Annexes .....                                   | 11 |
| Tableau 6. Services, sanatoriums non fédéraux .....        | 12 |
| Tableau 7. Personnel, sanatoriums non fédéraux .....       | 14 |
| Tableau 8. Services, sanatoriums fédéraux .....            | 16 |
| Tableau 9. Personnel, sanatoriums fédéraux .....           | 16 |
| Tableau 10. Augmentation du revenu, 1941-1951 .....        | 18 |
| Tableau 11. Recettes .....                                 | 18 |
| Tableau 12. Dépenses .....                                 | 20 |
| Tableau 13. Dépenses par catégorie .....                   | 22 |
| Tableau 14. Dépenses par département .....                 | 22 |
| <b>Mouvement des malades</b>                               |    |
| Tableau 15. Résumé du mouvement .....                      | 27 |



|  | Page |
|--|------|
| <b>Admissions</b>  |      |
| Table 16. Type of disease .....  | 31   |
| Table 17. Degree of advancement .....  | 31   |
| Table 18. Sex and type of disease .....  | 32   |
| Table 19. Sex and degree of advancement .....                                  | 32   |
| Table 20. Sex and diagnosis by institution .....                               | 33   |
| Table 21. Age, sex, and diagnosis by province .....                            | 42   |
| Table 22. Bacillary status by diagnosis .....                                  | 53   |
| Table 23. Type of admission by diagnosis .....                                 | 53   |
| Table 24. Bacillary status by province .....                                   | 54   |
| Table 25. Type of admission by province .....                                  | 54   |
| Table 26. Diagnosis, bacillary status, and type of admission by province ..... | 55   |
| Table 27. Activity by diagnosis .....  | 55   |
| Table 28. Activity by province .....   | 56   |
| Table 29. Diagnosis, bacillary status, and activity by province .....          | 60   |
| Table 30. Marital status and sex by province .....                             | 64   |
| Table 31. Birthplace and sex by province .....                                 | 65   |
| Table 32. Immigrants by date of arrival and province .....                     | 66   |
| Table 33. Origin by sex .....  | 67   |
| Table 34. Origin by province and sex .....                                     | 68   |
| Table 35. Occupational rates .....   | 72   |
| Table 36. Occupational frequencies by province .....                           | 73   |
| Table 37. Detailed diagnosis, respiratory tuberculosis .....                   | 79   |
| Table 38. Detailed diagnosis, tuberculosis, other forms .....                  | 80   |
| Table 39. Detailed diagnosis, non-tuberculous disease ..                       | 80   |

|  | Page |
|--|------|
| <b>Separations</b>   |      |
| Table 40. Average stay .....   | 82   |
| Table 41. Length of stay and diagnosis of discharges by province .....               | 84   |
| Table 42. Length of stay and diagnosis of discharges by institution .....            | 88   |
| Table 43. Condition by province .....  | 90   |
| Table 44. Bacillary status .....   | 96   |
| Table 45. Nature of treatment by province .....                                      | 100  |
| Table 46. Nature of treatment by diagnosis .....                                     | 100  |
| Table 47. Selected treatments .....  | 102  |
| Table 48. Collapse treatments .....  | 104  |
| Table 49. Tuberculous complications .....  | 105  |
| Table 50. Medical advice by province .....   | 107  |
| Table 51. Medical advice by condition of disease .....                               | 107  |
| Table 52. Home conditions by province .....  | 108  |
| Table 53. Home conditions by condition of disease .....                              | 108  |
| Table 54. Medical advice, home conditions and condition of disease by province ..... | 109  |
| Table 55. Cause of death by length of stay .....                                     | 111  |
| Table 56. Length of stay of deaths, 1937-51 .....                                    | 112  |
| Table 57. Cause of death by province .....   | 112  |
| Table 58. Readmission separations .....  | 113  |

|  | Page |
|--|------|
| <b>Anti-tuberculosis Activities</b>                              |      |
| Table 59. Clinics and dispensaries, morbidity .....              | 116  |
| Table 60. Out-patient pneumothorax .....                         | 117  |
| Table 61. Provincial case registers .....                        | 118  |
| Table 62. General hospital diagnostic X-rays .....               | 119  |
| Table 63. BCG vaccinations .....                                 | 119  |
| Table 64. Clinics and dispensaries, new attendances .....        | 120  |
| Table 65. Clinics and dispensaries, new attendances by age ..... | 120  |
| Table 66. Combined findings of mass X-ray surveys .....          | 122  |
| Table 67. X-ray surveys by province .....                        | 123  |

**Appendix 1: Tuberculosis in mental institutions**

|  |     |
|--|-----|
| Table 68. Segregated beds .....                  | 128 |
| Table 69. Tuberculosis as a cause of death ..... | 128 |

**Appendix 2: Tuberculosis deaths in Canada**

|                                      |     |
|--------------------------------------|-----|
| Table 70. Frequency, 1926-1951 ..... | 129 |
| Table 71. Rates, 1926-1951 .....     | 131 |

**LIST OF FIGURES**

|   |    |
|---|----|
| Figure 1. Finances .....                              | 23 |
| Figure 2. Age, sex, and diagnosis of admissions ..... | 39 |
| Figure 3. Birthplace and sex of admissions .....      | 65 |
| Figure 4. Occupation of admissions .....              | 71 |
| Figure 5. Average stay of separations .....           | 83 |
| Figure 6. Bacillary status of separations .....       | 94 |
| Figure 7. Nature of treatment .....                   | 95 |

|  | Page |
|--|------|
| <b>Admissions</b>  |      |
| Tableau 16. Forme de la maladie .....  | 31   |
| Tableau 17. Degré de la maladie .....  | 31   |
| Tableau 18. Sexe et forme de la maladie .....                                  | 32   |
| Tableau 19. Sexe et degré de la maladie .....                                  | 32   |
| Tableau 20. Sexe et diagnostic par institution .....                           | 33   |
| Tableau 21. Âge, sexe et diagnostic par province .....                         | 42   |
| Tableau 22. État bacillaire par diagnostic .....                               | 53   |
| Tableau 23. Mode d'admission par diagnostic .....                              | 53   |
| Tableau 24. État bacillaire par province .....                                 | 54   |
| Tableau 25. Mode d'admission par province .....                                | 54   |
| Tableau 26. Diagnostic, état bacillaire et mode d'admission par province ..... | 55   |
| Tableau 27. Activité par diagnostic .....                                      | 55   |
| Tableau 28. Activité par province .....  | 56   |
| Tableau 29. Diagnostic, état bacillaire, activité par province .....           | 60   |
| Tableau 30. État civil et sexe par province .....                              | 64   |
| Tableau 31. Lieu de naissance et sexe par province .....                       | 65   |
| Tableau 32. Immigrants par date d'arrivée et province .....                    | 66   |
| Tableau 33. Origine par sexe .....   | 67   |
| Tableau 34. Origine par province et sexe .....                                 | 68   |
| Tableau 35. Taux, professions .....  | 72   |
| Tableau 36. Taux, fréquences des professions par province .....                | 73   |
| Tableau 37. Diagnostic détaillé, tuberculose respiratoire .....                | 79   |
| Tableau 38. Diagnostic détaillé, autres formes de tuberculose .....            | 80   |
| Tableau 39. Diagnostic détaillé, affection non tuberculeuse .....              | 80   |

|   | Page |
|---|------|
| <b>Séparations</b>  |      |
| Tableau 40. Séjour moyen en jours .....   | 82   |
| Tableau 41. Durée du séjour et diagnostic à la sortie, par province .....               | 84   |
| Tableau 42. Durée du séjour et diagnostic à la sortie, par institution .....            | 88   |
| Tableau 43. État par province .....   | 90   |
| Tableau 44. État bacillaire .....   | 96   |
| Tableau 45. Nature du traitement par province .....                                     | 100  |
| Tableau 46. Nature du traitement par diagnostic .....                                   | 100  |
| Tableau 47. Traitements choisis .....   | 102  |
| Tableau 48. Collapsothérapie .....  | 104  |
| Tableau 49. Complications de la tuberculose .....                                       | 105  |
| Tableau 50. Avis médical par province .....   | 107  |
| Tableau 51. Avis médical par degré de maladie .....                                     | 107  |
| Tableau 52. Conditions au foyer par province .....                                      | 108  |
| Tableau 53. Conditions au foyer par degré de maladie .....                              | 108  |
| Tableau 54. Avis médical, conditions au foyer et degré de la maladie par province ..... | 109  |
| Tableau 55. Cause de décès par durée du séjour .....                                    | 111  |
| Tableau 56. Durée du séjour des décédés, 1937-1951 .....                                | 112  |
| Tableau 57. Cause de décès par province .....   | 112  |
| Tableau 58. Séparations de malades réadmis .....  | 113  |

|   | Page |
|---|------|
| <b>Initiatives antituberculeuses</b>  |      |
| Tableau 59. Cliniques et dispensaires, morbidité .....                      | 116  |
| Tableau 60. Pneumothorax de malades externes .....                          | 117  |
| Tableau 61. Régistres provinciaux des cas .....                             | 118  |
| Tableau 62. Diagnostics radiographiques d'hôpital général .....             | 119  |
| Tableau 63. Vaccinations au BCG .....                                       | 119  |
| Tableau 64. Cliniques et dispensaires, nouvelles visites .....              | 120  |
| Tableau 65. Cliniques et dispensaires, nouvelles visites par âge .....      | 120  |
| Tableau 66. Résultats combinés des examens radiographiques collectifs ..... | 122  |
| Tableau 67. Relevés radiographiques par province .....                      | 123  |

**Appendice 1: Tuberculose dans les hôpitaux pour maladies mentales**

|  |     |
|--|-----|
| Tableau 68. Lits séparés .....                     | 128 |
| Tableau 69. Tuberculose comme cause de décès ..... | 128 |

**Appendice 2: Décès par la tuberculose au Canada**

|  |     |
|--|-----|
| Tableau 70. Fréquence, 1926-1951 ..... | 129 |
| Tableau 71. Taux, 1926-1951 .....      | 131 |

**LISTE DES GRAPHIQUES**

|   |    |
|---|----|
| Graphique 1. Finances .....                                 | 23 |
| Graphique 2. Âge, sexe, et diagnostic des admissions .....  | 39 |
| Graphique 3. Lieu de naissance et sexe des admissions ..... | 65 |
| Graphique 4. Occupation des admissions .....                | 71 |
| Graphique 5. Séjour moyen des séparations .....             | 83 |
| Graphique 6. État bacillaire des séparations .....          | 94 |
| Graphique 7. Nature du traitement .....                     | 95 |

## EXPLANATORY NOTES

The classification of diagnoses used in this report is based on the *Sixth Revision of the International Statistical Classification of Diseases, Injuries and Causes of Death, 1948*. (1)

Population figures are taken from *Population Estimates (Age and Sex) 1921-1952*, Dominion Bureau of Statistics Reference paper No. 40, February, 1953, and from various other census reports based on the Ninth Census of Canada, 1951.

Various terms are used in this publication with restricted or special meanings. These are explained below. It should be remembered that these definitions are for statistical purposes only.

**Separation** — a patient who was discharged alive from a tuberculosis institution, or who died while hospitalized in a tuberculosis institution, or who was transferred to another tuberculosis institution.

**Tuberculous patient** — one suffering from any tuberculous disease who was confined to a tuberculosis institution.

**Tuberculous admission** — one suffering from any tuberculous disease who was admitted to a tuberculosis institution.

**Tuberculous separation** — one who had been a tuberculous admission, regardless of condition or diagnosis at time of separation.

**Tuberculous discharge** — a live tuberculous separation, who was not transferred to another tuberculosis institution.

**Tuberculous death** — a dead tuberculous separation, regardless of cause of death.

**Readmission separation** — one who had been admitted for treatment to tuberculosis institutions two or more times.

**Bed complement** — the number of beds available for occupancy as at December 31. In previous reports this total has been referred to variously as "bed complement", "bed capacity", "number of beds" and "beds set up". The term "bed complement" is now used uniformly.

Newfoundland totals are in some instances removed from data for 1949, 1950 and 1951 (in the case of financial figures, from 1950 and 1951 only) to permit comparison with earlier years when information regarding that province was not available. Footnotes clarify this procedure throughout the report.

1. Group 002, pulmonary tuberculosis, has been further subdivided, according to degree of advancement, into 002.1, minimal; 002.2, moderately advanced; 002.3, far-advanced; and 002.4, other and unspecified. Group 003, pleural tuberculosis, is subdivided into 003.1, with effusion; and 003.2, without effusion and effusion unspecified. The subdivisions of groups 012, 013, 014, 018 and 019 are not used.

## NOTES EXPLICATIVES

Le classement des diagnostics employé dans le présent rapport est celui de la *Sixième révision du Classement statistique international des maladies, traumatismes et causes de décès, 1948*.<sup>1</sup>

Les chiffres relatifs à la population sont tirés des *Estimations de la population (âge et sexe) 1921-1952*, Document de référence n° 40 du Bureau fédéral de la statistique, février 1953, et de divers autres rapports du recensement fondés sur le neuvième recensement du Canada de 1951.

Diverses expressions employées dans la présente publication ont un sens restreint ou spécial. Elles sont définies ci-dessous. Il faut se rappeler que ces définitions ne valent qu'aux fins statistiques.

**Séparation** — malade sorti vivant d'une institution pour tuberculeux, décédé dans celle-ci ou transféré dans une autre.

**Tuberculeux** — malade souffrant de quelque affection tuberculeuse et confiné dans une institution pour tuberculeux.

**Tuberculeux admis** — malade souffrant de quelque affection tuberculeuse et admis dans une institution pour tuberculeux.

**Tuberculeux sorti** — malade admis comme tuberculeux, quel que soit l'état ou le diagnostic à la sortie.

**Tuberculeux renvoyé** — tuberculeux sorti vivant et non transféré dans une autre institution pour tuberculeux.

**Tuberculeux décédé** — tuberculeux sorti par suite du décès, quelle que soit la cause de décès.

**Tuberculeux réadmis et sorti** — malade qui avait été admis deux fois ou plus pour traitement dans une institution pour tuberculeux.

**Nombre de lits** — nombre de lits à la disposition des malades au 31 décembre. Dans les rapports précédents, ce total a été diversement décrit comme "nombre de lits", "capacité en lits" et "lits dressés". L'expression "nombre de lits" sert maintenant uniformément.

Les totaux de Terre-Neuve ont été supprimés dans certains cas des données de 1949, 1950 et 1951 (des statistiques financières pour 1950 et 1951 seulement), afin de permettre la comparaison avec les chiffres des années antérieures alors que ces renseignements n'étaient pas disponibles. Des renvois expliquent cette pratique dans le présent rapport.

1. Le groupe 002, tuberculose pulmonaire, a été de nouveau subdivisé suivant le degré de progrès de la maladie en: 002.1, minime; 002.2 modérément avancée; 002.3, très avancée; et 002.4, autre et non spécifiée. Le groupe 003, tuberculose pleurale, est subdivisé en 003.1, avec épanchement; et 003.2, sans épanchement et épanchement non précisé. Les subdivisions des groupes 012, 013, 014, 018 et 019 ne sont pas employées.



GENERAL INFORMATION

The present report is based on schedules received from 111 tuberculosis sanatoria and units (a decrease of four from 1950) and on statistical reporting cards received from 87 (a decrease of three).

An historical summary of significant data from 1941 to 1951 is shown below:

RENSEIGNEMENTS GÉNÉRAUX

Le présent rapport repose sur les questionnaires reçus de 111 sanatoriums et annexes pour tuberculeux (quatre de moins qu'en 1950) et sur les fiches statistiques reçues de 87 institutions (trois de moins).

Un sommaire chronologique des données de 1941 à 1951 est donné ci-dessous:

TABLE 1. Historical summary  
TABLEAU 1. Sommaire chronologique

| Year<br>—<br>Année | Number of<br>Institutions<br>—<br>Nombre<br>d'institutions | Bed<br>complement<br>—<br>Nombre<br>de lits | Average<br>daily<br>population<br>—<br>Moyenne<br>quotidienne<br>de malades | Total                   |   |  | Sanatoria <sup>3</sup> only<br>Sanatoriums <sup>3</sup> seulement |                              |
|--------------------|--|---|---|-------------------------|---|--|---|------------------------------|
|                    |  |   |   | Admissions <sup>1</sup> | Separations <sup>1</sup><br>—<br>Séparations <sup>1</sup> | Deaths <sup>2</sup><br>—<br>Décès <sup>2</sup> | Revenue<br>—<br>Récettes  | Expenditure<br>—<br>Dépenses |
| 1941 .....         | 78   | 10,911                                      | 10,118  | 12,027                  | 11,877  | 2,213  | \$7,859,462   | \$7,753,229                  |
| 1942 .....         | 78   | 11,245                                      | 10,303  | 12,050                  | 12,054  | 2,208  | 8,145,841   | 8,114,552                    |
| 1943 .....         | 79   | 11,319                                      | 10,397  | 12,240                  | 12,353  | 2,321  | 8,669,636   | 8,619,449                    |
| 1944 .....         | 81   | 11,576                                      | 10,438  | 12,127                  | 11,868  | 2,204  | 8,604,637   | 8,934,532                    |
| 1945 .....         | 82   | 12,088                                      | 10,730  | 13,253                  | 12,897  | 2,177  | 9,371,622   | 10,188,627                   |
| 1946 .....         | 91   | 13,594                                      | 11,789  | 15,489                  | 14,223  | 2,391  | 11,301,611  | 11,482,572                   |
| 1947 .....         | 91   | 14,355                                      | 12,125  | 15,006                  | 14,491  | 2,412  | 13,594,708  | 14,223,080                   |
| 1948 .....         | 97   | 14,512                                      | 13,243  | 16,593                  | 16,326  | 2,082  | 16,918,198  | 17,043,125                   |
| 1949 .....         | 100 <sup>4</sup>   | 15,825 <sup>4</sup>                         | 14,442 <sup>4</sup>   | 18,289 <sup>4</sup>     | 17,618 <sup>4</sup>                                       | 1,716  | 18,901,359  | 19,186,132                   |
| 1950 .....         | 115 <sup>5</sup>   | 17,790 <sup>5</sup>                         | 15,460 <sup>5</sup>   | 20,412 <sup>5</sup>     | 19,166 <sup>5</sup>                                       | 1,562 <sup>4</sup>                             | 22,292,668 <sup>4</sup>   | 22,893,130 <sup>4</sup>      |
| 1951 .....         | 111 <sup>5</sup>   | 18,407 <sup>5</sup>                         | 16,404 <sup>5</sup>   | 20,791 <sup>5</sup>     | 20,313 <sup>5</sup>                                       | 1,527 <sup>5</sup>                             | 25,991,636 <sup>4</sup>   | 26,815,147 <sup>4</sup>      |

1. Based on Statistical Reporting Cards in 1941-45; based on Annual Reporting Schedules in 1946-51. — D'après les fiches statistiques pour 1941-1945; d'après les questionnaires annuels pour 1946-1951.

2. Based on Statistical Reporting Cards throughout. — Entièrement d'après les fiches statistiques.

3. There are no sanatoria in the Northwest Territories. — Il n'y a pas de sanatoriums dans les Territoires du Nord-Ouest.

4. Newfoundland included. — A l'exclusion de Terre-Neuve.

5. Newfoundland and the Northwest Territories included. — Terre-Neuve et Territoires du Nord-Ouest compris.

The bed complement of 18,407 at the end of 1951 was greater than in 1950 by 717 or 4.0 per cent, continuing a trend which has been unbroken since 1941. In that year the total was 10,160, so that over the decade an increase of 81.2 per cent has taken place. The rate of increase in 1951 over 1950 was, however, considerably lower than that which obtained in 1950 over 1949 (12.4 per cent).

In 1951, bed complement per 10,000 of the general population was 12.71, excluding Newfoundland and the Northwest Territories, a slight decline from the figure of 12.79 reported in 1950 and reversing the general trend noted in that year. The corresponding rate for average daily population, however, increased in 1951 to 11.43 as against 11.10 in 1950, indicating a slightly greater proportional utilization of facilities. Table 2 presents these data for the nine older provinces for selected years. Data are also presented in later years for Newfoundland and the Northwest Territories. No tuberculosis beds were reported in the Yukon Territory during or prior to 1951.

Le nombre de lits était de 18,407 à la fin de 1951, soit 717 ou 4,0 p. 100 de plus qu'en 1950, maintenant une courbe ininterrompue depuis 1941. Le total était de 10,160 pour cette dernière année; il y a donc eu une augmentation de 81.2 p. 100 au cours de la décennie. L'augmentation de 1951 par rapport à 1950 est toutefois beaucoup plus faible que celle de 1950 par rapport à 1949 (12.4 p. 100).

En 1951, la proportion de lits pour 10,000 personnes de la population en général est de 12.71, à l'exclusion de Terre-Neuve et des Territoires du Nord-Ouest, soit une légère diminution sur le chiffre de 12.79 en 1950 et un renversement de la tendance générale observée durant cette année. Le taux correspondant de la moyenne quotidienne de malades augmente cependant en 1951 à 11.43 contre 11.10 en 1950 et révèle une proportion un peu plus élevée de lits employés. Le tableau 2 présente ces données pour les neuf anciennes provinces pour certaines années. Des chiffres sont aussi inscrits pour les dernières années concernant Terre-Neuve et les Territoires du Nord-Ouest. Aucun lit pour tuberculeux n'est déclaré dans le territoire du Yukon durant ou avant 1951.

**TABLE 2. Bed complement and average daily population, rates per 10,000 general population**  
**TABLEAU 2. Lits réguliers et moyenne quotidienne de malades, taux par 10,000 de la population générale**

|  | Bed complement rate<br>—<br>Taux, lits réguliers     |             |              |              | Daily population rate<br>—<br>Taux, population quotidienne |             |              |              |
|--|--|-------------|--------------|--------------|--|-------------|--------------|--------------|
|  | 1941   | 1949        | 1950         | 1951         | 1941   | 1949        | 1950         | 1951         |
|  | <b>Canada (nine provinces — neuf provinces).....</b> | <b>9.49</b> | <b>11.73</b> | <b>12.79</b> | <b>12.71</b>   | <b>8.80</b> | <b>10.67</b> | <b>11.10</b> |
| Prince Edward Island .....               | 8.63   | 15.96       | 15.63        | 16.86        | 8.57   | 14.51       | 15.42        | 15.99        |
| Nova Scotia .....                        | 11.78  | 16.07       | 19.14        | 18.74        | 10.37  | 13.58       | 13.85        | 14.91        |
| New Brunswick .....                      | 11.99  | 18.23       | 17.70        | 19.47        | 11.61  | 16.43       | 16.47        | 16.42        |
| Quebec .....                             | 8.86   | 11.68       | 14.53        | 14.55        | 8.36   | 10.21       | 11.61        | 12.59        |
| Ontario .....                            | 9.67   | 9.74        | 10.01        | 9.74         | 9.12   | 9.16        | 9.33         | 9.31         |
| Manitoba .....                           | 12.74  | 16.63       | 16.76        | 16.66        | 10.54  | 14.94       | 14.93        | 14.75        |
| Saskatchewan .....                       | 8.50   | 10.61       | 10.60        | 10.59        | 8.93   | 10.42       | 9.86         | 10.06        |
| Alberta .....                            | 5.38   | 11.39       | 10.30        | 10.39        | 5.03   | 10.39       | 9.07         | 9.36         |
| British Columbia .....                   | 10.59  | 11.82       | 12.60        | 12.11        | 8.50   | 11.24       | 12.00        | 11.65        |
| Newfoundland <sup>1</sup> .....          | —  | 13.80       | 13.90        | 21.69        | —  | 13.70       | 12.76        | 15.15        |
| Northwest Territories <sup>1</sup> ..... | —  | —           | 149.38       | 190.00       | —  | —           | 122.75       | 180.81       |

1. Not included in Canada rates. — Non compris dans les taux du Canada.

Average daily population for all of Canada in terms of actual numbers increased during 1951 to 16,403.8 from 15,460.1 the previous year, a rise of 6.1 per cent. The collective days' stay of all patients was 5,987,384 in 1951, increasing by 507,949 or 9.3 per cent over the 1950 total of 5,479,435 and continuing the upward trend noted in the 1950 report.

Admissions numbered 20,791 in 1951. This is a slight increase over the 1950 total of 20,412 but represents a decrease in the admission rate per 100,000 population from 152 in 1950 to 148 in 1951.

The 20,313 separations reported for 1951 were greater by 1,147 or 6.0 per cent than the 1950 total of 19,166. The separation rate per 100,000 population was also higher in 1951, being 145 as compared with 140 one year previously.

Table 3 shows the preceding information by province.

La moyenne quotidienne de malades pour tout le Canada en chiffres absolus augmente de 15,460.1 en 1950 à 16,403.8 en 1951, soit une augmentation de 6.1 p. 100. Le séjour collectif en jours de tous les malades est de 5,987,384 en 1951, soit 507,949 ou 9.3 p. 100 de plus qu'en 1950, où le total était de 5,479,435. La courbe ascendante observée dans le rapport de 1950 se maintient donc.

Les admissions se chiffrent par 20,791 en 1951, ce qui représente une légère augmentation sur le total de 20,412 en 1950, mais une diminution du taux d'admission par 100,000 de 152 en 1950 à 148 en 1951.

Les 20,313 séparations déclarées pour 1951 excèdent de 1,147 ou 6.0 p. 100 les 19,166 de 1950. Le taux des séparations par 100,000 personnes de la population est également plus élevé en 1951; il est de 145 au regard de 140.

Le tableau 3 donne ces renseignements par province.

**TABLE 3. Selected data regarding tuberculosis institutions, 1951**  
**TABLEAU 3. Données choisies sur les institutions pour tuberculeux, 1951**

| Province                    | Number of beds<br>—<br>Nombre de lits | Total patient days<br>—<br>Total Jours-malades | Daily average number of patients<br>—<br>Moyenne quotidienne de malades | Estimated per diem cost <sup>1</sup><br>—<br>Coût per diem estimatif <sup>1</sup> | Admissions    | Séparations   |
|-----------------------------|---------------------------------------|--|---|---|---------------|---------------|
| <b>Canada .....</b>         | <b>18,407</b>                         | <b>5,987,384</b>                               | <b>16,403.8</b>   | <b>5.41</b>   | <b>20,791</b> | <b>20,313</b> |
| Newfoundland .....          | 784                                   | 199,864  | 547.6   | 5.86  | 792           | 642           |
| Prince Edward Island .....  | 166                                   | 57,446   | 157.4   | 5.31  | 180           | 179           |
| Nova Scotia .....           | 1,204                                 | 349,773  | 958.3   | 6.57  | 2,118         | 2,057         |
| New Brunswick .....         | 1,004                                 | 309,070  | 846.8   | 6.26  | 1,556         | 1,521         |
| Québec .....                | 5,903                                 | 1,863,218                                      | 5,104.7   | 4.29  | 6,773         | 6,552         |
| Ontario .....               | 4,480                                 | 1,562,835                                      | 4,281.7   | 4.96  | 4,212         | 4,159         |
| Manitoba .....              | 1,294                                 | 418,002  | 1,145.2   | 5.00  | 1,811         | 1,828         |
| Saskatchewan .....          | 881                                   | 305,344  | 836.6   | 6.55  | 852           | 903           |
| Alberta .....               | 976                                   | 320,924  | 879.2   | 7.45  | 853           | 822           |
| British Columbia .....      | 1,411                                 | 495,315  | 1,357.0   | 9.53  | 1,409         | 1,444         |
| Northwest Territories ..... | 304                                   | 105,593  | 289.3   | ..  | 235           | 206           |

1. Does not include units or federal sanatoria. — Ne comprend pas les annexes ou sanatoriums fédéraux.



Tables 4 and 5 show selected information by individual institution for sanatoria and units respectively. Sanatoria accounted for 87.7 per cent of all beds in institutions for tuberculosis; for 87.7 per cent of patient days; for 87.7 per cent of the daily average number of patients; for 79.0 per cent of admissions; and for 78.5 per cent of separations.

Les tableaux 4 et 5 donnent certains renseignements choisis par institution particulière pour les sanatoriums et annexes respectivement. Les sanatoriums comptent 87.7 p. 100 de tous les lits des institutions pour tuberculeux; 87.7 p. 100 des jours-malades; 87.7 p. 100 de la moyenne quotidienne de malades; 79.0 p. 100 des admissions; et 78.5 p. 100 des séparations.

TABLE 4. Selected data regarding tuberculosis sanatoria, 1951

TABLEAU 4. Données choisies sur les sanatoriums, 1951

| Sanatorium  | Number of beds<br>—<br>Nombre de lits | Total patient days<br>—<br>Total jours-malades | Daily average number of patients<br>—<br>Moyenne quotidienne de malades | Estimated per diem cost <sup>1</sup><br>—<br>Coût per diem estimatif <sup>1</sup> | Admissions    | Séparations   |
|---|---------------------------------------|--|---|---|---------------|---------------|
| <b>CANADA</b> .....   | <b>16,146</b>                         | <b>5,253,389</b>                               | <b>14,392.8</b>   | <b>\$5.41</b>   | <b>16,416</b> | <b>15,936</b> |
| <b>Newfoundland</b> .....   | <b>680</b>                            | <b>163,798</b>                                 | <b>446.8</b>  | <b>5.86</b>   | <b>466</b>    | <b>278</b>    |
| West Coast Sanatorium, Corner Brook (July 3/51-Dec. 31/51 — 3 juil.-31 déc. 1951) (P) ..... | 270                                   | 17,270   | 95.4  | —   | 171           | 20            |
| St. John's Sanatorium, St. John's (P) .....   | 410                                   | 146,528  | 401.4   | —   | 295           | 258           |
| <b>Prince Edward Island</b> .....   | <b>166</b>                            | <b>57,446</b>                                  | <b>157.4</b>  | <b>5.31</b>   | <b>180</b>    | <b>179</b>    |
| Provincial Sanatorium, Charlottetown (P) .....  |                                       |  |   |   |               |               |
| <b>Nova Scotia</b> .....  | <b>868</b>                            | <b>265,138</b>                                 | <b>726.4</b>  | <b>6.57</b>   | <b>829</b>    | <b>817</b>    |
| Halifax Tuberculosis Hospital, Halifax (M) .....  | 135                                   | 41,372   | 113.3   | —   | 158           | 150           |
| Our Lady of Lourdes Sanatorium, Lourdes (RC) .....  | 12                                    | 1,611  | 4.4   | —   | 4             | 5             |
| Nova Scotia Sanatorium, Kentville (P) .....   | 400                                   | 133,590  | 366.0   | —   | 279           | 286           |
| Roseway Hospital, Shelbourne (P) .....  | 134                                   | 42,002   | 115.1   | —   | 144           | 140           |
| Point Edward Hospital, Sydney (P) .....   | 187                                   | 46,563   | 127.6   | —   | 244           | 236           |
| <b>New Brunswick</b> .....  | <b>912</b>                            | <b>285,504</b>                                 | <b>782.2</b>  | <b>6.26</b>   | <b>956</b>    | <b>912</b>    |
| Saint John Tuberculosis Hospital, East Saint John (M) .....                                 | 270                                   | 86,630   | 237.3   | —   | 300           | 296           |
| Moncton Tuberculosis Hospital, Moncton (P) .....  | 150                                   | 45,879   | 125.7   | —   | 155           | 167           |
| Sanatorium Saint-Joseph, Saint-Basile (CR) .....  | 140                                   | 45,730   | 125.3   | —   | 150           | 158           |
| Jordan Memorial Sanatorium, The Glades (P) .....  | 160                                   | 55,976   | 153.4   | —   | 139           | 152           |
| Sanatorium Notre-Dame-de-Lourdes, Vallée-Lourdes (CR) .....                                 | 192                                   | 51,289   | 140.5   | —   | 212           | 139           |
| <b>Québec</b> .....   | <b>4,882</b>                          | <b>1,516,362</b>                               | <b>4,154.4</b>  | <b>4.29</b>   | <b>5,448</b>  | <b>5,201</b>  |
| Sanatorium Ross, Gaspé (L) .....  | 322                                   | 42,109   | 115.4   | —   | 227           | 154           |
| Sanatorium St-Laurent, Hull (CR) .....  | 148                                   | 51,843   | 142.0   | —   | 133           | 138           |
| Sanatorium du Lac Édouard, Lac Édouard (P) .....  | 134                                   | 48,067   | 131.7   | —   | 142           | 140           |
| Sanatorium Bégin, Lac Etchemin (L) .....  | 325                                   | 117,304  | 321.4   | —   | 285           | 286           |
| Sanatorium St-Jean, Macamic (L) .....   | 213                                   | 32,845   | 90.0  | —   | 264           | 132           |
| Sanatorium St-Georges, Mont-Joli (L) .....  | 634                                   | 231,219  | 633.5   | —   | 652           | 671           |
| Grace Dart Home Hospital, Montreal (L) .....  | 154                                   | 53,409   | 146.3   | —   | 168           | 167           |
| Institut Bruchési, Montréal (L) .....   | 52                                    | 18,446   | 50.5  | —   | 174           | 166           |
| Royal Edward Laurentian Hospital, Montreal (L) .....  | 52                                    | 18,848   | 51.6  | —   | 160           | 158           |
| Sanatorium St-Joseph, Montréal (CR) .....   | 522                                   | 184,883  | 507.0   | —   | 434           | 382           |
| Sanatorium St-Michel, Roberval (CR) .....   | 482                                   | 133,008  | 364.4   | —   | 525           | 508           |
| Sanatorium St-François, Sherbrooke (L) .....  | 274                                   | 93,175   | 255.3   | —   | 426           | 404           |
| Les Sanatoriums Laurentiens, Ste-Agathe-des-Monts (CR) .....                                | 45                                    | 2  | 2   | —   | 2             | 2             |
| Brehmer Rest Preventorium, Ste-Agathe-des-Monts (L) .....                                   | 15                                    | 3,485  | 9.5   | —   | 27            | 25            |
| Mount Sinai Sanatorium, Ste-Agathe-des-Monts (L) .....                                      | 112                                   | 39,206   | 107.4   | —   | 95            | 95            |
| Royal Edward Laurentian Hospital, Ste-Agathe-des-Monts (L) .....                            | 350                                   | 121,985  | 334.2   | —   | 342           | 371           |
| Hôpital Laval, Ste-Foy (CR) .....   | 418                                   | 150,570  | 412.5   | —   | 623           | 619           |
| Veterans' Hospital, St. Hyacinthe (DVA) .....   | 300                                   | 60,563   | 165.9   | —   | 232           | 244           |
| Hôpital-Sanatorium Cooke, Trois-Rivières (L) .....  | 330                                   | 115,397  | 316.2   | —   | 539           | 541           |

TABLE 4. Selected data regarding tuberculosis sanatoria, 1951 - Concluded

TABLEAU 4. Données choisies sur les sanatoriums, 1951 - fin

| Sanatorium   | Number of beds<br>—<br>Nombre de lits | Total patient days<br>—<br>Total jours-malades | Daily average number of patients<br>—<br>Moyenne quotidienne de malades | Estimated per diem cost <sup>1</sup><br>—<br>Coût per diem estimatif <sup>1</sup> | Admissions   | Séparations  |
|--|---------------------------------------|--|---|---|--------------|--------------|
| <b>Ontario</b> .....   | <b>4,276</b>                          | <b>1,488,081</b>                               | <b>4,076.9</b>  | <b>4.96</b>   | <b>3,889</b> | <b>3,824</b> |
| Brant Sanatorium, Brantford (L) .....                                      | 124                                   | 41,626   | 114.0   | —   | 159          | 161          |
| St. Lawrence Sanatorium, Cornwall (M) .....                                | 112                                   | 38,412   | 105.2   | —   | 102          | 98           |
| Fort William Sanatorium, Fort William (L) .....                            | 322                                   | 115,040  | 315.2   | —   | 254          | 258          |
| Squaw Bay Indian Hospital, Fort William (DNHW) .....                       | 14                                    | 5,078  | 13.9  | —   | 18           | 16           |
| Muskoka Hospital, Gravenhurst (L) .....                                    | 430                                   | 151,658  | 415.5   | —   | 304          | 313          |
| St. Mary's on the Lake Sanatorium, Haileybury (RC) .....                   | 105                                   | 35,100   | 96.2  | —   | 122          | 126          |
| Mountain Sanatorium, Hamilton (L) .....                                    | 753                                   | 265,285  | 726.8   | —   | 728          | 754          |
| Ongwanada Sanatorium, Kingston (L) .....                                   | 160                                   | 56,448   | 154.7   | —   | 186          | 188          |
| Freeport Sanatorium, Kitchener (L) .....                                   | 158                                   | 54,417   | 149.1   | —   | 136          | 143          |
| Beck Memorial Sanatorium, London (L) .....                                 | 583                                   | 199,464  | 546.5   | —   | 467          | 471          |
| Moose Factory Indian Hospital, Moose Factory (DNHW) .....                  | 198                                   | 59,048   | 161.8   | —   | 175          | 80           |
| Royal Ottawa Sanatorium, Ottawa (L) .....                                  | 212                                   | 73,949   | 202.6   | —   | 207          | 206          |
| Niagara Peninsula Sanatorium, St. Catharines (L) .....                     | 143                                   | 51,218   | 140.3   | —   | 182          | 181          |
| Daughters of the Empire Hospital for Convalescent Children, Toronto (L) .. | 95                                    | 36,035   | 98.7  | —   | 113          | 96           |
| Toronto Hospital, Weston (L) .....   | 663                                   | 234,659  | 642.9   | —   | 524          | 540          |
| Essex County Sanatorium, Windsor (L) .....                                 | 204                                   | 70,644   | 193.5   | —   | 212          | 193          |
| <b>Manitoba</b> .....  | <b>1,282</b>                          | <b>413,883</b>                                 | <b>1,133.9</b>  | <b>5.00</b>   | <b>1,775</b> | <b>1,797</b> |
| Brandon Sanatorium, Brandon (DNHW) .....                                   | 260                                   | 90,044   | 246.7   | —   | 161          | 155          |
| Manitoba Sanatorium, Ninette (L) .....                                     | 278                                   | 92,468   | 253.3   | —   | 313          | 334          |
| Dynevor Indian Hospital, Selkirk (DNHW) .....                              | 50                                    | 15,356   | 42.1  | —   | 93           | 92           |
| St. Boniface Sanatorium, St. Vital (RC) .....                              | 290                                   | 98,015   | 268.5   | —   | 273          | 277          |
| Clearwater Lake Indian Hospital, The Pas (DNHW) .....                      | 164                                   | 56,334   | 154.3   | —   | 292          | 283          |
| Central Tuberculosis Clinic, Winnipeg (L) .....                            | 50                                    | 14,044   | 38.5  | —   | 476          | 472          |
| King Edward Memorial Hospital, Winnipeg (M) .....                          | 190                                   | 47,622   | 130.5   | —   | 167          | 184          |
| <b>Saskatchewan</b> .....  |                                       |  |   |   | <b>751</b>   | <b>811</b>   |
| Fort Qu'Appelle Sanatorium, Fort San .....                                 | 803                                   | 282,588  | 774.2   | 6.55  | 279          | 330          |
| Prince Albert Sanatorium, Prince Albert (P) .....                          |                                       |  |   |   | 213          | 217          |
| Saskatoon Sanatorium, Saskatoon .....                                      |                                       |  |   |   | 259          | 264          |
| <b>Alberta</b> .....   | <b>976</b>                            | <b>320,924</b>                                 | <b>879.2</b>  | <b>7.45</b>   | <b>853</b>   | <b>822</b>   |
| Central Alberta Sanatorium, Calgary (P) .....                              | 300                                   | 90,722   | 248.6   | —   | 252          | 261          |
| Edmonton Section, Edmonton <sup>3</sup> (P) .....                          | 205                                   | 78,964   | 216.3   | —   | 332          | 337          |
| Charles Camsell Indian Hospital, Edmonton (DNHW) .....                     | 471                                   | 151,238  | 414.4   | —   | 269          | 224          |
| <b>British Columbia</b> .....  | <b>1,301</b>                          | <b>459,665</b>                                 | <b>1,259.4</b>  | <b>9.58</b>   | <b>1,269</b> | <b>1,295</b> |
| Division of Tuberculosis Control, Vancouver <sup>4</sup> (P) .....         | 773                                   | 273,961  | 750.6   | —   | 929          | 942          |
| St. Michael's Preventorium, Alert Bay (CE) .....                           | 17                                    | 5,672  | 15.5  | —   | 11           | 11           |
| St. Mary's Preventorium, Mission (RC) .....                                | 16                                    | 4,521  | 12.4  | —   | 19           | 15           |
| Nanaimo Indian Hospital, Nanaimo (DNHW) .....                              | 215                                   | 75,973   | 208.1   | —   | 97           | 102          |
| Miller Bay Indian Hospital, Prince Rupert (DNHW) .....                     | 170                                   | 61,328   | 168.0   | —   | 124          | 142          |
| Coqualeetza Indian Hospital, Sardis (DNHW) .....                           | 110                                   | 38,210   | 104.7   | —   | 89           | 83           |

1. Does not include federal sanatoria. — Ne comprend pas les sanatoriums fédéraux.

2. Information not available. — Données non disponibles.

3. Includes the following — Comprend les annexes suivantes: Edmonton General Hospital, Royal Alexandra Hospital, University of Alberta Hospital.

4. Includes the following — Comprend les annexes suivantes: Tranquille Sanatorium, Tranquille; Jericho Beach Hospital, Vancouver; Royal Jubilee Hospital, Victoria; St. Joseph's Oriental Hospital, Vancouver; St. Joseph's Villa, Victoria; Vancouver General Hospital, Vancouver.

DNHW — Department of National Health and Welfare. — Ministère de la Santé nationale et du Bien-être social.

DVA — Department of Veterans' Affairs — Ministère des Affaires des anciens combattants.

P — Provincial.

M — Municipal.

L — Lay — Laïque.

CE — Church of England in Canada — Église d'Angleterre au Canada.

RC — Roman Catholic Church — Catholique romaine.

UC — United Church of Canada — Église unie du Canada.

TABLE 5. Selected data regarding tuberculosis units, 1951  
TABLEAU 5. Données choisies sur les annexes pour tuberculeux, 1951

| Unit<br>—<br>Annexe  | Number<br>of beds<br>—<br>Nombre<br>de lits | Total<br>patient<br>days<br>—<br>Total<br>jours-<br>malades | Daily<br>average<br>number of<br>patients<br>—<br>Moyenne<br>quotidienne<br>de<br>malades | Admissions   | Séparations  |
|--|---|---|---|--------------|--------------|
| <b>CANADA</b> .....  | <b>2,261</b>                                | <b>733,995</b>  | <b>2,010.9</b>  | <b>4,375</b> | <b>4,377</b> |
| <b>Newfoundland</b> .....  | <b>104</b>                                  | <b>36,066</b>   | <b>98.8</b>   | <b>326</b>   | <b>364</b>   |
| St. Anthony Hospital, St. Andrew (L).....  | 28  | 2   | 2   | 2            | 2            |
| St. John's General Hospital, St. John's (P).....   | 41  | 22,474  | 61.6  | 239          | 270          |
| Notre Dame Bay Memorial Hospital, Twillingate (L).....   | 35  | 13,592  | 37.2  | 87           | 94           |
| <b>Nova Scotia</b> .....   | <b>336</b>                                  | <b>84,635</b>   | <b>231.9</b>  | <b>1,289</b> | <b>1,240</b> |
| Highland View Hospital, Amherst (M).....   | 17  | 3,860   | 10.6  | 35           | 37           |
| St. Martha's Hospital, Antigonish (RC).....  | 50  | 16,626  | 45.6  | 73           | 70           |
| Glace Bay General Hospital, Glace Bay (L).....   | 44  | 10,557  | 28.9  | 60           | 40           |
| St. Joseph's Hospital, Glace Bay (RC).....   | 45  | 13,203  | 36.2  | 94           | 83           |
| Camp Hill Hospital, Halifax (DVA).....   | 142   | 30,706  | 84.1  | 960          | 950          |
| City of Sydney Hospital, Sydney (M).....   | 38  | 9,683   | 26.5  | 67           | 60           |
| <b>New Brunswick</b> .....   | <b>92</b>                                   | <b>23,566</b>   | <b>64.6</b>   | <b>600</b>   | <b>609</b>   |
| Lancaster Hospital, West Saint John (DVA).....   |   |   |   |              |              |
| <b>Québec</b> .....  | <b>1,021</b>                                | <b>346,856</b>  | <b>950.3</b>  | <b>1,325</b> | <b>1,351</b> |
| Hôpital St-Joseph, Beauceville-Ouest (CR).....   | 15  | 3,761   | 10.3  | 29           | 41           |
| Hôpital Notre-dame-de-la-Garde, Cap-aux-Meules (closed Oct.16/51 — fermé le 16 oct.1951) (CR)..... | —   | 6,538   | 17.9  | 11           | 38           |
| Hôpital St-Jean-Eudes, Havre-St-Pierre (CR).....   | 35  | 7,788   | 21.3  | 51           | 65           |
| Children's Memorial Hospital, Montreal <sup>1</sup> (L).....                                       | 1   | 2,164   | 5.9   | 60           | 70           |
| Alexandra Hospital, Montreal (L).....  | 50  | 17,453  | 47.8  | 53           | 63           |
| Hôpital du Sacré-Coeur, Montréal (CR).....   | 618   | 223,920   | 613.5   | 709          | 706          |
| Hôpital du Sacré-Coeur, Plessisville (CR).....   | 70  | 21,775  | 59.7  | 71           | 73           |
| Quebec Immigration Detention Hospital, Quebec (DNHW).....  | 175   | 51,872  | 142.1   | 319          | 267          |
| Ste Anne's Hospital, Ste-Anne-de-Belleveue (DVA).....  | 58  | 11,070  | 30.3  | 9            | 8            |
| Hôpital Ste-Anne, Ste-Anne-des-Monts (closed Aug. 31, 1951 — fermé le 31 août 1951) (CR).....      | —   | 515   | 2.1   | 13           | 20           |
| <b>Ontario</b> .....   | <b>204</b>                                  | <b>74,754</b>   | <b>204.8</b>  | <b>323</b>   | <b>335</b>   |
| Western Counties' Wing, Westminster Hospital, London (DVA).....                                    | 32  | 14,275  | 39.1  | 33           | 67           |
| Sioux Lookout Indian Hospital, Sioux Lookout (DNHW).....   | 78  | 26,650  | 73.0  | 189          | 168          |
| Sunnybrook Hospital, Toronto (DVA).....  | 94  | 33,829  | 92.7  | 101          | 100          |
| <b>Manitoba</b> .....  | <b>12</b>                                   | <b>4,119</b>  | <b>11.3</b>   | <b>36</b>    | <b>31</b>    |
| Fisher River Indian Hospital, Hodgson (DNHW).....  |   |   |   |              |              |
| <b>Saskatchewan</b> .....  | <b>78</b>                                   | <b>22,756</b>   | <b>62.3</b>   | <b>101</b>   | <b>92</b>    |
| Fort Qu'Appelle Indian Hospital, Fort Qu'Appelle (DNHW).....                                       | 54  | 18,532  | 50.8  | 42           | 38           |
| North Battleford Indian Hospital, North Battleford (DNHW).....                                     | 24  | 4,224   | 11.6  | 59           | 54           |
| <b>British Columbia</b> .....  | <b>110</b>                                  | <b>35,650</b>   | <b>97.7</b>   | <b>140</b>   | <b>149</b>   |
| R. W. Large Memorial Hospital, Bella Bella (UC).....   | 10  | 2,077   | 5.7   | 21           | 19           |
| Bella Coola General Hospital, Bella Coola <sup>1</sup> (UC).....                                   | 1   | 993   | 2.7   | 7            | 7            |
| Queen Alexandra Solarium, Cobble Hill <sup>1</sup> (L).....  | 1   | 1,307   | 3.6   | —            | 4            |
| Shaughnessy Hospital, Vancouver (DVA).....   | 100   | 31,273  | 85.7  | 112          | 119          |
| <b>Northwest Territories</b> .....   | <b>304</b>                                  | <b>105,593<sup>3</sup></b>                                  | <b>289.3</b>  | <b>235</b>   | <b>206</b>   |
| St. Joseph's Hospital, Fort Resolution (RC).....   | 70  | 23,753 <sup>3</sup>   | 65.1  | 63           | 45           |
| Immaculate Conception Hospital, Aklavik (RC).....  | 40  | 15,017  | 41.1  | 26           | 20           |
| All Saints Hospital, Aklavik (CE).....   | 68  | 23,716  | 65.0  | 36           | 34           |
| Hôpital Ste-Thérèse-de-l'Enfant-Jésus, Chesterfield Inlet (CR).....                                | 10  | 3,214   | 8.8   | 8            | 13           |
| Faraud Hospital, Rae (RC).....   | 40  | 11,087  | 30.4  | 32           | 22           |
| St. Margaret's Hospital, Fort Simpson (RC).....  | 38  | 15,298  | 41.9  | 44           | 45           |
| Fort Smith General Hospital, Fort Smith (RC).....  | 38  | 13,508  | 37.0  | 26           | 27           |

1. Unorganized unit; no set number of beds. — Annexe non organisée; nombre irrégulier.  
2. Information not available. — Données non disponibles.  
3. Includes some non-TB beds. — Comprend des lits non pour tuberculeux.

DNHW - Department of National Health and Welfare — Ministère de la Santé nationale et du Bien-être social.  
DVA - Department of Veterans' Affairs — Ministère des Affaires des anciens combattants.  
P - Provincial.  
M - Municipal.  
L - Lay — Laïque.  
CE - Church of England in Canada — Église d'Angleterre au Canada.  
RC - Roman Catholic Church — Catholique romaine.  
UC - United Church of Canada — Église unie du Canada.



Table 6, which refers to non-federal sanatoria only, shows which of various services were organized or available in the individual sanatoria. Only two sanatoria, the Sanatorium St-Michel at Roberval, and the Hôpital Laval at St-Foy, in the province of Quebec, together with the British Columbia Division of Tuberculosis Control which reports collectively for

six institutions, had organized departments for every service listed. In the Sanatorium St-François at Sherbrooke, Quebec, every service except urology was on an organized basis. Every service was either available or organized in each of 25 sanatoria and also in the Saskatchewan and British Columbia combined reporting jurisdictions.

TABLE 6. Various services provided in sanatoria, 1951

| No.                          | Sanatoria <sup>1</sup><br>—<br>Sanatoriums <sup>1</sup>       | Surgery<br>—<br>Chirurgie | Orthopaedics<br>—<br>Orthopédie | Dentistry<br>—<br>Dentisterie | Ophthalmology<br>—<br>Ophtalmologie | Otolaryngology<br>—<br>Otolaryngologie |
|------------------------------|---|---------------------------|---------------------------------|-------------------------------|-------------------------------------|--|
| <b>Newfoundland:</b>         |   |                           |                                 |                               |                                     |  |
| 1                            | St. John's Sanatorium .....                                   | O                         | A                               | O                             | A                                   | A                                      |
| <b>Prince Edward Island:</b> |   |                           |                                 |                               |                                     |  |
| 2                            | Provincial Sanatorium .....                                   | A                         | A                               | A                             | A                                   | A                                      |
| <b>Nova Scotia:</b>          |   |                           |                                 |                               |                                     |  |
| 3                            | Halifax Tuberculosis Hospital .....                           | O                         | A                               | A                             | A                                   | O                                      |
| 4                            | Nova Scotia Sanatorium .....                                  | O                         | A                               | O                             | A                                   | O                                      |
| 5                            | Point Edward Hospital .....                                   | O                         | N                               | O                             | O                                   | O                                      |
| <b>New Brunswick:</b>        |   |                           |                                 |                               |                                     |  |
| 6                            | Saint John Tuberculosis Hospital .....                        | O                         | A                               | O                             | O                                   | O                                      |
| 7                            | Moncton Tuberculosis Hospital .....                           | N                         | O                               | O                             | N                                   | N                                      |
| 8                            | Sanatorium Saint-Joseph .....                                 | A                         | A                               | O                             | A                                   | A                                      |
| 9                            | Jordan Memorial Sanatorium .....                              | A                         | A                               | O                             | A                                   | A                                      |
| 10                           | Sanatorium Notre-Dame-de-Lourdes .....                        | A                         | A                               | O                             | A                                   | N                                      |
| <b>Québec:</b>               |   |                           |                                 |                               |                                     |  |
| 11                           | Sanatorium Ross .....   | A                         | N                               | O                             | N                                   | N                                      |
| 12                           | Sanatorium St-Laurent .....                                   | A                         | A                               | O                             | A                                   | A                                      |
| 13                           | Sanatorium du Lac Édouard .....                               | A                         | A                               | O                             | A                                   | A                                      |
| 14                           | Sanatorium Bégin .....  | N                         | N                               | O                             | O                                   | O                                      |
| 15                           | Sanatorium St-Jean .....                                      | A                         | N                               | O                             | N                                   | N                                      |
| 16                           | Sanatorium St-Georges .....                                   | O                         | A                               | O                             | A                                   | A                                      |
| 17                           | Grace Dart Home Hospital .....                                | O                         | A                               | O                             | A                                   | A                                      |
| 18                           | Institut Bruchési .....                                       | O                         | N                               | N                             | N                                   | O                                      |
| 19                           | Royal Edward Laurentian Hospital (Montreal) .....             | O                         | A                               | A                             | A                                   | O                                      |
| 20                           | Sanatorium St-Joseph .....                                    | O                         | A                               | O                             | O                                   | O                                      |
| 21                           | Sanatorium St-Michel .....                                    | O                         | O                               | O                             | O                                   | O                                      |
| 22                           | Sanatorium St-François .....                                  | O                         | O                               | O                             | O                                   | O                                      |
| 23                           | Brehmer Rest Preventorium .....                               | N                         | N                               | A                             | N                                   | N                                      |
| 24                           | Mount Sinai Sanatorium .....                                  | A                         | A                               | O                             | A                                   | A                                      |
| 25                           | Royal Edward Laurentian Hospital (Ste-Agathe-des-Monts) ..... | A                         | A                               | O                             | A                                   | A                                      |
| 26                           | Hôpital Laval .....   | O                         | O                               | O                             | O                                   | O                                      |
| 27                           | Hôpital-Sanatorium Cooke .....                                | A                         | A                               | O                             | O                                   | O                                      |
| <b>Ontario:</b>              |   |                           |                                 |                               |                                     |  |
| 28                           | Brant Sanatorium .....  | N                         | N                               | O                             | N                                   | N                                      |
| 29                           | St. Lawrence Sanatorium .....                                 | A                         | N                               | O                             | N                                   | A                                      |
| 30                           | Fort William Sanatorium .....                                 | O                         | O                               | O                             | A                                   | A                                      |
| 31                           | Muskoka Hospital .....  | O                         | O                               | O                             | A                                   | A                                      |
| 32                           | St. Mary's on the Lake Sanatorium .....                       | O                         | N                               | O                             | A                                   | N                                      |
| 33                           | Mountain Sanatorium .....                                     | O                         | A                               | O                             | A                                   | O                                      |
| 34                           | Ongwanada Sanatorium .....                                    | O                         | N                               | O                             | A                                   | A                                      |
| 35                           | Freeport Sanatorium .....                                     | A                         | A                               | O                             | O                                   | O                                      |
| 36                           | Beck Memorial Sanatorium .....                                | O                         | A                               | O                             | O                                   | O                                      |
| 37                           | Royal Ottawa Sanatorium .....                                 | A                         | O                               | A                             | A                                   | A                                      |
| 38                           | Niagara Peninsula Sanatorium .....                            | O                         | A                               | O                             | A                                   | O                                      |
| 39                           | Daughters of the Empire Hospital .....                        | A                         | A                               | O                             | A                                   | A                                      |
| 40                           | Toronto Hospital .....  | O                         | O                               | O                             | A                                   | A                                      |
| 41                           | Essex County Sanatorium .....                                 | O                         | O                               | O                             | A                                   | A                                      |
| <b>Manitoba:</b>             |   |                           |                                 |                               |                                     |  |
| 42                           | Manitoba Sanatorium .....                                     | O                         | A                               | A                             | O                                   | O                                      |
| 43                           | St. Boniface Sanatorium .....                                 | O                         | O                               | O                             | O                                   | O                                      |
| 44                           | Central Tuberculosis Clinic .....                             | A                         | A                               | A                             | A                                   | A                                      |
| 45                           | Winnipeg Municipal Hospitals .....                            | A                         | A                               | O                             | O                                   | O                                      |
| <b>Saskatchewan:</b>         |   |                           |                                 |                               |                                     |  |
| 46                           | Saskatchewan Anti-Tuberculosis League .....                   | A                         | O                               | O                             | A                                   | A                                      |
| <b>Alberta:</b>              |   |                           |                                 |                               |                                     |  |
| 47                           | Central Alberta Sanatorium .....                              | O                         | A                               | O                             | A                                   | A                                      |
| 48                           | Edmonton Section .....  | A                         | A                               | A                             | A                                   | A                                      |
| <b>British Columbia:</b>     |   |                           |                                 |                               |                                     |  |
| 49                           | Division of Tuberculosis Control .....                        | O                         | O                               | O                             | O                                   | O                                      |

1. Does not include federal sanatoria.  
Legend: O—Organized; A—Available; N—Not provided.



Le tableau 6, qui ne comprend que les sanatoriums qui ne relèvent pas du gouvernement fédéral, montre les divers services organisés ou disponibles des sanatoriums particuliers. Deux sanatoriums seulement, celui de Saint-Michel de Roberval et de l'hôpital Laval de Sainte-Foy, dans la province de Québec, ainsi que la Division antituberculeuse de la Colombie-Britannique qui fait collectivement rapport pour six institutions, possédaient

des départements organisés pour chacun des services énumérés. Au sanatorium Saint-François de Sherbrooke (P.Q.), tous les services sauf l'urologie étaient organisés. Chacun des services était ou disponible ou organisé dans chacun des 25 sanatoriums, de même que dans les rapports combinés de la Saskatchewan et de la Colombie-Britannique.

TABLEAU 6. Divers services des sanatoriums, 1951

| Urology<br>Urologie | Pathology<br>Pathologie | Bacteriology<br>Bactériologie | Clinical laboratory<br>Laboratoire clinique | Radiology (x-ray)<br>Radiologie (Rayons-x) | Physiotherapy<br>Physiothérapie | Occupational therapy<br>Thérapie professionnelle | Educational therapy<br>Thérapie éducationnelle | Number of beds<br>Nombre de lits | No |
|---------------------|-------------------------|-------------------------------|---|--|---------------------------------|--|--|----------------------------------|----|
| A                   | O                       | O                             | O   | O  | A                               | O  | O  | 410                              | 1  |
| A                   | A                       | A                             | A   | A  | O                               | A  | O  | 166                              | 2  |
| O                   | A                       | A                             | A   | O  | O                               | O  | N  | 135                              | 3  |
| N                   | O                       | O                             | O   | O  | N                               | O  | O  | 400                              | 4  |
|                     |                         |                               |   |  |                                 |  |  | 187                              | 5  |
| O                   | A                       | A                             | O   | O  | A                               | O  | O  | 270                              | 6  |
| N                   | N                       | N                             | O   | N  | A                               | O  | O  | 150                              | 7  |
| A                   | A                       | A                             | A   | A  | A                               | O  | O  | 140                              | 8  |
| A                   | A                       | O                             | O   | O  | N                               | O  | O  | 160                              | 9  |
| A                   | A                       | O                             | O   | O  | N                               | N  | N  | 192                              | 10 |
| N                   | N                       | O                             | O   | O  | N                               | N  | N  | 322                              | 11 |
| N                   | N                       | A                             | A   | A  | N                               | O  | O  | 148                              | 12 |
| A                   | O                       | O                             | A   | O  | O                               | O  | O  | 134                              | 13 |
| N                   | N                       | O                             | A   | O  | A                               | O  | O  | 325                              | 14 |
| N                   | N                       | O                             | O   | A  | N                               | N  | N  | 213                              | 15 |
| A                   | A                       | A                             | O   | O  | A                               | A  | O  | 634                              | 16 |
| A                   | A                       | A                             | O   | O  | N                               | N  | O  | 154                              | 17 |
| A                   | A                       | O                             | O   | O  | N                               | N  | O  | 52                               | 18 |
| A                   | A                       | O                             | O   | O  | O                               | A  | A  | 52                               | 19 |
| A                   | A                       | O                             | O   | O  | N                               | N  | N  | 522                              | 20 |
| A                   | O                       | O                             | O   | O  | N                               | N  | O  | 482                              | 21 |
| A                   | N                       | N                             | A   | O  | O                               | A  | O  | 274                              | 22 |
| A                   | A                       | A                             | O   | O  | N                               | O  | N  | 15                               | 15 |
| A                   | A                       | O                             | O   | O  | A                               | O  | A  | 112                              | 24 |
| O                   | A                       | O                             | O   | O  | A                               | O  | O  | 350                              | 25 |
| A                   | A                       | O                             | O   | O  | O                               | O  | O  | 418                              | 26 |
|                     |                         |                               |   |  |                                 |  |  | 330                              | 27 |
| N                   | N                       | N                             | A   | A  | N                               | O  | O  | 124                              | 28 |
| A                   | N                       | A                             | A   | A  | N                               | N  | N  | 112                              | 29 |
| A                   | A                       | O                             | O   | O  | A                               | O  | O  | 322                              | 30 |
| O                   | A                       | A                             | O   | O  | N                               | O  | O  | 430                              | 31 |
| A                   | N                       | A                             | O   | A  | A                               | O  | O  | 105                              | 32 |
| A                   | A                       | A                             | O   | O  | N                               | O  | O  | 753                              | 33 |
| N                   | A                       | A                             | A   | O  | N                               | O  | O  | 160                              | 34 |
| A                   | A                       | O                             | O   | O  | N                               | O  | O  | 158                              | 35 |
| A                   | O                       | A                             | O   | O  | A                               | O  | O  | 583                              | 36 |
| A                   | A                       | A                             | A   | A  | A                               | A  | A  | 212                              | 37 |
| A                   | A                       | A                             | A   | A  | A                               | O  | O  | 143                              | 38 |
| A                   | O                       | O                             | O   | O  | A                               | O  | O  | 95                               | 39 |
| O                   | A                       | A                             | A   | A  | O                               | O  | O  | 663                              | 40 |
|                     |                         |                               |   |  | N                               | A  | O  | 204                              | 41 |
| A                   | A                       | A                             | O   | O  | A                               | O  | O  | 278                              | 42 |
| O                   | A                       | A                             | O   | O  | A                               | O  | O  | 290                              | 43 |
| A                   | A                       | O                             | O   | O  | O                               | O  | O  | 50                               | 44 |
|                     |                         |                               |   |  |                                 |  |  | 190                              | 45 |
| A                   | A                       | O                             | O   | O  | O                               | O  | O  | 803                              | 46 |
| A                   | O                       | O                             | O   | O  | N                               | O  | O  | 300                              | 47 |
| A                   | A                       | A                             | A   | A  | A                               | A  | A  | 205                              | 48 |
| O                   | O                       | O                             | O   | O  | O                               | O  | O  | 773                              |    |

1. Ne comprend pas les sanatoriums fédéraux.  
Légende: O—Organisé; A—disponible; N—Non fourni.

Personnel of non-federal sanatoria are shown in Table 7. Full time doctors increased to 249 in 1951 from 228 in the previous year. Graduate nurses, who in 1950 had numbered 1,111, increased in number by 3.6 per cent to 1,151 in 1951.

Orderlies, at 474 in 1950, increased slightly the following year to 480. Total personnel increased by 255 or 3.2 per cent from 7,913 in 1950 to 8,168 in 1951.

TABLE 7. Personnel in sanatoria<sup>1</sup>, 1951

| No. | Sanatoria<br>—<br>Sanatoriums                                 | Doctors — Médecins                      |  |                          | Nurses — Infirmières       |                        |  |
|-----|---|---|--|--------------------------|----------------------------|------------------------|--|
|     |   | Full<br>time<br>—<br>A temps<br>continu | Part<br>time<br>—<br>A temps<br>discontinu | Interns<br>—<br>Internes | Graduate<br>—<br>Diplômées | Student<br>—<br>Élèves | Affiliated <sup>2</sup><br>—<br>Affiliées <sup>2</sup> |
| 1   | <b>CANADA</b> .....   | <b>249</b>                              | <b>139</b>                                 | <b>34</b>                | <b>1,151</b>               | —                      | <b>282</b>   |
| 2   | <b>Newfoundland</b> .....                                     |   |  |                          |                            |                        |  |
|     | St. John's Sanatorium .....                                   | 5                                       | 3  | —                        | 30                         | —                      | 8  |
| 3   | <b>Prince Edward Island</b> .....                             |   |  |                          |                            |                        |  |
|     | Provincial Sanatorium .....                                   | 3                                       | —  | 1                        | 20                         | —                      | —  |
| 4   | <b>Nova Scotia</b> .....                                      | <b>12</b>                               | <b>5</b>                                   | <b>2</b>                 | <b>76</b>                  | —                      | <b>7</b>   |
| 5   | Halifax Tuberculosis Hospital .....                           | 3                                       | 2  | 1                        | 31                         | —                      | 7  |
| 6   | Nova Scotia Sanatorium .....                                  | 6                                       | 2  | 1                        | 20                         | —                      | —  |
| 7   | Point Edward Hospital .....                                   | 3                                       | 1  | —                        | 25                         | —                      | —  |
| 8   | <b>New Brunswick</b> .....                                    | <b>16</b>                               | <b>10</b>                                  | —                        | <b>106</b>                 | —                      | —  |
| 9   | Saint John Tuberculosis Hospital .....                        | 5                                       | 2  | —                        | 37                         | —                      | —  |
| 10  | Moncton Tuberculosis Hospital .....                           | 3                                       | 1  | —                        | 22                         | —                      | —  |
| 11  | Sanatorium Saint Joseph .....                                 | 2                                       | 2  | —                        | 10                         | —                      | —  |
| 12  | Jordan Memorial Sanatorium .....                              | 3                                       | 2  | —                        | 15                         | —                      | —  |
| 13  | Sanatorium Notre-Dame-de-Lourdes .....                        | 3                                       | 3  | —                        | 22                         | —                      | —  |
| 14  | <b>Québec</b> .....   | <b>79</b>                               | <b>111</b>                                 | <b>17</b>                | <b>280</b>                 | —                      | <b>58</b>  |
| 15  | Sanatorium Ross .....   | 3                                       | 4  | —                        | 6                          | —                      | —  |
| 16  | Sanatorium St-Laurent .....                                   | 3                                       | 6  | 2                        | 4                          | —                      | —  |
| 17  | Sanatorium du Lac Edouard .....                               | 2                                       | 2  | 1                        | 5                          | —                      | —  |
| 18  | Sanatorium Bégin .....  | 4                                       | 3  | 1                        | 9                          | —                      | —  |
| 19  | Sanatorium St-Jean .....                                      | 4                                       | 1  | —                        | 7                          | —                      | —  |
| 20  | Sanatorium St-Georges .....                                   | —                                       | —  | —                        | 18                         | —                      | —  |
| 21  | Grace Dart Home Hospital .....                                | 2                                       | —  | 1                        | 13                         | —                      | 7  |
| 22  | Institut Bruchési .....                                       | 1                                       | 26   | —                        | 19                         | —                      | —  |
| 23  | Royal Edward Laurentian Hospital (Montreal) .....             | 5                                       | 28   | 1                        | 30                         | —                      | —  |
| 24  | Sanatorium St-Joseph .....                                    | 17                                      | 4  | —                        | 40                         | —                      | 41   |
| 25  | Sanatorium St-Michel .....                                    | 2                                       | 1  | —                        | 33                         | —                      | 4  |
| 26  | Sanatorium St-Francois .....                                  | 3                                       | 3  | —                        | 17                         | —                      | —  |
| 27  | Brehmer Rest Preventorium .....                               | —                                       | 1  | —                        | 1                          | —                      | —  |
| 28  | Mount Sinai Sanatorium .....                                  | 1                                       | 1  | 2                        | 5                          | —                      | —  |
| 29  | Royal Edward Laurentian Hospital (Ste-Agathe-des-Monts) ..... | 5                                       | —  | 2                        | 20                         | —                      | —  |
| 30  | Hôpital Laval .....   | 13                                      | 22   | 6                        | 45                         | —                      | 6  |
| 31  | Hôpital-Sanatorium Cooke .....                                | 5                                       | 9  | 1                        | 8                          | —                      | —  |
| 32  | <b>Ontario</b> .....  | <b>78</b>                               | <b>6</b>                                   | <b>8</b>                 | <b>368</b>                 | —                      | <b>160</b>   |
| 33  | Brant Sanatorium .....  | 2                                       | —  | —                        | 11                         | —                      | —  |
| 34  | St. Lawrence Sanatorium .....                                 | 2                                       | —  | —                        | 7                          | —                      | 2  |
| 35  | Fort William Sanatorium .....                                 | 6                                       | —  | —                        | 10                         | —                      | —  |
| 36  | Muskoka Hospital .....  | 7                                       | —  | —                        | 29                         | —                      | 56   |
| 37  | St. Mary's on the Lake Sanatorium .....                       | 2                                       | —  | —                        | 6                          | —                      | —  |
| 38  | Mountain Sanatorium .....                                     | 18                                      | —  | —                        | 62                         | —                      | 84   |
| 39  | Ongwanda Sanatorium .....                                     | 4                                       | —  | 2                        | 15                         | —                      | —  |
| 40  | Freeport Sanatorium .....                                     | 3                                       | —  | 1                        | 21                         | —                      | —  |
| 41  | Beck Memorial Sanatorium .....                                | 11                                      | —  | 2                        | 57                         | —                      | —  |
| 42  | Royal Ottawa Sanatorium .....                                 | 4                                       | 1  | —                        | 34                         | —                      | —  |
| 43  | Niagara Peninsula Sanatorium .....                            | 4                                       | 2  | —                        | 14                         | —                      | —  |
| 44  | Daughters of the Empire Hospital .....                        | —                                       | 3  | 1                        | 9                          | —                      | —  |
| 45  | Toronto Hospital .....  | 12                                      | —  | 1                        | 73                         | —                      | 18   |
| 46  | Essex County Sanatorium .....                                 | 3                                       | —  | 1                        | 20                         | —                      | —  |
| 47  | <b>Manitoba</b> .....   | <b>11</b>                               | <b>7</b>                                   | <b>5</b>                 | <b>51</b>                  | —                      | <b>29</b>  |
| 48  | Manitoba Sanatorium .....                                     | 4                                       | —  | 1                        | 14                         | —                      | 9  |
| 49  | St. Boniface Sanatorium .....                                 | 4                                       | 2  | 1                        | 12                         | —                      | —  |
| 50  | Central Tuberculosis Clinic .....                             | 1                                       | 1  | —                        | 5                          | —                      | 8  |
| 51  | Winnipeg Municipal Hospitals <sup>4</sup> .....               | 2                                       | 4  | 3                        | 20                         | —                      | 12   |
| 52  | <b>Saskatchewan</b> .....                                     |   |  |                          |                            |                        |  |
|     | Saskatchewan Anti-Tuberculosis League .....                   | 19                                      | —  | 1                        | 80                         | —                      | 12   |
| 53  | <b>Alberta</b> .....  |   |  |                          |                            |                        |  |
|     | Central Alberta Sanatorium .....                              | 6                                       | 2  | —                        | 33                         | —                      | 8  |
|     | Edmonton Section <sup>5</sup> .....                           |   |  |                          |                            |                        |  |
| 54  | <b>British Columbia</b> .....                                 | <b>20</b>                               | <b>15</b>                                  | —                        | <b>107</b>                 | —                      | —  |
|     | Division of Tuberculosis Control .....                        |   |  |                          |                            |                        |  |

1. Exclusive of federal sanatoria.
2. Includes student affiliates.
3. Includes nursing assistants, aides and non-graduate nurses.
4. Apportioned from totals from institutions.
5. Served by General Hospital staff, except 5 full-time doctors.

Le personnel des sanatoriums qui ne relèvent pas du gouvernement fédéral est indiqué dans le tableau 7. Le nombre de médecins à temps continu augmente de 228 en 1950 à 249 en 1951. Le nombre d'infirmières diplômées, qui était de 1,111 en

1950, augmente de 3.6 p. 100 à 1,151 en 1951. Le nombre d'infirmiers, de 474 en 1950, augmente légèrement à 480 en 1951. Le personnel global augmente de 255 ou 3.2 p. 100, de 7,913 en 1950 à 8,168 en 1951.

TABLEAU 7. Personnel des sanatoriums,<sup>1</sup> 1951

| Dietitians<br>—<br>Diététiciennes | Student dietitians<br>—<br>Élèves diététiciennes | Orderlies<br>—<br>Infirmiers | Paid social service workers<br>—<br>Assistants sociaux | Instructors<br>—<br>Instituteurs |   | Technicians<br>—<br>Techniciens |                                | All other employees <sup>3</sup><br>—<br>Tous autres employés <sup>3</sup> | Total | No |
|-----------------------------------|--|------------------------------|--|----------------------------------|---|---------------------------------|--------------------------------|--|-------|----|
|                                   |  |                              |  | Academic<br>—<br>Universitaires  | Vocational<br>—<br>De l'orientation professionnelle | X-ray<br>—<br>Radiologie        | Laboratory<br>—<br>Laboratoire |  |       |    |
| 53                                | 2  | 480                          | 22   | 67                               | 55  | 92                              | 109                            | 5,413  | 8,168 | 1  |
| 2                                 | —  | 18                           | —  | 2                                | 2   | 3                               | 3                              | 218  | 294   | 2  |
| 2                                 | —  | 12                           | —  | 2                                | 1   | 1                               | 1                              | 70   | 113   | 3  |
| 6                                 | —  | 54                           | —  | 3                                | 11  | 5                               | 8                              | 334  | 523   | 4  |
| 1                                 | —  | 1                            | —  | 1                                | 6   | 2                               | —                              | 57   | 112   | 5  |
| 4                                 | —  | 44                           | —  | —                                | 4   | 2                               | 4                              | 197  | 284   | 6  |
| 1                                 | —  | 9                            | —  | 2                                | 1   | 1                               | 4                              | 80   | 127   | 7  |
| 4                                 | 1  | 44                           | 3  | 8                                | 3   | 9                               | 7                              | 402  | 613   | 8  |
| 2                                 | —  | 12                           | —  | 3                                | —   | 2                               | 2                              | 130  | 195   | 9  |
| 1                                 | —  | 16                           | —  | 2                                | 1   | 2                               | 1                              | 75   | 124   | 10 |
| —                                 | —  | 2                            | —  | 2                                | 1   | 1                               | 1                              | 52   | 73    | 11 |
| 1                                 | —  | 9                            | —  | 1                                | 1   | 2                               | 1                              | 56   | 91    | 12 |
| —                                 | 1  | 5                            | 3  | —                                | —   | 2                               | 2                              | 89   | 130   | 13 |
| 8                                 | 1  | 86                           | 16   | 2                                | 8   | 22                              | 27                             | 1,475  | 2,190 | 14 |
| —                                 | —  | 3                            | —  | —                                | —   | 1                               | 2                              | 9  | 28    | 15 |
| —                                 | —  | 4                            | —  | 1                                | —   | 1                               | 1                              | 52   | 74    | 16 |
| —                                 | —  | 4                            | —  | —                                | —   | 1                               | 1                              | 61   | 77    | 17 |
| 1                                 | —  | —                            | —  | —                                | —   | —                               | 1                              | 113  | 132   | 18 |
| 1                                 | —  | 1                            | 1  | —                                | —   | 1                               | 1                              | 66   | 83    | 19 |
| —                                 | —  | 9                            | —  | —                                | —   | 2                               | 2                              | 165  | 197   | 20 |
| 1                                 | —  | 1                            | 12   | —                                | —   | 1                               | 1                              | 52   | 87    | 21 |
| —                                 | —  | 4                            | —  | —                                | —   | 2                               | 2                              | 8  | 71    | 22 |
| 1                                 | 1  | 22                           | —  | —                                | —   | 3                               | 2                              | 55   | 128   | 23 |
| —                                 | —  | 5                            | —  | —                                | —   | 1                               | 4                              | 180  | 291   | 24 |
| —                                 | —  | 3                            | —  | —                                | —   | 2                               | 2                              | 162  | 211   | 25 |
| —                                 | —  | —                            | —  | —                                | —   | 1                               | 1                              | 123  | 152   | 26 |
| —                                 | —  | —                            | —  | —                                | —   | —                               | —                              | 2  | 4     | 27 |
| 1                                 | —  | 2                            | —  | —                                | —   | 1                               | 1                              | 42   | 55    | 28 |
| 1                                 | —  | —                            | 1  | 1                                | 1   | 1                               | 2                              | 118  | 152   | 29 |
| 1                                 | —  | 22                           | 2  | —                                | 6   | 3                               | 3                              | 173  | 302   | 30 |
| 1                                 | —  | 6                            | —  | —                                | —   | 1                               | 1                              | 114  | 146   | 31 |
| 16                                | —  | 126                          | 2  | 39                               | 24  | 26                              | 37                             | 1,610  | 2,500 | 32 |
| 1                                 | —  | 3                            | —  | 1                                | 1   | —                               | 1                              | 55   | 75    | 33 |
| 1                                 | —  | 3                            | —  | —                                | —   | 1                               | 1                              | 39   | 56    | 34 |
| 1                                 | —  | 7                            | 1  | 4                                | 2   | 3                               | 2                              | 132  | 168   | 35 |
| 1                                 | —  | 2                            | —  | 4                                | 2   | 2                               | 4                              | 144  | 251   | 36 |
| —                                 | —  | 1                            | —  | 1                                | —   | 3                               | 1                              | 68   | 82    | 37 |
| —                                 | —  | 24                           | —  | 12                               | 6   | 3                               | 11                             | 252  | 475   | 38 |
| —                                 | —  | 7                            | —  | 1                                | 1   | 2                               | 1                              | 51   | 84    | 39 |
| 1                                 | —  | —                            | 1  | 1                                | 1   | 1                               | 1                              | 63   | 94    | 40 |
| 1                                 | —  | 39                           | —  | 7                                | 5   | 2                               | 6                              | 243  | 373   | 41 |
| 1                                 | —  | 4                            | —  | —                                | —   | 1                               | 1                              | 80   | 126   | 42 |
| 1                                 | —  | 2                            | —  | 2                                | 2   | 4                               | 2                              | 59   | 92    | 43 |
| 1                                 | —  | 4                            | —  | —                                | —   | —                               | —                              | 61   | 79    | 44 |
| 3                                 | —  | 25                           | —  | 6                                | 4   | 3                               | 5                              | 274  | 424   | 45 |
| 1                                 | —  | 5                            | —  | —                                | —   | 1                               | 1                              | 89   | 121   | 46 |
| 4                                 | —  | 16                           | 1  | 3                                | 1   | 5                               | 8                              | 389  | 532   | 47 |
| 1                                 | —  | 8                            | —  | 3                                | 1   | 2                               | 4                              | 124  | 171   | 48 |
| —                                 | —  | 8                            | 1  | —                                | —   | 1                               | 1                              | 133  | 163   | 49 |
| 1                                 | —  | —                            | —  | —                                | —   | 1                               | 1                              | 14   | 32    | 50 |
| 2                                 | —  | 2                            | —  | —                                | —   | 1                               | 2                              | 118  | 166   | 51 |
| 1                                 | —  | 58                           | —  | 4                                | —   | 6                               | 10                             | 376  | 567   | 52 |
| 2                                 | —  | 19                           | —  | 3                                | 1   | 2                               | 1                              | 128  | 205   | 53 |
| 8                                 | —  | 45                           | —  | 1                                | 4   | 13                              | 7                              | 411  | 631   | 54 |

1. Sans les sanatoriums fédéraux.  
 2. Comprend les élèves affiliées.  
 3. Comprend les aides-infirmières, aides et-gardes-malades.  
 4. Répartition des totaux des institutions.  
 5. Desservi par le personnel de l'hôpital général, sauf cinq médecins à temps continu.

Data regarding services and personnel in sanatoria operated by the federal government are included for the first time in 1951. This information is presented in Tables 8 and 9 respectively. The Charles Camsell Indian Hospital at Edmonton, Alberta was the only federal sanatorium reporting every

listed service as either organized or available, while the Brandon Sanatorium in Manitoba lacked only physiotherapy among the services listed. Full time doctors in federal sanatoria numbered 34, graduate nurses 179 and orderlies 137. Total personnel was 1,335.

TABLE 8. Various services provided in federal sanatoria, 1951

| No.                      | Sanatoria<br>—<br>Sanatoriums            | Surgery<br>—<br>Chirurgie | Orthopaedics<br>—<br>Orthopédie | Dentistry<br>—<br>Dentisterie | Ophthalmology<br>—<br>Ophtalmologie | Otolaryngology<br>—<br>Otolaryngologie | Urology<br>—<br>Urologie |
|--------------------------|--|---------------------------|---------------------------------|-------------------------------|-------------------------------------|--|--------------------------|
| <b>Québec:</b>           |  |                           |                                 |                               |                                     |  |                          |
| 1                        | Veterans' Hospital (St. Hyacinthe) ..... | N                         | A                               | O                             | N                                   | O                                      | A                        |
| <b>Ontario:</b>          |  |                           |                                 |                               |                                     |  |                          |
| 2                        | Squaw Bay Indian Hospital .....          | A                         | A                               | A                             | A                                   | A                                      | N                        |
| 3                        | Moose Factory Indian Hospital .....      | A                         | N                               | A                             | N                                   | N                                      | N                        |
| <b>Manitoba:</b>         |  |                           |                                 |                               |                                     |  |                          |
| 4                        | Brandon Sanatorium .....                 | O                         | O                               | O                             | A                                   | A                                      | A                        |
| 5                        | Dynevor Indian Hospital .....            | A                         | A                               | A                             | A                                   | A                                      | A                        |
| 6                        | Clearwater Lake Sanatorium .....         | A                         | A                               | A                             | A                                   | N                                      | N                        |
| <b>Alberta:</b>          |  |                           |                                 |                               |                                     |  |                          |
| 7                        | Charles Camsell Indian Hospital .....    | O                         | O                               | O                             | A                                   | A                                      | A                        |
| <b>British Columbia:</b> |  |                           |                                 |                               |                                     |  |                          |
| 8                        | Nanaimo Indian Hospital .....            | A                         | A                               | A                             | N                                   | N                                      | N                        |
| 9                        | Miller Bay Indian Hospital .....         | N                         | N                               | A                             | N                                   | N                                      | N                        |
| 10                       | Coqualeetza Indian Hospital .....        | O                         | N                               | A                             | A                                   | N                                      | N                        |

Legend: O—Organized; A—Available; N—Not provided.

TABLE 9. Personnel in federal sanatoria, 1951

| No. | Sanatoria<br>—<br>Sanatoriums         | Doctors — Médecins                       |   |                          | Nurses — Infirmières       |                        |                              |
|-----|---------------------------------------|--|---|--------------------------|----------------------------|------------------------|------------------------------|
|     |                                       | Full<br>time<br>—<br>A temps<br>continue | Part<br>time<br>—<br>A temps<br>discontinue | Interns<br>—<br>Internes | Graduate<br>—<br>Diplômées | Student<br>—<br>Élèves | Affiliated<br>—<br>Affiliées |
| 1   | <b>CANADA</b> .....                   | <b>34</b>                                | <b>11</b>                                   | <b>3</b>                 | <b>179</b>                 | —                      | <b>3</b>                     |
| 2   | <b>Québec</b> .....                   | <b>4</b>                                 | <b>4</b>                                    | <b>1</b>                 | <b>35</b>                  | —                      | —                            |
| 3   | <b>Ontario</b> .....                  | <b>2</b>                                 | <b>1</b>                                    | —                        | <b>21</b>                  | —                      | —                            |
| 4   | Squaw Bay Indian Hospital .....       | —  | 1   | —                        | 1                          | —                      | —                            |
| 5   | Moose Factory Indian Hospital .....   | 2  | —   | —                        | 20                         | —                      | —                            |
| 6   | <b>Manitoba</b> .....                 | <b>4</b>                                 | —   | <b>2</b>                 | <b>22</b>                  | —                      | <b>3</b>                     |
| 7   | Brandon Sanatorium .....              | 2  | —   | 1                        | 15                         | —                      | —                            |
| 8   | Dynevor Indian Hospital .....         | 1  | —   | —                        | 1                          | —                      | —                            |
| 9   | Clearwater Lake Sanatorium .....      | 1  | —   | 1                        | 6                          | —                      | 3                            |
| 10  | <b>Alberta</b> .....                  | <b>14</b>                                | <b>1</b>                                    | —                        | <b>53</b>                  | —                      | —                            |
|     | Charles Camsell Indian Hospital ..... |  |   |                          |                            |                        |                              |
| 11  | <b>British Columbia</b> .....         | <b>10</b>                                | <b>5</b>                                    | —                        | <b>48</b>                  | —                      | —                            |
| 12  | Nanaimo Indian Hospital .....         | 5  | —   | —                        | 25                         | —                      | —                            |
| 13  | Miller Bay Indian Hospital .....      | 2  | 5   | —                        | 10                         | —                      | —                            |
| 14  | Coqualeetza Indian Hospital .....     | 3  | —   | —                        | 13                         | —                      | —                            |



Les données relatives aux services et au personnel des sanatoriums relevant du gouvernement fédéral sont comprises pour la première fois en 1951. Ces renseignements sont donnés respectivement dans les tableaux 8 et 9. L'hôpital indien Charles Camshell d'Edmonton (Alb.) est le seul sanatorium fédéral déclarant tous les services mentionnés comme étant organisés

ou disponibles, tandis qu'au sanatorium de Brandon, au Manitoba, il ne manque que la physiothérapie parmi les services énumérés. Le nombre de médecins à temps continu des sanatoriums fédéraux est de 38, celui des infirmières diplômées 179 et des infirmiers 137. L'ensemble du personnel est de 1,335.

TABLEAU 8. Divers services des sanatoriums fédéraux, 1951

| Pathology<br>—<br>Pathologie | Bacteriology<br>—<br>Bactériologie | Clinical<br>laboratory<br>—<br>Laboratoire<br>clinique | Radiology<br>(x-ray)<br>—<br>Radiologie<br>(Rayons-x) | Psycho-<br>therapy<br>—<br>Psycho-<br>thérapie | Occupational<br>therapy<br>—<br>Thérapie<br>professionnelle | Educational<br>therapy<br>—<br>Thérapie<br>éducative | Number<br>of beds<br>—<br>Nombre<br>de lits | No |
|------------------------------|------------------------------------|--|---|--|---|--|---|----|
| N                            | O                                  | O  | O   | O  | O   | O  | 300   | 1  |
| N                            | A                                  | A  | A   | N  | N   | N  | 14  | 2  |
| N                            | N                                  | A  | A   | N  | A   | O  | 198   | 3  |
| A                            | A                                  | A  | A   | N  | O   | O  | 260   | 4  |
| N                            | N                                  | N  | A   | N  | N   | O  | 50  | 5  |
| N                            | N                                  | A  | O   | N  | N   | N  | 164   | 6  |
| O                            | O                                  | O  | O   | O  | O   | O  | 471   | 7  |
| N                            | A                                  | A  | A   | N  | N   | A  | 215   | 8  |
| N                            | N                                  | A  | A   | N  | A   | N  | 170   | 9  |
| N                            | N                                  | O  | O   | N  | O   | O  | 110   | 10 |

Légende: O — Organisé, A — Disponible; N — Non fourni.

TABLEAU 9. Personnel des sanatoriums fédéraux, 1951

| Dietitians<br>—<br>Diététiciennes | Student<br>dietitians<br>—<br>Élèves<br>diététiciennes | Orderlies<br>—<br>Infirmiers | Paid social<br>service<br>workers<br>—<br>Assistants<br>sociaux | Instructors — Instructeurs           |   | Technicians — Techniciens |                                | All<br>other<br>employees<br>—<br>Tous<br>autres<br>employés | Total | No |
|-----------------------------------|--|------------------------------|---|--------------------------------------|---|---------------------------|--------------------------------|--|-------|----|
|                                   |  |                              |   | Academic<br>—<br>Univer-<br>sitaires | Vocational<br>—<br>De l'orienta-<br>tion profes-<br>sionnelle | X-ray<br>—<br>Radiologie  | Laboratory<br>—<br>Laboratoire |  |       |    |
| 7                                 | —  | 137                          | 2   | 13                                   | 6   | 15                        | 13                             | 912  | 1,335 | 1  |
| 2                                 | —  | 55                           | 2   | 1                                    | 1   | 2                         | 3                              | 113  | 223   | 2  |
| —                                 | —  | 4                            | —   | 1                                    | —   | 2                         | —                              | 123  | 154   | 3  |
| —                                 | —  | 4                            | —   | 1                                    | —   | 2                         | —                              | 8  | 10    | 4  |
| —                                 | —  | 4                            | —   | —                                    | —   | —                         | —                              | 115  | 144   | 5  |
| —                                 | —  | 43                           | —   | 3                                    | —   | 3                         | 2                              | 202  | 284   | 6  |
| —                                 | —  | 14                           | —   | 2                                    | —   | 1                         | 1                              | 115  | 151   | 7  |
| —                                 | —  | 4                            | —   | 1                                    | —   | —                         | —                              | 23   | 30    | 8  |
| —                                 | —  | 25                           | —   | —                                    | —   | 2                         | 1                              | 64   | 103   | 9  |
| 2                                 | —  | 15                           | —   | 4                                    | 3   | 4                         | 4                              | 178  | 278   | 10 |
| 3                                 | —  | 20                           | —   | 4                                    | 2   | 4                         | 4                              | 296  | 396   | 11 |
| 1                                 | —  | 13                           | —   | 3                                    | 1   | 1                         | 2                              | 106  | 157   | 12 |
| 1                                 | —  | 3                            | —   | —                                    | —   | 1                         | 1                              | 104  | 127   | 13 |
| 1                                 | —  | 4                            | —   | 1                                    | 1   | 2                         | 1                              | 86   | 112   | 14 |

## FINANCES

Financial statistics included in this report relate only to sanatoria. Because of difficulties of accounting, separate statistics on finances of tuberculosis units cannot be obtained. Financial data regarding federal government tuberculosis institutions are not available. With these limitations<sup>1</sup>, financial data are complete except for one sanatorium in Alberta which was able to report only total revenue and total expenditure.

Total revenue in 1951 was \$25,991,636, an increase of \$3,698,968 or 16.6 per cent over the 1950 total of \$22,292,668. Table 10 shows the percentage rate of increase for each year since 1941. Newfoundland data have been removed from the 1950 and 1951 figures in this table to obtain comparability with earlier years. It will be seen that increases have occurred in every year except 1944, and that from 1946 to 1951 they have exceeded ten per cent. The 1951 total was 319.8 per cent of the total for 1941.

1. Tuberculosis units and federal sanatoria provided 1,347,167 days' care in 1951, representing 22.5 per cent of the total days' care reported for the year by all tuberculosis institutions. The corresponding percentage in 1950 was 19.1.

TABLE 10. Total Revenue, Annual Rate of Increase, 1941-1951

| Year      | Total Revenue <sup>1</sup> | Percentage Increase over preceding year | Cumulative Percentage Increase |
|-----------|----------------------------|---|--------------------------------|
| 1941..... | \$ 7,859,462               | —                                       | —                              |
| 1942..... | 8,145,841                  | 3.6                                     | 3.6                            |
| 1943..... | 8,669,636                  | 6.4                                     | 10.3                           |
| 1944..... | 8,604,637                  | -0.7                                    | 9.5                            |
| 1945..... | 9,981,307                  | 3.9                                     | 27.0                           |
| 1946..... | 11,301,611                 | 13.2                                    | 43.8                           |
| 1947..... | 13,594,708                 | 12.0                                    | 73.0                           |
| 1948..... | 16,918,198                 | 24.4                                    | 115.3                          |
| 1949..... | 18,901,359                 | 11.7                                    | 140.5                          |
| 1950..... | 21,499,235                 | 13.7                                    | 173.5                          |
| 1951..... | 25,133,413                 | 16.9                                    | 219.8                          |

1. Newfoundland excluded.

Table 11 presents detailed information regarding revenue for the year 1951.

TABLE 11. Revenue of sanatoria<sup>1</sup>, 1951

| No. |  | Canada     | Newfoundland | Prince Edward Island | Nova Scotia | New Brunswick | Québec    |
|-----|--|------------|--------------|----------------------|-------------|---------------|-----------|
|     |  | \$         | \$           | \$                   | \$          | \$            | \$        |
| 1   | Total revenue.....                               | 25,991,636 | 858,223      | 294,208              | 1,457,644   | 1,824,633     | 6,148,157 |
| 2   | Operating revenue.....                           | 23,684,682 | 858,223      | 293,857              | 1,448,541   | 1,774,686     | 5,617,080 |
| 3   | In-patients.....                                 | 23,320,281 | 858,223      | 293,857              | 1,448,541   | 1,771,168     | 5,433,168 |
| 4   | Paying patients.....                             | 728,253    | —            | 34,847               | —           | 370           | 331,113   |
|     | Contracts:                                       |            |              |                      |             |               |           |
| 5   | Dominion Government.....                         | 2,265,758  | —            | —                    | 122,657     | 54,835        | 312,007   |
| 6   | Workmen's Compensation Board.....                | 139,299    | —            | —                    | —           | —             | 17,951    |
| 7   | Other.....                                       | 61,974     | —            | —                    | —           | —             | 10,906    |
|     | Grants:  |            |              |                      |             |               |           |
| 8   | Provincial Government.....                       | 17,589,523 | 858,223      | 248,778              | 1,154,744   | 1,713,741     | 4,727,463 |
| 9   | Municipal Government.....                        | 2,427,522  | —            | 500                  | 171,140     | —             | 4,000     |
| 10  | Miscellaneous.....                               | 107,952    | —            | 9,732                | —           | 2,222         | 29,728    |
| 11  | Out-patients.....                                | 364,401    | —            | —                    | —           | 3,518         | 183,912   |
| 12  | Non-operating revenue.....                       | 1,697,876  | —            | 351                  | 9,103       | 49,947        | 531,077   |
| 13  | Income from investments and permanent funds..... | 146,908    | —            | —                    | —           | 475           | 78,286    |
| 14  | Donations and bequests.....                      | 195,820    | —            | —                    | —           | —             | 120,466   |
| 15  | Education of patients.....                       | 54,907     | —            | —                    | 2,111       | 125           | 1,800     |
| 16  | Perquisites.....                                 | 829,897    | —            | —                    | —           | 43,057        | 167,503   |
| 17  | Other.....                                       | 470,344    | —            | 351                  | 6,992       | 6,290         | 163,022   |
| 18  | Not classified.....                              | 609,078    | —            | —                    | —           | —             | —         |

1. Does not include federal sanatoria.

FINANCES

La statistique financière présentée dans le rapport n'a trait qu'aux sanatoriums. A cause des difficultés de la comptabilité il est impossible d'obtenir des statistiques financières distinctes pour les annexes pour tuberculeux. La statistique financière des institutions pour tuberculeux du gouvernement fédéral ne sont pas accessibles. Compte tenu de ces restrictions<sup>1</sup>, les données financières sont complètes, sauf pour un sanatorium de l'Alberta, qui n'a pu déclarer que les recettes et les dépenses globales.

Les recettes globales de 1951 sont de \$25,991,636, soit \$3,698,968 ou 16.6 p. 100 de plus que les \$22,292,668 en 1950. Le tableau 10 donne le taux proportionnel de l'augmentation pour chaque année depuis 1951. Les chiffres de Terre-Neuve ont été éliminés des calculs de 1950 et 1951 dans le présent tableau, afin d'obtenir la comparabilité avec les années antérieures. On observera que des augmentations sont survenues dans chacune des années sauf 1944 et que, de 1946 à 1951, elles dépassent 10 p. 100. Le total de 1951 est de 319.8 p. 100 du total de 1941.

1. Les annexes pour tuberculeux et les sanatoriums fédéraux déclarent 1,347,167 jours de traitement en 1951, ce qui représente 22.5 p. 100 de tous les jours de traitement déclarés pour l'année par toutes les institutions pour tuberculeux. Le pourcentage correspondant de 1950 est 19.1.

TABLEAU 10. Revenu total, taux annuel d'augmentation, 1941-1951

| Année     | Revenu total <sup>1</sup> | Augmentation proportionnelle sur l'année précédente | Augmentation cumulative proportionnelle |
|-----------|---------------------------|---|---|
| 1941..... | \$ 7,859,462              | —   | —                                       |
| 1942..... | 8,145,841                 | 3.6   | 3.6                                     |
| 1943..... | 8,669,636                 | 6.4   | 10.3                                    |
| 1944..... | 8,604,637                 | -0.7  | 9.5                                     |
| 1945..... | 9,981,307                 | 3.9   | 27.0                                    |
| 1946..... | 11,301,611                | 13.2  | 43.8                                    |
| 1947..... | 13,594,708                | 12.0  | 73.0                                    |
| 1948..... | 16,918,198                | 24.4  | 115.3                                   |
| 1949..... | 18,901,359                | 11.7  | 140.5                                   |
| 1950..... | 21,499,235                | 13.7  | 173.5                                   |
| 1951..... | 25,133,413                | 16.9  | 219.8                                   |

1. A l'exclusion de Terre-Neuve.

Le tableau 11 offre des statistiques détaillées sur le revenu de 1951.

TABLEAU 11. Revenu des sanatoriums<sup>1</sup>, 1951

| Ontario                | Manitoba  | Saskatchewan | Alberta   | British Columbia |   | No. |
|------------------------|-----------|--------------|-----------|------------------|---|-----|
| \$                     | \$        | \$           | \$        | \$               |   |     |
| 7,947,991              | 1,410,209 | 1,873,694    | 1,263,638 | 2,913,239        | Total-Recettes.....                             | 1   |
| 6,925,099 <sup>1</sup> | 1,333,187 | 1,866,210    | 654,560   | 2,913,239        | Recettes de gestion.....                        | 2   |
| 6,750,911              | 1,330,404 | 1,866,210    | 654,560   | 2,913,239        | Malades hospitalisés.....                       | 3   |
| 237,743                | 24,650    | —            | —         | 99,530           | Malades payants.....                            | 4   |
| 1,060,218 <sup>2</sup> | 129,281   | 409,952      | 62,000    | 114,808          | Contrats:                                       |     |
| 121,348                | —         | —            | —         | —                | Gouvernement fédéral.....                       | 5   |
| —                      | 33,015    | 7,340        | 10,713    | —                | Indemnité ouvrière.....                         | 6   |
| —                      | —         | —            | —         | —                | Autres.....                                     | 7   |
| 5,320,386 <sup>3</sup> | 261,974   | 507,231      | 581,847   | 2,215,136        | Subventions:                                    |     |
| —                      | 837,992   | 930,125      | —         | 483,765          | Gouvernement provincial.....                    | 8   |
| 11,216                 | 43,492    | 11,562       | —         | —                | Gouvernement municipal.....                     | 9   |
| 174,188                | 2,783     | —            | —         | —                | Diverses.....                                   | 10  |
| 1,022,892 <sup>4</sup> | 77,022    | 7,484        | —         | —                | Malades externes.....                           | 11  |
| 59,470                 | 8,677     | —            | —         | —                | Recettes non de gestion.....                    | 12  |
| 71,238                 | 4,116     | —            | —         | —                | Intérêts sur placements et fonds permanent..... | 13  |
| 50,730                 | 141       | —            | —         | —                | Dons et legs.....                               | 14  |
| 560,509                | 58,828    | —            | —         | —                | Instruction des malades.....                    | 15  |
| 280,945                | 5,260     | 7,484        | —         | —                | Privilèges.....                                 | 16  |
| —                      | —         | —            | 609,078   | —                | Autres.....                                     | 17  |
| —                      | —         | —            | —         | —                | Non classé.....                                 | 18  |

1. Ne comprend pas les sanatoriums fédéraux.

Total expenditure in 1951 reached \$26,815,147, an increase of \$3,922,017 or 17.1 per cent over the 1950 figure of \$22,893,130 for all Canada. Excluding Newfoundland, the total was \$25,956,924, which is 334.8 per cent of the 1941 total of \$7,753,229. The percentage excess of expenditure over revenue

in the nine remaining provinces in 1951 was 3.3 per cent. All these figures continue trends or conditions noted in the 1950 report.

Table 12 shows details of expenditure during 1951.

TABLE 12. Expenditures of sanatoria<sup>1</sup>, 1951

| No. |  | Canada            | Newfoundland   | Prince Edward<br>Island | Nova<br>Scotia   | New<br>Brunswick | Québec           |
|-----|--|-------------------|----------------|-------------------------|------------------|------------------|------------------|
|     |  | \$                | \$             | \$                      | \$               | \$               | \$               |
| 1   | <b>Total</b> .....   | <b>26,815,147</b> | <b>858,223</b> | <b>305,191</b>          | <b>1,457,639</b> | <b>1,929,033</b> | <b>6,938,217</b> |
|     | Administration:  |                   |                |                         |                  |                  |                  |
| 2   | Salaries .....   | 1,123,869         | 26,521         | 8,761                   | 90,780           | 80,366           | 355,318          |
| 3   | Supplies .....   | 187,024           | —              | 1,006                   | 4,829            | 5,062            | 71,767           |
| 4   | Other .....  | 460,463           | 2,577          | 5,300                   | 8,331            | 50,854           | 110,966          |
|     | Professional care of patients:                             |                   |                |                         |                  |                  |                  |
| 5   | Salaries .....   | 6,089,887         | 138,498        | 85,977                  | 282,694          | 478,435          | 1,186,991        |
| 6   | Medical and surgical supplies .....                        | 735,569           | 61,242         | 18,752                  | 66,241           | 49,113           | 180,986          |
| 7   | X-ray supplies .....                                       | 160,741           | 7,907          | 5,053                   | 11,477           | 11,640           | 59,072           |
| 8   | Laboratory supplies .....                                  | 38,854            | —              | —                       | 805              | 1,880            | 12,855           |
| 9   | Other .....  | 529,745           | 7,966          | 10,598                  | 1,509            | 16,064           | 95,644           |
|     | Housekeeping:  |                   |                |                         |                  |                  |                  |
| 10  | Salaries and wages .....                                   | 1,460,810         | 38,308         | 6,114                   | 102,495          | 58,094           | 422,752          |
| 11  | Supplies .....   | 313,552           | 10,474         | 2,974                   | 36,139           | 34,750           | 103,607          |
| 12  | Other .....  | 110,557           | —              | 468                     | 2,039            | 5,418            | 33,567           |
|     | Dietary:   |                   |                |                         |                  |                  |                  |
| 13  | Salaries and wages .....                                   | 1,766,966         | 38,308         | 30,271                  | 92,255           | 105,468          | 322,790          |
| 14  | Supplies .....   | 5,488,552         | 287,327        | 75,860                  | 415,092          | 411,894          | 1,607,381        |
| 15  | Other .....  | 129,416           | —              | 347                     | 4,562            | 11,134           | 46,813           |
|     | Laundry and linen:   |                   |                |                         |                  |                  |                  |
| 16  | Salaries and wages .....                                   | 485,149           | —              | 7,296                   | 17,986           | 36,875           | 126,943          |
| 17  | Supplies .....   | 210,731           | —              | 4,061                   | 37,286           | 15,413           | 66,477           |
| 18  | Other .....  | 47,813            | 17,646         | 179                     | —                | 1,962            | 13,267           |
|     | Heating and lighting:                                      |                   |                |                         |                  |                  |                  |
| 19  | Salaries and wages .....                                   | 613,646           | 32,415         | 5,262                   | 54,385           | 61,302           | 128,060          |
| 20  | Light, power and water .....                               | 420,424           | 16,885         | 4,934                   | 40,954           | 38,543           | 129,427          |
| 21  | Fuel, ice, etc. ....                                       | 1,171,384         | 57,574         | 15,590                  | 74,731           | 101,873          | 310,203          |
| 22  | Other .....  | 77,410            | —              | 5,732                   | 5,352            | 7,430            | 11,335           |
|     | Maintenance of grounds, buildings and equipment:           |                   |                |                         |                  |                  |                  |
| 23  | Salaries and wages .....                                   | 704,387           | 20,627         | 4,507                   | 47,043           | 56,495           | 197,677          |
| 24  | Supplies .....   | 474,689           | 35,848         | 2,552                   | 51,974           | 33,150           | 162,174          |
| 25  | Other .....  | 291,214           | 58,100         | 3,597                   | 3,669            | 25,442           | 66,318           |
| 26  | Depreciation on furniture and equipment <sup>2</sup> ..... | 1,024,282         | —              | —                       | 1,343            | 119,450          | 489,979          |
| 27  | Occupational therapy and patients' education .....         | 301,936           | —              | —                       | 2,111            | 10,989           | 8,294            |
| 28  | Out-patient department .....                               | 815,423           | —              | —                       | 1,557            | —                | 307,553          |
| 29  | Other expenditures .....                                   | 971,576           | —              | —                       | —                | 99,937           | 310,001          |
| 30  | Not classified .....                                       | 609,078           | —              | —                       | —                | —                | —                |

1. Does not include federal sanatoria.

2. Includes depreciation on buildings in some instances.



Les dépenses totales en 1951 atteignent \$26,815,147, soit \$3,922,017 ou 17.1 p. 100 de plus qu'en 1950 alors que le total était de \$22,893,130 pour le Canada entier. A l'exclusion de Terre-Neuve, le total est de \$25,956,924 ou 334.8 p. 100 du total de \$7,753,229 de 1941. Le pourcentage de l'excédent des

dépenses sur les recettes des neuf autres provinces en 1951 est de 3.3 p. 100. Tous ces chiffres continuent la courbe ou les conditions observées dans le rapport de 1950.

Le tableau 12 donne le détail des dépenses de 1951.

TABLEAU 12. Dépenses des sanatoriums<sup>1</sup>, 1951

| Ontario   | Manitoba  | Saskatchewan | Alberta   | British Columbia |  | No |
|-----------|-----------|--------------|-----------|------------------|--|----|
| \$        | \$        | \$           | \$        | \$               |  |    |
| 7,821,315 | 1,462,862 | 1,865,787    | 1,263,639 | 2,913,241        | <b>Total</b> .....   | 1  |
|           |           |              |           |                  | <b>Administration:</b>   |    |
| 317,957   | 62,911    | 61,493       | 31,335    | 88,427           | Salaires .....   | 2  |
| 45,638    | 5,246     | 9,248        | 2,237     | 41,991           | Fournitures .....  | 3  |
| 151,196   | 27,872    | 72,268       | 18,886    | 12,213           | Autres .....   | 4  |
|           |           |              |           |                  | <b>Soins professionnels aux malades:</b>                       |    |
| 2,107,543 | 338,660   | 507,765      | 201,698   | 761,626          | Salaires .....   | 5  |
| 210,620   | 35,105    | 40,209       | 14,535    | 58,766           | Fournitures médicales et chirurgicales .....                   | 6  |
| 37,552    | 6,732     | 11,305       | 2,099     | 7,904            | Fournitures de radiologie .....                                | 7  |
| 15,578    | 1,761     | 3,341        | —         | 2,634            | Fournitures de laboratoire .....                               | 8  |
| 191,995   | 2,091     | 148,027      | 6,488     | 49,363           | Autres .....   | 9  |
|           |           |              |           |                  | <b>Entretien ménager:</b>                                      |    |
| 417,193   | 90,101    | 44,231       | 73,218    | 208,304          | Traitements et salaires .....                                  | 10 |
| 36,029    | 15,062    | 18,877       | 8,993     | 46,647           | Fournitures .....  | 11 |
| 24,228    | 277       | 12,372       | 10,474    | 21,714           | Autres .....   | 12 |
|           |           |              |           |                  | <b>Diététique:</b>   |    |
| 625,900   | 70,452    | 202,147      | 53,860    | 225,515          | Traitements et salaires .....                                  | 13 |
| 1,582,344 | 291,889   | 308,004      | 113,417   | 395,344          | Fournitures .....  | 14 |
| 52,333    | 529       | 7,872        | 5,828     | —                | Autres .....   | 15 |
|           |           |              |           |                  | <b>Buanderie et lingerie:</b>                                  |    |
| 146,635   | 33,113    | 54,250       | 13,962    | 48,089           | Traitements et salaires .....                                  | 16 |
| 22,370    | 11,352    | 12,194       | 626       | 40,952           | Fournitures .....  | 17 |
| 11,534    | 2,718     | —            | 507       | —                | Autres .....   | 18 |
|           |           |              |           |                  | <b>Chauffage et éclairage:</b>                                 |    |
| 223,890   | 38,758    | 69,574       | —         | —                | Traitements et salaires .....                                  | 19 |
| 92,126    | 19,890    | 34,818       | —         | 42,847           | Éclairage, énergie et eau .....                                | 20 |
| 367,548   | 51,075    | 71,693       | 49,328    | 71,769           | Combustible, glace, etc. ....                                  | 21 |
| 15,722    | 1,941     | 29,898       | —         | —                | Autres .....   | 22 |
|           |           |              |           |                  | <b>Entretien-terrains, immeubles et équipement:</b>            |    |
| 197,919   | 54,598    | 39,331       | 26,555    | 59,835           | Traitements et salaires .....                                  | 23 |
| 102,367   | 61,656    | 5,768        | 6,311     | 12,889           | Fournitures .....  | 24 |
| 73,440    | 25,285    | 18,747       | 14,206    | 4,410            | Autres .....   | 25 |
| 283,878   | 69,632    | 60,000       | —         | —                | Dépréciation du mobilier et de l'équipement <sup>2</sup> ..... | 26 |
| 260,704   | 1,114     | 6,225        | —         | 12,499           | Thérapie professionnelle éducation des malades .....           | 27 |
| 200,811   | 3,838     | —            | —         | 301,664          | Dispensaire .....  | 28 |
| 6,265     | 139,204   | 18,130       | —         | 398,039          | Autres dépenses .....  | 29 |
| —         | —         | —            | 609,078   | —                | Non classé .....   | 30 |

1. Ne comprend pas les sanatoriums fédéraux.  
 2. Comprend la dépréciation des édifices dans certains cas.

Total expenditures amounted to \$26,815,147 of which 45.7 per cent or \$12,244,714 was for salaries compared with 46.5 per cent in 1950<sup>1</sup>.

Table 13 shows type of expenditure by province. In eight provinces, salaries are the largest of the listed expense items, supplies being second. In Newfoundland and Nova Scotia the reverse was the case. In all Canada, these two types of expenditure—salaries and supplies—accounted for 80.0 per cent of all expenditures in 1951, compared with 80.4 per cent in 1950. The actual total paid in salaries rose 15.1 per cent in the later year; the cost of supplies by 18.5 per cent.

1. This does not necessarily represent a decrease, since one institution, accounting for 2.4 per cent of total expenditure, did not classify its expenditures for 1951. When total expenditures for this institution are deleted, the percentage expended on salaries in 1951 becomes 46.7, which represents a slight increase.

Les dépenses totales s'élevaient à \$26,815,147 dont 45.7 p. 100 ou \$12,244,714 sont consacrés aux salaires, contre 46.5 p. 100 en 1950<sup>1</sup>.

Le tableau 13 décrit le genre de dépenses par province. Dans huit provinces, les salaires sont le plus important des chefs de dépenses énumérés, suivis des fournitures. A Terre-Neuve et en Nouvelle-Écosse, c'est le contraire qui se produit. Au Canada, ces deux catégories de dépenses—salaires et fournitures—sont comptables de 80.0 p. 100 de toutes les dépenses en 1951 au regard de 80.4 p. 100 en 1950. Le total réel payé en salaires augmente de 15.1 p. 100 au cours de cette dernière année et le coût des fournitures, de 18.5 p. 100.

1. Cela ne représente pas nécessairement une diminution, étant donné qu'une institution, qui déclare 2.4 p. 100 de toutes les dépenses, n'a pas ventilé ses dépenses pour 1951. Lorsque les dépenses totales de cette institutions sont éliminées, le pourcentage consacré aux salaires en 1951 est porté à 46.7 et représente une légère augmentation.

TABLE 13. Expenditures by type<sup>1</sup>, 1951.

TABLEAU 13. Dépenses par catégorie<sup>1</sup>, 1951

| Province                   | Total               | Salaries<br>—<br>Salaires | Supplies<br>—<br>Fournitures | Depreciation on<br>furniture and<br>equipment <sup>2</sup><br>—<br>Dépréciation<br>du mobilier et<br>de l'équipement <sup>2</sup> | Other<br>—<br>Autres | Not<br>classified<br>—<br>Non classé |
|----------------------------|---------------------|---------------------------|------------------------------|---|----------------------|--------------------------------------|
| <b>Canada</b> .....        | <b>\$26,815,147</b> | <b>\$12,244,714</b>       | <b>\$9,201,520</b>           | <b>\$1,024,282</b>  | <b>\$3,735,553</b>   | <b>\$609,078</b>                     |
| Newfoundland .....         | 858,223             | 294,877                   | 477,257                      | —   | 86,289               | —                                    |
| Prince Edward Island ..... | 305,191             | 148,188                   | 130,782                      | —   | 26,221               | —                                    |
| Nova Scotia .....          | 1,457,639           | 687,638                   | 739,528                      | 1,343   | 29,130               | —                                    |
| New Brunswick .....        | 1,929,033           | 877,035                   | 703,318                      | 119,450   | 229,230              | —                                    |
| Québec .....               | 6,938,217           | 2,740,531                 | 2,703,949                    | 489,979   | 1,003,758            | —                                    |
| Ontario .....              | 7,821,315           | 4,037,037                 | 2,512,172                    | 283,878   | 988,228              | —                                    |
| Manitoba .....             | 1,462,862           | 688,593                   | 499,768                      | 69,632  | 204,869              | —                                    |
| Saskatchewan .....         | 1,865,787           | 978,791                   | 515,457                      | 60,000  | 311,539              | —                                    |
| Alberta .....              | 1,263,639           | 400,628                   | 197,546                      | —   | 56,387               | 609,078                              |
| British Columbia .....     | 2,913,241           | 1,391,596                 | 721,743                      | —   | 799,902              | —                                    |

1. Does not include federal sanatoria. — Ne comprend pas les sanatoriums fédéraux.

2. Includes depreciation on buildings in some instances. — Comprend la dépréciation des édifices dans certains cas.

Of the various departments, professional care of patients continued to be the most expensive, requiring \$7,554,796 or 28.2 per cent of total expenditures in 1951. This was an increase, in terms of dollars, of 15.9 per cent over the \$6,517,554 needed in 1950, although this department required a slightly greater proportion (28.5 per cent) of the total funds expended that year. Costs of the dietary department, a close second in this respect in both years, increased by \$1,160,984 or 18.7 per cent from \$6,223,950 in 1950 to \$7,384,934 in 1951. Table 14 gives provincial details of these figures for 1951.

Des divers départements, celui des soins professionnels donnés aux malades demeure le plus dispendieux; il réclame \$7,554,796 ou 28.2 p. 100 de toutes les dépenses en 1951. Cela représente une augmentation, en dollars, de 15.9 p. 100 sur les \$6,517,554 exigés en 1950, bien que ce département ait absorbé une proportion légèrement plus élevée (28.5 p. 100) de toutes les sommes dépensées durant cette année-là. Les frais de diététique, qui suivent de près pour les deux années, augmentent de \$1,160,984 ou 18.7 p. 100, passant de \$6,223,950 en 1950 à \$7,384,934 en 1951. Le tableau 14 donne le détail provincial de ces chiffres pour 1951.

TABLE 14. Expenditures by department<sup>1</sup>, 1951.

TABLEAU 14. Dépenses par département<sup>1</sup>, 1951

| Province                   | Total               | Administration     | Profes-<br>sional<br>care<br>of patients<br>—<br>Soins profes-<br>sionnels aux<br>malades | House-<br>keeping,<br>laundry<br>and linen<br>—<br>Entretien<br>ménager,<br>buanderie<br>et lingerie | Dietary<br>—<br>Diététique | Laundry<br>and linen<br>—<br>Buanderie et<br>lingerie |
|----------------------------|---------------------|--------------------|---|--|----------------------------|---|
| <b>Canada</b> .....        | <b>\$26,815,147</b> | <b>\$1,771,356</b> | <b>\$7,554,796</b>  | <b>\$1,884,919</b>   | <b>\$7,384,934</b>         | <b>\$743,693</b>                                      |
| Newfoundland .....         | 858,223             | 29,098             | 215,613   | 48,782   | 325,635                    | 17,646  |
| Prince Edward Island ..... | 305,191             | 15,067             | 120,380   | 9,556  | 106,478                    | 11,536  |
| Nova Scotia .....          | 1,457,639           | 103,940            | 362,726   | 140,673  | 511,909                    | 55,272  |
| New Brunswick .....        | 1,929,033           | 136,282            | 557,132   | 98,262   | 528,496                    | 54,250  |
| Québec .....               | 6,938,217           | 538,051            | 1,535,548   | 559,926  | 1,976,984                  | 206,687   |
| Ontario .....              | 7,821,315           | 514,791            | 2,563,288   | 477,450  | 2,260,577                  | 180,539   |
| Manitoba .....             | 1,462,862           | 96,029             | 384,349   | 105,440  | 362,870                    | 47,183  |
| Saskatchewan .....         | 1,865,787           | 143,009            | 710,647   | 75,480   | 518,023                    | 66,444  |
| Alberta .....              | 1,263,639           | 52,458             | 224,820   | 92,685   | 173,103                    | 15,095  |
| British Columbia .....     | 2,913,241           | 142,631            | 880,293   | 276,665  | 620,859                    | 89,041  |

TABLE 14. Expenditures by department<sup>1</sup>, 1951. - Concluded

TABLEAU 14. Dépenses par département<sup>1</sup>, 1951 - fin

| Province                   | Heating and lighting<br>—<br>Chauffage et éclairage | Maintenance of grounds, buildings and equipment<br>—<br>Entretien-terrain immeubles et équipement | Depreciation on furniture and equipment <sup>2</sup><br>—<br>Dépréciation du mobilier et de l'équipement <sup>2</sup> | Out-patient department<br>—<br>Dispensaire | Other<br>—<br>Autres | Not classified<br>—<br>Non classé |
|----------------------------|---|---|---|--|----------------------|-----------------------------------|
| Canada .....               | \$2, 282, 864                                       | \$1, 470, 290   | \$1, 024, 282   | \$815, 423                                 | \$1, 273, 512        | \$609, 078                        |
| Newfoundland.....          | 106, 874  | 114, 575  | —   | —  | —                    | —                                 |
| Prince Edward Island ..... | 31, 518   | 10, 656   | —   | —  | —                    | —                                 |
| Nova Scotia .....          | 175, 422  | 102, 686  | 1, 343  | 1, 557                                     | 2, 111               | —                                 |
| New Brunswick .....        | 209, 148  | 115, 087  | 119, 450  | —  | 110, 926             | —                                 |
| Québec .....               | 579, 025  | 426, 169  | 489, 979  | 307, 553                                   | 318, 295             | —                                 |
| Ontario .....              | 669, 286  | 373, 726  | 283, 878  | 200, 811                                   | 266, 969             | —                                 |
| Manitoba .....             | 111, 664  | 141, 539  | 69, 832   | 3, 838                                     | 140, 318             | —                                 |
| Saskatchewan .....         | 205, 983  | 61, 846   | 60, 000   | —  | 24, 355              | —                                 |
| Alberta .....              | 49, 328   | 47, 072   | —   | —  | —                    | 609, 078                          |
| British Columbia .....     | 114, 616  | 76, 934   | —   | 301, 664                                   | 410, 538             | —                                 |

1. Does not include federal sanatoria. - Ne comprend pas les sanatoriums fédéraux.
2. Includes depreciation on buildings in some instances. - Comprend la dépréciation des édifices dans certains cas.

Figure 1 shows the distribution of revenues by source and of expenditures by application for non-federal sanatoria during 1951, measured in terms of percentages. A portion of the "other and unspecified" items in the chart represents a single institution in the province of Alberta which was not able to itemize its financial statement.

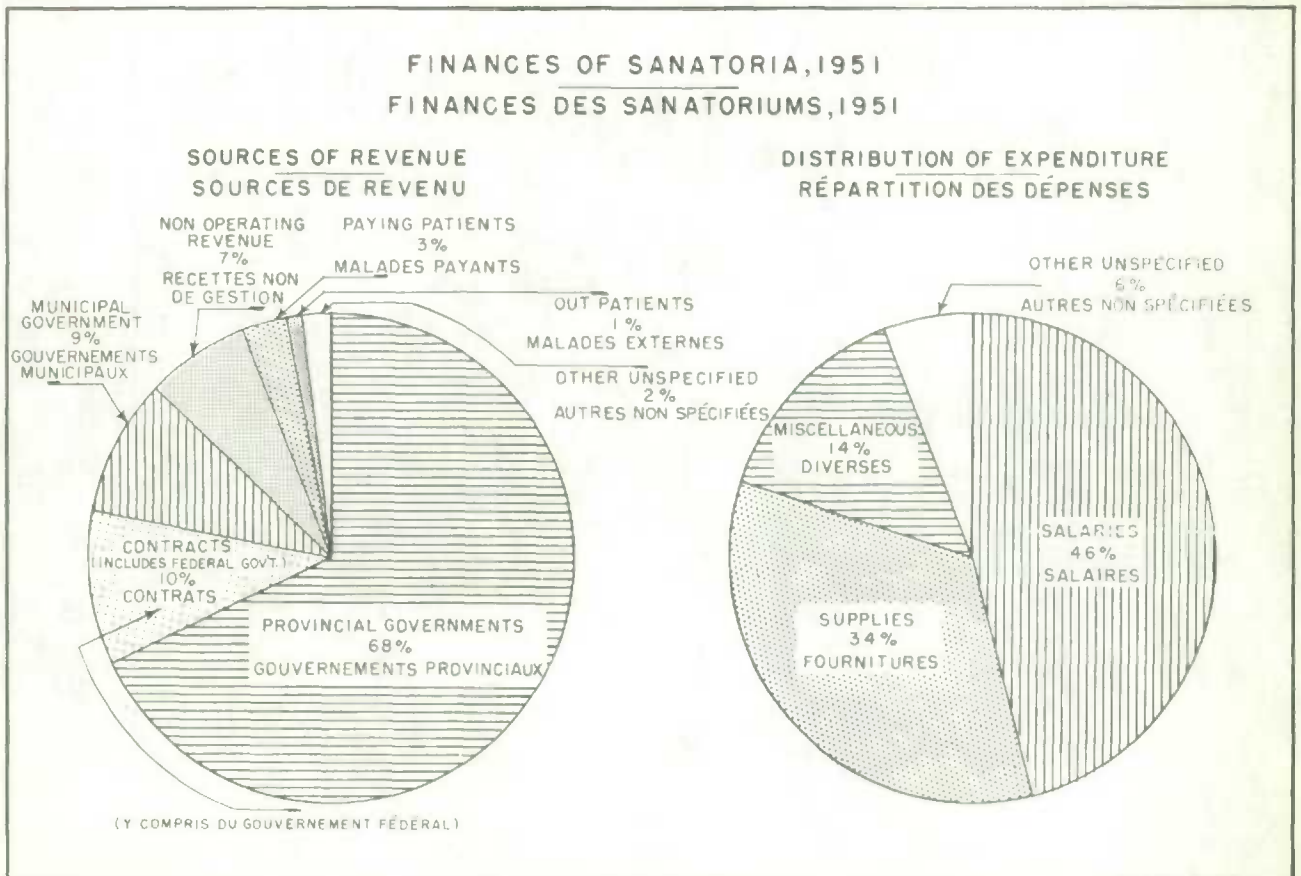
Le graphique 1 donne la répartition en pourcentage des recettes selon la source et des dépenses d'après l'objet, pour les sanatoriums non fédéraux, en 1951. Une partie des articles "autres et non spécifiés" du graphique représente une seule institution de la province d'Alberta, qui n'a pu détailler son état financier.

Notable in figure 1 are the high proportion of revenue coming from provincial governments and the small fraction paid by patients themselves.


A remarquer dans le graphique 1 la proportion élevée des recettes provenant des gouvernements provinciaux et la petite fraction payée par les malades eux-mêmes.

FIGURE - I

GRAPHIQUE - I







**MOVEMENT OF PATIENTS**  

---

**MOUVEMENT DES MALADES**

**Movements of patients: General**

Tuberculosis institutions which had adopted the statistical reporting card system accounted for 17,938 out of the total of 20,791 admissions reported by all tuberculosis institutions, representing a coverage rate of 86.3 per cent of admissions. This is a slight increase over the 85.9 per cent reported for 1950. In terms of number of beds, coverage extended to institutions containing 89.0 per cent of the tuberculosis beds in Canada. Three provinces, Prince Edward Island, New Brunswick, and Alberta were 100 per cent covered, and five of the remaining provinces reported for more than 90 per cent of the total beds. The exceptions were Newfoundland (52.3 per cent) and Nova Scotia (60.5 per cent), and also the North West Territories, (nil). The total coverage rate for the ten provinces only was 90.5.

The portion of the report which follows is based on information supplied on statistical reporting cards, and any conclusions drawn are necessarily limited by the incompleteness of coverage.

Table 15 presents data regarding patient movement to and from the institutions, by sex and type of movement. The male:female ratio of patients in residence during the year increased from 109.6:100 on January 1 to 112.6:100 on December 31. First admissions numbered 10,348, being 57.7 per cent of total of 17,938 admissions—somewhat less than in 1950, when 59.7 per cent of total admissions had been admitted for the first time. The corresponding percentage for readmissions in 1951 was 25.4, also a slight decrease from the 26.1 recorded in 1950. Transfers in, reviews, and births all showed increases in the later year.

The downward trend in the relative proportion of first admissions to readmissions continued at a reduced rate in 1951. In 1945, first admissions accounted for 76.7 per cent of direct admissions; in 1950 for 69.5 per cent; and in 1951 for 69.4 per cent.

The decline in the male:female ratio among readmissions, illustrated on page 28 of the 1950 report, continued in 1951. The ratio among readmissions continued to be higher than that for first admissions, being 124.0:100, but this was the lowest rate recorded since 1944. Among first admissions the male:female ratio, at 106.1:100 in 1951, was slightly higher than one year previously.

Among separations, reviews are now shown separately for the first time. In previous reports they were grouped with discharges. Discharges plus reviews in 1951 were more numerous than discharges including reviews in 1950. Transfers out were more numerous and deaths increased by 0.7 per cent.

Patients in residence increased during the year in all provinces except Ontario, Manitoba, Saskatchewan, and British Columbia. First admissions, however, were fewer in 1951 than in 1950 in Nova Scotia, New Brunswick, Ontario, Manitoba, Saskatchewan, Alberta and British Columbia. Six provinces showed excesses of male over female first admissions. In Newfoundland, the sexes were equal in numbers, and in Prince Edward Island, Manitoba and Saskatchewan there were excesses of females.

**Mouvement des malades: Renseignements généraux**

Les institutions pour tuberculeux qui ont adopté le système de fiches de rapport statistique comptent 17,938 des 20,791 admissions déclarées par toutes les institutions pour tuberculeux, soit 86.3 p. 100 de toutes les admissions. Cela représente une légère augmentation sur les 85.9 p. 100 de 1950. Les institutions auxquelles s'étend le système de fiches comptent 89.0 p. 100 des lits pour tuberculeux au Canada. Dans trois provinces, l'Île-du-Prince-Édouard, le Nouveau-Brunswick et l'Alberta, elles en comptent 100 p. 100 et, dans cinq des autres, plus de 90 p. 100. Les exceptions sont: Terre-Neuve (52.3 p. 100) et la Nouvelle-Écosse (60.5 p. 100), ainsi que les Territoires du Nord-Ouest (néant). Le taux général pour les dix provinces n'est que de 90.5.

La partie suivante du rapport est fondée sur les renseignements fournis par fiches et toutes les conclusions qui peuvent en être tirées sont nécessairement restreintes par la portée incomplète du système.

Le tableau 15 présente des données sur le mouvement d'entrée et de sortie des malades dans les institutions par sexe et nature du mouvement. La proportion d'hommes hospitalisés par rapport aux femmes passe de 109.6:100 le 1<sup>er</sup> janvier à 112.6:100 au 31 décembre. Les premières admissions se chiffrent par 10,348 ou 57.7 p. 100 du total de 17,938 admissions, soit un peu moins qu'en 1950 alors que 59.7 p. 100 de tous les malades étaient admis pour la première fois. Le pourcentage correspondant des réadmissions de 1951 est 25.4 et représente également une légère diminution sur le 26.1 obtenu en 1950. Les cas d'admission transférés, les cas revus et les naissances indiquent tous des augmentations au cours de cette dernière année.

La courbe descendante de la proportion relative des premières admissions par rapport aux réadmissions se poursuit à un rythme moins accéléré en 1951. En 1945, les premières admissions comprenaient 76.7 p. 100 des admissions directes; en 1950, 69.4 p. 100; et, en 1951, 68.4 p. 100.

La diminution de la proportion d'hommes réadmis par rapport aux femmes, illustrée à la page 28 du rapport de 1950, persiste en 1951. Cette proportion, parmi les réadmissions, demeure plus élevée que parmi les premières admissions, soit 124.0:100, mais c'est le taux le plus bas enregistré depuis 1944. Parmi les premières admissions, la proportion de 106.1:100 en 1951, est légèrement plus élevée que celle de l'année précédente.

Parmi les séparations, les cas revus sont maintenant indiqués séparément pour la première fois. Dans les rapports antérieurs, ils étaient groupés avec les sorties. Les sorties plus les cas revus en 1951 sont plus nombreux que les sorties y compris les cas revus en 1950. Les transferts à d'autres institutions sont plus nombreux et les décès augmentent de 0.7 p. 100.

Le nombre de malades hospitalisés augmente durant l'année dans toutes les provinces excepté l'Ontario, le Manitoba, la Saskatchewan et la Colombie-Britannique. Les premières admissions sont cependant moins nombreuses en 1951 qu'en 1950 en Nouvelle-Écosse, au Nouveau-Brunswick, en Ontario, au Manitoba, en Saskatchewan, en Alberta et en Colombie-Britannique. Six provinces signalent un plus grand nombre d'hommes admis pour la première fois que de femmes. A Terre-Neuve, le nombre des uns et des autres est égal et, dans l'Île-du-Prince-Édouard, au Manitoba et en Saskatchewan, les femmes sont plus nombreuses.



TABLE 15. Movement of patients, 1951  
TABLEAU 15. Mouvement des malades, 1951

| Institution                         | Patients in residence January 1, 1951<br>Malades hospitalisés, 1 <sup>er</sup> janvier 1951 | Admissions               |   |                                    |                                     |                              |                            | Total under care, 1951<br>Malades soignés 1951 | Séparations              |                            |                                    |                              |                      | Patients in residence December 31, 1951<br>Malades hospitalisés, 31 décembre 1951 |
|-------------------------------------|---|--------------------------|---|------------------------------------|-------------------------------------|------------------------------|----------------------------|--|--------------------------|----------------------------|------------------------------------|------------------------------|----------------------|---|
|                                     |   | Total                    | First admissions<br>—<br>Premières admissions | Reviews<br>—<br>Revus <sup>1</sup> | Re-admissions<br>—<br>Ré-admissions | Transfers<br>—<br>Transferts | Births<br>—<br>Nais-sances |  | Total                    | Discharges<br>—<br>Sorties | Reviews<br>—<br>Revus <sup>1</sup> | Transfers<br>—<br>Transferts | Deaths<br>—<br>Décès |   |
| <b>CANADA</b>                       | T. 14,938<br>M. 7,812<br>F. 7,126   | 17,938<br>9,679<br>8,259 | 10,346<br>5,326<br>5,020                      | 992<br>740<br>252                  | 4,553<br>2,520<br>2,033             | 2,013<br>1,078<br>935        | 34<br>15<br>19             | 32,876<br>17,491<br>15,385                     | 17,786<br>9,499<br>8,287 | 13,046<br>6,673<br>6,373   | 990<br>739<br>251                  | 2,177<br>1,141<br>1,036      | 1,573<br>946<br>627  | 15,090<br>7,992<br>7,098  |
| <b>Newfoundland</b>                 | T. 372<br>M. 172<br>F. 200  | 295<br>148<br>147        | 238<br>119<br>119                             | 1<br>—<br>1                        | 55<br>29<br>26                      | 1<br>—<br>1                  | —<br>—<br>—                | 667<br>320<br>347                              | 258<br>105<br>153        | 221<br>89<br>132           | —<br>—<br>—                        | —<br>—<br>—                  | 37<br>16<br>21       | 409<br>213<br>194   |
| <b>Prince Edward Island</b>         | T. 145<br>M. 70<br>F. 75  | 180<br>86<br>94          | 120<br>57<br>63                               | 1<br>—<br>1                        | 59<br>29<br>30                      | —<br>—<br>—                  | —<br>—<br>—                | 325<br>156<br>169                              | 179<br>94<br>85          | 167<br>88<br>79            | 1<br>—<br>1                        | —<br>—<br>—                  | 11<br>6<br>5         | 146<br>62<br>84   |
| <b>Nova Scotia</b>                  | T. 611<br>M. 306<br>F. 305  | 767<br>416<br>351        | 334<br>176<br>158                             | 7<br>7<br>—                        | 321<br>173<br>148                   | 105<br>60<br>45              | —<br>—<br>—                | 1,378<br>722<br>656                            | 728<br>396<br>332        | 550<br>279<br>271          | 7<br>7<br>—                        | 117<br>77<br>40              | 54<br>33<br>21       | 650<br>326<br>324   |
| Highland View Hospital              | T. 14<br>M. 7<br>F. 7   | 35<br>15<br>20           | 20<br>9<br>11                                 | —<br>—<br>—                        | 15<br>6<br>9                        | —<br>—<br>—                  | —<br>—<br>—                | 49<br>22<br>27                                 | 37<br>18<br>19           | 28<br>11<br>17             | —<br>—<br>—                        | 6<br>4<br>2                  | 3<br>3<br>—          | 12<br>4<br>8  |
| St. Martha's Hospital               | T. 44<br>M. 18<br>F. 26   | 73<br>40<br>33           | 44<br>25<br>19                                | —<br>—<br>—                        | 20<br>12<br>8                       | 9<br>3<br>6                  | —<br>—<br>—                | 117<br>58<br>59                                | 70<br>34<br>36           | 40<br>19<br>21             | —<br>—<br>—                        | 19<br>9<br>10                | 11<br>6<br>5         | 47<br>24<br>23  |
| Glace Bay General Hospital          | T. 22<br>M. 12<br>F. 10   | 60<br>36<br>24           | 32<br>16<br>16                                | —<br>—<br>—                        | 27<br>19<br>8                       | 1<br>1<br>—                  | —<br>—<br>—                | 82<br>48<br>34                                 | 40<br>23<br>17           | 27<br>15<br>12             | —<br>—<br>—                        | 11<br>6<br>5                 | 2<br>2<br>—          | 42<br>25<br>17  |
| St. Joseph's Hospital               | T. 32<br>M. 14<br>F. 18   | 94<br>58<br>36           | 49<br>29<br>20                                | —<br>—<br>—                        | 41<br>26<br>15                      | 4<br>3<br>1                  | —<br>—<br>—                | 126<br>72<br>54                                | 83<br>51<br>32           | 62<br>38<br>24             | —<br>—<br>—                        | 16<br>10<br>6                | 5<br>3<br>2          | 43<br>21<br>22  |
| Halifax Tuberculosis Hospital       | T. 113<br>M. 56<br>F. 57  | 158<br>71<br>87          | 87<br>39<br>48                                | 4<br>4<br>—                        | 63<br>25<br>38                      | 4<br>3<br>1                  | —<br>—<br>—                | 271<br>127<br>144                              | 150<br>73<br>77          | 127<br>57<br>70            | 4<br>4<br>—                        | 8<br>7<br>1                  | 11<br>5<br>6         | 121<br>54<br>67   |
| St. Mary's Hospital                 | T. —<br>M. —<br>F. —  | 1<br>1<br>1              | 1<br>1<br>1                                   | —<br>—<br>—                        | —<br>—<br>—                         | —<br>—<br>—                  | —<br>—<br>—                | 1<br>1<br>—                                    | —<br>—<br>—              | —<br>—<br>—                | —<br>—<br>—                        | —<br>—<br>—                  | —<br>—<br>—          | 1<br>1<br>—   |
| Nova Scotia Sanatorium              | T. 362<br>M. 190<br>F. 172  | 279<br>153<br>126        | 48<br>25<br>23                                | 3<br>3<br>—                        | 141<br>75<br>66                     | 87<br>50<br>37               | —<br>—<br>—                | 641<br>343<br>298                              | 288<br>164<br>124        | 232<br>120<br>112          | 3<br>3<br>—                        | 37<br>29<br>8                | 16<br>12<br>4        | 353<br>179<br>174   |
| City of Sydney Hospital             | T. 24<br>M. 9<br>F. 15  | 67<br>43<br>24           | 53<br>33<br>20                                | —<br>—<br>—                        | 14<br>10<br>4                       | —<br>—<br>—                  | —<br>—<br>—                | 91<br>52<br>39                                 | 60<br>33<br>27           | 34<br>19<br>15             | —<br>—<br>—                        | 20<br>12<br>8                | 6<br>2<br>4          | 31<br>19<br>12  |
| <b>New Brunswick</b>                | T. 804<br>M. 406<br>F. 399  | 1,556<br>994<br>562      | 548<br>240<br>308                             | 542<br>513<br>29                   | 324<br>163<br>161                   | 142<br>78<br>64              | —<br>—<br>—                | 2,360<br>1,399<br>961                          | 1,521<br>992<br>529      | 743<br>367<br>376          | 541<br>512<br>29                   | 167<br>83<br>84              | 70<br>30<br>40       | 839<br>407<br>432   |
| Saint John Tuberculosis Hospital    | T. 235<br>M. 118<br>F. 117  | 300<br>141<br>159        | 176<br>83<br>93                               | —<br>—<br>—                        | 77<br>36<br>41                      | 47<br>22<br>25               | —<br>—<br>—                | 535<br>259<br>276                              | 296<br>145<br>151        | 192<br>90<br>102           | —<br>—<br>—                        | 85<br>49<br>36               | 19<br>6<br>13        | 239<br>114<br>125   |
| Moncton Tuberculosis Hospital       | T. 124<br>M. 49<br>F. 75  | 155<br>62<br>93          | 76<br>34<br>42                                | 13<br>9<br>4                       | 52<br>15<br>37                      | 14<br>4<br>10                | —<br>—<br>—                | 279<br>111<br>168                              | 167<br>68<br>99          | 137<br>54<br>83            | 13<br>9<br>4                       | 12<br>4<br>8                 | 5<br>1<br>4          | 112<br>43<br>69   |
| Sanatorium St-Joseph                | T. 131<br>M. 55<br>F. 76  | 150<br>69<br>81          | 97<br>39<br>58                                | 2<br>1<br>1                        | 36<br>19<br>17                      | 15<br>10<br>5                | —<br>—<br>—                | 281<br>124<br>157                              | 158<br>68<br>90          | 124<br>56<br>68            | 2<br>1<br>1                        | 17<br>6<br>11                | 15<br>5<br>10        | 123<br>56<br>67   |
| Jordan Memorial Sanatorium          | T. 147<br>M. 74<br>F. 73  | 139<br>62<br>77          | 82<br>33<br>49                                | —<br>—<br>—                        | 52<br>27<br>25                      | 5<br>2<br>3                  | —<br>—<br>—                | 286<br>136<br>150                              | 152<br>72<br>80          | 104<br>48<br>56            | —<br>—<br>—                        | 34<br>16<br>18               | 14<br>8<br>6         | 134<br>64<br>70   |
| Sanatorium Notre-Dame-de-Lourdes    | T. 104<br>M. 47<br>F. 57  | 212<br>86<br>124         | 102<br>38<br>64                               | 1<br>1<br>—                        | 73<br>33<br>40                      | 36<br>16<br>20               | —<br>—<br>—                | 316<br>135<br>181                              | 139<br>58<br>81          | 114<br>50<br>64            | 1<br>1<br>—                        | 12<br>2<br>10                | 12<br>5<br>7         | 177<br>77<br>100  |
| Lancaster Hospital                  | T. 63<br>M. 62<br>F. 1  | 600<br>572<br>28         | 15<br>13<br>2                                 | 526<br>502<br>24                   | 34<br>33<br>1                       | 25<br>24<br>1                | —<br>—<br>—                | 663<br>634<br>29                               | 609<br>581<br>28         | 72<br>69<br>3              | 525<br>501<br>24                   | 7<br>6<br>1                  | 5<br>5<br>—          | 54<br>53<br>1   |
| <b>Québec</b>                       | T. 4,791<br>M. 2,406<br>F. 2,385  | 6,426<br>3,262<br>3,164  | 4,286<br>2,074<br>2,212                       | 159<br>124<br>35                   | 1,331<br>732<br>599                 | 646<br>330<br>316            | 4<br>2<br>2                | 11,217<br>5,668<br>5,549                       | 6,266<br>3,173<br>3,093  | 4,697<br>2,290<br>2,407    | 159<br>124<br>35                   | 831<br>429<br>402            | 579<br>330<br>249    | 4,951<br>2,495<br>2,456   |
| Hôpital St-Joseph (Beauville-Ouest) | T. 18<br>M. 8<br>F. 10  | 30<br>10<br>20           | 30<br>10<br>20                                | —<br>—<br>—                        | —<br>—<br>—                         | —<br>—<br>—                  | —<br>—<br>—                | 48<br>18<br>30                                 | 42<br>17<br>25           | 35<br>16<br>19             | —<br>—<br>—                        | 5<br>1<br>4                  | 2<br>—<br>2          | 6<br>1<br>5   |
| Hôpital Notre-Dame-de-la-Garde      | T. 27<br>M. 13<br>F. 14   | 11<br>5<br>6             | 10<br>4<br>6                                  | —<br>—<br>—                        | 1<br>1<br>—                         | —<br>—<br>—                  | —<br>—<br>—                | 38<br>18<br>20                                 | 38<br>18<br>20           | 18<br>7<br>11              | —<br>—<br>—                        | 17<br>11<br>6                | 3<br>—<br>3          | —<br>—<br>—   |

1. Reviews are included in this table but not in any subsequent portion of the report. — Les cas revus sont compris dans le présent tableau mais dans aucune autre partie du rapport.

## TUBERCULOSIS INSTITUTIONS

TABLE 15. Movement of patients, 1951 - Continued

TABLEAU 15. Mouvement des malades, 1951 - suite

| Institutions  | Patients in residence January 1, 1951<br>—<br>Malades hospitalisés, 1 <sup>er</sup> janvier 1951 | Admissions |   |                                    |                                     |                              |                                | Total under care, 1951<br>—<br>Malades soignés 1951 | Séparations |                            |                      |                              |                      | Patients in residence December 31, 1951<br>—<br>Malades hospitalisés, 31 décembre 1951 |
|---|--|------------|---|------------------------------------|-------------------------------------|------------------------------|--------------------------------|---|-------------|----------------------------|----------------------|------------------------------|----------------------|--|
|   |  | Total      | First admissions<br>—<br>Premières admissions | Reviews<br>—<br>Revus <sup>1</sup> | Re-admissions<br>—<br>Ré-admissions | Transfers<br>—<br>Transferts | Births<br>—<br>Nais-<br>sances |   | Total       | Discharges<br>—<br>Sorties | Reviews <sup>1</sup> | Transfers<br>—<br>Transferts | Deaths<br>—<br>Décès |  |
| Sanatorium St-Laurent .....                                     | T. 140   | 143        | 102   | —                                  | 40                                  | 1                            | —                              | 283   | 138         | 112                        | —                    | 8                            | 18                   | 145  |
|   | M. 65  | 64         | 43  | —                                  | 20                                  | 1                            | —                              | 129   | 65          | 52                         | —                    | 3                            | 10                   | 64   |
|   | F. 75  | 79         | 59  | —                                  | 20                                  | —                            | —                              | 154   | 73          | 60                         | —                    | 5                            | 8                    | 81   |
| Sanatorium du Lac-Édouard                                       | T. 128   | 142        | 91  | —                                  | 21                                  | 30                           | —                              | 270   | 140         | 115                        | —                    | 20                           | 5                    | 130  |
|   | M. 68  | 77         | 48  | —                                  | 11                                  | 18                           | —                              | 145   | 76          | 60                         | —                    | 13                           | 3                    | 69   |
|   | F. 60  | 65         | 43  | —                                  | 10                                  | 12                           | —                              | 125   | 64          | 55                         | —                    | 7                            | 2                    | 61   |
| Sanatorium Bégin .....  | T. 321   | 285        | 243   | —                                  | 15                                  | 27                           | —                              | 606   | 287         | 221                        | —                    | 41                           | 25                   | 319  |
|   | M. 168   | 152        | 125   | —                                  | 7                                   | 20                           | —                              | 320   | 149         | 112                        | —                    | 27                           | 10                   | 171  |
|   | F. 153   | 133        | 118   | —                                  | 8                                   | 7                            | —                              | 286   | 138         | 109                        | —                    | 14                           | 15                   | 148  |
| Sanatorium St-Jean .....  | T. 32  | 264        | 205   | 1                                  | 51                                  | 7                            | —                              | 296   | 132         | 108                        | 1                    | 11                           | 12                   | 164  |
|   | M. 15  | 119        | 93  | 1                                  | 25                                  | —                            | —                              | 134   | 64          | 51                         | 1                    | 6                            | 6                    | 70   |
|   | F. 17  | 145        | 112   | —                                  | 26                                  | 7                            | —                              | 162   | 68          | 57                         | —                    | 5                            | 6                    | 94   |
| Sanatorium St-Georges .....                                     | T. 633   | 652        | 537   | 2                                  | 113                                 | —                            | —                              | 1,285   | 671         | 555                        | 2                    | 72                           | 42                   | 614  |
|   | M. 278   | 300        | 238   | —                                  | 62                                  | —                            | —                              | 578   | 306         | 251                        | —                    | 30                           | 25                   | 272  |
|   | F. 355   | 352        | 299   | 2                                  | 51                                  | —                            | —                              | 707   | 365         | 304                        | 2                    | 42                           | 17                   | 342  |
| Children's Memorial Hos-<br>pital.                              | T. 13  | 60         | 29  | —                                  | 29                                  | 2                            | —                              | 73  | 70          | 58                         | —                    | 10                           | 2                    | 3  |
|   | M. 6   | 42         | 21  | —                                  | 19                                  | 2                            | —                              | 48  | 46          | 36                         | —                    | 8                            | 2                    | 2  |
|   | F. 7   | 18         | 8   | —                                  | 10                                  | —                            | —                              | 25  | 24          | 22                         | —                    | 2                            | —                    | 1  |
| Grace Dart Home Hospital  | T. 146   | 168        | 110   | —                                  | 17                                  | 41                           | —                              | 314   | 167         | 145                        | —                    | 1                            | 21                   | 147  |
|   | M. 106   | 115        | 85  | —                                  | 12                                  | 18                           | —                              | 221   | 114         | 93                         | —                    | 1                            | 20                   | 107  |
|   | F. 40  | 53         | 25  | —                                  | 5                                   | 23                           | —                              | 93  | 53          | 52                         | —                    | —                            | 1                    | 40   |
| Hôpital du Sacré-Coeur (Mon-<br>tréal).                         | T. 609   | 709        | 434   | —                                  | 158                                 | 117                          | —                              | 1,318   | 706         | 494                        | —                    | 107                          | 105                  | 612  |
|   | M. 284   | 318        | 195   | —                                  | 76                                  | 47                           | —                              | 602   | 312         | 201                        | —                    | 55                           | 56                   | 290  |
|   | F. 325   | 391        | 239   | —                                  | 82                                  | 70                           | —                              | 716   | 394         | 293                        | —                    | 52                           | 49                   | 322  |
| Institut Bruchési .....   | T. 43  | 174        | 141   | —                                  | 33                                  | —                            | —                              | 217   | 166         | 163                        | —                    | 3                            | —                    | 51   |
|   | F. 43  | 174        | 141   | —                                  | 33                                  | —                            | —                              | 217   | 166         | 163                        | —                    | 3                            | —                    | 51   |
| Royal Edward Laurentian<br>Hospital (Montreal).                 | T. 50  | 160        | 61  | —                                  | 15                                  | 84                           | —                              | 210   | 158         | 84                         | —                    | 68                           | 6                    | 52   |
|   | M. 23  | 80         | 31  | —                                  | 12                                  | 37                           | —                              | 103   | 78          | 40                         | —                    | 32                           | 6                    | 25   |
|   | F. 27  | 80         | 30  | —                                  | 3                                   | 47                           | —                              | 107   | 80          | 44                         | —                    | 36                           | —                    | 27   |
| Sanatorium St-Joseph (Mont-<br>réal).                           | T. 466   | 434        | 331   | —                                  | 73                                  | 30                           | —                              | 900   | 402         | 327                        | —                    | 15                           | 60                   | 498  |
|   | M. 233   | 235        | 181   | —                                  | 38                                  | 16                           | —                              | 468   | 220         | 178                        | —                    | 9                            | 33                   | 248  |
|   | F. 233   | 199        | 150   | —                                  | 35                                  | 14                           | —                              | 432   | 182         | 149                        | —                    | 6                            | 27                   | 250  |
| Hôpital du Sacre-Coeur .....                                    | T. 64  | 71         | 49  | —                                  | 19                                  | 3                            | —                              | 135   | 73          | 58                         | —                    | 9                            | 6                    | 62   |
|   | M. 1   | 6          | 6   | —                                  | —                                   | —                            | —                              | 7   | 4           | 3                          | —                    | —                            | 1                    | 3  |
|   | F. 63  | 65         | 43  | —                                  | 19                                  | 3                            | —                              | 128   | 69          | 55                         | —                    | 9                            | 5                    | 59   |
| Quebec Immigration Deten-<br>tion Hospital.                     | T. 115   | 319        | 217   | 38                                 | 64                                  | —                            | —                              | 434   | 267         | 193                        | 38                   | 17                           | 19                   | 167  |
|   | M. 76  | 215        | 122   | 38                                 | 55                                  | —                            | —                              | 291   | 199         | 132                        | 38                   | 15                           | 14                   | 92   |
|   | F. 39  | 104        | 95  | —                                  | 9                                   | —                            | —                              | 143   | 68          | 61                         | —                    | 2                            | 5                    | 75   |
| Sanatorium St-Michel .....                                      | T. 360   | 525        | 309   | 12                                 | 187                                 | 17                           | —                              | 885   | 508         | 394                        | 12                   | 42                           | 60                   | 377  |
|   | M. 181   | 256        | 147   | 5                                  | 94                                  | 10                           | —                              | 437   | 242         | 189                        | 5                    | 21                           | 27                   | 195  |
|   | F. 179   | 269        | 162   | 7                                  | 93                                  | 7                            | —                              | 448   | 266         | 205                        | 7                    | 21                           | 33                   | 182  |
| Mount Sinai Sanatorium .....                                    | T. 107   | 95         | 67  | 1                                  | 21                                  | 6                            | —                              | 202   | 95          | 79                         | 1                    | 8                            | 7                    | 107  |
|   | M. 65  | 53         | 41  | 1                                  | 9                                   | 2                            | —                              | 118   | 52          | 45                         | 1                    | 2                            | 4                    | 66   |
|   | F. 42  | 42         | 26  | —                                  | 12                                  | 4                            | —                              | 84  | 43          | 34                         | —                    | 6                            | 3                    | 41   |
| Royal Edward Laurentian<br>Hospital (Ste-Agathe-des-<br>Monts). | T. 345   | 342        | 213   | —                                  | 75                                  | 54                           | —                              | 687   | 371         | 249                        | —                    | 106                          | 16                   | 316  |
|   | M. 172   | 158        | 96  | —                                  | 34                                  | 28                           | —                              | 330   | 165         | 112                        | —                    | 44                           | 9                    | 165  |
|   | F. 173   | 184        | 117   | —                                  | 41                                  | 26                           | —                              | 357   | 206         | 137                        | —                    | 62                           | 7                    | 151  |
| Ste. Anne's Hospital (Ste-<br>Anne-de-Bellevue).                | T. 33  | 9          | 4   | —                                  | 5                                   | —                            | —                              | 42  | 8           | 7                          | —                    | 1                            | —                    | 34   |
|   | M. 33  | 9          | 4   | —                                  | 5                                   | —                            | —                              | 42  | 8           | 7                          | —                    | 1                            | —                    | 34   |
| Hôpital Ste-Anne (Ste-Anne-<br>des-Monts).                      | T. 7   | 13         | 13  | —                                  | —                                   | —                            | —                              | 20  | 20          | 16                         | —                    | 3                            | 1                    | —  |
|   | M. 4   | 3          | 3   | —                                  | —                                   | —                            | —                              | 7   | 7           | 5                          | —                    | 1                            | 1                    | —  |
|   | F. 3   | 10         | 10  | —                                  | —                                   | —                            | —                              | 13  | 13          | 11                         | —                    | 2                            | —                    | —  |
| Hôpital Laval .....   | T. 412   | 623        | 288   | 100                                | 100                                 | 135                          | —                              | 1,035   | 619         | 332                        | 100                  | 131                          | 56                   | 416  |
|   | M. 188   | 318        | 125   | 74                                 | 40                                  | 79                           | —                              | 506   | 315         | 141                        | 74                   | 71                           | 29                   | 191  |
|   | F. 224   | 305        | 163   | 26                                 | 60                                  | 56                           | —                              | 529   | 304         | 191                        | 26                   | 60                           | 27                   | 225  |
| Veterans' Hospital (St. Hy-<br>acinthe).                        | T. 165   | 232        | 99  | 2                                  | 131                                 | —                            | —                              | 397   | 244         | 210                        | 2                    | 12                           | 20                   | 153  |
|   | M. 164   | 225        | 96  | 2                                  | 127                                 | —                            | —                              | 389   | 241         | 208                        | 2                    | 11                           | 20                   | 148  |
|   | F. 1   | 7          | 3   | —                                  | 4                                   | —                            | —                              | 8   | 3           | 2                          | —                    | 1                            | —                    | 5  |
| Sanatorium St-François .....                                    | T. 242   | 426        | 296   | —                                  | 74                                  | 56                           | —                              | 668   | 403         | 284                        | —                    | 69                           | 50                   | 265  |
|   | M. 109   | 241        | 170   | —                                  | 42                                  | 29                           | —                              | 350   | 212         | 152                        | —                    | 31                           | 29                   | 138  |
|   | F. 133   | 185        | 126   | —                                  | 32                                  | 27                           | —                              | 318   | 191         | 132                        | —                    | 38                           | 21                   | 127  |
| Sanatorium Cooke .....  | T. 315   | 539        | 407   | 3                                  | 89                                  | 36                           | 4                              | 854   | 541         | 440                        | 3                    | 55                           | 43                   | 313  |
|   | M. 146   | 261        | 190   | 3                                  | 43                                  | 23                           | 2                              | 407   | 263         | 199                        | 3                    | 36                           | 25                   | 144  |
|   | F. 169   | 278        | 217   | —                                  | 46                                  | 13                           | 2                              | 447   | 278         | 241                        | —                    | 19                           | 18                   | 169  |

TABLE 15. Movement of patients, 1951 - Continued

TABLEAU 15. Mouvement des malades, 1951 - suite

| Institutions                                 | Patients in residence January 1, 1951<br>—<br>Malades hospitalisés, 1 <sup>er</sup> janvier 1951 | Admissions              |   |   |                               |                        |                     | Total under care, 1951<br>—<br>Malades soignés 1951 | Séparations             |                         |   |                        |                   | Patients in residence December 31, 1951<br>—<br>Malades hospitalisés, 31 décembre 1951 |
|--|--|-------------------------|---|---|-------------------------------|------------------------|---------------------|---|-------------------------|-------------------------|---|------------------------|-------------------|--|
|  |  | Total                   | First admissions — Premières admissions | Reviews <sup>1</sup> — Revus <sup>1</sup> | Re-admissions — Ré-admissions | Transfers — Transferts | Births — Naissances |   | Total                   | Discharges — Sorties    | Reviews <sup>1</sup> — Revus <sup>1</sup> | Transfers — Transferts | Deaths — Décès    |  |
| Ontario                                      | T. 4,124<br>M. 2,390<br>F. 1,734   | 4,038<br>2,392<br>1,646 | 2,405<br>1,401<br>1,004                 | 34<br>13<br>21                            | 1,074<br>662<br>412           | 510<br>308<br>202      | 15<br>8<br>7        | 8,162<br>4,782<br>3,380                             | 4,079<br>2,342<br>1,737 | 3,176<br>1,795<br>1,381 | 34<br>13<br>21                            | 453<br>258<br>195      | 416<br>276<br>140 | 4,083<br>2,440<br>1,643  |
| Brant Sanatorium                             | T. 113<br>M. 75<br>F. 38   | 159<br>99<br>60         | 79<br>45<br>34                          | —<br>—<br>—                               | 37<br>25<br>12                | 43<br>29<br>14         | —<br>—<br>—         | 272<br>174<br>98                                    | 161<br>106<br>55        | 94<br>64<br>30          | —<br>—<br>—                               | 56<br>34<br>22         | 11<br>8<br>3      | 111<br>68<br>43  |
| St. Lawrence Sanatorium                      | T. 106<br>M. 66<br>F. 40   | 102<br>51<br>51         | 66<br>30<br>36                          | 2<br>—<br>2                               | 32<br>20<br>12                | 2<br>1<br>—            | —<br>—<br>—         | 208<br>117<br>91                                    | 98<br>49<br>49          | 78<br>40<br>38          | 2<br>—<br>2                               | 5<br>2<br>3            | 13<br>7<br>6      | 110<br>68<br>42  |
| Fort William Sanatorium                      | T. 316<br>M. 178<br>F. 140   | 254<br>161<br>93        | 168<br>109<br>59                        | —<br>—<br>—                               | 59<br>36<br>23                | 24<br>16<br>6          | 3<br>—<br>3         | 570<br>337<br>233                                   | 258<br>145<br>113       | 189<br>103<br>86        | —<br>—<br>—                               | 43<br>25<br>18         | 26<br>17<br>9     | 312<br>192<br>120  |
| Squaw Bay Indian Hospital                    | T. 11<br>M. 9<br>F. 2  | 18<br>10<br>8           | 4<br>2<br>2                             | —<br>—<br>—                               | 2<br>—<br>2                   | 12<br>8<br>4           | —<br>—<br>—         | 29<br>19<br>10                                      | 16<br>11<br>5           | 13<br>9<br>4            | —<br>—<br>—                               | 3<br>2<br>1            | —<br>—<br>—       | 13<br>8<br>5   |
| Muskoka Hospital                             | T. 431<br>M. 262<br>F. 169   | 304<br>195<br>109       | 183<br>118<br>65                        | —<br>—<br>—                               | 101<br>62<br>39               | 19<br>14<br>5          | 1<br>1<br>—         | 735<br>457<br>278                                   | 313<br>179<br>134       | 247<br>132<br>115       | —<br>—<br>—                               | 22<br>15<br>7          | 44<br>32<br>12    | 422<br>278<br>144  |
| St. Mary's on the Lake Sanatorium            | T. 97<br>M. 52<br>F. 45  | 122<br>83<br>39         | 79<br>53<br>26                          | —<br>—<br>—                               | 28<br>22<br>6                 | 13<br>7<br>6           | 2<br>1<br>1         | 219<br>135<br>84                                    | 126<br>84<br>42         | 86<br>55<br>31          | —<br>—<br>—                               | 14<br>7<br>7           | 28<br>22<br>4     | 93<br>51<br>42   |
| Mountain Sanatorium                          | T. 736<br>M. 418<br>F. 318   | 728<br>450<br>278       | 397<br>253<br>144                       | —<br>—<br>—                               | 155<br>94<br>61               | 167<br>97<br>70        | 9<br>6<br>3         | 1,464<br>868<br>596                                 | 754<br>419<br>335       | 546<br>306<br>240       | —<br>—<br>—                               | 132<br>83<br>69        | 76<br>50<br>26    | 710<br>449<br>261  |
| Ongwanada Sanatorium                         | T. 158<br>M. 110<br>F. 48  | 186<br>132<br>54        | 111<br>75<br>36                         | —<br>—<br>—                               | 70<br>54<br>16                | 5<br>3<br>2            | —<br>—<br>—         | 344<br>242<br>102                                   | 188<br>133<br>55        | 161<br>111<br>50        | —<br>—<br>—                               | 8<br>6<br>2            | 19<br>16<br>3     | 156<br>109<br>47   |
| Freeport Sanatorium                          | T. 155<br>M. 83<br>F. 72   | 136<br>72<br>64         | 86<br>46<br>40                          | 3<br>2<br>1                               | 39<br>22<br>17                | 8<br>6<br>2            | —<br>—<br>—         | 291<br>155<br>136                                   | 143<br>77<br>66         | 109<br>60<br>49         | 3<br>2<br>1                               | 17<br>9<br>8           | 14<br>6<br>6      | 148<br>78<br>70  |
| Beck Memorial Sanatorium                     | T. 555<br>M. 349<br>F. 206   | 467<br>298<br>169       | 272<br>175<br>97                        | 17<br>7<br>10                             | 155<br>102<br>53              | 23<br>14<br>9          | —<br>—<br>—         | 1,022<br>647<br>375                                 | 471<br>290<br>181       | 378<br>231<br>147       | 17<br>7<br>10                             | 20<br>11<br>9          | 56<br>41<br>15    | 551<br>357<br>194  |
| Western Counties' Wing, Westminster Hospital | T. 54<br>M. 54   | 33<br>33                | 19<br>19                                | —<br>—                                    | 6<br>6                        | 8<br>8                 | —<br>—              | 87<br>87  | 67<br>67                | 62<br>62                | —<br>—                                    | 5<br>5                 | —<br>—            | 20<br>20   |
| Royal Ottawa Sanatorium                      | T. 201<br>M. 91<br>F. 110  | 207<br>107<br>100       | 130<br>64<br>66                         | —<br>—<br>—                               | 68<br>37<br>31                | 9<br>6<br>3            | —<br>—<br>—         | 408<br>198<br>210                                   | 206<br>95<br>111        | 182<br>80<br>102        | —<br>—<br>—                               | —<br>—<br>—            | 24<br>15<br>9     | 202<br>103<br>99   |
| Niagara Peninsula Sanatorium                 | T. 139<br>M. 80<br>F. 59   | 182<br>113<br>69        | 98<br>63<br>35                          | —<br>—<br>—                               | 28<br>18<br>10                | 56<br>32<br>24         | —<br>—<br>—         | 321<br>193<br>128                                   | 181<br>108<br>73        | 111<br>66<br>45         | —<br>—<br>—                               | 63<br>38<br>25         | 7<br>4<br>3       | 140<br>85<br>55  |
| Sioux Lookout Indian Hospital                | T. 60<br>M. 28<br>F. 32  | 190<br>84<br>106        | 157<br>67<br>90                         | —<br>—<br>—                               | 28<br>13<br>15                | 5<br>4<br>1            | —<br>—<br>—         | 250<br>112<br>138                                   | 168<br>83<br>85         | 129<br>64<br>65         | —<br>—<br>—                               | 21<br>12<br>9          | 18<br>7<br>11     | 82<br>29<br>53   |
| Daughters of the Empire Hospital             | T. 79<br>M. 29<br>F. 50  | 113<br>51<br>62         | 107<br>49<br>58                         | —<br>—<br>—                               | 6<br>2<br>4                   | —<br>—<br>—            | —<br>—<br>—         | 192<br>80<br>112                                    | 96<br>37<br>59          | 89<br>35<br>54          | —<br>—<br>—                               | 4<br>1<br>3            | 3<br>1<br>2       | 96<br>43<br>53   |
| Sunnybrook Hospital                          | T. 85<br>M. 81<br>F. 4   | 101<br>97<br>4          | 16<br>17<br>1                           | —<br>—<br>—                               | 62<br>59<br>3                 | 21<br>21<br>—          | —<br>—<br>—         | 186<br>178<br>8                                     | 100<br>96<br>4          | 82<br>78<br>4           | —<br>—<br>—                               | 10<br>10<br>—          | 8<br>8<br>—       | 86<br>82<br>4  |
| Toronto Hospital                             | T. 649<br>M. 314<br>F. 335   | 524<br>225<br>299       | 322<br>147<br>175                       | 3<br>2<br>1                               | 128<br>50<br>78               | 71<br>26<br>45         | —<br>—<br>—         | 1,173<br>539<br>634                                 | 540<br>241<br>299       | 462<br>204<br>261       | 3<br>2<br>1                               | 29<br>17<br>12         | 46<br>21<br>25    | 633<br>298<br>335  |
| Essex County Sanatorium                      | T. 179<br>M. 113<br>F. 66  | 212<br>131<br>81        | 109<br>69<br>40                         | 9<br>7<br>2                               | 70<br>40<br>30                | 24<br>20<br>4          | —<br>—<br>—         | 391<br>244<br>147                                   | 193<br>122<br>71        | 158<br>98<br>60         | 9<br>2<br>7                               | 1<br>1<br>—            | 25<br>21<br>4     | 198<br>122<br>76   |
| Manitoba                                     | T. 1,159<br>M. 578<br>F. 581   | 1,775<br>884<br>891     | 671<br>335<br>336                       | 189<br>59<br>130                          | 482<br>263<br>219             | 418<br>222<br>196      | 15<br>5<br>10       | 2,934<br>1,462<br>1,472                             | 1,797<br>885<br>912     | 1,074<br>536<br>538     | 189<br>59<br>130                          | 413<br>211<br>202      | 121<br>79<br>42   | 1,137<br>577<br>560  |
| Brandon Sanatorium                           | T. 252<br>M. 127<br>F. 125   | 161<br>81<br>80         | 47<br>15<br>32                          | —<br>—<br>—                               | 45<br>26<br>19                | 62<br>36<br>26         | 7<br>4<br>3         | 413<br>208<br>205                                   | 155<br>76<br>79         | 108<br>47<br>61         | —<br>—<br>—                               | 31<br>18<br>13         | 16<br>11<br>5     | 258<br>132<br>126  |
| Manitoba Sanatorium                          | T. 263<br>M. 135<br>F. 128   | 313<br>127<br>186       | 37<br>20<br>17                          | 121<br>29<br>92                           | 74<br>40<br>34                | 81<br>38<br>43         | —<br>—<br>—         | 576<br>262<br>314                                   | 334<br>142<br>192       | 178<br>92<br>86         | 121<br>29<br>92                           | 25<br>13<br>12         | 10<br>8<br>2      | 242<br>120<br>122  |
| St. Boniface Sanatorium                      | T. 271<br>M. 122<br>F. 149   | 273<br>144<br>129       | 54<br>27<br>—                           | —<br>—<br>—                               | 76<br>37<br>—                 | 138<br>79<br>—         | 5<br>1<br>—         | 544<br>266<br>278                                   | 277<br>136<br>141       | 242<br>117<br>125       | —<br>—<br>—                               | 7<br>5<br>2            | 28<br>14<br>14    | 267<br>130<br>137  |



## TUBERCULOSIS INSTITUTIONS

TABLE 15. Movement of patients, 1951 - Concluded

TABLEAU 15. Mouvement des malades, 1951 - fin

| Institution  | Patients in residence January 1, 1951<br>—<br>Malades hospitalisés, 1 <sup>er</sup> janvier 1951 | Admissions |   |   |                                     |                              |                            | Total under care, 1951<br>—<br>Malades soignés 1951 | Séparations |                            |   |                              |                      | Patients in residence December 31, 1951<br>—<br>Malades hospitalisés, 31 décembre 1951 |
|--|--|------------|---|---|-------------------------------------|------------------------------|----------------------------|---|-------------|----------------------------|---|------------------------------|----------------------|--|
|  |  | Total      | First admissions<br>—<br>Premières admissions | Reviews <sup>1</sup><br>—<br>Revus <sup>1</sup> | Re-admissions<br>—<br>Ré-admissions | Transfers<br>—<br>Transferts | Births<br>—<br>Nais-sances |   | Total       | Discharges<br>—<br>Sorties | Reviews <sup>1</sup><br>—<br>Revus <sup>1</sup> | Transfers<br>—<br>Transferts | Deaths<br>—<br>Décès |  |
| Dynevior Indian Hospital   | T. 44  | 93         | 34  | —   | 19                                  | 40                           | —                          | 137   | 92          | 52                         | —   | 33                           | 7                    | 45   |
|  | M. 20  | 41         | 13  | —   | 11                                  | 17                           | —                          | 61  | 38          | 24                         | —   | 9                            | 5                    | 23   |
|  | F. 24  | 52         | 21  | —   | 8                                   | 23                           | —                          | 76  | 54          | 28                         | —   | 24                           | 2                    | 22   |
| Clearwater Lake Indian Hospital                                  | T. 150   | 292        | 208   | 32  | 46                                  | 3                            | 3                          | 442   | 283         | 197                        | 32  | 37                           | 17                   | 159  |
|  | M. 64  | 143        | 108   | 12  | 21                                  | 2                            | —                          | 207   | 138         | 99                         | 12  | 20                           | 7                    | 69   |
|  | F. 86  | 149        | 100   | 20  | 25                                  | 1                            | 3                          | 235   | 145         | 98                         | 20  | 17                           | 10                   | 90   |
| Central Tuberculosis Clinic                                      | T. 41  | 476        | 266   | 36  | 135                                 | 39                           | —                          | 517   | 472         | 147                        | 36  | 269                          | 20                   | 45   |
|  | M. 23  | 255        | 136   | 18  | 81                                  | 20                           | —                          | 278   | 251         | 78                         | 18  | 138                          | 17                   | 27   |
|  | F. 18  | 221        | 130   | 18  | 54                                  | 19                           | —                          | 239   | 221         | 69                         | 18  | 131                          | 3                    | 18   |
| Winnipeg Municipal Hospitals                                     | T. 138   | 167        | 25  | —   | 87                                  | 55                           | —                          | 305   | 184         | 150                        | —   | 11                           | 23                   | 121  |
|  | M. 87  | 93         | 16  | —   | 47                                  | 30                           | —                          | 180   | 104         | 79                         | —   | 8                            | 17                   | 76   |
|  | F. 51  | 74         | 9   | —   | 40                                  | 25                           | —                          | 125   | 80          | 71                         | —   | 3                            | 6                    | 45   |
| Saskatchewan   | T. 795   | 751        | 382   | 3   | 262                                 | 104                          | —                          | 1,546   | 811         | 631                        | 3   | 106                          | 71                   | 735  |
|  | M. 400   | 378        | 183   | 2   | 148                                 | 45                           | —                          | 778   | 420         | 331                        | 2   | 47                           | 40                   | 358  |
|  | F. 395   | 373        | 199   | 1   | 114                                 | 59                           | —                          | 768   | 391         | 300                        | 1   | 59                           | 31                   | 377  |
| Fort Qu'Appelle Sanatorium                                       | T. 346   | 279        | 144   | 2   | 109                                 | 24                           | —                          | 625   | 330         | 269                        | 2   | 44                           | 15                   | 295  |
|  | M. 177   | 140        | 66  | 2   | 63                                  | 9                            | —                          | 317   | 164         | 137                        | 2   | 18                           | 7                    | 153  |
|  | F. 169   | 139        | 78  | —   | 46                                  | 15                           | —                          | 308   | 166         | 132                        | —   | 26                           | 8                    | 142  |
| Prince Albert Sanatorium   | T. 273   | 213        | 136   | 1   | 62                                  | 14                           | —                          | 486   | 217         | 163                        | 1   | 26                           | 27                   | 269  |
|  | M. 130   | 108        | 63  | —   | 37                                  | 8                            | —                          | 238   | 117         | 87                         | —   | 12                           | 18                   | 121  |
|  | F. 143   | 105        | 73  | 1   | 25                                  | 6                            | —                          | 248   | 100         | 76                         | 1   | 14                           | 9                    | 148  |
| Saskatoon Sanatorium   | T. 176   | 259        | 102   | —   | 91                                  | 66                           | —                          | 435   | 264         | 199                        | —   | 36                           | 29                   | 171  |
|  | M. 93  | 130        | 54  | —   | 48                                  | 28                           | —                          | 223   | 139         | 107                        | —   | 17                           | 15                   | 84   |
|  | F. 83  | 129        | 48  | —   | 43                                  | 38                           | —                          | 212   | 125         | 92                         | —   | 19                           | 14                   | 87   |
| Alberta  | T. 862   | 853        | 598   | 2   | 234                                 | 19                           | —                          | 1,715   | 822         | 723                        | 2   | 21                           | 76                   | 893  |
|  | M. 457   | 440        | 307   | 2   | 121                                 | 10                           | —                          | 897   | 440         | 385                        | 2   | 11                           | 42                   | 457  |
|  | F. 405   | 413        | 291   | —   | 113                                 | 9                            | —                          | 818   | 382         | 338                        | —   | 10                           | 34                   | 436  |
| Central Alberta Sanatorium                                       | T. 247   | 252        | 160   | —   | 80                                  | 12                           | —                          | 499   | 261         | 237                        | —   | 6                            | 18                   | 238  |
|  | M. 136   | 128        | 80  | —   | 42                                  | 6                            | —                          | 264   | 130         | 115                        | —   | 4                            | 11                   | 134  |
|  | F. 111   | 124        | 80  | —   | 38                                  | 6                            | —                          | 235   | 131         | 122                        | —   | 2                            | 7                    | 104  |
| Charles Camsell Indian Hospital (Indians, Eskimos and Civilians) | T. 383   | 249        | 202   | 1   | 46                                  | —                            | —                          | 632   | 197         | 172                        | 1   | 2                            | 22                   | 435  |
|  | M. 187   | 120        | 97  | 1   | 22                                  | —                            | —                          | 307   | 97          | 87                         | 1   | 1                            | 8                    | 210  |
|  | F. 196   | 129        | 105   | —   | 24                                  | —                            | —                          | 325   | 100         | 85                         | —   | 1                            | 14                   | 225  |
| Charles Camsell Indian Hospital (Veterans)                       | T. 21  | 20         | 6   | —   | 14                                  | —                            | —                          | 41  | 27          | 26                         | —   | —                            | 1                    | 14   |
|  | M. 21  | 20         | 6   | —   | 14                                  | —                            | —                          | 41  | 27          | 26                         | —   | —                            | 1                    | 14   |
| Edmonton Section   | T. 211   | 332        | 230   | 1   | 94                                  | 7                            | —                          | 543   | 337         | 288                        | 1   | 13                           | 35                   | 206  |
|  | M. 113   | 172        | 124   | 1   | 43                                  | 4                            | —                          | 285   | 186         | 157                        | 1   | 6                            | 22                   | 99   |
|  | F. 98  | 160        | 106   | —   | 51                                  | 3                            | —                          | 258   | 151         | 131                        | —   | 7                            | 13                   | 107  |
| British Columbia   | T. 1,275   | 1,297      | 764   | 54  | 411                                 | 68                           | —                          | 2,572   | 1,325       | 1,064                      | 54  | 69                           | 138                  | 1,247  |
|  | M. 628   | 679        | 434   | 20  | 200                                 | 25                           | —                          | 1,307   | 652         | 513                        | 20  | 25                           | 94                   | 655  |
|  | F. 647   | 618        | 330   | 34  | 211                                 | 43                           | —                          | 1,265   | 673         | 551                        | 34  | 44                           | 44                   | 592  |
| St. Michael's Preventorium                                       | T. 14  | 11         | 3   | —   | 2                                   | 6                            | —                          | 25  | 11          | 10                         | —   | 1                            | —                    | 14   |
|  | M. 9   | 5          | 2   | —   | 2                                   | 1                            | —                          | 14  | 8           | 8                          | —   | —                            | —                    | 6  |
|  | F. 5   | 6          | 1   | —   | —                                   | 5                            | —                          | 11  | 3           | 2                          | —   | 1                            | —                    | 8  |
| R.W. Large Memorial Hospital                                     | T. 11  | 21         | 13  | —   | 3                                   | 5                            | —                          | 32  | 19          | 9                          | —   | 10                           | —                    | 13   |
|  | M. 7   | 8          | 6   | —   | 2                                   | —                            | —                          | 15  | 10          | 7                          | —   | 3                            | —                    | 5  |
|  | F. 4   | 13         | 7   | —   | 1                                   | 5                            | —                          | 17  | 9           | 2                          | —   | 7                            | —                    | 8  |
| Bella Coola General Hospital                                     | T. 1   | 7          | 6   | —   | 1                                   | —                            | —                          | 8   | 7           | 3                          | —   | 3                            | 1                    | 1  |
|  | M. 1   | 2          | 1   | —   | 1                                   | —                            | —                          | 3   | 3           | 3                          | —   | —                            | —                    | —  |
|  | F. —   | 5          | 5   | —   | —                                   | —                            | —                          | 5   | 4           | —                          | —   | 3                            | 1                    | 1  |
| Queen Alexandra Solarium   | T. 4   | —          | —   | —   | —                                   | —                            | —                          | 4   | 4           | 1                          | —   | 3                            | —                    | —  |
|  | M. 2   | —          | —   | —   | —                                   | —                            | —                          | 2   | 2           | —                          | —   | 2                            | —                    | —  |
|  | F. 2   | —          | —   | —   | —                                   | —                            | —                          | 2   | 2           | 1                          | —   | 1                            | —                    | —  |
| St. Mary's Preventorium  | T. 8   | 19         | 2   | 1   | —                                   | 16                           | —                          | 27  | 15          | 11                         | 1   | 3                            | —                    | 12   |
|  | M. 6   | 8          | 1   | —   | —                                   | 7                            | —                          | 14  | 8           | 6                          | —   | 2                            | —                    | 6  |
|  | F. 2   | 11         | 1   | 1   | —                                   | 9                            | —                          | 13  | 7           | 5                          | 1   | 1                            | —                    | 6  |
| Nanaimo Indian Hospital  | T. 208   | 97         | 66  | 1   | 18                                  | 12                           | —                          | 305   | 102         | 86                         | 1   | 8                            | 7                    | 203  |
|  | M. 99  | 57         | 44  | 1   | 8                                   | 4                            | —                          | 156   | 60          | 50                         | 1   | 4                            | 5                    | 96   |
|  | F. 109   | 40         | 22  | —   | 10                                  | 8                            | —                          | 149   | 42          | 36                         | —   | 4                            | 2                    | 107  |
| Miller Bay Indian Hospital                                       | T. 169   | 124        | 82  | —   | 34                                  | 8                            | —                          | 293   | 142         | 116                        | —   | 11                           | 15                   | 151  |
|  | M. 62  | 54         | 39  | —   | 12                                  | 3                            | —                          | 116   | 63          | 52                         | —   | 5                            | 6                    | 53   |
|  | F. 107   | 70         | 43  | —   | 22                                  | 5                            | —                          | 177   | 79          | 64                         | —   | 6                            | 9                    | 98   |
| Coqualeetza Indian Hospital                                      | T. 99  | 89         | 52  | —   | 17                                  | 20                           | —                          | 188   | 83          | 41                         | —   | 30                           | 12                   | 105  |
|  | M. 36  | 42         | 24  | —   | 9                                   | 9                            | —                          | 78  | 34          | 16                         | —   | 9                            | 9                    | 44   |
|  | F. 63  | 47         | 28  | —   | 8                                   | 11                           | —                          | 110   | 49          | 25                         | —   | 21                           | 3                    | 61   |
| Division of Tuberculosis Control                                 | T. 761   | 929        | 540   | 52  | 336                                 | 1                            | —                          | 1,690   | 942         | 787                        | 52  | —                            | 103                  | 748  |
|  | M. 406   | 503        | 317   | 19  | 166                                 | 1                            | —                          | 909   | 464         | 371                        | 19  | —                            | 74                   | 445  |
|  | F. 355   | 426        | 223   | 33  | 170                                 | —                            | —                          | 781   | 478         | 416                        | 33  | —                            | 29                   | 303  |

**Movement of Patients: Admissions**

The percentage distribution of tuberculous admissions in each province by type of disease is shown in Table 16. In Canada and every province, a majority were diagnosed as pulmonary, the proportion ranging from 96.9 per cent in Newfoundland to 64.7 per cent in Alberta. The fraction diagnosed as having pleural tuberculosis, in no case as much as five per cent, shows these two provinces in reversed positions, 1.1 per cent of Newfoundland's and 4.7 per cent of Alberta's tuberculous admissions being found here. Primary tuberculosis was the diagnosis of rather more admissions, and the same two provinces occupy extreme positions here as in the case of pleural tuberculosis, the percentages being 1.1 and 9.9 respectively. Only 6 provinces reported cases of other tuberculosis of the respiratory system, and in no case was the percentage as much as 1.0 per cent. Tuberculosis, other forms (that is to say, other than respiratory) shows a much wider relative range than any other category in its provincial frequency rate. The percentage varies from 25.3 in Saskatchewan to 0.7 in Newfoundland.

**Mouvement des malades: Admissions**

La répartition proportionnelle des tuberculeux admis dans chaque province d'après la forme de la maladie se trouve dans le tableau 16. Au Canada et dans chacune des provinces, la majorité sont diagnostiqués tuberculeux pulmonaires, la proportion variant de 96.9 p. 100 à Terre-Neuve à 64.7 p. 100 en Alberta. La fraction des cas de tuberculose pleurale, qui n'atteint jamais cinq pour cent, place ces deux provinces en rang inverse et donne 1.1 p. 100 pour Terre-Neuve et 4.7 p. 100 pour l'Alberta. La tuberculose primaire est diagnostiquée dans un peu plus de cas d'admission et les mêmes deux provinces occupent les extrêmes dans ce cas comme pour la tuberculose pleurale. Les pourcentages étant respectivement de 1.1 et 9.9. Six provinces seulement déclarent des cas d'autres tuberculoses du système respiratoire et le pourcentage n'atteint, dans aucun cas, 1.0 p. 100. Les autres formes de tuberculose (c'est-à-dire autres que respiratoires) indiquent une variété relative beaucoup plus étendue que pour toute autre catégorie quant au taux de la fréquence provinciale. Le pourcentage varie de 25.3 en Saskatchewan à 0.7 à Terre-Neuve.

**TABLE 16. Tuberculous admissions: percentage distribution by type of disease, Canada and provinces<sup>1</sup>, 1951**  
**TABLEAU 16. Tuberculeux admis: répartition proportionnelle d'après la forme de la maladie, Canada et provinces<sup>1</sup>, 1951**

|                            | Pulmonary<br>(002)<br>Pulmonaire | Pleural<br>(003)<br>Pleurale | Primary<br>(004)<br>Primaire | Other<br>Respiratory<br>(001,005-8)<br>Autre<br>respiratoire | Other<br>Forms<br>(010-9)<br>Autres<br>formes |
|----------------------------|----------------------------------|------------------------------|------------------------------|--|---|
| <b>Canada</b> .....        | <b>85.3</b>                      | <b>3.1</b>                   | <b>4.6</b>                   | <b>0.2</b>   | <b>6.9</b>                                    |
| Newfoundland .....         | 96.9                             | 1.4                          | 1.1                          | —  | 0.7   |
| Prince Edward Island ..... | 77.7                             | 4.8                          | 4.7                          | —  | 16.3  |
| Nova Scotia .....          | 94.6                             | 2.0                          | 2.4                          | —  | 12.7  |
| New Brunswick .....        | 84.1                             | 4.1                          | 2.6                          | 0.4  | 8.8   |
| Quebec .....               | 90.9                             | 2.9                          | 3.0                          | 0.1  | 3.5   |
| Ontario .....              | 83.9                             | 3.0                          | 5.8                          | 0.3  | 7.0   |
| Manitoba .....             | 81.0                             | 4.0                          | 4.7                          | 0.1  | 10.3  |
| Saskatchewan .....         | 68.5                             | 3.6                          | 2.0                          | 0.7  | 25.3  |
| Alberta .....              | 64.7                             | 4.7                          | 9.9                          | —  | 20.6  |
| British Columbia .....     | 83.8                             | 1.8                          | 9.8                          | 0.3  | 4.3   |

1. Percentages may not add to 100.0 because of rounding. — Les pourcentages ne forment pas toujours 100.0 à cause de l'arrondissement des chiffres.

Pulmonary tuberculous admissions are shown in Table 17 as percentage distributions by degree of severity in Canada and provinces. The predominant group in Canada and seven provinces was moderately advanced. In Nova Scotia, Manitoba, and Saskatchewan far advanced diagnoses predominate. British Columbia shows the highest percentage of minimal diagnoses — indeed in that province there was a higher frequency of minimal than of far advanced — and in Newfoundland the lowest. The latter province shows the highest percentage of moderately advanced pulmonary admissions, and Manitoba has the lowest. Far advanced had its highest frequency in Nova Scotia and the lowest in British Columbia.

Les tuberculeux pulmonaires admis sont répartis proportionnellement dans le tableau 17 d'après la gravité de la maladie, pour le Canada et les provinces. Le groupe prédominant au Canada et dans sept provinces est celui de la tuberculose modérément avancée. En Nouvelle-Écosse, au Manitoba et en Saskatchewan le diagnostic "très avancée" prédomine. La Colombie-Britannique déclare le pourcentage le plus élevé de tuberculose minime, — en réalité, dans cette province, la fréquence de la tuberculose minime est plus élevée que celle de la tuberculose très avancée, — et Terre-Neuve, le plus bas. Cette dernière province donne le pourcentage le plus élevé de cas de tuberculose modérément avancée admis et le Manitoba, le moins élevé. La tuberculose très avancée est à sa fréquence la plus élevée en Nouvelle-Écosse et, la moins élevée en Colombie-Britannique.

**TABLE 17. Pulmonary tuberculous admissions: percentage distribution by degree of advancement, Canada and provinces<sup>1</sup>, 1951**  
**TABLEAU 17. Tuberculeux pulmonaires admis: répartition proportionnelle d'après la gravité de la maladie, Canada et provinces<sup>1</sup>, 1951**

|                            | Minimal<br>(002.1)<br>Minime | Moderately<br>advanced<br>(002.2)<br>Modérément<br>avancée | Far<br>advanced<br>(002.3)<br>Très<br>avancée | Other and<br>unspecified<br>(002.4)<br>Autre et<br>non spécifiée |
|----------------------------|------------------------------|--|---|--|
| <b>Canada</b> .....        | <b>23.0</b>                  | <b>44.8</b>  | <b>31.9</b>                                   | <b>0.3</b>   |
| Newfoundland .....         | 8.8                          | 51.6   | 39.3  | 0.3  |
| Prince Edward Island ..... | 24.0                         | 48.1   | 27.9  | 1.6  |
| Nova Scotia .....          | 10.9                         | 42.6   | 46.5  | —  |
| New Brunswick .....        | 24.2                         | 45.8   | 29.6  | 0.3  |
| Quebec .....               | 25.7                         | 46.9   | 27.4  | 0.3  |
| Ontario .....              | 19.7                         | 46.0   | 28.5  | 0.2  |
| Manitoba .....             | 26.8                         | 36.0   | 36.9  | 0.3  |
| Saskatchewan .....         | 19.9                         | 37.3   | 42.7  | —  |
| Alberta .....              | 20.5                         | 39.7   | 39.2  | 0.6  |
| British Columbia .....     | 29.3                         | 45.1   | 25.6  | —  |

1. Percentages may not add to 100.0 because of rounding. — Les pourcentages ne donnent pas toujours 100.0 à cause de l'arrondissement des chiffres.

Of the nine diagnostic classes of tuberculous admissions, seven showed excesses of males. Table 18 shows the male: female ratio in each category for Canada.

Dans neuf classes de diagnostic chez les tuberculeux admis, les hommes sont plus nombreux que les femmes. Le tableau 18 donne la proportion d'hommes par rapport aux femmes dans chaque catégorie pour le Canada.

TABLE 18. Tuberculous admissions, male: female ratios by diagnostic class, Canada, 1951

TABLEAU 18. Tuberculeux admis: proportion d'hommes par rapport aux femmes par classe de diagnostic, Canada, 1951

| Diagnostic Class<br>—<br>Classe de diagnostic                                     | Ratio<br>—<br>Proportion | Diagnostic Class<br>—<br>Classe de diagnostic                                      | Ratio<br>—<br>Proportion |
|---|--------------------------|--|--------------------------|
| Minimal pulmonary — Pulmonaire minime (002.1) .....                               | 77.1                     | Pleurisy with effusion — Pleurésie avec épanchement (003.1) ..                     | 115.6                    |
| Moderately advanced Pulmonary — Pulmonaire modérément avancée (002.2) .....       | 116.8                    | Pleurisy without effusion — Pleurésie sans épanchement (003.2)                     | 117.4                    |
| Far advanced pulmonary — Pulmonaire très avancée (002.3)                          | 144.6                    | Primary tuberculosis — Tuberculose primaire (004) .....                            | 97.3                     |
| Other and unspecified pulmonary — Pulmonaire autre et non spécifiée (002.4) ..... | 112.5                    | Other respiratory tuberculosis — Autre tuberculose respiratoire (001, 005-8) ..... | 328.6                    |
|   |                          | Other forms — Autres formes (010-19) .....   | 103.4                    |

Low provincial frequencies in many of the diagnostic classes preclude comparison of sex ratios in most instances. However, it is possible to show ratios for the three degree-of-advancement classes of pulmonary tuberculosis. This is shown in Table 19. While great interprovincial variation will be observed, it remains true of every province that the male: female ratio of moderately advanced admissions exceeds that among minimal admissions and that the ratio for far advanced admissions in turn exceeds that for moderately advanced in every province except Newfoundland.

Les faibles fréquences provinciales de plusieurs classes de diagnostic interdisent la comparaison des proportions selon le sexe dans la plupart des cas. Il est toutefois possible d'indiquer les proportions pour les trois classes de tuberculeux pulmonaire indiquant le degré de la maladie. Ces données se trouvent au tableau 19. On observera une variation provinciale marquée; il n'en reste pas moins vrai, cependant, que, dans chaque province, la proportion d'hommes admis par rapport aux femmes est plus élevée dans la catégorie des modérément avancés que dans celle des minimales et qu'en retour, dans toutes les provinces, sauf Terre-Neuve, elle est plus élevée chez les très avancés que chez les modérément avancés.

TABLE 19. Pulmonary tuberculous admissions, male: female ratios with specified degrees of advancement, Canada and provinces, 1951

TABLEAU 19. Tuberculeux pulmonaires admis: proportion d'hommes par rapport aux femmes et degré particulier de la maladie, Canada et provinces, 1951

|                            | Minimal<br>(002.1)<br>—<br>Minime | Moderately<br>advanced<br>(002.2)<br>—<br>Modérément<br>avancée | Far<br>advanced<br>(002.3)<br>—<br>Très<br>avancée |
|----------------------------|-----------------------------------|---|--|
| Canada .....               | 77.1                              | 116.8   | 144.6  |
| Newfoundland .....         | 19.0                              | 122.7   | 107.4  |
| Prince Edward Island ..... | 55.0                              | 72.2  | 125.0  |
| Nova Scotia .....          | 87.2                              | 116.8   | 127.9  |
| New Brunswick .....        | 68.2                              | 98.3  | 106.4  |
| Quebec .....               | 66.8                              | 105.7   | 141.5  |
| Ontario .....              | 114.8                             | 154.8   | 179.9  |
| Manitoba .....             | 74.1                              | 115.1   | 140.0  |
| Saskatchewan .....         | 62.7                              | 76.5  | 112.4  |
| Alberta .....              | 91.1                              | 113.4   | 117.0  |
| British Columbia .....     | 77.2                              | 119.8   | 181.9  |

Table 20 presents actual frequencies, by sex and diagnostic class, of tuberculous admissions to each institution.

Le tableau 20 donne les fréquences réelles, par sexe et classe de diagnostic, de tuberculeux admis dans chacune des institutions.





## TUBERCULOSIS INSTITUTIONS

TABLE 20. Tuberculous admissions — institution and sex by type of disease, 1951 — Continued  
 TABLEAU 20. Tuberculeux admis — institution et sexe selon la forme de la maladie, 1951 — suite

| Institution                                 | Total                            | Pulmonary tuberculosis<br>—<br>Tuberculose pulmonaire |   |  |   | Pleural tuberculosis<br>—<br>Tuberculose pleurale                  |   | Primary tuberculosis<br>—<br>Primo-infection tuberculeuse<br>004 | Other tuberculosis or respiratory system<br>—<br>Autres tuberculoses de l'appareil respiratoire<br>001, 5-8 | Tuberculosis, other forms<br>—<br>Autres formes de tuberculose<br>010-019 |
|---|----------------------------------|---|---|--|---|--|---|--|---|---|
|   |                                  | Minimal<br>—<br>Minime<br>002.1                       | Moderately advanced<br>—<br>Modérément avancée<br>002.2 | Far advanced<br>—<br>Très avancée<br>002.3 | Other and unspecified pulmonary<br>—<br>Pulmonaire, autre et non spécifiée<br>002.4 | Pleurisy with effusion<br>—<br>Pleurésie avec épanchement<br>003.1 | Pleurisy without effusion<br>—<br>Pleurésie sans épanchement<br>003.2 |  |   |   |
|   |                                  |   |   |  |   |  |   |  |   |   |
| Québec                                      | T. 5,696<br>M. 2,877<br>F. 2,819 | 1,328<br>532<br>796                                   | 2,429<br>1,248<br>1,181                                 | 1,420<br>832<br>588                        | 15<br>10<br>5   | 139<br>72<br>67  | 24<br>15<br>9   | 171<br>88<br>83  | 5<br>3<br>2   | 165<br>77<br>88   |
| Hôpital St-Joseph (Beauceville-Ouest)       | T. 30<br>M. 10<br>F. 20          | 5<br>2<br>3   | 3<br>1<br>2   | —<br>—<br>—                                | —<br>—<br>—   | —<br>—<br>—  | —<br>—<br>—   | 22<br>7<br>15  | —<br>—<br>—   | —<br>—<br>—   |
| Hôpital Notre-Dame-de-la-Garde              | T. 11<br>M. 5<br>F. 6            | 1<br>—<br>1   | 5<br>2<br>3   | 2<br>1<br>1                                | —<br>—<br>—   | 2<br>2<br>—  | —<br>—<br>—   | 1<br>—<br>1  | —<br>—<br>—   | —<br>—<br>—   |
| Sanatorium St-Laurent                       | T. 120<br>M. 56<br>F. 64         | 11<br>3<br>8  | 37<br>20<br>17  | 48<br>22<br>26                             | —<br>—<br>—   | 8<br>3<br>5  | 1<br>—<br>1   | 13<br>8<br>5   | —<br>—<br>—   | 2<br>—<br>2   |
| Sanatorium du Lac-Édouard                   | T. 121<br>M. 72<br>F. 49         | 49<br>26<br>23  | 46<br>27<br>19  | 12<br>10<br>2                              | —<br>—<br>—   | 7<br>5<br>2  | 3<br>3<br>—   | —<br>—<br>—  | —<br>—<br>—   | 4<br>1<br>3   |
| Sanatorium Bégin                            | T. 272<br>M. 147<br>F. 125       | 65<br>27<br>38  | 116<br>66<br>50   | 61<br>35<br>26                             | 5<br>4<br>1   | 7<br>6<br>1  | —<br>—<br>—   | 1<br>1<br>—  | —<br>—<br>—   | 17<br>8<br>9  |
| Sanatorium St-Jean                          | T. 219<br>M. 92<br>F. 127        | 71<br>27<br>44  | 59<br>22<br>37  | 72<br>35<br>37                             | —<br>—<br>—   | 1<br>1<br>—  | 3<br>1<br>2   | 9<br>3<br>6  | 1<br>1<br>—   | 3<br>2<br>1   |
| Sanatorium St-Georges                       | T. 586<br>M. 267<br>F. 319       | 256<br>100<br>156                                     | 126<br>61<br>65   | 139<br>74<br>65                            | —<br>—<br>—   | 24<br>14<br>10   | —<br>—<br>—   | 21<br>12<br>9  | 1<br>1<br>—   | 19<br>5<br>14   |
| Children's Memorial Hospital                | T. 59<br>M. 41<br>F. 18          | 1<br>—<br>1   | —<br>—<br>—   | —<br>—<br>—                                | —<br>—<br>—   | 1<br>1<br>—  | —<br>—<br>—   | 12<br>10<br>2  | —<br>—<br>—   | 45<br>30<br>15  |
| Grace Dart Home Hospital                    | T. 166<br>M. 114<br>F. 52        | 22<br>16<br>6   | 79<br>51<br>28  | 64<br>47<br>17                             | —<br>—<br>—   | —<br>—<br>—  | —<br>—<br>—   | —<br>—<br>—  | —<br>—<br>—   | 1<br>—<br>1   |
| Hôpital du Sacré-Coeur (Montréal)           | T. 619<br>M. 272<br>F. 347       | 84<br>28<br>56  | 276<br>102<br>174                                       | 240<br>137<br>103                          | 1<br>—<br>1   | 13<br>4<br>9   | 1<br>1<br>—   | —<br>—<br>—  | —<br>—<br>—   | 4<br>—<br>4   |
| Institut Bruchési                           | T. 150<br>F. 150                 | 33<br>33  | 102<br>102  | 8<br>8                                     | 2<br>2  | 2<br>2   | —<br>—  | 1<br>1   | —<br>—  | 2<br>2  |
| Royal Edward Laurentian Hospital (Montreal) | T. 153<br>M. 78<br>F. 75         | 12<br>8<br>4  | 85<br>41<br>44  | 53<br>28<br>25                             | —<br>—<br>—   | 1<br>1<br>—  | —<br>—<br>—   | 1<br>—<br>1  | —<br>—<br>—   | 1<br>—<br>1   |
| Sanatorium St-Joseph (Montréal)             | T. 388<br>M. 213<br>F. 175       | 46<br>19<br>27  | 170<br>94<br>76   | 163<br>97<br>66                            | —<br>—<br>—   | 3<br>1<br>2  | 1<br>—<br>1   | —<br>—<br>—  | —<br>—<br>—   | 5<br>2<br>3   |
| Hôpital du Sacre-Coeur (Plessisville)       | T. 69<br>M. 5<br>F. 64           | 38<br>2<br>36   | 25<br>2<br>23   | 4<br>—<br>4                                | —<br>—<br>—   | —<br>—<br>—  | —<br>—<br>—   | 1<br>1<br>—  | —<br>—<br>—   | 1<br>—<br>1   |
| Quebec Immigration Detention Hospital       | T. 211<br>M. 140<br>F. 71        | 70<br>43<br>27  | 55<br>43<br>12  | 19<br>17<br>2                              | —<br>—<br>—   | 8<br>4<br>4  | 5<br>4<br>1   | 48<br>26<br>22   | —<br>—<br>—   | 6<br>3<br>3   |
| Sanatorium St-Michel                        | T. 473<br>M. 234<br>F. 239       | 158<br>56<br>102                                      | 188<br>110<br>78  | 82<br>49<br>33                             | 1<br>—<br>1   | 19<br>7<br>12  | 3<br>1<br>2   | 2<br>1<br>1  | —<br>—<br>—   | 20<br>10<br>10  |

TABLE 20. Tuberculous admissions — institution and sex by type of disease, 1951 — Continued  
 TABLEAU 20. Tuberculeux admis — institution et sexe selon la forme de la maladie, 1951 — suite

| Institution  | Total    | Pulmonary tuberculosis<br>Tuberculose pulmonaire |   |  |   | Pleural tuberculosis<br>Tuberculose pleurale                       |   | Primary tuberculosis<br>—<br>Primo-infection tuberculeuse<br>004 | Other tuberculosis of respiratory system<br>—<br>Autres tuberculoses de l'appareil respiratoire<br>001,5-8 | Tuberculosis, other forms<br>—<br>Autres formes de tuberculose<br>010-019 |
|--|----------|--|---|--|---|--|---|--|--|---|
|  |          | Minimal<br>—<br>Minimie<br>002.1                 | Moderately advanced<br>—<br>Modérément avancée<br>002.2 | Far advanced<br>—<br>Très avancée<br>002.3 | Other and unspecified pulmonary<br>—<br>Pulmonaire, autre et non spécifiée<br>002.4 | Pleurisy with effusion<br>—<br>Pleurésie avec épanchement<br>003.1 | Pleurisy without effusion<br>—<br>Pleurésie sans épanchement<br>003.2 |  |  |   |
|  |          |  |   |  |   |  |   |  |  |   |
| Mount Sinai Sanatorium.....                              | T. 94    | 19   | 42  | 33   | —   | —  | —   | —  | —  |   |
|  | M. 52    | 6  | 25  | 21   | —   | —  | —   | —  | —  |   |
|  | F. 42    | 13   | 17  | 12   | —   | —  | —   | —  | —  |   |
| Royal Edward Laurentian Hospital (Ste-Agathe-des-Monts), | T. 336   | 71   | 185   | 69   | 1   | 9  | —   | —  | 1  |   |
|  | M. 156   | 23   | 94  | 34   | 1   | 4  | —   | —  | —  |   |
|  | F. 180   | 48   | 91  | 35   | —   | 5  | —   | —  | 1  |   |
| Ste. Anne's Hospital (Ste-Anne-de-Bellevue),             | T. 8     | 3  | 5   | —  | —   | —  | —   | —  | —  |   |
|  | M. 8     | 3  | 5   | —  | —   | —  | —   | —  | —  |   |
| Hôpital Ste-Anne (Ste-Anne-des-Monts)                    | T. 10    | 3  | 4   | 3  | —   | —  | —   | —  | —  |   |
|  | M. 2     | 1  | 1   | —  | —   | —  | —   | —  | —  |   |
|  | F. 8     | 2  | 3   | 3  | —   | —  | —   | —  | —  |   |
| Hôpital Laval .....                                      | T. 504   | 44   | 335   | 63   | 3   | 3  | 1   | 33   | 22   |   |
|  | M. 237   | 10   | 166   | 31   | 3   | 1  | 1   | 15   | 10   |   |
|  | F. 267   | 34   | 169   | 32   | —   | 2  | —   | 18   | 12   |   |
| Veterans' Hospital (St. Hyacinthe) .....                 | T. 229   | 27   | 122   | 68   | 1   | 5  | —   | —  | 6  |   |
|  | M. 222   | 24   | 119   | 68   | 1   | 5  | —   | —  | 5  |   |
|  | F. 7     | 3  | 3   | —  | —   | —  | —   | —  | 1  |   |
| Sanatorium St-François .....                             | T. 397   | 97   | 156   | 112  | —   | 23   | 5   | —  | 4  |   |
|  | M. 225   | 53   | 90  | 68   | —   | 11   | 3   | —  | —  |   |
|  | F. 172   | 44   | 66  | 44   | —   | 12   | 2   | —  | 4  |   |
| Sanatorium Cooke .....                                   | T. 471   | 142  | 208   | 105  | 1   | 3  | 1   | 6  | 3  |   |
|  | M. 229   | 55   | 106   | 58   | 1   | 2  | 1   | 4  | 1  |   |
|  | F. 242   | 87   | 102   | 47   | —   | 1  | —   | 2  | 2  |   |
| Ontario .....  | T. 3,768 | 623  | 1,455   | 1,075                                      | 7   | 106  | 9   | 220  | 10   |   |
|  | M. 2,224 | 333  | 884   | 691  | 3   | 62   | 6   | 107  | 9  |   |
|  | F. 1,544 | 290  | 571   | 384  | 4   | 43   | 3   | 113  | 1  |   |
| Brant Sanatorium.....                                    | T. 146   | 31   | 49  | 54   | —   | 6  | —   | —  | 6  |   |
|  | M. 91    | 19   | 29  | 34   | —   | 5  | —   | —  | 4  |   |
|  | F. 55    | 12   | 20  | 20   | —   | 1  | —   | —  | 2  |   |
| St. Lawrence Sanatorium .....                            | T. 95    | 8  | 28  | 55   | —   | 1  | 1   | —  | 2  |   |
|  | M. 49    | 2  | 12  | 34   | —   | —  | —   | —  | 1  |   |
|  | F. 46    | 6  | 16  | 21   | —   | 1  | 1   | —  | 1  |   |
| Fort William Sanatorium.....                             | T. 237   | 42   | 86  | 61   | —   | 12   | —   | 21   | 14   |   |
|  | M. 149   | 25   | 56  | 40   | —   | 9  | —   | 10   | 9  |   |
|  | F. 88    | 17   | 30  | 21   | —   | 3  | —   | 11   | 5  |   |
| Squaw Bay Indian Hospital .....                          | T. 18    | 2  | 3   | 2  | —   | —  | —   | 10   | 1  |   |
|  | M. 10    | 2  | 1   | 1  | —   | —  | —   | 5  | 1  |   |
|  | F. 8     | —  | 2   | 1  | —   | —  | —   | 5  | —  |   |
| Muskoka Hospital.....                                    | T. 289   | 46   | 125   | 101  | —   | 7  | 1   | —  | 9  |   |
|  | M. 188   | 30   | 86  | 64   | —   | 3  | 1   | —  | 4  |   |
|  | F. 101   | 16   | 39  | 37   | —   | 4  | —   | —  | 5  |   |
| St. Mary's on the Lake Sanatorium .....                  | T. 111   | 25   | 53  | 23   | —   | 7  | —   | 1  | 1  |   |
|  | M. 75    | 15   | 39  | 12   | —   | 6  | —   | 1  | 1  |   |
|  | F. 36    | 10   | 14  | 11   | —   | 1  | —   | —  | —  |   |
| Mountain Sanatorium.....                                 | T. 678   | 82   | 314   | 190  | 3   | 19   | 2   | 25   | 43   |   |
|  | M. 413   | 37   | 194   | 131  | 2   | 9  | 2   | 14   | 24   |   |
|  | F. 265   | 45   | 120   | 59   | 1   | 10   | —   | 11   | 19   |   |
| Ongwanada Sanatorium.....                                | T. 163   | 21   | 75  | 61   | —   | 2  | —   | 1  | 3  |   |
|  | M. 115   | 12   | 51  | 47   | —   | 2  | —   | 1  | 2  |   |
|  | F. 48    | 9  | 24  | 14   | —   | —  | —   | —  | 1  |   |



## TUBERCULOSIS INSTITUTIONS

TABLE 20. Tuberculous admissions — institution and sex by type of disease, 1951 — Continued  
 TABLEAU 20. Tuberculeux admis — institution et sexe selon la forme de la maladie, 1951 — suite

| Institution                                       | Total           | Pulmonary tuberculosis<br>Tuberculose pulmonaire |   |  |   | Pleural tuberculosis<br>Tuberculose pleurale                       |   | Primary tuberculosis<br>—<br>Primo-infection tuberculeuse<br>004 | Other tuberculosis of respiratory system<br>—<br>Autres tuberculoses de l'appareil respiratoire<br>001, 5-8 | Tuberculosis, other forms<br>—<br>Autres formes de tuberculose<br>010-019 |
|---|-----------------|--|---|--|---|--|---|--|---|---|
|   |                 | Minimal<br>—<br>Minime<br>002.1                  | Moderately advanced<br>—<br>Modérément avancée<br>002.2 | Far advanced<br>—<br>Très avancée<br>002.3 | Other and unspecified pulmonary<br>—<br>Pulmonaire, autre et non spécifiée<br>002.4 | Pleurisy with effusion<br>—<br>Pleurésie avec épanchement<br>003.1 | Pleurisy without effusion<br>—<br>Pleurésie sans épanchement<br>003.2 |  |   |   |
| Freeport Sanatorium.....                          | T. 115          | 20   | 59  | 20   | 2   | 3  | 1   | 1  | —   | 9   |
|   | M. 62           | 9  | 32  | 12   | 1   | 3  | 1   | —  | —   | 4   |
|   | F. 53           | 11   | 27  | 8  | 1   | —  | —   | 1  | —   | 5   |
| Beck Memorial Sanatorium.....                     | T. 397          | 81   | 130   | 133  | —   | 12   | —   | 4  | 5   | 32  |
|   | M. 257          | 47   | 89  | 91   | —   | 8  | —   | 1  | 5   | 16  |
|   | F. 140          | 34   | 41  | 42   | —   | 4  | —   | 3  | —   | 16  |
| Western Counties' Wing, Westminster Hospital..... | T. 33           | 2  | 19  | 11   | —   | —  | —   | —  | —   | 1   |
|   | M. 33           | 2  | 19  | 11   | —   | —  | —   | —  | —   | 1   |
| Royal Ottawa Sanatorium.....                      | T. 205          | 31   | 80  | 54   | —   | 9  | 1   | 19   | —   | 11  |
|   | M. 105          | 16   | 38  | 29   | —   | 5  | 1   | 9  | —   | 7   |
|   | F. 100          | 15   | 42  | 25   | —   | 4  | —   | 10   | —   | 4   |
| Niagara Peninsula Sanatorium.....                 | T. 179          | 26   | 85  | 53   | —   | 5  | 1   | —  | 1   | 8   |
|   | M. 111          | 13   | 56  | 37   | —   | 2  | —   | —  | 1   | 2   |
|   | F. 68           | 13   | 29  | 16   | —   | 3  | 1   | —  | —   | 6   |
| Sioux Lookout Indian Hospital.....                | T. 189          | 61   | 64  | 31   | 1   | 1  | 1   | 5  | —   | 25  |
|   | M. 84           | 30   | 27  | 15   | —   | —  | 1   | 3  | —   | 8   |
|   | F. 105          | 31   | 37  | 16   | 1   | 1  | —   | 2  | —   | 17  |
| Daughters of the Empire Hospital.....             | T. 113          | —  | 1   | —  | —   | —  | —   | 109  | —   | 3   |
|   | M. 51           | —  | —   | —  | —   | —  | —   | 49   | —   | 2   |
|   | F. 62           | —  | 1   | —  | —   | —  | —   | 60   | —   | 1   |
| Sunnybrook Hospital.....                          | T. 100          | 23   | 37  | 36   | —   | 1  | —   | 1  | —   | 2   |
|   | M. 96           | 21   | 36  | 36   | —   | 1  | —   | 1  | —   | 1   |
|   | F. 4            | 2  | 1   | —  | —   | —  | —   | —  | —   | 1   |
| Toronto Hospital.....                             | T. 514          | 101  | 169   | 134  | 1   | 17   | 1   | 22   | 2   | 67  |
|   | M. 218          | 42   | 66  | 60   | —   | 9  | —   | 13   | 2   | 26  |
|   | F. 296          | 59   | 103   | 74   | 1   | 8  | 1   | 9  | —   | 41  |
| Essex County Sanatorium.....                      | T. 186          | 21   | 78  | 56   | —   | 3  | —   | 1  | —   | 27  |
|   | M. 117          | 11   | 53  | 37   | —   | —  | —   | —  | —   | 16  |
|   | F. 69           | 10   | 25  | 19   | —   | 3  | —   | 1  | —   | 11  |
| <b>Manitoba.....</b>                              | <b>T. 1,365</b> | <b>296</b>                                       | <b>398</b>  | <b>408</b>                                 | <b>3</b>  | <b>51</b>  | <b>3</b>  | <b>64</b>  | <b>2</b>  | <b>140</b>  |
|   | M. 711          | 126  | 213   | 238  | 3   | 24   | 1   | 31   | 2   | 73  |
|   | F. 654          | 170  | 185   | 170  | —   | 27   | 2   | 33   | —   | 67  |
| Brandon Sanatorium.....                           | T. 136          | 21   | 39  | 41   | —   | 2  | —   | 11   | —   | 22  |
|   | M. 71           | 11   | 23  | 24   | —   | 1  | —   | 2  | —   | 10  |
|   | F. 65           | 10   | 16  | 17   | —   | 1  | —   | 9  | —   | 12  |
| Manitoba Sanatorium.....                          | T. 185          | 55   | 65  | 51   | —   | 3  | —   | —  | —   | 11  |
|   | M. 93           | 23   | 37  | 27   | —   | 2  | —   | —  | —   | 4   |
|   | F. 92           | 32   | 28  | 24   | —   | 1  | —   | —  | —   | 7   |
| St. Boniface Sanatorium.....                      | T. 261          | 49   | 90  | 72   | 1   | 9  | —   | 5  | 1   | 34  |
|   | M. 137          | 21   | 44  | 45   | 1   | 3  | —   | 3  | 1   | 19  |
|   | F. 124          | 28   | 46  | 27   | —   | 6  | —   | 2  | —   | 15  |
| Dynevor Indian Hospital.....                      | T. 88           | 26   | 30  | 24   | —   | 1  | —   | 3  | —   | 4   |
|   | M. 39           | 10   | 13  | 11   | —   | 1  | —   | 2  | —   | 2   |
|   | F. 49           | 16   | 17  | 13   | —   | —  | —   | 1  | —   | 2   |
| Clearwater Lake Indian Hospital.....              | T. 159          | 34   | 40  | 27   | —   | 3  | 2   | 37   | —   | 16  |
|   | M. 81           | 12   | 23  | 15   | —   | 2  | —   | 21   | —   | 8   |
|   | F. 78           | 22   | 17  | 12   | —   | 1  | 2   | 16   | —   | 8   |
| Central Tuberculosis Clinic.....                  | T. 373          | 89   | 90  | 113  | 1   | 27   | 1   | 8  | 1   | 43  |
|   | M. 200          | 39   | 50  | 68   | 1   | 13   | 1   | 3  | 1   | 24  |
|   | F. 173          | 50   | 40  | 45   | —   | 14   | —   | 5  | —   | 19  |
| Winnipeg Municipal Hospitals.....                 | T. 163          | 22   | 44  | 80   | 1   | 6  | —   | —  | —   | 10  |
|   | M. 90           | 10   | 23  | 48   | 1   | 2  | —   | —  | —   | 6   |
|   | F. 73           | 12   | 21  | 32   | —   | 4  | —   | —  | —   | 4   |

TABLE 20. Tuberculous admissions — institution and sex by type of disease, 1951 — Concluded  
TABLEAU 20. Tuberculeux admis — institution et sexe selon la forme de la maladie, 1951 — fin

| Institution  | Total                        | Pulmonary tuberculosis<br>—<br>Tuberculose pulmonaire |   |  |   | Pleural tuberculosis<br>—<br>Tuberculose pleurale                  |   | Primary tuberculosis<br>—<br>Primo-infection tuberculeuse<br>004 | Other tuberculosis of respiratory system<br>—<br>Autres tuberculoses de l'appareil respiratoire<br>001, 5-8 | Tuberculosis, other forms<br>—<br>Autres formes de tuberculose<br>010-019 |
|--|------------------------------|---|---|--|---|--|---|--|---|---|
|  |                              | Minimal<br>—<br>Minime<br>002.1                       | Moderately advanced<br>—<br>Modérément avancée<br>002.2 | Far advanced<br>—<br>Très avancée<br>002.3 | Other and unspecified pulmonary<br>—<br>Pulmonaire, autre et non spécifiée<br>002.4 | Pleurisy with effusion<br>—<br>Pleurésie avec épanchement<br>003.1 | Pleurisy without effusion<br>—<br>Pleurésie sans épanchement<br>003.2 |  |   |   |
|  |                              |   |   |  |   |  |   |  |   |   |
| Saskatchewan   | T. 704<br>M. 350<br>F. 354   | 96<br>37<br>59  | 180<br>78<br>102  | 206<br>109<br>97                           | —<br>—<br>—   | 24<br>13<br>11   | 1<br>—<br>1   | 14<br>10<br>4  | 5<br>3<br>2   | 178<br>100<br>78  |
| Fort Qu'Appelle Sanatorium                                       | T. 253<br>M. 126<br>F. 127   | 43<br>14<br>29  | 56<br>29<br>27  | 83<br>44<br>39                             | —<br>—<br>—   | 10<br>3<br>7   | —<br>—<br>—   | 8<br>6<br>2  | 1<br>1<br>—   | 52<br>29<br>23  |
| Prince Albert Sanatorium   | T. 205<br>M. 104<br>F. 101   | 28<br>11<br>17  | 49<br>25<br>24  | 57<br>27<br>30                             | —<br>—<br>—   | 8<br>8<br>—  | —<br>—<br>—   | 4<br>3<br>1  | 1<br>1<br>—   | 58<br>29<br>29  |
| Saskatoon Sanatorium   | T. 246<br>M. 120<br>F. 126   | 25<br>12<br>13  | 75<br>24<br>51  | 66<br>38<br>28                             | —<br>—<br>—   | 6<br>2<br>4  | 1<br>—<br>1   | 2<br>1<br>1  | 3<br>1<br>2   | 68<br>42<br>26  |
| Alberta  | T. 805<br>M. 418<br>F. 387   | 107<br>51<br>56                                       | 207<br>110<br>97  | 204<br>110<br>94                           | 3<br>—<br>3   | 37<br>19<br>18   | 1<br>1<br>—   | 80<br>39<br>41   | —<br>—<br>—   | 166<br>88<br>78   |
| Central Alberta Sanatorium                                       | T. 232<br>M. 120<br>F. 112   | 44<br>22<br>22  | 56<br>29<br>27  | 83<br>48<br>35                             | —<br>—<br>—   | 6<br>—<br>6  | —<br>—<br>—   | 8<br>4<br>4  | —<br>—<br>—   | 35<br>17<br>18  |
| Charles Camsell Indian Hospital (Indians, Eskimos and Civilians) | T. 237<br>M. 112<br>F. 125   | 16<br>6<br>10   | 64<br>32<br>32  | 43<br>20<br>23                             | 3<br>—<br>3   | 14<br>7<br>7   | —<br>—<br>—   | 43<br>20<br>23   | —<br>—<br>—   | 54<br>27<br>27  |
| Charles Camsell Indian Hospital                                  | T. 20<br>M. 20               | 3<br>3  | 9<br>9  | 6<br>6                                     | —<br>—  | 1<br>1   | 1<br>1  | —<br>—   | —<br>—  | —<br>—  |
| Edmonton Section   | T. 316<br>M. 166<br>F. 150   | 44<br>20<br>24  | 78<br>40<br>38  | 72<br>36<br>36                             | —<br>—<br>—   | 16<br>11<br>5  | —<br>—<br>—   | 29<br>15<br>14   | —<br>—<br>—   | 77<br>44<br>33  |
| British Columbia   | T. 1,234<br>M. 654<br>F. 580 | 303<br>132<br>171                                     | 466<br>254<br>212                                       | 265<br>171<br>94                           | —<br>—<br>—   | 17<br>11<br>6  | 5<br>1<br>4   | 121<br>52<br>69  | 4<br>3<br>1   | 53<br>30<br>23  |
| St. Michael's Preventorium                                       | T. 11<br>M. 5<br>F. 6        | —<br>—<br>—   | —<br>—<br>—   | —<br>—<br>—                                | —<br>—<br>—   | 1<br>1<br>—  | —<br>—<br>—   | 7<br>1<br>6  | —<br>—<br>—   | 3<br>3<br>—   |
| R. W. Large Memorial Hospital                                    | T. 21<br>M. 8<br>F. 13       | 4<br>—<br>4   | 5<br>2<br>3   | 1<br>1<br>—                                | —<br>—<br>—   | 1<br>1<br>—  | 1<br>—<br>1   | 9<br>4<br>5  | —<br>—<br>—   | —<br>—<br>—   |
| Bella Coola General Hospital                                     | T. 7<br>M. 2<br>F. 5         | —<br>—<br>—   | 2<br>2<br>—   | —<br>—<br>—                                | —<br>—<br>—   | —<br>—<br>—  | 1<br>—<br>1   | 4<br>—<br>4  | —<br>—<br>—   | —<br>—<br>—   |
| Queen Alexandra Solarium   | T. —                         | —   | —   | —  | —   | —  | —   | —  | —   | —   |
| St. Mary's Preventorium  | T. 16<br>M. 6<br>F. 10       | —<br>—<br>—   | —<br>—<br>—   | —<br>—<br>—                                | —<br>—<br>—   | —<br>—<br>—  | —<br>—<br>—   | 14<br>5<br>9   | —<br>—<br>—   | 2<br>1<br>1   |
| Nanaimo Indian Hospital  | T. 96<br>M. 56<br>F. 40      | 7<br>4<br>3   | 19<br>11<br>6   | 15<br>6<br>9                               | —<br>—<br>—   | 5<br>4<br>1  | 1<br>1<br>—   | 27<br>17<br>10   | —<br>—<br>—   | 22<br>13<br>9   |
| Miller Bay Indian Hospital                                       | T. 123<br>M. 53<br>F. 70     | 9<br>1<br>8   | 40<br>20<br>20  | 24<br>9<br>15                              | —<br>—<br>—   | 5<br>4<br>1  | —<br>—<br>—   | 30<br>12<br>18   | —<br>—<br>—   | 15<br>7<br>8  |
| Coqualeetza Indian Hospital                                      | T. 88<br>M. 41<br>F. 47      | 8<br>1<br>7   | 18<br>8<br>10   | 20<br>14<br>6                              | —<br>—<br>—   | 2<br>1<br>1  | 2<br>—<br>2   | 28<br>12<br>16   | —<br>—<br>—   | 10<br>5<br>5  |
| Division of Tuberculosis Control                                 | T. 872<br>M. 483<br>F. 389   | 275<br>128<br>149                                     | 382<br>211<br>171                                       | 205<br>141<br>64                           | —<br>—<br>—   | 3<br>—<br>3  | —<br>—<br>—   | 2<br>1<br>1  | 4<br>3<br>1   | 1<br>1<br>—   |

In general, tuberculosis is a disease of early adulthood. A total of 42.6 per cent of all tuberculous admissions were aged 20-34, and 61.8 per cent were between the ages of 15 and 39. Even these rates do not necessarily represent total morbidity due to the disease among young adults, since the chronic nature of tuberculosis may result in admission being delayed by various circumstances.

Figures 2A-2G relate tuberculous admissions to the general population by sex and age. Rates are plotted at the midpoint of the class intervals from age 0 to age 90, and the 90 and over interval is plotted at age 95.

Figure 2A refers to total tuberculous admissions. It will be observed that the rate for males is slightly higher in the 0-4 age group and is also higher in the groups from age 35 onward, while the female rate is higher in the intervening groups. The apparently higher female rate in the 90 and over interval is of little significance owing to its low frequency. The maximum rate for females is attained in the 20-24 group, and for males in the 25-29 bracket. The male rate between ages 35 and 59 remains relatively constant.

Figures 2B, 2C, and 2D refer respectively to minimal, moderately advanced and far advanced pulmonary tuberculosis. The relationships shown in the moderately advanced chart coincide very closely with those in Figure 2A. The surplus of males in the middle and later years increases in magnitude directly with degree of advancement, though the increase in the surplus becomes notable at an earlier age than the increase in degree of advancement. The higher male rate among far advanced cases is also evidenced from the fact that only in this category are the maximum male rates higher than the highest female rate in any age group.

Figure 2E, rates for pleural tuberculosis, displays a notable similarity between the rates for the sexes until the 40-44 group is reached. From that point, the typical male surplus may be observed.

Figure 2F, referring to primary tuberculosis, shows very little difference in its rates between the sexes, although there is a fairly sizeable female excess in the 10-14 age group. This class of course shows the earliest modal age group of any of the diagnoses illustrated.

Some of the irregularity of the curves in Figure 2G is no doubt due to the heterogeneity of the diagnoses covered, such diverse forms as glandular tuberculosis, tuberculosis of the meninges, and tuberculosis of the bones and joints being grouped here, but even so the general conditions of a higher female rate in early adulthood and the reverse in middle age are fulfilled. Low frequencies reduce the significance of the curves from age 70 onward.

Table 21 shows actual frequencies, by diagnosis, age sex, and province of tuberculous admissions.

En général, la tuberculose frappe les jeunes adultes. Un total de 42.6 p. 100 de tous les tuberculeux admis sont âgés de 20 à 34 ans et 61.8 p. 100, de 15 à 39 ans. Même ces taux ne représentent pas nécessairement toute la morbidité attribuable à cette maladie chez les jeunes adultes, étant donné que la nature chronique de la tuberculose peut, pour diverses raisons, retarder l'admission.

Les graphiques 2A à 2G indiquent le rapport entre les admis et la population en général, par sexe et par âge. Les taux sont calculés au point médian des intervalles de classe, depuis l'âge 0 jusqu'à l'âge 90 et l'intervalle de 90 et plus est calculé à 95 ans.

Le graphique 2A indique les admissions totales de tuberculeux. On observera que chez les personnes du sexe masculin, le taux est légèrement plus élevé dans le groupe d'âge de 0-4 ans de même que dans ceux de 35 en montant, tandis que, chez les personnes du sexe féminin, il est plus élevé dans les groupes intermédiaires. Le taux apparemment plus élevé chez celles-ci pour l'intervalle 90 ans et plus est peu significatif à cause de sa faible fréquence. Le taux atteint son maximum chez les personnes du sexe féminin dans le groupe de 20-24 ans et, chez celles du sexe masculin, dans celui de 25-29 ans. Le taux chez les personnes du sexe masculin âgées de 35 à 59 ans demeure relativement constant.

Les graphiques 2B, 2C et 2D concernent respectivement la tuberculose pulmonaire minimale, modérément avancée et très avancée. Les rapports indiqués dans le graphique de la tuberculose modérément avancée correspondent très étroitement à ceux du graphique 2A. L'excédent chez les hommes d'âge moyen et plus avancé s'accroît en raison du degré d'avancement de la maladie, bien que l'augmentation devienne sensible à un âge moins avancé que celui où l'augmentation du degré d'avancement est observée. Le taux plus élevé des hommes dans la catégorie des très avancés est également manifeste du fait que les taux maximums chez les hommes ne sont plus élevés que les taux maximums chez les femmes de tout groupe d'âge que dans cette catégorie.

Le graphique 2E, qui donne les taux de la tuberculose pleurale, révèle une similitude remarquable entre les taux des deux sexes, jusqu'au groupe 40-44 ans, à compter duquel on observe l'excédent caractéristique aux hommes.

Le graphique 2F, qui porte sur la tuberculose primaire, indique peu de différence entre les taux des deux sexes, bien que, dans le groupe de 10-14 ans, l'excédent soit assez remarquable chez les femmes. Ce groupe représente évidemment le groupe d'âge modal le moins avancé parmi les diagnostics illustrés.

L'irrégularité des courbes du graphique 2G est sans doute attribuable en partie à l'hétérogénéité des diagnostics relevés et qui comprennent des formes de tuberculose aussi différentes que la tuberculose glandulaire, la tuberculose des méninges et la tuberculose des os et des articulations réunies ici; mais, même à ce compte, le taux habituellement plus élevé chez les jeunes femmes et le contraire à l'âge moyen est observé. Les basses fréquences atténuent la signification des courbes dans le groupe de 70 ans et plus.

Le tableau 21 donne les fréquences réelles par diagnostic, âge, sexe et province de tuberculeux admis.



FIRST ADMISSIONS: AGE-SEX SPECIFIC RATES, 1951  
 (PER 100,000 GENERAL POPULATION)  
 PREMIÈRES ADMISSIONS: SELON L'ÂGE ET LE SEXE, 1951  
 (PAR 100,000 DE LA POPULATION GÉNÉRALE)

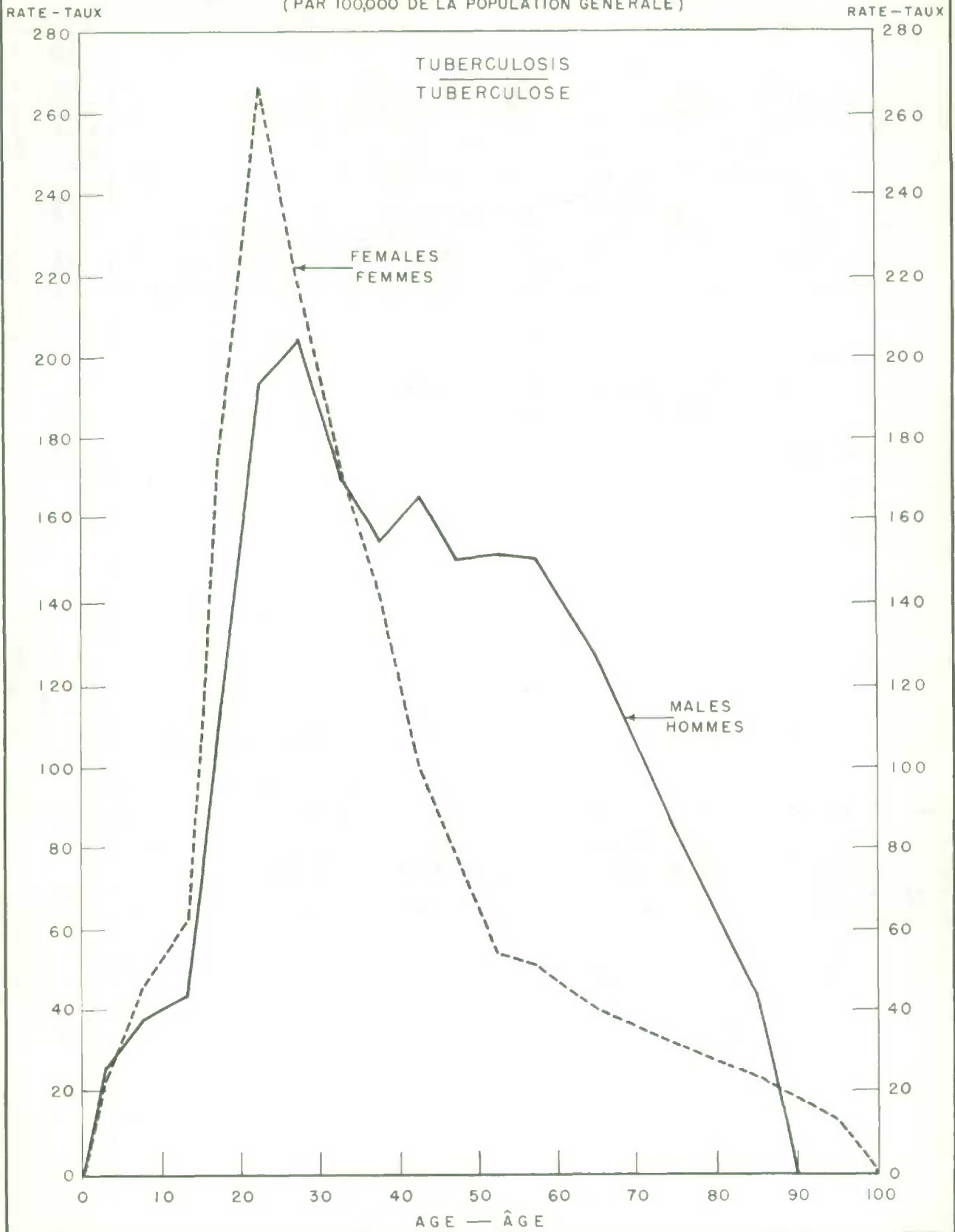


FIGURE - 2b

GRAPHIQUE - 2b

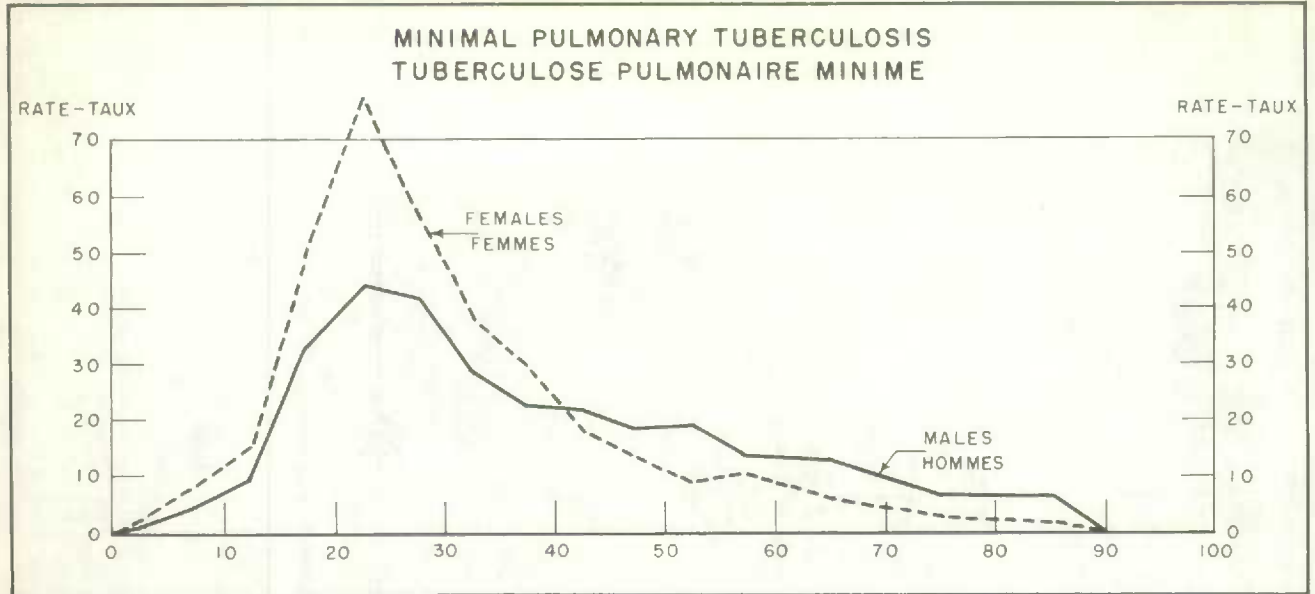


FIGURE - 2c

GRAPHIQUE - 2c

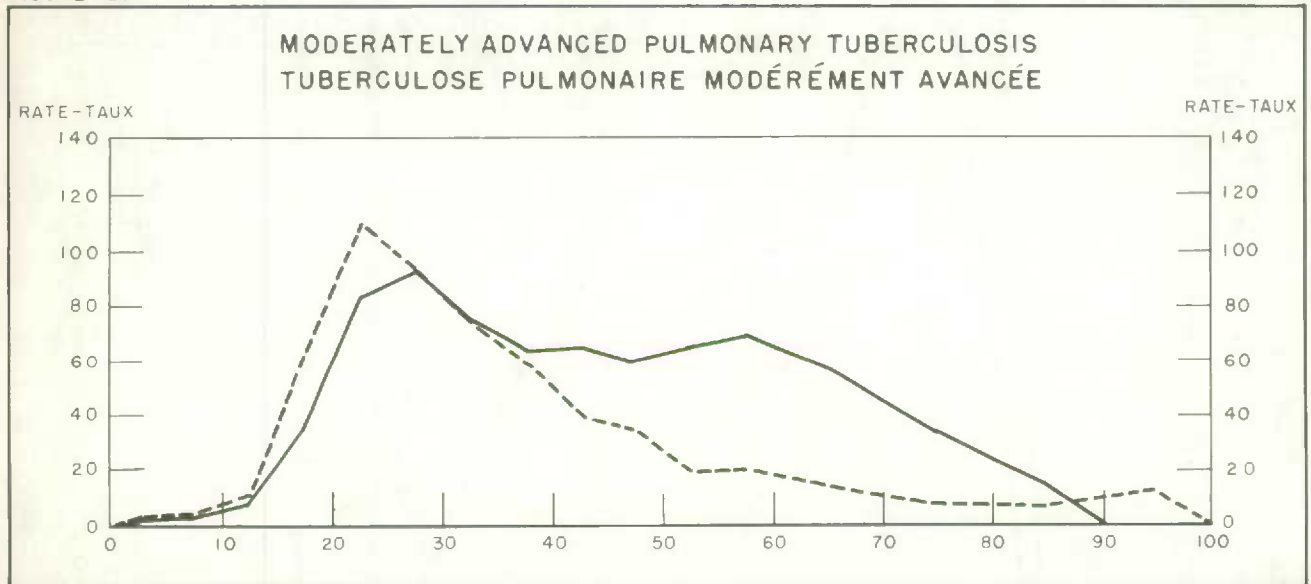


FIGURE - 2d

GRAPHIQUE - 2d

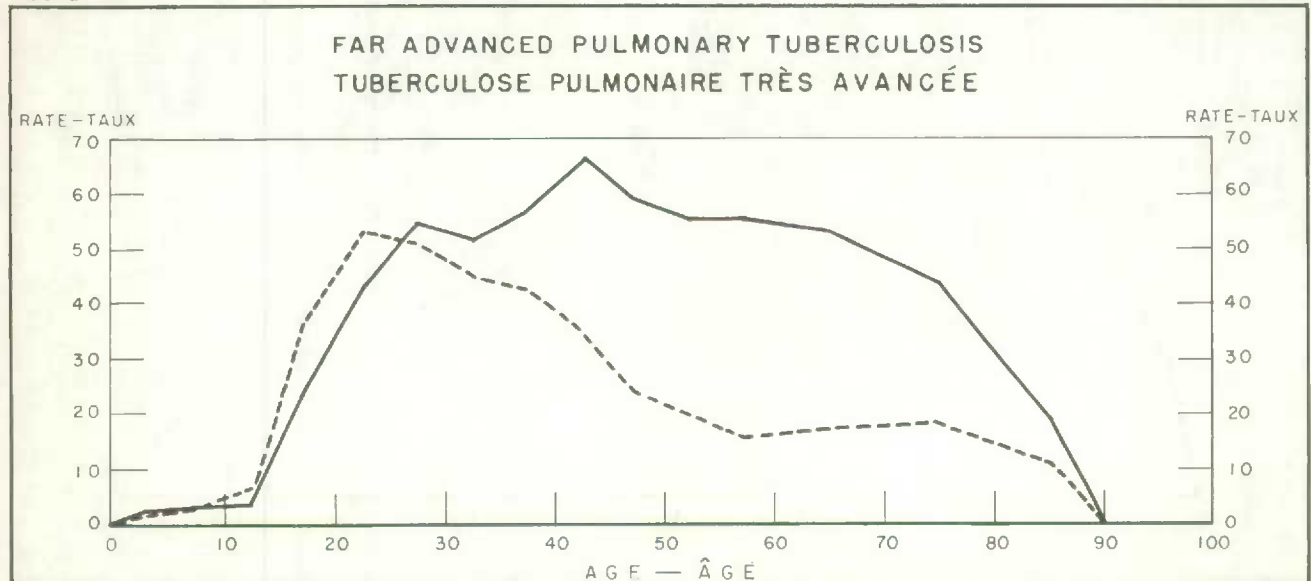


FIGURE - 2e

GRAPHIQUE - 2e

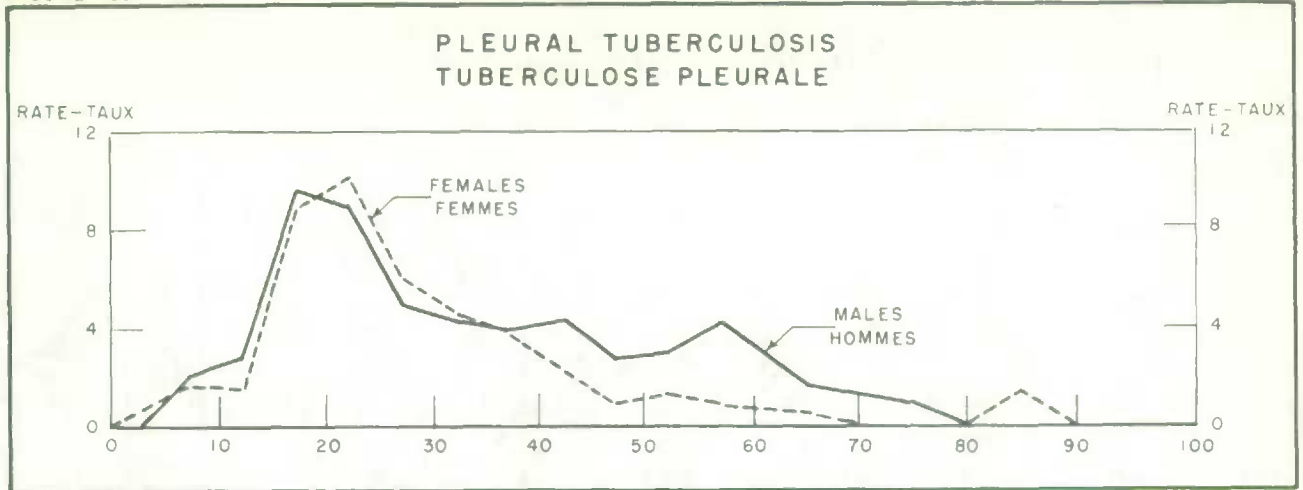


FIGURE - 2f

GRAPHIQUE - 2f

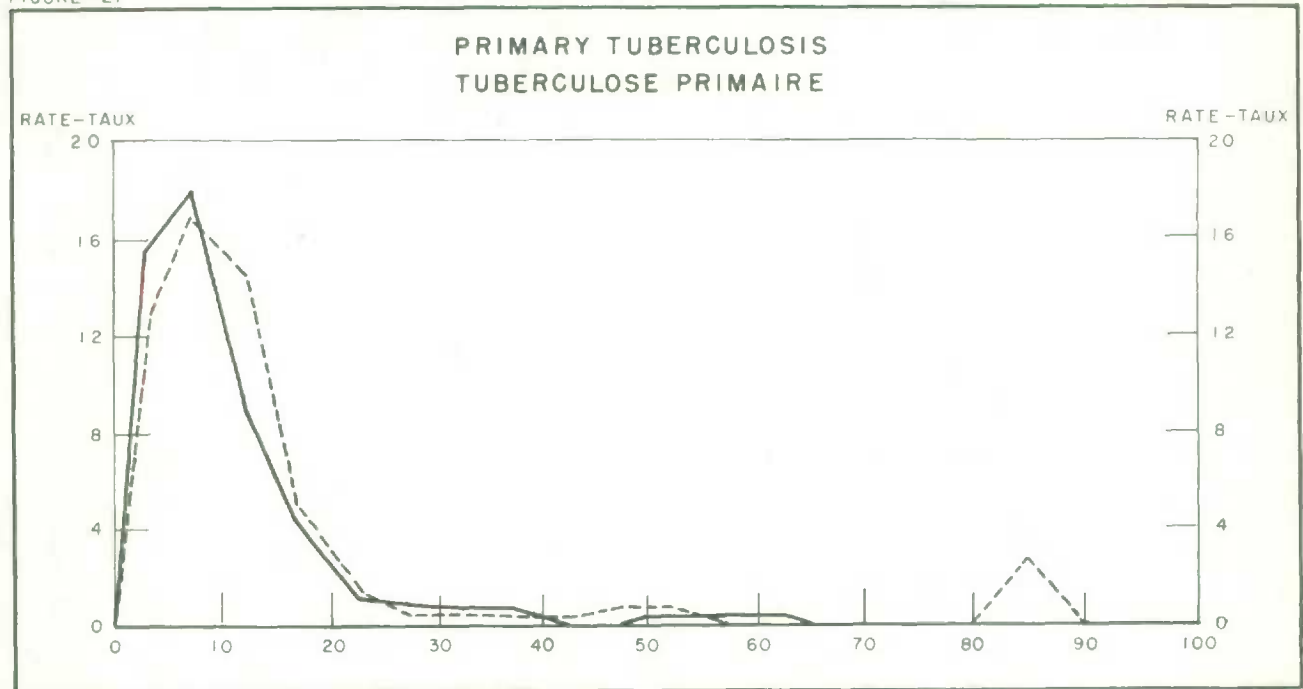
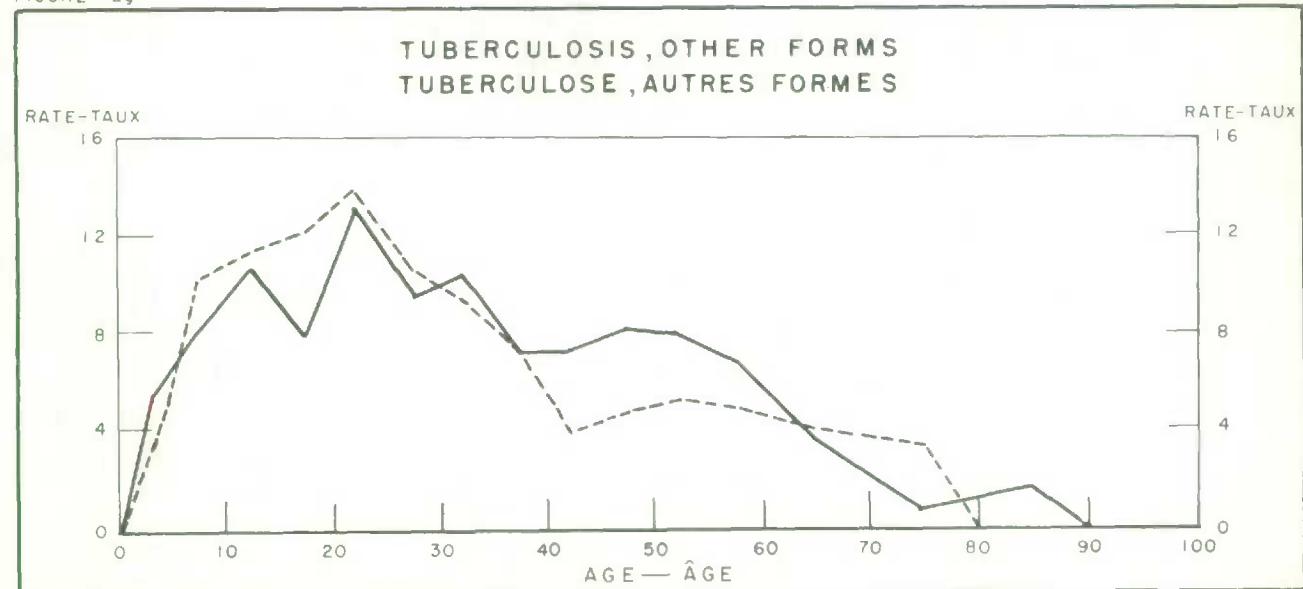


FIGURE - 2g

GRAPHIQUE - 2g





## TUBERCULOSIS INSTITUTIONS

TABLE 21. Tuberculous admissions according to age and type of disease, 1951

TABLEAU 21. Tuberculeux admis selon l'âge et la forme de la maladie, 1951

| Age                              | Total            | Pulmonary tuberculosis<br>Tuberculose pulmonaire |   |  |   | Pleural tuberculosis<br>Tuberculose pleurale                       |   | Primary tuberculosis<br>—<br>Primo-infection tuberculeuse<br>004 | Other tuberculosis of respiratory system<br>—<br>Autres tuberculoses de l'appareil respiratoire<br>001,5-8 | Tuberculosis, other forms<br>—<br>Autres formes de tuberculose<br>010-019 |
|----------------------------------|------------------|--|---|--|---|--|---|--|--|---|
|                                  |                  | Minimal<br>—<br>Minime<br>002.1                  | Moderately advanced<br>—<br>Modérément avancée<br>002.2 | Far advanced<br>—<br>Très avancée<br>002.3 | Other and unspecified pulmonary<br>—<br>Pulmonaire, autre et non spécifiée<br>002.4 | Pleurisy with effusion<br>—<br>Pleurésie avec épanchement<br>003.1 | Pleurisy without effusion<br>—<br>Pleurésie sans épanchement<br>003.2 |  |  |   |
|                                  |                  |  |   |  |   |  |   |  |  |   |
| <b>CANADA.....</b>               | <b>T. 15,648</b> | <b>3,067</b>                                     | <b>5,979</b>  | <b>4,263</b>                               | <b>34</b>   | <b>429</b>   | <b>50</b>   | <b>720</b>   | <b>30</b>  | <b>1,076</b>  |
|                                  | <b>M. 8,276</b>  | <b>1,335</b>                                     | <b>3,221</b>  | <b>2,520</b>                               | <b>18</b>   | <b>230</b>   | <b>27</b>   | <b>355</b>   | <b>23</b>  | <b>547</b>  |
|                                  | <b>F. 7,372</b>  | <b>1,732</b>                                     | <b>2,758</b>  | <b>1,743</b>                               | <b>16</b>   | <b>199</b>   | <b>23</b>   | <b>365</b>   | <b>7</b>   | <b>529</b>  |
| 0-4 years — ans .....            | T. 406           | 25   | 28  | 23   | 2   | 4  | —   | 244  | 4  | 76  |
|                                  | M. 221           | 10   | 11  | 14   | —   | —  | —   | 136  | 2  | 48  |
|                                  | F. 185           | 15   | 17  | 9  | 2   | 4  | —   | 108  | 2  | 28  |
| 5-9 " " .....                    | T. 573           | 84   | 35  | 34   | 5   | 23   | 3   | 260  | 3  | 126   |
|                                  | M. 264           | 32   | 13  | 17   | —   | 12   | 3   | 128  | 2  | 57  |
|                                  | F. 309           | 52   | 22  | 17   | 5   | 11   | —   | 132  | 1  | 69  |
| 10-14 " " .....                  | T. 591           | 143  | 111   | 54   | 1   | 20   | 4   | 131  | 3  | 124   |
|                                  | M. 250           | 57   | 45  | 20   | —   | 12   | 4   | 50   | 1  | 61  |
|                                  | F. 341           | 86   | 66  | 34   | 1   | 8  | —   | 81   | 2  | 63  |
| 15-19 " " .....                  | T. 1,526         | 442  | 516   | 313  | 4   | 86   | 12  | 47   | 1  | 105   |
|                                  | M. 608           | 174  | 189   | 124  | 4   | 46   | 6   | 22   | 1  | 42  |
|                                  | F. 918           | 268  | 327   | 189  | —   | 40   | 6   | 25   | —  | 63  |
| 20-24 " " .....                  | T. 2,502         | 661  | 1,049   | 527  | 4   | 94   | 8   | 12   | —  | 147   |
|                                  | M. 1,036         | 233  | 447   | 232  | 1   | 45   | 2   | 5  | —  | 71  |
|                                  | F. 1,466         | 428  | 602   | 295  | 3   | 49   | 6   | 7  | —  | 76  |
| 25-29 " " .....                  | T. 2,390         | 557  | 1,051   | 599  | 4   | 54   | 5   | 6  | 2  | 112   |
|                                  | M. 1,124         | 227  | 509   | 304  | 1   | 24   | 2   | 4  | 1  | 52  |
|                                  | F. 1,266         | 330  | 542   | 295  | 3   | 30   | 3   | 2  | 1  | 60  |
| 30-34 " " .....                  | T. 1,772         | 337  | 780   | 500  | 4   | 40   | 5   | 5  | —  | 101   |
|                                  | M. 868           | 141  | 384   | 265  | 2   | 20   | 1   | 3  | —  | 52  |
|                                  | F. 904           | 196  | 396   | 235  | 2   | 20   | 4   | 2  | —  | 49  |
| 35-39 " " .....                  | T. 1,476         | 258  | 611   | 491  | —   | 37   | 3   | 4  | 2  | 70  |
|                                  | M. 773           | 111  | 319   | 284  | —   | 19   | 1   | 3  | 1  | 35  |
|                                  | F. 703           | 147  | 292   | 207  | —   | 18   | 2   | 1  | 1  | 35  |
| 40-44 " " .....                  | T. 1,148         | 170  | 454   | 444  | 2   | 24   | 4   | 1  | 2  | 47  |
|                                  | M. 733           | 95   | 287   | 297  | 2   | 16   | 3   | —  | 2  | 31  |
|                                  | F. 415           | 75   | 167   | 147  | —   | 8  | 1   | 1  | —  | 16  |
| 45-49 " " .....                  | T. 855           | 117  | 355   | 315  | 3   | 12   | 1   | 3  | 2  | 47  |
|                                  | M. 580           | 71   | 232   | 230  | 3   | 9  | 1   | 1  | 2  | 31  |
|                                  | F. 275           | 46   | 123   | 85   | —   | 3  | —   | 2  | —  | 16  |
| 50-54 " " .....                  | T. 687           | 92   | 281   | 249  | 2   | 13   | 1   | 3  | 3  | 43  |
|                                  | M. 514           | 64   | 220   | 187  | 2   | 10   | —   | 1  | 3  | 27  |
|                                  | F. 173           | 28   | 61  | 62   | —   | 3  | 1   | 2  | —  | 16  |
| 55-59 " " .....                  | T. 580           | 67   | 256   | 203  | 1   | 11   | 3   | 1  | 5  | 33  |
|                                  | M. 439           | 39   | 200   | 161  | 1   | 9  | 3   | 1  | 5  | 20  |
|                                  | F. 141           | 28   | 56  | 42   | —   | 2  | —   | —  | —  | 13  |
| 60-69 " " .....                  | T. 804           | 86   | 334   | 335  | 2   | 8  | 1   | 1  | 3  | 34  |
|                                  | M. 624           | 61   | 271   | 262  | 2   | 6  | 1   | 1  | 3  | 17  |
|                                  | F. 180           | 25   | 63  | 73   | —   | 2  | —   | —  | —  | 17  |
| 70-79 " " .....                  | T. 293           | 23   | 102   | 156  | —   | 2  | —   | —  | —  | 10  |
|                                  | M. 215           | 16   | 84  | 111  | —   | 2  | —   | —  | —  | 2   |
|                                  | F. 78            | 7  | 18  | 45   | —   | —  | —   | —  | —  | 8   |
| 80-89 " " .....                  | T. 44            | 5  | 15  | 20   | —   | 1  | —   | 2  | —  | 1   |
|                                  | M. 27            | 4  | 10  | 12   | —   | —  | —   | —  | —  | 1   |
|                                  | F. 17            | 1  | 5   | 8  | —   | 1  | —   | 2  | —  | —   |
| 90 years and over — ans et plus. | T. 1             | —  | 1   | —  | —   | —  | —   | —  | —  | —   |
|                                  | F. 1             | —  | 1   | —  | —   | —  | —   | —  | —  | —   |



## TUBERCULOSIS INSTITUTIONS

TABLE 21. Tuberculous admissions according to age and type of disease, 1951 - Continued

TABLEAU 21. Tuberculeux admis selon l'âge et la forme de la maladie, 1951 - suite

| Age                  | Total  | Pulmonary tuberculosis<br>Tuberculose pulmonaire |   |  |   | Pleural tuberculosis<br>Tuberculose pleurale                       |   | Primary tuberculosis<br>-<br>Primo-infection tuberculeuse<br>004 | Other tuberculosis of respiratory system<br>-<br>Autres tuberculoses de l'appareil respiratoire<br>001,5-8 | Tuberculosis, other forms<br>-<br>Autres formes de tuberculose<br>010-019 |
|----------------------|--------|--|---|--|---|--|---|--|--|---|
|                      |        | Minimal<br>-<br>Minime<br>002.1                  | Moderately advanced<br>-<br>Modérément avancée<br>002.2 | Far advanced<br>-<br>Très avancée<br>002.3 | Other and unspecified pulmonary<br>-<br>Pulmonaire, autre et non spécifiée<br>002.4 | Pleurisy with effusion<br>-<br>Pleurésie avec épanchement<br>003.1 | Pleurisy without effusion<br>-<br>Pleurésie sans épanchement<br>003.2 |  |  |   |
|                      |        |  |   |  |   |  |   |  |  |   |
| Prince Edward Island | T. 166 | 31   | 62  | 36   | 2   | 7  | 1   | 6  | -  | 21  |
|                      | M. 76  | 11   | 26  | 20   | 1   | 5  | 1   | 2  | -  | 10  |
|                      | F. 90  | 20   | 36  | 16   | 1   | 2  | -   | 4  | -  | 11  |
| 0-4 years - ans      | T. 5   | -  | 1   | -  | -   | -  | -   | 3  | -  | 1   |
|                      | M. 2   | -  | -   | -  | -   | -  | -   | 1  | -  | 1   |
|                      | F. 3   | -  | 1   | -  | -   | -  | -   | 2  | -  | -   |
| 5-9 " "              | T. 5   | 1  | 1   | -  | -   | 2  | -   | 1  | -  | -   |
|                      | M. 2   | 1  | -   | -  | -   | 1  | -   | -  | -  | -   |
|                      | F. 3   | -  | 1   | -  | -   | 1  | -   | 1  | -  | -   |
| 10-14 " "            | T. 9   | 5  | 1   | 1  | -   | -  | -   | 1  | -  | 1   |
|                      | M. 3   | 3  | -   | -  | -   | -  | -   | -  | -  | -   |
|                      | F. 6   | 2  | 1   | 1  | -   | -  | -   | 1  | -  | 1   |
| 15-19 " "            | T. 20  | 7  | 7   | 2  | -   | 2  | 1   | -  | -  | 1   |
|                      | M. 9   | 3  | 2   | -  | -   | 2  | 1   | -  | -  | 1   |
|                      | F. 11  | 4  | 5   | 2  | -   | -  | -   | -  | -  | -   |
| 20-24 " "            | T. 18  | 6  | 6   | 1  | -   | 2  | -   | -  | -  | 3   |
|                      | M. 7   | 1  | 3   | 1  | -   | 1  | -   | -  | -  | 1   |
|                      | F. 11  | 5  | 3   | -  | -   | 1  | -   | -  | -  | 2   |
| 25-29 " "            | T. 21  | 6  | 9   | 4  | -   | -  | -   | -  | -  | 2   |
|                      | M. 8   | 3  | 4   | 1  | -   | -  | -   | -  | -  | -   |
|                      | F. 13  | 3  | 5   | 3  | -   | -  | -   | -  | -  | 2   |
| 30-34 " "            | T. 26  | -  | 14  | 5  | 1   | -  | -   | 1  | -  | 5   |
|                      | M. 14  | -  | 6   | 4  | -   | -  | -   | 1  | -  | 3   |
|                      | F. 12  | -  | 8   | 1  | 1   | -  | -   | -  | -  | 2   |
| 35-39 " "            | T. 13  | 3  | 5   | 3  | -   | -  | -   | -  | -  | 2   |
|                      | M. 2   | -  | -   | 1  | -   | -  | -   | -  | -  | 1   |
|                      | F. 11  | 3  | 5   | 2  | -   | -  | -   | -  | -  | 1   |
| 40-44 " "            | T. 10  | 1  | 3   | 3  | -   | -  | -   | -  | -  | 3   |
|                      | M. 6   | -  | 1   | 3  | -   | -  | -   | -  | -  | 2   |
|                      | F. 4   | 1  | 2   | -  | -   | -  | -   | -  | -  | 1   |
| 45-49 " "            | T. 8   | 1  | 4   | 2  | -   | -  | -   | -  | -  | 1   |
|                      | M. 5   | -  | 3   | 2  | -   | -  | -   | -  | -  | -   |
|                      | F. 3   | 1  | 1   | -  | -   | -  | -   | -  | -  | 1   |
| 50-54 " "            | T. 13  | -  | 4   | 6  | 1   | -  | -   | -  | -  | 2   |
|                      | M. 9   | -  | 3   | 4  | 1   | -  | -   | -  | -  | 1   |
|                      | F. 4   | -  | 1   | 2  | -   | -  | -   | -  | -  | 1   |
| 55-59 " "            | T. 7   | -  | 3   | 3  | -   | 1  | -   | -  | -  | -   |
|                      | M. 3   | -  | 1   | 1  | -   | 1  | -   | -  | -  | -   |
|                      | F. 4   | -  | 2   | 2  | -   | -  | -   | -  | -  | -   |
| 60-69 " "            | T. 6   | 1  | 2   | 3  | -   | -  | -   | -  | -  | -   |
|                      | M. 5   | -  | 2   | 3  | -   | -  | -   | -  | -  | -   |
|                      | F. 1   | 1  | -   | -  | -   | -  | -   | -  | -  | -   |
| 70-79 " "            | T. 4   | -  | 2   | 2  | -   | -  | -   | -  | -  | -   |
|                      | M. 1   | -  | 1   | -  | -   | -  | -   | -  | -  | -   |
|                      | F. 3   | -  | 1   | 2  | -   | -  | -   | -  | -  | -   |
| 80-89 " "            | T. 1   | -  | -   | 1  | -   | -  | -   | -  | -  | -   |
|                      | F. 1   | -  | -   | 1  | -   | -  | -   | -  | -  | -   |







TABLE 21. Tuberculous admissions according to age and type of disease, 1951 - Continued

TABLEAU 21. Tuberculeux admis selon l'âge et la forme de la maladie, 1951 - suite

| Age                   | Total                            | Pulmonary tuberculosis<br>Tuberculose pulmonaire |   |  |   | Pleural tuberculosis<br>Tuberculose pleurale                       |   | Primary tuberculosis<br>—<br>Primo-infection tuberculeuse<br>004 | Other tuberculosis of respiratory system<br>—<br>Autres tuberculoses de l'appareil respiratoire<br>001,5-8 | Tuberculosis, other forms<br>—<br>Autres formes de tuberculose<br>010-019 |
|-----------------------|----------------------------------|--|---|--|---|--|---|--|--|---|
|                       |                                  | Minimal<br>—<br>Minime<br>002.1                  | Moderately advanced<br>—<br>Modérément avancée<br>002.2 | Far advanced<br>—<br>Très avancée<br>002.3 | Other and unspecified pulmonary<br>—<br>Pulmonaire, autre et non spécifiée<br>002.4 | Pleurisy with effusion<br>—<br>Pleurésie avec épanchement<br>003.1 | Pleurisy without effusion<br>—<br>Pleurésie sans épanchement<br>003.2 |  |  |   |
|                       |                                  |  |   |  |   |  |   |  |  |   |
| Québec.....           | T. 5,696<br>M. 2,877<br>F. 2,819 | 1,328<br>532<br>796                              | 2,429<br>1,248<br>1,181                                 | 1,420<br>832<br>588                        | 15<br>10<br>5   | 139<br>72<br>67  | 24<br>15<br>9   | 171<br>88<br>83  | 5<br>3<br>2  | 165<br>77<br>88   |
| 0-4 years — ans ..... | T. 84<br>M. 52<br>F. 32          | 9<br>3<br>6                                      | 6<br>3<br>3   | 2<br>—<br>2                                | —<br>—<br>—   | 3<br>—<br>3  | —<br>—<br>—   | 39<br>26<br>13   | —<br>—<br>—  | 25<br>20<br>5   |
| 5-9 " " .....         | T. 140<br>M. 62<br>F. 78         | 48<br>18<br>30                                   | 7<br>1<br>6   | 5<br>3<br>2                                | —<br>—<br>—   | 2<br>—<br>2  | 2<br>2<br>—   | 61<br>34<br>27   | —<br>—<br>—  | 15<br>4<br>11   |
| 10-14 " " .....       | T. 156<br>M. 57<br>F. 99         | 59<br>20<br>39                                   | 22<br>8<br>14   | 11<br>—<br>11                              | 1<br>—<br>1   | 4<br>2<br>2  | 1<br>1<br>—   | 31<br>13<br>18   | 2<br>1<br>1  | 25<br>12<br>13  |
| 15-19 " " .....       | T. 608<br>M. 235<br>F. 373       | 215<br>91<br>124                                 | 220<br>76<br>144  | 97<br>35<br>62                             | 2<br>2<br>—   | 33<br>18<br>15   | 5<br>3<br>2   | 19<br>7<br>12  | —<br>—<br>—  | 17<br>3<br>14   |
| 20-24 " " .....       | T. 1,041<br>M. 428<br>F. 613     | 269<br>93<br>176                                 | 474<br>214<br>260                                       | 222<br>93<br>129                           | 3<br>1<br>2   | 37<br>14<br>23   | 4<br>1<br>3   | 5<br>3<br>2  | —<br>—<br>—  | 27<br>9<br>18   |
| 25-29 " " .....       | T. 942<br>M. 439<br>F. 503       | 237<br>83<br>154                                 | 456<br>221<br>235                                       | 213<br>117<br>96                           | 3<br>1<br>2   | 11<br>8<br>3   | 2<br>—<br>2   | 1<br>—<br>1  | 1<br>—<br>1  | 18<br>9<br>9  |
| 30-34 " " .....       | T. 664<br>M. 330<br>F. 334       | 137<br>53<br>84                                  | 320<br>165<br>155                                       | 174<br>97<br>77                            | 1<br>1<br>—   | 15<br>7<br>8   | 1<br>1<br>—   | 3<br>1<br>2  | —<br>—<br>—  | 13<br>5<br>8  |
| 35-39 " " .....       | T. 602<br>M. 309<br>F. 293       | 114<br>47<br>67                                  | 281<br>133<br>148                                       | 185<br>120<br>65                           | —<br>—<br>—   | 11<br>5<br>6   | 2<br>1<br>1   | 2<br>1<br>1  | —<br>—<br>—  | 7<br>2<br>5   |
| 40-44 " " .....       | T. 443<br>M. 272<br>F. 171       | 81<br>38<br>43                                   | 198<br>122<br>76  | 149<br>100<br>49                           | 1<br>1<br>—   | 6<br>5<br>1  | 2<br>2<br>—   | 1<br>—<br>1  | —<br>—<br>—  | 5<br>4<br>1   |
| 45-49 " " .....       | T. 301<br>M. 180<br>F. 121       | 50<br>23<br>27                                   | 138<br>81<br>57   | 97<br>64<br>33                             | 2<br>2<br>—   | 5<br>3<br>2  | 1<br>1<br>—   | 3<br>1<br>2  | —<br>—<br>—  | 5<br>5<br>—   |
| 50-54 " " .....       | T. 247<br>M. 180<br>F. 67        | 52<br>34<br>18                                   | 91<br>69<br>22  | 90<br>67<br>23                             | 1<br>1<br>—   | 5<br>4<br>1  | 1<br>—<br>1   | 3<br>1<br>2  | 2<br>—<br>—  | 2<br>—<br>—   |
| 55-59 " " .....       | T. 192<br>M. 136<br>F. 56        | 25<br>14<br>11                                   | 97<br>64<br>33  | 60<br>51<br>9                              | 1<br>1<br>—   | 3<br>2<br>1  | 2<br>2<br>—   | 1<br>1<br>—  | —<br>—<br>—  | 3<br>1<br>2   |
| 60-69 " " .....       | T. 221<br>M. 159<br>F. 62        | 28<br>13<br>15                                   | 98<br>76<br>22  | 88<br>65<br>23                             | —<br>—<br>—   | 3<br>3<br>—  | 1<br>1<br>—   | —<br>—<br>—  | —<br>—<br>—  | 3<br>1<br>2   |
| 70-79 " " .....       | T. 48<br>M. 36<br>F. 12          | 3<br>1<br>2                                      | 20<br>15<br>5   | 24<br>19<br>5                              | —<br>—<br>—   | 1<br>1<br>—  | —<br>—<br>—   | —<br>—<br>—  | —<br>—<br>—  | —<br>—<br>—   |
| 80-89 " " .....       | T. 7<br>M. 2<br>F. 5             | 1<br>—<br>—                                      | 1<br>—<br>1   | 3<br>1<br>2                                | —<br>—<br>—   | —<br>—<br>—  | —<br>—<br>—   | 2<br>—<br>2  | —<br>—<br>—  | —<br>—<br>—   |



## TUBERCULOSIS INSTITUTIONS

TABLE 21. Tuberculous admissions according to age and type of disease, 1951 - Continued

TABLEAU 21. Tuberculeux admis selon l'âge et la forme de la maladie, 1951 - suite

| Age                   | Total                            | Pulmonary tuberculosis<br>Tuberculose pulmonaire |   |  |   | Pleural tuberculosis<br>Tuberculose pleurale                       |   | Primary tuberculosis<br>—<br>Primo-infection tuberculeuse<br>004 | Other tuberculosis of respiratory system<br>—<br>Autres tuberculoses de l'appareil respiratoire<br>001,5-8 | Tuberculosis, other forms<br>—<br>Autres formes de tuberculose<br>010-019 |
|-----------------------|----------------------------------|--|---|--|---|--|---|--|--|---|
|                       |                                  | Minimal<br>—<br>Minime<br>002.1                  | Moderately advanced<br>—<br>Modérément avancée<br>002.2 | Far advanced<br>—<br>Très avancée<br>002.3 | Other and unspecified pulmonary<br>—<br>Pulmonaire, autre et non spécifiée<br>002.4 | Pleurisy with effusion<br>—<br>Pleurésie avec épanchement<br>003.1 | Pleurisy without effusion<br>—<br>Pleurésie sans épanchement<br>003.2 |  |  |   |
|                       |                                  |  |   |  |   |  |   |  |  |   |
| Ontario .....         | T. 3,768<br>M. 2,224<br>F. 1,544 | 623<br>333<br>290                                | 1,455<br>884<br>571                                     | 1,075<br>691<br>384                        | 7<br>3<br>4   | 105<br>62<br>43  | 9<br>6<br>3   | 220<br>107<br>113  | 10<br>9<br>1   | 264<br>129<br>135   |
| 0-4 years - ans ..... | T. 148<br>M. 79<br>F. 69         | 3<br>2<br>1                                      | 11<br>5<br>6  | 7<br>4<br>3                                | —<br>—<br>—   | —<br>—<br>—  | —<br>—<br>—   | 115<br>61<br>54  | 1<br>—<br>1  | 11<br>7<br>4  |
| 5-9 " " .....         | T. 139<br>M. 67<br>F. 72         | 16<br>6<br>10                                    | 12<br>5<br>7  | 8<br>4<br>4                                | 2<br>—<br>2   | 3<br>1<br>2  | 1<br>1<br>—   | 67<br>31<br>36   | —<br>—<br>—  | 30<br>19<br>11  |
| 10-14 " " .....       | T. 111<br>M. 48<br>F. 63         | 31<br>16<br>15                                   | 23<br>8<br>15   | 7<br>2<br>5                                | —<br>—<br>—   | 4<br>2<br>2  | 1<br>1<br>—   | 29<br>9<br>20  | —<br>—<br>—  | 16<br>10<br>6   |
| 15-19 " " .....       | T. 230<br>M. 97<br>F. 133        | 62<br>28<br>34                                   | 72<br>30<br>42  | 54<br>20<br>34                             | 1<br>1<br>—   | 17<br>7<br>10  | 3<br>2<br>1   | 4<br>3<br>1  | —<br>—<br>—  | 17<br>6<br>11   |
| 20-24 " " .....       | T. 523<br>M. 243<br>F. 280       | 141<br>64<br>77                                  | 213<br>86<br>127  | 110<br>60<br>50                            | 1<br>—<br>1   | 20<br>16<br>4  | —<br>—<br>—   | 2<br>—<br>2  | —<br>—<br>—  | 36<br>17<br>19  |
| 25-29 " " .....       | T. 569<br>M. 278<br>F. 291       | 126<br>66<br>60                                  | 239<br>118<br>121                                       | 144<br>69<br>75                            | 1<br>—<br>1   | 18<br>6<br>12  | 1<br>1<br>—   | 2<br>2<br>—  | 1<br>1<br>—  | 37<br>15<br>22  |
| 30-34 " " .....       | T. 390<br>M. 213<br>F. 177       | 64<br>34<br>30                                   | 171<br>99<br>72   | 116<br>59<br>57                            | —<br>—<br>—   | 8<br>6<br>2  | 1<br>—<br>1   | —<br>—<br>—  | —<br>—<br>—  | 30<br>15<br>15  |
| 35-39 " " .....       | T. 349<br>M. 194<br>F. 155       | 52<br>29<br>23                                   | 144<br>85<br>59   | 117<br>66<br>51                            | —<br>—<br>—   | 14<br>7<br>7   | —<br>—<br>—   | 1<br>1<br>—  | —<br>—<br>—  | 21<br>6<br>15   |
| 40-44 " " .....       | T. 293<br>M. 202<br>F. 91        | 33<br>20<br>13                                   | 119<br>82<br>37   | 118<br>83<br>35                            | 1<br>1<br>—   | 7<br>7<br>—  | 2<br>1<br>1   | —<br>—<br>—  | 1<br>1<br>—  | 12<br>7<br>5  |
| 45-49 " " .....       | T. 244<br>M. 182<br>F. 62        | 29<br>22<br>7                                    | 106<br>73<br>33   | 90<br>75<br>15                             | 1<br>1<br>—   | 3<br>3<br>—  | —<br>—<br>—   | —<br>—<br>—  | 1<br>1<br>—  | 14<br>7<br>7  |
| 50-54 " " .....       | T. 202<br>M. 160<br>F. 42        | 14<br>9<br>5                                     | 91<br>78<br>13  | 74<br>57<br>17                             | —<br>—<br>—   | 5<br>4<br>1  | —<br>—<br>—   | —<br>—<br>—  | 1<br>1<br>—  | 17<br>11<br>6   |
| 55-59 " " .....       | T. 188<br>M. 151<br>F. 37        | 23<br>12<br>11                                   | 93<br>83<br>10  | 60<br>47<br>13                             | —<br>—<br>—   | 2<br>1<br>1  | —<br>—<br>—   | —<br>—<br>—  | 4<br>4<br>—  | 6<br>4<br>2   |
| 60-69 " " .....       | T. 263<br>M. 220<br>F. 43        | 19<br>16<br>3                                    | 118<br>99<br>19   | 110<br>98<br>12                            | —<br>—<br>—   | 2<br>1<br>1  | —<br>—<br>—   | —<br>—<br>—  | 1<br>1<br>—  | 13<br>5<br>8  |
| 70-79 " " .....       | T. 106<br>M. 79<br>F. 27         | 10<br>9<br>1                                     | 38<br>29<br>9   | 53<br>40<br>13                             | —<br>—<br>—   | 1<br>1<br>—  | —<br>—<br>—   | —<br>—<br>—  | —<br>—<br>—  | 4<br>—<br>4   |
| 80-89 " " .....       | T. 13<br>M. 11<br>F. 2           | —<br>—<br>—                                      | 5<br>4<br>1   | 7<br>7<br>—                                | —<br>—<br>—   | 1<br>—<br>1  | —<br>—<br>—   | —<br>—<br>—  | —<br>—<br>—  | —<br>—<br>—   |

TABLE 21. Tuberculous admissions according to age and type of disease, 1951 - Continued

TABLEAU 21. Tuberculeux admis selon l'âge et la forme de la maladie, 1951 - suite

| Age                   | Total    | Pulmonary tuberculosis<br>Tuberculose pulmonaire |   |  |   | Pleural tuberculosis<br>Tuberculose pleurale                       |   | Primary tuberculosis<br>—<br>Primo-infection tuberculeuse<br>004 | Other tuberculosis of respiratory system<br>—<br>Autres tuberculoses de l'appareil respiratoire<br>001,5-8 | Tuberculosis, other forms<br>—<br>Autres formes de tuberculose<br>010-019 |
|-----------------------|----------|--|---|--|---|--|---|--|--|---|
|                       |          | Minimal<br>—<br>Minime<br>002.1                  | Moderately advanced<br>—<br>Modérément avancée<br>002.2 | Far advanced<br>—<br>Très avancée<br>002.3 | Other and unspecified pulmonary<br>—<br>Pulmonaire, autre et non spécifiée<br>002.4 | Pleurisy with effusion<br>—<br>Pleurésie avec épanchement<br>003.1 | Pleurisy without effusion<br>—<br>Pleurésie sans épanchement<br>003.2 |  |  |   |
|                       |          |  |   |  |   |  |   |  |  |   |
| Manitoba .....        | T. 1,365 | 296  | 398   | 408  | 3   | 51   | 3   | 64   | 2  | 140   |
|                       | M. 711   | 126  | 213   | 238  | 3   | 24   | 1   | 31   | 2  | 73  |
|                       | F. 654   | 170  | 185   | 170  | —   | 27   | 2   | 33   | —  | 67  |
| 0-4 years — ans ..... | T. 35    | 4  | 4   | 6  | —   | —  | —   | 15   | —  | 6   |
|                       | M. 16    | 1  | —   | 6  | —   | —  | —   | 8  | —  | 1   |
|                       | F. 19    | 3  | 4   | —  | —   | —  | —   | 7  | —  | 5   |
| 5-9 " " .....         | T. 72    | 11   | 8   | 3  | —   | 3  | —   | 34   | 1  | 12  |
|                       | M. 35    | 5  | 3   | 3  | —   | 2  | —   | 16   | 1  | 5   |
|                       | F. 37    | 6  | 5   | —  | —   | 1  | —   | 18   | —  | 7   |
| 10-14 " " .....       | T. 98    | 26   | 24  | 18   | —   | 4  | 1   | 7  | —  | 18  |
|                       | M. 52    | 13   | 13  | 12   | —   | 3  | 1   | 4  | —  | 6   |
|                       | F. 46    | 13   | 11  | 6  | —   | 1  | —   | 3  | —  | 12  |
| 15-19 " " .....       | T. 163   | 58   | 38  | 40   | —   | 6  | —   | 6  | —  | 15  |
|                       | M. 73    | 21   | 16  | 19   | —   | 3  | —   | 3  | —  | 11  |
|                       | F. 90    | 37   | 22  | 21   | —   | 3  | —   | 3  | —  | 4   |
| 20-24 " " .....       | T. 198   | 63   | 70  | 39   | —   | 9  | 2   | 2  | —  | 13  |
|                       | M. 66    | 19   | 24  | 16   | —   | 4  | —   | —  | —  | 3   |
|                       | F. 132   | 44   | 46  | 23   | —   | 5  | 2   | 2  | —  | 10  |
| 25-29 " " .....       | T. 203   | 58   | 67  | 49   | —   | 8  | —   | —  | —  | 21  |
|                       | M. 96    | 28   | 30  | 24   | —   | —  | —   | —  | —  | 14  |
|                       | F. 107   | 30   | 37  | 25   | —   | 8  | —   | —  | —  | 7   |
| 30-34 " " .....       | T. 150   | 29   | 40  | 55   | 1   | 9  | —   | —  | —  | 16  |
|                       | M. 70    | 13   | 19  | 25   | 1   | 5  | —   | —  | —  | 7   |
|                       | F. 80    | 16   | 21  | 30   | —   | 4  | —   | —  | —  | 9   |
| 35-39 " " .....       | T. 114   | 19   | 34  | 37   | —   | 6  | —   | —  | —  | 18  |
|                       | M. 65    | 9  | 21  | 19   | —   | 3  | —   | —  | —  | 13  |
|                       | F. 49    | 10   | 13  | 18   | —   | 3  | —   | —  | —  | 5   |
| 40-44 " " .....       | T. 62    | 4  | 23  | 26   | —   | 2  | —   | —  | 1  | 6   |
|                       | M. 39    | 2  | 15  | 19   | —   | —  | —   | —  | 1  | 2   |
|                       | F. 23    | 2  | 8   | 7  | —   | 2  | —   | —  | —  | 4   |
| 45-49 " " .....       | T. 67    | 8  | 23  | 33   | —   | —  | —   | —  | —  | 3   |
|                       | M. 47    | 8  | 13  | 24   | —   | —  | —   | —  | —  | 2   |
|                       | F. 20    | —  | 10  | 9  | —   | —  | —   | —  | —  | 1   |
| 50-54 " " .....       | T. 42    | 3  | 18  | 15   | —   | —  | —   | —  | —  | 6   |
|                       | M. 33    | 1  | 16  | 11   | —   | —  | —   | —  | —  | 5   |
|                       | F. 9     | 2  | 2   | 4  | —   | —  | —   | —  | —  | 1   |
| 55-59 " " .....       | T. 49    | 5  | 12  | 25   | —   | 4  | —   | —  | —  | 3   |
|                       | M. 40    | 2  | 11  | 20   | —   | 4  | —   | —  | —  | 3   |
|                       | F. 9     | 3  | 1   | 5  | —   | —  | —   | —  | —  | —   |
| 60-69 " " .....       | T. 65    | 5  | 23  | 32   | 2   | —  | —   | —  | —  | 3   |
|                       | M. 47    | 4  | 18  | 22   | 2   | —  | —   | —  | —  | 1   |
|                       | F. 18    | 1  | 5   | 10   | —   | —  | —   | —  | —  | 2   |
| 70-79 " " .....       | T. 42    | 2  | 12  | 28   | —   | —  | —   | —  | —  | —   |
|                       | M. 29    | —  | 12  | 17   | —   | —  | —   | —  | —  | —   |
|                       | F. 13    | 2  | —   | 11   | —   | —  | —   | —  | —  | —   |
| 80-89 " " .....       | T. 5     | 1  | 2   | 2  | —   | —  | —   | —  | —  | —   |
|                       | M. 3     | —  | 2   | 1  | —   | —  | —   | —  | —  | —   |
|                       | F. 2     | 1  | —   | 1  | —   | —  | —   | —  | —  | —   |





TABLE 21. Tuberculous admissions according to age and type of disease, 1951 - Continued

TABLEAU 21. Tuberculeux admis selon l'âge et la forme de la maladie, 1951 - suite

| Age                                   | Total  | Pulmonary tuberculosis<br>Tuberculose pulmonaire |   |  |   | Pleural tuberculosis<br>Tuberculose pleurale                       |   | Primary tuberculosis<br>-<br>Primo-infection tuberculeuse<br>004 | Other tuberculosis of respiratory system<br>-<br>Autres tuberculoses de l'appareil respiratoire<br>001,5-8 | Tuberculosis, other forms<br>-<br>Autres formes de tuberculose<br>010-019 |
|---------------------------------------|--------|--|---|--|---|--|---|--|--|---|
|                                       |        | Minimal<br>-<br>Minime<br>002.1                  | Moderately advanced<br>-<br>Modérément avancée<br>002.2 | Far advanced<br>-<br>Très avancée<br>002.3 | Other and unspecified pulmonary<br>-<br>Pulmonaire, autre et non spécifiée<br>002.4 | Pleurisy with effusion<br>-<br>Pleurésie avec épanchement<br>003.1 | Pleurisy without effusion<br>-<br>Pleurésie sans épanchement<br>003.2 |  |  |   |
|                                       |        |  |   |  |   |  |   |  |  |   |
| Alberta.....                          | T. 805 | 107  | 207   | 204  | 3   | 37   | 1   | 80   | -  | 166   |
|                                       | M. 418 | 51   | 110   | 110  | -   | 19   | 1   | 39   | -  | 88  |
|                                       | F. 387 | 56   | 97  | 94   | 3   | 18   | -   | 41   | -  | 78  |
| 0-4 years - ans .....                 | T. 39  | 1  | 2   | 4  | 2   | -  | -   | 20   | -  | 10  |
|                                       | M. 16  | -  | 1   | 2  | -   | -  | -   | 9  | -  | 4   |
|                                       | F. 23  | 1  | 1   | 2  | 2   | -  | -   | 11   | -  | 6   |
| 5-9 " " .....                         | T. 74  | 4  | 3   | 10   | 1   | 7  | -   | 26   | -  | 23  |
|                                       | M. 37  | 1  | 1   | 6  | -   | 3  | -   | 14   | -  | 12  |
|                                       | F. 37  | 3  | 2   | 4  | 1   | 4  | -   | 12   | -  | 11  |
| 10-14 " " .....                       | T. 63  | 4  | 11  | 5  | -   | 3  | -   | 23   | -  | 17  |
|                                       | M. 28  | -  | 4   | 3  | -   | 1  | -   | 10   | -  | 10  |
|                                       | F. 35  | 4  | 7   | 2  | -   | 2  | -   | 13   | -  | 7   |
| 15-19 " " .....                       | T. 98  | 13   | 27  | 23   | -   | 10   | -   | 6  | -  | 19  |
|                                       | M. 37  | 5  | 9   | 10   | -   | 5  | -   | 2  | -  | 6   |
|                                       | F. 61  | 8  | 18  | 13   | -   | 5  | -   | 4  | -  | 13  |
| 20-24 " " .....                       | T. 110 | 27   | 37  | 19   | -   | 6  | -   | 1  | -  | 20  |
|                                       | M. 45  | 8  | 17  | 6  | -   | 2  | -   | 1  | -  | 11  |
|                                       | F. 65  | 19   | 20  | 13   | -   | 4  | -   | -  | -  | 9   |
| 25-29 " " .....                       | T. 89  | 12   | 34  | 27   | -   | 2  | -   | 2  | -  | 12  |
|                                       | M. 48  | 7  | 20  | 15   | -   | 1  | -   | 1  | -  | 4   |
|                                       | F. 41  | 5  | 14  | 12   | -   | 1  | -   | 1  | -  | 8   |
| 30-34 " " .....                       | T. 84  | 13   | 26  | 25   | -   | 3  | -   | 1  | -  | 16  |
|                                       | M. 41  | 8  | 11  | 11   | -   | 2  | -   | 1  | -  | 8   |
|                                       | F. 43  | 5  | 15  | 14   | -   | 1  | -   | -  | -  | 8   |
| 35-39 " " .....                       | T. 57  | 13   | 10  | 22   | -   | 1  | -   | 1  | -  | 10  |
|                                       | M. 35  | 6  | 7   | 13   | -   | 1  | -   | 1  | -  | 7   |
|                                       | F. 22  | 7  | 3   | 9  | -   | -  | -   | -  | -  | 3   |
| 40-44 " " .....                       | T. 50  | 3  | 15  | 22   | -   | 2  | -   | -  | -  | 8   |
|                                       | M. 34  | 3  | 8   | 15   | -   | 1  | -   | -  | -  | 7   |
|                                       | F. 16  | -  | 7   | 7  | -   | 1  | -   | -  | -  | 1   |
| 45-49 " " .....                       | T. 40  | 5  | 13  | 13   | -   | -  | -   | -  | -  | 9   |
|                                       | M. 24  | 3  | 9   | 8  | -   | -  | -   | -  | -  | 4   |
|                                       | F. 16  | 2  | 4   | 5  | -   | -  | -   | -  | -  | 5   |
| 50-54 " " .....                       | T. 26  | 1  | 8   | 8  | -   | 1  | -   | -  | -  | 8   |
|                                       | M. 16  | 1  | 5   | 4  | -   | 1  | -   | -  | -  | 5   |
|                                       | F. 10  | -  | 3   | 4  | -   | -  | -   | -  | -  | 3   |
| 55-59 " " .....                       | T. 27  | 2  | 6   | 7  | -   | 1  | 1   | -  | -  | 10  |
|                                       | M. 21  | 1  | 5   | 5  | -   | 1  | 1   | -  | -  | 8   |
|                                       | F. 6   | 1  | 1   | 2  | -   | -  | -   | -  | -  | 2   |
| 60-69 " " .....                       | T. 31  | 8  | 8   | 12   | -   | 1  | -   | -  | -  | 2   |
|                                       | M. 24  | 7  | 8   | 7  | -   | 1  | -   | -  | -  | 1   |
|                                       | F. 7   | 1  | -   | 5  | -   | -  | -   | -  | -  | 1   |
| 70-79 " " .....                       | T. 13  | 1  | 5   | 5  | -   | -  | -   | -  | -  | 2   |
|                                       | M. 10  | 1  | 4   | 4  | -   | -  | -   | -  | -  | 1   |
|                                       | F. 3   | -  | 1   | 1  | -   | -  | -   | -  | -  | 1   |
| 80-89 " " .....                       | T. 3   | -  | 1   | 2  | -   | -  | -   | -  | -  | -   |
|                                       | M. 2   | -  | 1   | 1  | -   | -  | -   | -  | -  | -   |
|                                       | F. 1   | -  | -   | 1  | -   | -  | -   | -  | -  | -   |
| 90 years and over - ans et plus ..... | T. 1   | -  | 1   | -  | -   | -  | -   | -  | -  | -   |
|                                       | F. 1   | -  | 1   | -  | -   | -  | -   | -  | -  | -   |

## TUBERCULOSIS INSTITUTIONS

TABLE 21. Tuberculous admissions according to age and type of disease, 1951 - Concluded

TABLEAU 21. Tuberculeux admis selon l'âge et la forme de la maladie, 1951 - fin

| Age                    | Total    | Pulmonary tuberculosis<br>Tuberculose pulmonaire |   |  |   | Pleural tuberculosis<br>Tuberculose pleurale                       |   | Primary tuberculosis<br>—<br>Primo-infection tuberculeuse<br>004 | Other tuberculosis of respiratory system<br>—<br>Autres tuberculoses de l'appareil respiratoire<br>001,5-8 | Tuberculosis, other forms<br>—<br>Autres formes de tuberculose<br>010-019 |
|------------------------|----------|--|---|--|---|--|---|--|--|---|
|                        |          | Minimal<br>—<br>Minime<br>002.1                  | Moderately advanced<br>—<br>Modérément avancée<br>002.2 | Far advanced<br>—<br>Très avancée<br>002.3 | Other and unspecified pulmonary<br>—<br>Pulmonaire, autre et non spécifiée<br>002.4 | Pleurisy with effusion<br>—<br>Pleurésie avec épanchement<br>003.1 | Pleurisy without effusion<br>—<br>Pleurésie sans épanchement<br>003.2 |  |  |   |
|                        |          |  |   |  |   |  |   |  |  |   |
| British Columbia ..... | T. 1,234 | 303  | 466   | 265  | —   | 17   | 5   | 121  | 4  | 53  |
|                        | M. 654   | 132  | 254   | 171  | —   | 11   | 1   | 52   | 3  | 30  |
|                        | F. 580   | 171  | 212   | 94   | —   | 6  | 4   | 69   | 1  | 23  |
| 0-4 years — ans .....  | T. 43    | —  | 1   | 2  | —   | —  | —   | 34   | —  | 6   |
|                        | M. 25    | —  | —   | 1  | —   | —  | —   | 20   | —  | 4   |
|                        | F. 18    | —  | 1   | 1  | —   | —  | —   | 14   | —  | 2   |
| 5-9 " " .....          | T. 67    | —  | 2   | 1  | —   | 3  | —   | 50   | —  | 11  |
|                        | M. 29    | —  | 2   | —  | —   | 2  | —   | 20   | —  | 5   |
|                        | F. 38    | —  | —   | 1  | —   | 1  | —   | 30   | —  | 6   |
| 10-14 " " .....        | T. 69    | 7  | 11  | 3  | —   | 3  | 1   | 28   | —  | 16  |
|                        | M. 26    | 1  | 3   | —  | —   | 3  | 1   | 7  | —  | 11  |
|                        | F. 43    | 6  | 8   | 3  | —   | —  | —   | 21   | —  | 5   |
| 15-19 " " .....        | T. 99    | 24   | 37  | 14   | —   | 2  | 3   | 7  | —  | 12  |
|                        | M. 44    | 3  | 18  | 9  | —   | 2  | —   | 4  | —  | 8   |
|                        | F. 55    | 21   | 19  | 5  | —   | —  | 3   | 3  | —  | 4   |
| 20-24 " " .....        | T. 165   | 64   | 68  | 22   | —   | 5  | —   | 2  | —  | 4   |
|                        | M. 59    | 19   | 27  | 10   | —   | 2  | —   | 1  | —  | —   |
|                        | F. 106   | 45   | 41  | 12   | —   | 3  | —   | 1  | —  | 4   |
| 25-29 " " .....        | T. 142   | 49   | 67  | 25   | —   | 1  | —   | —  | —  | —   |
|                        | M. 54    | 15   | 30  | 8  | —   | 1  | —   | —  | —  | —   |
|                        | F. 88    | 34   | 37  | 17   | —   | —  | —   | —  | —  | —   |
| 30-34 " " .....        | T. 134   | 47   | 59  | 25   | —   | 1  | 1   | —  | —  | 1   |
|                        | M. 49    | 14   | 21  | 14   | —   | —  | —   | —  | —  | —   |
|                        | F. 85    | 33   | 38  | 11   | —   | 1  | 1   | —  | —  | 1   |
| 35-39 " " .....        | T. 112   | 30   | 50  | 30   | —   | —  | —   | —  | 1  | 1   |
|                        | M. 41    | 9  | 22  | 9  | —   | —  | —   | —  | —  | 1   |
|                        | F. 71    | 21   | 28  | 21   | —   | —  | —   | —  | 1  | —   |
| 40-44 " " .....        | T. 87    | 26   | 31  | 28   | —   | 2  | —   | —  | —  | —   |
|                        | M. 57    | 21   | 15  | 20   | —   | 1  | —   | —  | —  | —   |
|                        | F. 30    | 5  | 16  | 8  | —   | 1  | —   | —  | —  | —   |
| 45-49 " " .....        | T. 68    | 16   | 29  | 22   | —   | —  | —   | —  | 1  | —   |
|                        | M. 52    | 12   | 21  | 18   | —   | —  | —   | —  | 1  | —   |
|                        | F. 16    | 4  | 8   | 4  | —   | —  | —   | —  | —  | —   |
| 50-54 " " .....        | T. 70    | 14   | 34  | 21   | —   | —  | —   | —  | —  | 1   |
|                        | M. 61    | 13   | 28  | 19   | —   | —  | —   | —  | —  | 1   |
|                        | F. 9     | 1  | 6   | 2  | —   | —  | —   | —  | —  | —   |
| 55-59 " " .....        | T. 47    | 8  | 25  | 13   | —   | —  | —   | —  | 1  | —   |
|                        | M. 42    | 8  | 20  | 13   | —   | —  | —   | —  | 1  | —   |
|                        | F. 5     | —  | 5   | —  | —   | —  | —   | —  | —  | —   |
| 60-69 " " .....        | T. 88    | 12   | 36  | 38   | —   | —  | —   | —  | 1  | 1   |
|                        | M. 78    | 11   | 32  | 34   | —   | —  | —   | —  | 1  | —   |
|                        | F. 10    | 1  | 4   | 4  | —   | —  | —   | —  | —  | 1   |
| 70-79 " " .....        | T. 37    | 3  | 13  | 21   | —   | —  | —   | —  | —  | —   |
|                        | M. 32    | 3  | 13  | 16   | —   | —  | —   | —  | —  | —   |
|                        | F. 5     | —  | —   | 5  | —   | —  | —   | —  | —  | —   |
| 80-89 " " .....        | T. 6     | 3  | 3   | —  | —   | —  | —   | —  | —  | —   |
|                        | M. 5     | 3  | 2   | —  | —   | —  | —   | —  | —  | —   |
|                        | F. 1     | —  | 1   | —  | —   | —  | —   | —  | —  | —   |

Of the total of 15,648 tuberculous admissions, 8,251 or 52.7 per cent were bacillary and 5,605 or 35.8 per cent were non-bacillary. The remainder, 1,792 or 11.5 per cent had bacillary status not stated. The percentage distribution by bacillary status within each diagnosis is shown in Table 22. It will be observed that the highest proportion reported as bacillary occurred among far advanced pulmonary cases, and non-bacillary, among the minimal pulmonary admissions. Not stated bacillary conditions accounted for a majority of cases diagnosed as tuberculosis, other forms.

Du total de 15,648 tuberculeux admis 8,251 ou 52.7 p. 100 sont des cas bacillaires et 5,605 ou 35.8 p. 100 des cas non bacillaires. Les 1,792 autres cas ou 11.5 p. 100 ne sont pas classés selon l'état bacillaire. La répartition proportionnelle selon l'état bacillaire pour chaque diagnostic se trouve dans le tableau 22. On observera que la proportion la plus élevée de cas déclarés bacillaires se rencontre chez les pulmonaires très avancés et de cas non bacillaires, parmi les cas de tuberculose pulmonaire minime. Les cas non classés quant à l'état bacillaire forment une majorité des cas diagnostiqués comme autres formes de tuberculose.

TABLE 22. Tuberculous admissions, bacillary status by diagnosis, percentage distribution  
TABLEAU 22. Tuberculeux admis: état bacillaire par diagnostic, répartition proportionnelle

| Diagnosis<br>—<br>Diagnostic  | Bacillary<br>—<br>Bacillaire | Non-bacillary<br>—<br>Non bacillaire | Not stated<br>—<br>Non déclaré |
|---|------------------------------|--------------------------------------|--------------------------------|
| <b>Total tuberculosis — Total — tuberculose</b> .....                     | <b>52.7</b>                  | <b>35.8</b>                          | <b>11.5</b>                    |
| Minimal pulmonary — Pulmonaire minime .....                               | 32.4                         | 61.7                                 | 5.9                            |
| Moderately advanced pulmonary — Pulmonaire modérément avancée .....       | 60.0                         | 36.7                                 | 3.3                            |
| Far advanced pulmonary — Pulmonaire très avancée .....                    | 81.6                         | 16.1                                 | 2.3                            |
| Other and unspecified pulmonary — Pulmonaire autre et non spécifiée ..... | 23.5                         | 29.4                                 | 47.1                           |
| Pleurisy with effusion — Pleurésie avec épanchement .....                 | 7.7                          | 45.2                                 | 47.1                           |
| Pleurisy without effusion — Pleurésie sans épanchement .....              | 0.0                          | 52.0                                 | 48.0                           |
| Primary tuberculosis — Tuberculose primaire .....                         | 15.1                         | 53.5                                 | 31.4                           |
| Other respiratory tuberculosis — Autre tuberculose respiratoire .....     | 33.3                         | 43.4                                 | 23.3                           |
| Tuberculosis, other forms — Tuberculose, autres formes .....              | 3.0                          | 19.1                                 | 77.9                           |

Table 23 subdivides tuberculous admissions within each diagnosis according to classification of admission—i.e., whether first admissions, readmissions, or transfers in. The highest proportion of first admissions and the lowest of readmissions were recorded for primary tuberculosis, and the highest proportion of readmissions and the lowest of first admissions was reported for tuberculosis, other forms. The percentage of transfers ranged from 15.3 for moderately advanced pulmonary tuberculosis, to 6.1 for pleurisy with effusion.

Le tableau 23 subdivise les tuberculeux admis d'après chaque diagnostic et le classement à l'admission; c'est-à-dire qu'ils soient admis pour la première fois, réadmis ou transférés à l'institution. La proportion la plus élevée de premières admissions et la moins élevée de réadmissions est observée dans la catégorie de la tuberculose primaire et la proportion la plus élevée de réadmissions et la moins élevée de premières admissions, dans la catégorie d'autres formes de tuberculose. Le pourcentage des transferts varie de 15.3 pour la tuberculose pulmonaire modérément avancée à 6.1 pour la pleurésie avec épanchement.

TABLE 23. Tuberculous admissions, admission classification by diagnosis, percentage distribution  
TABLEAU 23. Tuberculeux admis: classement à l'admission par diagnostic, répartition proportionnelle

| Diagnosis<br>—<br>Diagnostic  | First admissions<br>—<br>Premières admissions | Readmissions<br>—<br>Réadmissions | Transfers in<br>—<br>Transferts à l'institution |
|---|---|-----------------------------------|---|
| <b>Total tuberculosis — Total — tuberculose</b> .....                     | <b>59.2</b>                                   | <b>28.2</b>                       | <b>12.6</b>                                     |
| Minimal pulmonary — Pulmonaire minime .....                               | 72.9  | 19.4                              | 7.7   |
| Moderately advanced pulmonary — Pulmonaire modérément avancée .....       | 54.4  | 30.3                              | 15.3  |
| Far advanced pulmonary — Pulmonaire très avancée .....                    | 48.5  | 36.5                              | 15.0  |
| Other and unspecified pulmonary — Pulmonaire autre et non spécifiée ..... | 76.5  | 14.7                              | 8.8   |
| Pleurisy with effusion — Pleurésie avec épanchement .....                 | 84.1  | 9.8                               | 6.1   |
| Pleurisy without effusion — Pleurésie sans épanchement .....              | 76.0  | 12.0                              | 12.0  |
| Primary tuberculosis — Tuberculose primaire .....                         | 84.6  | 7.9                               | 7.5   |
| Other respiratory tuberculosis — Autre tuberculose respiratoire .....     | 73.3  | 16.7                              | 10.0  |
| Tuberculosis, other forms — Tuberculose, autres formes .....              | 59.8  | 31.2                              | 9.0   |



The bacillary status of tuberculous admissions is shown by province as percentage distribution in Table 24. In only two provinces, Prince Edward Island and New Brunswick, did non-bacillary admissions exceed bacillary, and only in Alberta did the percentage listed as not stated exceed the rates for either stated conditions. The highest bacillary rate is shown for Newfoundland and the lowest, by a narrow margin, for Alberta. Non-bacillary rates range from 59.0 per cent in Prince Edward Island to 26.3 per cent in Alberta.

L'état bacillaire des tuberculeux admis est réparti proportionnellement par province au tableau 24. Les cas non bacillaires sont plus nombreux que les cas bacillaires dans deux provinces seulement: l'île-du-Prince-Édouard et le Nouveau-Brunswick. Le pourcentage de cas dont l'état bacillaire n'est pas déclaré n'est supérieur à celui des cas où il est déclaré qu'en Alberta. Terre-Neuve accuse le plus grand nombre de cas bacillaires et l'Alberta, par une faible marge, le plus petit. Les cas non bacillaires varient de 59.0 p. 100 dans l'île-du-Prince-Édouard à 26.3 p. 100 en Alberta.

TABLE 24. Tuberculous admissions, bacillary status by province, percentage distribution

TABLEAU 24. Tuberculeux admis: état bacillaire par province, répartition proportionnelle

|                            | Bacillary<br>—<br>Bacillaire | Non-bacillary<br>—<br>Non bacillaire | Not stated<br>—<br>Non déclaré |
|----------------------------|------------------------------|--------------------------------------|--------------------------------|
| <b>Canada</b> .....        | <b>52.7</b>                  | <b>35.8</b>                          | <b>11.5</b>                    |
| Newfoundland .....         | 68.0                         | 31.0                                 | 1.0                            |
| Prince Edward Island ..... | 39.2                         | 59.0                                 | 1.8                            |
| Nova Scotia .....          | 63.8                         | 32.5                                 | 3.7                            |
| New Brunswick .....        | 37.9                         | 47.1                                 | 15.0                           |
| Quebec .....               | 56.3                         | 37.1                                 | 6.6                            |
| Ontario .....              | 51.6                         | 35.1                                 | 13.3                           |
| Manitoba .....             | 48.2                         | 37.1                                 | 14.7                           |
| Saskatchewan .....         | 45.2                         | 35.8                                 | 19.0                           |
| Alberta .....              | 37.5                         | 26.3                                 | 36.1                           |
| British Columbia .....     | 61.9                         | 28.4                                 | 9.6                            |

Canada and seven provinces reported over half their tuberculous admissions as being admitted for the first time, as shown in Table 25. Of the exceptions, Manitoba and Saskatchewan reported more first admissions than readmissions, the reverse being true only of Nova Scotia. In no province did the number of admissions by transfer exceed either of the other categories. The range in the percentage of admissions listed as first admissions ranged from 81.0 in Newfoundland to 36.7 in Manitoba.

Au Canada et dans sept provinces, plus de la moitié des tuberculeux admis le sont pour la première fois, ainsi que l'indique le tableau 25. Parmi les exceptions, le Manitoba et la Saskatchewan déclarent plus de premières admissions que de readmissions; le contraire se produit en Nouvelle-Écosse seulement. Le nombre d'admissions par transfert ne surpasse, en aucune province, celui des admissions de toute autre catégorie. Le pourcentage d'admissions classées premières admissions varie de 81.0 à Terre-Neuve à 36.7 au Manitoba.

TABLE 25. Tuberculous admissions, admission classification by province, percentage distribution

TABLEAU 25. Tuberculeux admis: classement à l'admission par province, répartition proportionnelle

|                            | First<br>admissions<br>—<br>Premières<br>admissions | Readmissions<br>—<br>Réadmissions | Transfers in<br>—<br>Transferts<br>à l'institution |
|----------------------------|---|-----------------------------------|--|
| <b>Canada</b> .....        | <b>59.2</b>   | <b>28.2</b>                       | <b>12.6</b>  |
| Newfoundland .....         | 81.0  | 13.7                              | 0.3  |
| Prince Edward Island ..... | 66.3  | 33.7                              | 0.0  |
| Nova Scotia .....          | 40.4  | 44.8                              | 14.8   |
| New Brunswick .....        | 50.4  | 34.2                              | 15.4   |
| Quebec .....               | 66.7  | 22.2                              | 11.1   |
| Ontario .....              | 58.7  | 28.0                              | 13.3   |
| Manitoba .....             | 36.7  | 33.6                              | 29.7   |
| Saskatchewan .....         | 48.4  | 36.8                              | 14.8   |
| Alberta .....              | 69.3  | 28.3                              | 2.4  |
| British Columbia .....     | 61.3  | 33.3                              | 5.4  |

The percentage distribution of admissions in each diagnostic class by activity is shown in Table 26. With the exception of pleurisy without effusion, which had a large proportion of unstated cases, active cases far outnumbered inactive. In the total and in five of the nine diagnostic groupings, there were ten or more active admissions to each inactive. The percentage of active cases was highest for far advanced pulmonary and lowest for other and unspecified pulmonary. The percentage of admissions described as inactive ranged from 15.1 for minimal pulmonary to 3.3 for other respiratory, while the not stated category included as many as 55.9 per cent of other and unspecified pulmonary admissions and as few as 2.6 per cent of far advanced pulmonary admissions.

La répartition proportionnelle des admissions dans chaque classe de diagnostic selon l'activité se trouve dans le tableau 26. Sauf la pleurésie sans épanchement, qui comprend une forte proportion de cas non déclarés, les cas actifs sont de beaucoup plus nombreux que les cas inactifs. Dans le total et dans cinq des neuf groupements selon le diagnostic, on compte dix cas actifs ou plus parmi les admissions pour chaque cas inactif. La tuberculose pulmonaire très avancée compte le pourcentage le plus élevé de cas actifs et la tuberculose pulmonaire autre et non spécifiée le pourcentage le moins élevé. Le pourcentage de cas inactifs admis varie de 15.1 pour la tuberculose pulmonaire minime à 3.3 pour les autres formes de tuberculose respiratoire, alors que les cas dont l'activité n'est pas déclarée comprennent jusqu'à 55.9 p. 100 des cas de tuberculose pulmonaire autre et non spécifiée admis et aussi peu que 2.6 p. 100 de ceux du groupe de la tuberculose pulmonaire très avancée.

TABLE 26. Tuberculous admissions, activity by diagnosis, percentage distribution

TABLEAU 26. Tuberculeux admis: degré d'activité, répartition proportionnelle

| Diagnosis<br>—<br>Diagnostic  | Active | Inactive | Not stated<br>—<br>Non déclaré |
|---|--------|----------|--------------------------------|
| Total tuberculosis — Total — tuberculose .....                            | 86.5   | 8.1      | 5.4                            |
| Minimal pulmonary — Pulmonaire minime .....                               | 79.1   | 15.1     | 5.8                            |
| Moderately advanced pulmonary — Pulmonaire modérément avancée .....       | 89.8   | 7.0      | 3.2                            |
| Far advanced pulmonary — Pulmonaire très avancée .....                    | 93.5   | 3.9      | 2.6                            |
| Other and unspecified pulmonary — Pulmonaire autre et non spécifiée ..... | 38.2   | 5.9      | 55.9                           |
| Pleurisy with effusion — Pleurésie avec épanchement .....                 | 69.9   | 6.3      | 23.8                           |
| Pleurisy without effusion — Pleurésie sans épanchement .....              | 40.0   | 24.0     | 36.0                           |
| Primary tuberculosis — Tuberculose primaire .....                         | 76.5   | 14.6     | 8.9                            |
| Other respiratory tuberculosis — Tuberculose respiratoire autre .....     | 73.4   | 3.3      | 23.3                           |
| Tuberculosis, other forms — Tuberculose autres formes .....               | 78.6   | 6.8      | 14.6                           |

Provincially, as shown in Table 27, only Nova Scotia, Manitoba and Quebec reported 10 per cent or more of tuberculous admissions as inactive, and only Nova Scotia reported less than 80 per cent as active. Alberta was the only province in which the incidence of not stated activity was 10 per cent or more. The highest "active" proportions occurred in Newfoundland, 99.3 per cent, and the same province, reporting no inactive cases, was lowest in this respect.

Par province, ainsi que l'indique le tableau 27, seuls la Nouvelle-Écosse, le Manitoba et le Québec déclarent, parmi les tuberculeux admis, 10 p. 100 ou plus de cas inactifs et seule la Nouvelle-Écosse, moins de 80 p. 100 de cas actifs. L'Alberta est la seule province où les cas dont l'activité n'est pas déclarée est de 10 p. 100 ou plus. La proportion la plus élevée de cas actifs, soit 99.3 p. 100, se rencontre à Terre-Neuve, qui signale aussi la proportion la moins élevée de cas inactifs, ou pas un seul.

TABLE 27. Tuberculous admissions, activity by province, percentage distribution

TABLEAU 27. Tuberculeux admis: activité par province, répartition proportionnelle

| —                          | Active | Inactive | Not stated<br>—<br>Non déclaré |
|----------------------------|--------|----------|--------------------------------|
| Canada .....               | 86.5   | 8.1      | 5.4                            |
| Newfoundland .....         | 99.3   | 0.0      | 0.7                            |
| Prince Edward Island ..... | 86.1   | 4.2      | 9.6                            |
| Nova Scotia .....          | 70.9   | 22.1     | 7.0                            |
| New Brunswick .....        | 83.6   | 8.5      | 7.9                            |
| Quebec .....               | 84.6   | 10.5     | 4.9                            |
| Ontario .....              | 90.0   | 4.2      | 5.8                            |
| Manitoba .....             | 85.2   | 12.5     | 2.3                            |
| Saskatchewan .....         | 96.2   | 3.7      | 0.1                            |
| Alberta .....              | 81.7   | 4.1      | 14.2                           |
| British Columbia .....     | 91.3   | 3.8      | 4.9                            |

Table 28 presents actual frequencies of tuberculous admissions by diagnosis, bacillary status, admission classification and province. It will be observed that there were no admissions by transfer in Prince Edward Island.

Le tableau 28 donne les fréquences réelles des admissions de tuberculeux par diagnostic, état bacillaire, classement à l'admission et province. On observera qu'aucune admission par transfert n'a été déclarée dans l'île-du-Prince-Édouard.

In Table 29, actual frequencies by diagnosis, bacillary status, activity, and province are presented.

Dans le tableau 29, les fréquences réelles sont données par diagnostic, état bacillaire, activité et province.





TABLEAU 28. État bacillaire et classement des tuberculeux admis, 1951

| Moderately advanced<br>Modérément avancée            |                           | Far advanced<br>Très avancée   |                         |                                 |                           | Other and unspecified pulmonary<br>Pulmonaire, autre et non spécifiée |                         |                                 |                           | Classification              | No |
|--|---------------------------|--|-------------------------|---------------------------------|---------------------------|---|-------------------------|---------------------------------|---------------------------|-----------------------------|----|
| Non-bacillary<br>Non bacillaire                      | Not stated<br>Non déclaré | Total  | Bacillary<br>Bacillaire | Non-bacillary<br>Non bacillaire | Not stated<br>Non déclaré | Total   | Bacillary<br>Bacillaire | Non-bacillary<br>Non bacillaire | Not stated<br>Non déclaré |                             |    |
| 2,195  | 198                       | 4,263  | 3,480                   | 684                             | 99                        | 34  | 8                       | 10                              | 16                        | CANADA .....                | 1  |
| 1,037  | 130                       | 2,068  | 1,790                   | 221                             | 57                        | 26  | 5                       | 7                               | 14                        | Premières admissions .....  | 2  |
| 808  | 53                        | 1,557  | 1,206                   | 319                             | 32                        | 5   | 2                       | 1                               | 2                         | Réadmissions .....          | 3  |
| 350  | 15                        | 638  | 484                     | 144                             | 10                        | 3   | 1                       | 2                               | —                         | Transferts .....            | 4  |
| 54   | —                         | 112  | 96                      | 13                              | 3                         | 1   | 1                       | —                               | —                         | Terre-Neuve.....            | 5  |
| 45   | —                         | 81   | 67                      | 11                              | 3                         | 1   | 1                       | —                               | —                         | Premières admissions .....  | 6  |
| 9  | —                         | 31   | 29                      | 2                               | —                         | —   | —                       | —                               | —                         | Réadmissions .....          | 7  |
| —  | —                         | —  | —                       | —                               | —                         | —   | —                       | —                               | —                         | Transferts .....            | 8  |
| 32   | —                         | 36   | 29                      | 6                               | 1                         | 2   | —                       | 2                               | —                         | Île-du-Prince-Édouard ..... | 9  |
| 14   | —                         | 23   | 17                      | 5                               | 1                         | 1   | —                       | 1                               | —                         | Premières admissions .....  | 10 |
| 18   | —                         | 13   | 12                      | 1                               | —                         | 1   | —                       | 1                               | —                         | Réadmissions .....          | 11 |
| 101  | 5                         | 310  | 236                     | 64                              | 10                        | —   | —                       | —                               | —                         | Nouvelle-Écosse.....        | 12 |
| 25   | 3                         | 84   | 71                      | 8                               | 5                         | —   | —                       | —                               | —                         | Premières admissions .....  | 13 |
| 59   | 2                         | 159  | 115                     | 40                              | 4                         | —   | —                       | —                               | —                         | Réadmissions .....          | 14 |
| 17   | —                         | 67   | 50                      | 16                              | 1                         | —   | —                       | —                               | —                         | Transferts .....            | 15 |
| 185  | 15                        | 227  | 180                     | 44                              | 3                         | 3   | 1                       | —                               | 2                         | Nouveau-Brunswick .....     | 16 |
| 64   | 5                         | 103  | 83                      | 17                              | 3                         | 2   | —                       | —                               | 2                         | Premières admissions .....  | 17 |
| 84   | 7                         | 85   | 69                      | 16                              | —                         | 1   | 1                       | —                               | —                         | Réadmissions .....          | 18 |
| 37   | 3                         | 39   | 28                      | 11                              | —                         | —   | —                       | —                               | —                         | Transferts .....            | 19 |
| 870  | 45                        | 1,420  | 1,236                   | 163                             | 21                        | 15  | 4                       | 3                               | 8                         | Québec .....                | 20 |
| 463  | 36                        | 904  | 806                     | 85                              | 13                        | 13  | 3                       | 3                               | 7                         | Premières admissions .....  | 21 |
| 278  | 6                         | 360  | 303                     | 51                              | 6                         | 2   | 1                       | —                               | 1                         | Réadmissions .....          | 22 |
| 129  | 3                         | 156  | 127                     | 27                              | 2                         | —   | —                       | —                               | —                         | Transferts .....            | 23 |
| Primary tuberculosis<br>Primo-infection tuberculeuse |                           | Other tuberculosis of respiratory system <sup>1</sup><br>Autres tuberculoses de l'appareil respiratoire <sup>1</sup> |                         |                                 |                           | Tuberculosis, other forms<br>Autres formes de tuberculose             |                         |                                 |                           |                             |    |
| Non-bacillary<br>Non bacillaire                      | Not stated<br>Non déclaré | Total  | Bacillary<br>Bacillaire | Non-bacillary<br>Non bacillaire | Not stated<br>Non déclaré | Total   | Bacillary<br>Bacillaire | Non-bacillary<br>Non bacillaire | Not stated<br>Non déclaré |                             |    |
| 385  | 226                       | 30   | 10                      | 13                              | 7                         | 1,076   | 32                      | 206                             | 838                       | CANADA .....                | 24 |
| 324  | 194                       | 22   | 4                       | 12                              | 6                         | 643   | 18                      | 122                             | 503                       | Premières admissions .....  | 25 |
| 24   | 25                        | 5  | 4                       | —                               | 1                         | 336   | 12                      | 54                              | 270                       | Réadmissions .....          | 26 |
| 37   | 7                         | 3  | 2                       | 1                               | —                         | 97  | 2                       | 30                              | 65                        | Transferts .....            | 27 |
| 3  | —                         | —  | —                       | —                               | —                         | 2   | 2                       | —                               | —                         | Terre-Neuve.....            | 28 |
| 3  | —                         | —  | —                       | —                               | —                         | 1   | 1                       | —                               | —                         | Premières admissions .....  | 29 |
| —  | —                         | —  | —                       | —                               | —                         | —   | —                       | —                               | —                         | Réadmissions .....          | 30 |
| —  | —                         | —  | —                       | —                               | —                         | 1   | 1                       | —                               | —                         | Transferts .....            | 31 |
| 6  | —                         | —  | —                       | —                               | —                         | 21  | 2                       | 17                              | 2                         | Île-du-Prince-Édouard ..... | 32 |
| 6  | —                         | —  | —                       | —                               | —                         | 15  | 2                       | 11                              | 2                         | Premières admissions .....  | 33 |
| —  | —                         | —  | —                       | —                               | —                         | 6   | —                       | 6                               | —                         | Réadmissions .....          | 34 |
| 7  | 3                         | —  | —                       | —                               | —                         | 7   | 1                       | 5                               | 1                         | Nouvelle-Écosse.....        | 35 |
| 6  | 2                         | —  | —                       | —                               | —                         | 6   | 1                       | 4                               | 1                         | Premières admissions .....  | 36 |
| —  | 1                         | —  | —                       | —                               | —                         | 1   | —                       | 1                               | —                         | Réadmissions .....          | 37 |
| 1  | —                         | —  | —                       | —                               | —                         | —   | —                       | —                               | —                         | Transferts .....            | 38 |
| 9  | 14                        | 4  | —                       | 3                               | 1                         | 80  | 1                       | 9                               | 70                        | Nouveau-Brunswick .....     | 39 |
| 8  | 13                        | 3  | —                       | 2                               | 1                         | 44  | 1                       | 6                               | 37                        | Premières admissions .....  | 40 |
| 1  | 1                         | —  | —                       | —                               | —                         | 30  | —                       | 2                               | 28                        | Réadmissions .....          | 41 |
| —  | —                         | 1  | —                       | 1                               | —                         | 6   | —                       | 1                               | 5                         | Transferts .....            | 42 |
| 99   | 54                        | 5  | 1                       | 3                               | 1                         | 165   | 7                       | 40                              | 118                       | Québec .....                | 43 |
| 91   | 49                        | 3  | —                       | 3                               | —                         | 106   | 6                       | 28                              | 72                        | Premières admissions .....  | 44 |
| 6  | 5                         | 2  | 1                       | —                               | 1                         | 49  | 1                       | 10                              | 38                        | Réadmissions .....          | 45 |
| 2  | —                         | —  | —                       | —                               | —                         | 10  | —                       | 2                               | 6                         | Transferts .....            | 46 |

1. Comprend: tuberculose avec mention de maladie professionnelle du poumon (001), adénopathie trachéo-bronchique tuberculeuse (005) et autres tuberculoses de l'appareil respiratoire.

TABLE 28. Bacillary status and classification of tuberculous admissions, 1951 - Concluded

| No. | Classification         | All admissions<br>Toutes admissions                  |                         |                                 |                           | Minimal<br>Minime                                       |                         |                                 |                           | Moderately advanced<br>Modérément avancée            |                         |
|-----|------------------------|--|-------------------------|---------------------------------|---------------------------|---|-------------------------|---------------------------------|---------------------------|--|-------------------------|
|     |                        | Total  | Bacillary<br>Bacillaire | Non-bacillary<br>Non bacillaire | Not stated<br>Non déclaré | Total   | Bacillary<br>Bacillaire | Non-bacillary<br>Non bacillaire | Not stated<br>Non déclaré | Total  | Bacillary<br>Bacillaire |
| 1   | Ontario .....          | 3,768  | 1,944                   | 1,322                           | 502                       | 623   | 199                     | 372                             | 52                        | 1,455  | 845                     |
| 2   | First admissions ..... | 2,210  | 1,077                   | 787                             | 346                       | 471   | 150                     | 288                             | 33                        | 812  | 495                     |
| 3   | Readmissions .....     | 1,055  | 593                     | 347                             | 115                       | 106   | 36                      | 57                              | 13                        | 412  | 222                     |
| 4   | Transfers .....        | 503  | 274                     | 188                             | 41                        | 46  | 13                      | 27                              | 6                         | 231  | 128                     |
| 5   | Manitoba .....         | 1,365  | 638                     | 506                             | 201                       | 296   | 105                     | 180                             | 11                        | 398  | 222                     |
| 6   | First admissions ..... | 501  | 215                     | 177                             | 109                       | 136   | 46                      | 87                              | 3                         | 119  | 76                      |
| 7   | Readmissions .....     | 459  | 199                     | 206                             | 54                        | 71  | 18                      | 49                              | 4                         | 157  | 64                      |
| 8   | Transfers .....        | 405  | 244                     | 123                             | 38                        | 89  | 41                      | 44                              | 4                         | 122  | 82                      |
| 9   | Saskatchewan .....     | 704  | 318                     | 252                             | 134                       | 96  | 37                      | 54                              | 5                         | 180  | 109                     |
| 10  | First admissions ..... | 341  | 140                     | 125                             | 76                        | 74  | 27                      | 42                              | 5                         | 73   | 50                      |
| 11  | Readmissions .....     | 259  | 132                     | 79                              | 48                        | 21  | 9                       | 12                              | -                         | 63   | 36                      |
| 12  | Transfers .....        | 104  | 46                      | 48                              | 10                        | 1   | 1                       | -                               | -                         | 44   | 23                      |
| 13  | Alberta .....          | 805  | 302                     | 212                             | 291                       | 107   | 15                      | 82                              | 10                        | 207  | 112                     |
| 14  | First admissions ..... | 558  | 193                     | 153                             | 212                       | 79  | 12                      | 58                              | 9                         | 144  | 74                      |
| 15  | Readmissions .....     | 228  | 96                      | 54                              | 78                        | 24  | 2                       | 21                              | 1                         | 59   | 34                      |
| 16  | Transfers .....        | 19   | 13                      | 5                               | 1                         | 4   | 1                       | 3                               | -                         | 4  | 4                       |
| 17  | British Columbia ..... | 1,234  | 764                     | 351                             | 119                       | 303   | 179                     | 109                             | 15                        | 466  | 332                     |
| 18  | First admissions ..... | 756  | 478                     | 196                             | 82                        | 220   | 135                     | 75                              | 10                        | 261  | 202                     |
| 19  | Readmissions .....     | 411  | 272                     | 111                             | 28                        | 79  | 43                      | 31                              | 5                         | 189  | 126                     |
| 20  | Transfers .....        | 67   | 14                      | 44                              | 9                         | 4   | 1                       | 3                               | -                         | 16   | 4                       |
|     |                        | Pleurisy with effusion<br>Pleurésie avec épanchement |                         |                                 |                           | Pleurisy without effusion<br>Pleurésie sans épanchement |                         |                                 |                           | Primary tuberculosis<br>Primo-infection tuberculeuse |                         |
|     |                        | Total  | Bacillary<br>Bacillaire | Non-bacillary<br>Non bacillaire | Not stated<br>Non déclaré | Total   | Bacillary<br>Bacillaire | Non-bacillary<br>Non bacillaire | Not stated<br>Non déclaré | Total  | Bacillary<br>Bacillaire |
| 21  | Ontario .....          | 105  | 7                       | 36                              | 62                        | 9   | -                       | 4                               | 5                         | 220  | 53                      |
| 22  | First admissions ..... | 89   | 3                       | 33                              | 53                        | 7   | -                       | 3                               | 4                         | 200  | 49                      |
| 23  | Readmissions .....     | 9  | 3                       | 1                               | 5                         | -   | -                       | -                               | -                         | 9  | 2                       |
| 24  | Transfers .....        | 7  | 1                       | 2                               | 4                         | 2   | -                       | 1                               | 1                         | 11   | 2                       |
| 25  | Manitoba .....         | 51   | 2                       | 21                              | 28                        | 3   | -                       | -                               | 3                         | 64   | 1                       |
| 26  | First admissions ..... | 26   | 1                       | 9                               | 16                        | 1   | -                       | -                               | 1                         | 50   | 1                       |
| 27  | Readmissions .....     | 10   | 1                       | 4                               | 5                         | 2   | -                       | -                               | 2                         | 10   | -                       |
| 28  | Transfers .....        | 15   | -                       | 8                               | 7                         | -   | -                       | -                               | -                         | 4  | -                       |
| 29  | Saskatchewan .....     | 24   | 1                       | 11                              | 12                        | 1   | -                       | -                               | 1                         | 14   | 1                       |
| 30  | First admissions ..... | 21   | 1                       | 10                              | 10                        | 1   | -                       | -                               | 1                         | 13   | 1                       |
| 31  | Readmissions .....     | 2  | -                       | 1                               | 1                         | -   | -                       | -                               | -                         | 1  | -                       |
| 32  | Transfers .....        | 1  | -                       | -                               | 1                         | -   | -                       | -                               | -                         | -  | -                       |
| 33  | Alberta .....          | 37   | 2                       | 9                               | 26                        | 1   | -                       | -                               | 1                         | 80   | 10                      |
| 34  | First admissions ..... | 33   | 2                       | 9                               | 22                        | 1   | -                       | -                               | 1                         | 71   | 8                       |
| 35  | Readmissions .....     | 4  | -                       | -                               | 4                         | -   | -                       | -                               | -                         | 9  | 2                       |
| 36  | Transfers .....        | -  | -                       | -                               | -                         | -   | -                       | -                               | -                         | -  | -                       |
| 37  | British Columbia ..... | 17   | 3                       | 9                               | 5                         | 5   | -                       | 1                               | 4                         | 121  | 18                      |
| 38  | First admissions ..... | 17   | 3                       | 9                               | 5                         | 4   | -                       | 1                               | 3                         | 74   | 9                       |
| 39  | Readmissions .....     | -  | -                       | -                               | -                         | -   | -                       | -                               | -                         | 12   | 2                       |
| 40  | Transfers .....        | -  | -                       | -                               | -                         | 1   | -                       | -                               | 1                         | 35   | 7                       |

1. Includes the following: Tuberculosis with mention of occupation disease of lung (001), Tracheobronchial glandular tuberculosis, (90%) and other respiratory tuberculosis (007).

TABLEAU 28. État bacillaire et classement des tuberculeux admis, 1951 - fin

| Moderately advanced<br>Modérément avancée            |                           | Far advanced<br>Très avancée   |                         |                                 |                           | Other and unspecified pulmonary<br>Pulmonaire, autre et non spécifiée |                         |                                 |                           | Classification                    |           |
|--|---------------------------|--|-------------------------|---------------------------------|---------------------------|---|-------------------------|---------------------------------|---------------------------|-----------------------------------|-----------|
| Non-bacillary<br>Non bacillaire                      | Not stated<br>Non déclaré | Total  | Bacillary<br>Bacillaire | Non-bacillary<br>Non bacillaire | Not stated<br>Non déclaré | Total   | Bacillary<br>Bacillaire | Non-bacillary<br>Non bacillaire | Not stated<br>Non déclaré |                                   | No        |
| <b>531</b>   | <b>79</b>                 | <b>1,075</b>   | <b>828</b>              | <b>214</b>                      | <b>33</b>                 | <b>7</b>  | <b>1</b>                | <b>4</b>                        | <b>2</b>                  | <b>Ontario</b> .....              | <b>1</b>  |
| 267  | 50                        | 442  | 376                     | 54                              | 12                        | 4   | —                       | 3                               | 1                         | Premières admissions .....        | 2         |
| 168  | 22                        | 448  | 325                     | 107                             | 16                        | 1   | —                       | —                               | 1                         | Réadmissions .....                | 3         |
| 96   | 7                         | 185  | 127                     | 53                              | 5                         | 2   | 1                       | 1                               | —                         | Transferts .....                  | 4         |
| <b>162</b>   | <b>14</b>                 | <b>408</b>   | <b>324</b>              | <b>81</b>                       | <b>3</b>                  | <b>3</b>  | <b>—</b>                | <b>1</b>                        | <b>2</b>                  | <b>Manitoba</b> .....             | <b>5</b>  |
| 34   | 9                         | 100  | 89                      | 9                               | 2                         | 2   | —                       | —                               | 2                         | Premières admissions .....        | 6         |
| 88   | 5                         | 166  | 115                     | 51                              | —                         | —   | —                       | —                               | —                         | Réadmissions .....                | 7         |
| 40   | —                         | 142  | 120                     | 21                              | 1                         | 1   | —                       | 1                               | —                         | Transferts .....                  | 8         |
| <b>70</b>  | <b>1</b>                  | <b>206</b>   | <b>161</b>              | <b>45</b>                       | <b>—</b>                  | <b>—</b>  | <b>—</b>                | <b>—</b>                        | <b>—</b>                  | <b>Saskatchewan</b> .....         | <b>9</b>  |
| 23   | —                         | 71   | 60                      | 11                              | —                         | —   | —                       | —                               | —                         | Premières admissions .....        | 10        |
| 26   | 1                         | 102  | 79                      | 23                              | —                         | —   | —                       | —                               | —                         | Réadmissions .....                | 11        |
| 21   | —                         | 33   | 22                      | 11                              | —                         | —   | —                       | —                               | —                         | Transferts .....                  | 12        |
| <b>69</b>  | <b>26</b>                 | <b>204</b>   | <b>162</b>              | <b>27</b>                       | <b>15</b>                 | <b>3</b>  | <b>1</b>                | <b>—</b>                        | <b>2</b>                  | <b>Alberta</b> .....              | <b>13</b> |
| 52   | 18                        | 115  | 96                      | 10                              | 9                         | 3   | 1                       | —                               | 2                         | Première admissions .....         | 14        |
| 17   | 8                         | 78   | 58                      | 15                              | 5                         | —   | —                       | —                               | —                         | Réadmissions .....                | 15        |
| —  | —                         | 11   | 8                       | 2                               | 1                         | —   | —                       | —                               | —                         | Transferts .....                  | 16        |
| <b>121</b>   | <b>13</b>                 | <b>265</b>   | <b>228</b>              | <b>27</b>                       | <b>10</b>                 | <b>—</b>  | <b>—</b>                | <b>—</b>                        | <b>—</b>                  | <b>Colombie-Britannique</b> ..... | <b>17</b> |
| 50   | 9                         | 145  | 125                     | 11                              | 9                         | —   | —                       | —                               | —                         | Premières admissions .....        | 18        |
| 61   | 2                         | 115  | 101                     | 13                              | 1                         | —   | —                       | —                               | —                         | Réadmissions .....                | 19        |
| 10   | 2                         | 5  | 2                       | 3                               | —                         | —   | —                       | —                               | —                         | Transferts .....                  | 20        |
| Primary tuberculosis<br>Primo-infection tuberculeuse |                           | Other tuberculosis of respiratory system <sup>1</sup><br>Autres tuberculoses de l'appareil respiratoire <sup>1</sup> |                         |                                 |                           | Tuberculosis, other forms<br>Autres formes de tuberculose             |                         |                                 |                           |                                   |           |
| Non-bacillary<br>Non bacillaire                      | Not stated<br>Non déclaré | Total  | Bacillary<br>Bacillaire | Non-bacillary<br>Non bacillaire | Not stated<br>Non déclaré | Total   | Bacillary<br>Bacillaire | Non-bacillary<br>Non bacillaire | Not stated<br>Non déclaré |                                   | No        |
| <b>116</b>   | <b>51</b>                 | <b>10</b>  | <b>5</b>                | <b>4</b>                        | <b>1</b>                  | <b>264</b>  | <b>6</b>                | <b>41</b>                       | <b>217</b>                | <b>Ontario</b> .....              | <b>21</b> |
| 105  | 46                        | 6  | 1                       | 4                               | 1                         | 179   | 3                       | 30                              | 146                       | Premières admissions .....        | 22        |
| 6  | 1                         | 3  | 3                       | —                               | —                         | 67  | 2                       | 8                               | 57                        | Réadmissions .....                | 23        |
| 5  | 4                         | 1  | 1                       | —                               | —                         | 18  | 1                       | 3                               | 14                        | Transferts .....                  | 24        |
| <b>42</b>  | <b>21</b>                 | <b>2</b>   | <b>1</b>                | <b>—</b>                        | <b>1</b>                  | <b>140</b>  | <b>3</b>                | <b>19</b>                       | <b>118</b>                | <b>Manitoba</b> .....             | <b>25</b> |
| 32   | 17                        | 1  | —                       | —                               | 1                         | 66  | 2                       | 6                               | 58                        | Premières admissions .....        | 26        |
| 6  | 4                         | —  | —                       | —                               | —                         | 43  | 1                       | 8                               | 34                        | Réadmissions .....                | 27        |
| 4  | —                         | 1  | 1                       | —                               | —                         | 31  | —                       | 5                               | 26                        | Transferts .....                  | 28        |
| <b>12</b>  | <b>1</b>                  | <b>5</b>   | <b>—</b>                | <b>3</b>                        | <b>2</b>                  | <b>178</b>  | <b>9</b>                | <b>57</b>                       | <b>112</b>                | <b>Saskatchewan</b> .....         | <b>29</b> |
| 11   | 1                         | 5  | —                       | 3                               | 2                         | 83  | 1                       | 25                              | 57                        | Premières admissions .....        | 30        |
| 1  | —                         | —  | —                       | —                               | —                         | 70  | 8                       | 16                              | 46                        | Réadmissions .....                | 31        |
| —  | —                         | —  | —                       | —                               | —                         | 25  | —                       | 16                              | 9                         | Transferts .....                  | 32        |
| <b>18</b>  | <b>52</b>                 | <b>—</b>   | <b>—</b>                | <b>—</b>                        | <b>—</b>                  | <b>166</b>  | <b>—</b>                | <b>7</b>                        | <b>159</b>                | <b>Alberta</b> .....              | <b>33</b> |
| 18   | 45                        | —  | —                       | —                               | —                         | 112   | —                       | 6                               | 106                       | Premières admissions .....        | 34        |
| —  | 7                         | —  | —                       | —                               | —                         | 54  | —                       | 1                               | 53                        | Réadmissions .....                | 35        |
| —  | —                         | —  | —                       | —                               | —                         | —   | —                       | —                               | —                         | Transferts .....                  | 36        |
| <b>73</b>  | <b>30</b>                 | <b>4</b>   | <b>3</b>                | <b>—</b>                        | <b>1</b>                  | <b>53</b>   | <b>1</b>                | <b>11</b>                       | <b>41</b>                 | <b>Colombie-Britannique</b> ..... | <b>37</b> |
| 44   | 21                        | 4  | 3                       | —                               | 1                         | 31  | 1                       | 6                               | 24                        | Premières admissions .....        | 38        |
| 4  | 6                         | —  | —                       | —                               | —                         | 16  | —                       | 2                               | 14                        | Réadmissions .....                | 39        |
| 25   | 3                         | —  | —                       | —                               | —                         | 6   | —                       | 3                               | 3                         | Transferts .....                  | 40        |

1. Comprend: tuberculose avec mention de maladie professionnelle du poumon (001), adénopathie trachéo-bronchique tuberculeuse (005) et autres tuberculoses de l'appareil respiratoire.

## TUBERCULOSIS INSTITUTIONS

TABLE 29. Bacillary status and activity of tuberculous admissions, 1951

| No. | Activity                   | All admissions<br>Toutes admissions                  |                         |                                 |                           | Minimal<br>Minime                                       |                         |                                 |                           | Moderately advanced<br>Modérément avancée            |                         |
|-----|----------------------------|--|-------------------------|---------------------------------|---------------------------|---|-------------------------|---------------------------------|---------------------------|--|-------------------------|
|     |                            | Total  | Bacillary<br>Bacillaire | Non-bacillary<br>Non-bacillaire | Not stated<br>Non déclaré | Total   | Bacillary<br>Bacillaire | Non-bacillary<br>Non-bacillaire | Not stated<br>Non déclaré | Total  | Bacillary<br>Bacillaire |
| 1   | CANADA .....               | 15,648   | 8,251                   | 5,605                           | 1,792                     | 3,067   | 993                     | 1,892                           | 182                       | 5,979  | 3,586                   |
| 2   | Active .....               | 13,533   | 8,059                   | 4,202                           | 1,272                     | 2,426   | 957                     | 1,376                           | 93                        | 5,369  | 3,500                   |
| 3   | Inactive .....             | 1,272  | 83                      | 1,030                           | 159                       | 464   | 17                      | 410                             | 37                        | 420  | 44                      |
| 4   | Not stated .....           | 843  | 109                     | 373                             | 361                       | 177   | 19                      | 106                             | 52                        | 190  | 42                      |
| 5   | Newfoundland .....         | 294  | 200                     | 91                              | 3                         | 25  | 7                       | 18                              | —                         | 147  | 93                      |
| 6   | Active .....               | 292  | 200                     | 89                              | 3                         | 24  | 7                       | 17                              | —                         | 147  | 93                      |
| 7   | Not stated .....           | 2  | —                       | 2                               | —                         | 1   | —                       | 1                               | —                         | —  | —                       |
| 8   | Prince Edward Island ..... | 166  | 65                      | 98                              | 3                         | 31  | 4                       | 27                              | —                         | 62   | 30                      |
| 9   | Active .....               | 143  | 63                      | 78                              | 2                         | 27  | 4                       | 23                              | —                         | 54   | 28                      |
| 10  | Inactive .....             | 7  | —                       | 7                               | —                         | —   | —                       | —                               | —                         | 4  | —                       |
| 11  | Not stated .....           | 16   | 2                       | 13                              | 1                         | 4   | —                       | 4                               | —                         | 4  | 2                       |
| 12  | Nova Scotia .....          | 705  | 450                     | 229                             | 26                        | 73  | 25                      | 45                              | 3                         | 284  | 178                     |
| 13  | Active .....               | 500  | 409                     | 85                              | 6                         | 33  | 19                      | 13                              | 1                         | 200  | 161                     |
| 14  | Inactive .....             | 156  | 28                      | 124                             | 4                         | 33  | 5                       | 28                              | —                         | 70   | 13                      |
| 15  | Not stated .....           | 49   | 13                      | 20                              | 16                        | 7   | 1                       | 4                               | 2                         | 14   | 4                       |
| 16  | New Brunswick .....        | 911  | 345                     | 429                             | 137                       | 185   | 11                      | 162                             | 12                        | 351  | 151                     |
| 17  | Active .....               | 762  | 332                     | 329                             | 101                       | 137   | 10                      | 120                             | 7                         | 301  | 146                     |
| 18  | Inactive .....             | 77   | 1                       | 61                              | 15                        | 32  | —                       | 28                              | 4                         | 26   | —                       |
| 19  | Not stated .....           | 72   | 12                      | 39                              | 21                        | 16  | 1                       | 14                              | 1                         | 24   | 5                       |
| 20  | Quebec .....               | 5,696  | 3,205                   | 2,115                           | 376                       | 1,328   | 411                     | 843                             | 74                        | 2,429  | 1,514                   |
| 21  | Active .....               | 4,822  | 3,122                   | 1,514                           | 186                       | 971   | 392                     | 545                             | 34                        | 2,198  | 1,473                   |
| 22  | Inactive .....             | 597  | 46                      | 494                             | 57                        | 282   | 9                       | 259                             | 14                        | 178  | 29                      |
| 23  | Not stated .....           | 277  | 37                      | 107                             | 133                       | 75  | 10                      | 39                              | 26                        | 53   | 12                      |
|     |                            | Pleurisy with effusion<br>Pleurésie avec épanchement |                         |                                 |                           | Pleurisy without effusion<br>Pleurésie sans épanchement |                         |                                 |                           | Primary tuberculosis<br>Primp-infection tuberculeuse |                         |
|     |                            | Total  | Bacillary<br>Bacillaire | Non-bacillary<br>Non-bacillaire | Not stated<br>Non déclaré | Total   | Bacillary<br>Bacillaire | Non-bacillary<br>Non-bacillaire | Not stated<br>Non déclaré | Total  | Bacillary<br>Bacillaire |
| 24  | CANADA .....               | 429  | 33                      | 194                             | 202                       | 50  | —                       | 26                              | 24                        | 720  | 109                     |
| 25  | Active .....               | 300  | 28                      | 143                             | 129                       | 20  | —                       | 11                              | 9                         | 551  | 104                     |
| 26  | Inactive .....             | 27   | 2                       | 20                              | 5                         | 12  | —                       | 6                               | 6                         | 105  | —                       |
| 27  | Not stated .....           | 102  | 3                       | 31                              | 68                        | 18  | —                       | 9                               | 9                         | 64   | 5                       |
| 28  | Newfoundland .....         | 4  | 1                       | 3                               | —                         | —   | —                       | —                               | —                         | 3  | —                       |
| 29  | Active .....               | 4  | 1                       | 3                               | —                         | —   | —                       | —                               | —                         | 3  | —                       |
| 30  | Not stated .....           | —  | —                       | —                               | —                         | —   | —                       | —                               | —                         | —  | —                       |
| 31  | Prince Edward Island ..... | 7  | —                       | 7                               | —                         | 1   | —                       | 1                               | —                         | 6  | —                       |
| 32  | Active .....               | 4  | —                       | 4                               | —                         | 1   | —                       | 1                               | —                         | 5  | —                       |
| 33  | Inactive .....             | —  | —                       | —                               | —                         | —   | —                       | —                               | —                         | 1  | —                       |
| 34  | Not stated .....           | 3  | —                       | 3                               | —                         | —   | —                       | —                               | —                         | —  | —                       |
| 35  | Nova Scotia .....          | 12   | 3                       | 6                               | 3                         | 2   | —                       | 1                               | 1                         | 17   | 7                       |
| 36  | Active .....               | 6  | 2                       | 4                               | —                         | —   | —                       | —                               | —                         | 11   | 7                       |
| 37  | Inactive .....             | 1  | —                       | 1                               | —                         | —   | —                       | —                               | —                         | 5  | —                       |
| 38  | Not stated .....           | 5  | 1                       | 1                               | 3                         | 2   | —                       | 1                               | 1                         | 1  | —                       |
| 39  | New Brunswick .....        | 33   | —                       | 14                              | 19                        | 4   | —                       | 3                               | 1                         | 24   | 1                       |
| 40  | Active .....               | 25   | —                       | 9                               | 16                        | 1   | —                       | 1                               | —                         | 17   | 1                       |
| 41  | Inactive .....             | 1  | —                       | 1                               | —                         | 2   | —                       | 2                               | —                         | 4  | —                       |
| 42  | Not stated .....           | 7  | —                       | 4                               | 3                         | 1   | —                       | —                               | 1                         | 3  | —                       |
| 43  | Quebec .....               | 139  | 14                      | 78                              | 47                        | 24  | —                       | 16                              | 8                         | 171  | 18                      |
| 44  | Active .....               | 85   | 12                      | 53                              | 20                        | 6   | —                       | 5                               | 1                         | 101  | 17                      |
| 45  | Inactive .....             | 19   | 2                       | 15                              | 2                         | 6   | —                       | 4                               | 2                         | 47   | —                       |
| 46  | Not stated .....           | 35   | —                       | 10                              | 25                        | 12  | —                       | 7                               | 5                         | 23   | 1                       |

1. Includes the following: Tuberculosis with mention of occupational disease of lung (001), Tracheobronchial glandular tuberculosis (005) and other respiratory tuberculosis (007).



TABLEAU 29. État bacillaire et activité de la tuberculose chez les malades admis, 1951

| Moderately advanced<br>Modérément avancée            |                           | Far advanced<br>Très avancée   |                         |                                 |                           | Other and unspecified pulmonary<br>Pulmonaire, autres et non spécifiée |                         |                                 |                           | Activité                    |    |
|--|---------------------------|--|-------------------------|---------------------------------|---------------------------|--|-------------------------|---------------------------------|---------------------------|-----------------------------|----|
| Non-bacillary<br>Non bacillaire                      | Not stated<br>Non déclaré | Total  | Bacillary<br>Bacillaire | Non-bacillary<br>Non bacillaire | Not stated<br>Non déclaré | Total  | Bacillary<br>Bacillaire | Non-bacillary<br>Non bacillaire | Not stated<br>Non déclaré |                             | No |
| 2,195  | 198                       | 4,263  | 3,480                   | 684                             | 99                        | 34   | 8                       | 10                              | 16                        | CANADA .....                | 1  |
| 1,713  | 156                       | 3,986  | 3,424                   | 483                             | 79                        | 13   | 8                       | 3                               | 2                         | Active .....                | 2  |
| 363  | 13                        | 168  | 20                      | 143                             | 5                         | 2  | -                       | 2                               | -                         | Inactive .....              | 3  |
| 119  | 29                        | 109  | 36                      | 58                              | 15                        | 19   | -                       | 5                               | 14                        | Non déclarée .....          | 4  |
| 54   | -                         | 142  | 96                      | 13                              | 3                         | 1  | 4                       | -                               | -                         | Terre-Neuve .....           | 5  |
| 54   | -                         | 111  | 96                      | 12                              | 3                         | 1  | 1                       | -                               | -                         | Active .....                | 6  |
| -  | -                         | 1  | -                       | 1                               | -                         | -  | -                       | -                               | -                         | Non déclarée .....          | 7  |
| 32   | -                         | 36   | 29                      | 6                               | 1                         | 2  | -                       | 2                               | -                         | Île-du-Prince-Édouard ..... | 8  |
| 28   | -                         | 34   | 29                      | 5                               | -                         | -  | -                       | -                               | -                         | Active .....                | 9  |
| 4  | -                         | -  | -                       | -                               | -                         | -  | -                       | -                               | -                         | Inactive .....              | 10 |
| 2  | -                         | 2  | -                       | 1                               | 1                         | 2  | -                       | 2                               | -                         | Non déclarée .....          | 11 |
| 101  | 5                         | 310  | 236                     | 64                              | 10                        | -  | -                       | -                               | -                         | Nouvelle-Écosse .....       | 12 |
| 38   | 1                         | 249  | 220                     | 28                              | 1                         | -  | -                       | -                               | -                         | Active .....                | 13 |
| 56   | 1                         | 44   | 10                      | 31                              | 3                         | -  | -                       | -                               | -                         | Inactive .....              | 14 |
| 7  | 3                         | 17   | 6                       | 5                               | 6                         | -  | -                       | -                               | -                         | Non déclarée .....          | 15 |
| 185  | 15                        | 227  | 180                     | 44                              | 3                         | 3  | 1                       | -                               | 2                         | Nouveau-Brunswick .....     | 16 |
| 143  | 12                        | 215  | 173                     | 39                              | 3                         | 1  | 1                       | -                               | -                         | Active .....                | 17 |
| 25   | 1                         | 4  | 1                       | 3                               | -                         | -  | -                       | -                               | -                         | Inactive .....              | 18 |
| 17   | 2                         | 8  | 6                       | 2                               | -                         | 2  | -                       | -                               | 2                         | Non déclarée .....          | 19 |
| 870  | 45                        | 1,420  | 1,236                   | 163                             | 21                        | 15   | 4                       | 3                               | 8                         | Québec .....                | 20 |
| 694  | 31                        | 1,362  | 1,217                   | 129                             | 16                        | 5  | 4                       | 1                               | -                         | Active .....                | 21 |
| 146  | 3                         | 33   | 6                       | 26                              | 1                         | -  | -                       | -                               | -                         | Inactive .....              | 22 |
| 30   | 11                        | 25   | 13                      | 8                               | 4                         | 10   | -                       | 2                               | 8                         | Non déclarée .....          | 23 |
| Primary tuberculosis<br>Primp-infection tuberculeuse |                           | Other tuberculosis of respiratory system <sup>1</sup><br>Autres tuberculoses de l'appareil respiratoire <sup>1</sup> |                         |                                 |                           | Tuberculosis, other forms<br>Autres formes de tuberculose              |                         |                                 |                           |                             |    |
| Non-bacillary<br>Non bacillaire                      | Not stated<br>Non déclaré | Total  | Bacillary<br>Bacillaire | Non-bacillary<br>Non bacillaire | Not stated<br>Non déclaré | Total  | Bacillary<br>Bacillaire | Non-bacillary<br>Non bacillaire | Not stated<br>Non déclaré |                             | No |
| 385  | 226                       | 30   | 10                      | 13                              | 7                         | 1,076  | 32                      | 206                             | 838                       | CANADA .....                | 24 |
| 295  | 152                       | 22   | 9                       | 9                               | 4                         | 846  | 29                      | 169                             | 648                       | Active .....                | 25 |
| 69   | 36                        | 1  | -                       | 1                               | -                         | 73   | -                       | 16                              | 57                        | Inactive .....              | 26 |
| 21   | 38                        | 7  | 1                       | 3                               | 3                         | 157  | 3                       | 21                              | 133                       | Non déclarée .....          | 27 |
| 3  | -                         | -  | -                       | -                               | -                         | 2  | 2                       | -                               | -                         | Terre-Neuve .....           | 28 |
| 3  | -                         | -  | -                       | -                               | -                         | 2  | 2                       | -                               | -                         | Active .....                | 29 |
| -  | -                         | -  | -                       | -                               | -                         | -  | -                       | -                               | -                         | Non déclarée .....          | 30 |
| 6  | -                         | -  | -                       | -                               | -                         | 21   | 2                       | 17                              | 2                         | Île-du-Prince-Édouard ..... | 31 |
| 5  | -                         | -  | -                       | -                               | -                         | 18   | 2                       | 14                              | 2                         | Active .....                | 32 |
| 1  | -                         | -  | -                       | -                               | -                         | 2  | -                       | 2                               | -                         | Inactive .....              | 33 |
| -  | -                         | -  | -                       | -                               | -                         | 1  | -                       | 1                               | -                         | Non déclarée .....          | 34 |
| 7  | 3                         | -  | -                       | -                               | -                         | 7  | 1                       | 5                               | 1                         | Nouvelle-Écosse .....       | 35 |
| 1  | 3                         | -  | -                       | -                               | -                         | 1  | -                       | 1                               | -                         | Active .....                | 36 |
| 5  | -                         | -  | -                       | -                               | -                         | 3  | -                       | 3                               | -                         | Inactive .....              | 37 |
| 1  | -                         | -  | -                       | -                               | -                         | 3  | 1                       | 1                               | 1                         | Non déclarée .....          | 38 |
| 9  | 14                        | 4  | -                       | 3                               | 1                         | 80   | 1                       | 9                               | 70                        | Nouveau-Brunswick .....     | 39 |
| 7  | 9                         | 2  | -                       | 2                               | -                         | 63   | 1                       | 8                               | 54                        | Active .....                | 40 |
| 1  | 3                         | -  | -                       | -                               | -                         | 8  | -                       | 1                               | 7                         | Inactive .....              | 41 |
| 1  | 2                         | 2  | -                       | 1                               | 1                         | 9  | -                       | -                               | 9                         | Non déclarée .....          | 42 |
| 99   | 54                        | 5  | 1                       | 3                               | 1                         | 165  | 7                       | 40                              | 118                       | Québec .....                | 43 |
| 60   | 24                        | 2  | 1                       | 1                               | -                         | 92   | 6                       | 26                              | 60                        | Active .....                | 44 |
| 35   | 12                        | 1  | -                       | 1                               | -                         | 31   | -                       | 8                               | 23                        | Inactive .....              | 45 |
| 4  | 18                        | 2  | -                       | 1                               | 1                         | 42   | 1                       | 6                               | 35                        | Non déclarée .....          | 46 |

1. Comprend: tuberculose avec mention de maladie professionnelle du poumon (001), adénopathie trachéo-bronchique tuberculeuse (005) et autres tuberculoses de l'appareil respiratoire.



TABLEAU 29. État bacillaire et activité de la tuberculose chez les malades admis, 1951 - fin

| Moderately advanced<br>—<br>Modérément avancée            |                                | Far advanced<br>—<br>Très avancée   |                                |                                      |                                | Other and unspecified pulmonary<br>—<br>Pulmonaire, autres et non spécifiée |                                |                                      |                                | Activité                   |  | No |
|---|--------------------------------|---|--------------------------------|--------------------------------------|--------------------------------|---|--------------------------------|--------------------------------------|--------------------------------|----------------------------|--|----|
| Non-bacillary<br>—<br>Non bacillaire                      | Not stated<br>—<br>Non déclaré | Total   | Bacillary<br>—<br>Bacillaire   | Non-bacillary<br>—<br>Non bacillaire | Not stated<br>—<br>Non déclaré | Total   | Bacillary<br>—<br>Bacillaire   | Non-bacillary<br>—<br>Non bacillaire | Not stated<br>—<br>Non déclaré |                            |  |    |
| 531   | 79                             | 1,075   | 828                            | 214                                  | 33                             | 7   | 1                              | 4                                    | 2                              | Ontario .....              |  | 1  |
| 439   | 70                             | 1,003   | 823                            | 149                                  | 31                             | 4   | 1                              | 2                                    | 1                              | Active .....               |  | 2  |
| 55  | 4                              | 37  | 1                              | 36                                   | —                              | 1   | —                              | 1                                    | —                              | Inactive .....             |  | 3  |
| 37  | 5                              | 35  | 4                              | 29                                   | 2                              | 2   | —                              | 1                                    | 1                              | Non déclarée .....         |  | 4  |
| 162   | 14                             | 408   | 324                            | 81                                   | 3                              | 3   | —                              | 1                                    | 2                              | Manitoba .....             |  | 5  |
| 108   | 8                              | 362   | 320                            | 40                                   | 2                              | —   | —                              | —                                    | —                              | Active .....               |  | 6  |
| 51  | 3                              | 42  | 2                              | 39                                   | 1                              | 1   | —                              | 1                                    | —                              | Inactive .....             |  | 7  |
| 3   | 3                              | 4   | 2                              | 2                                    | —                              | 2   | —                              | —                                    | 2                              | Non déclarée .....         |  | 8  |
| 70  | 1                              | 206   | 161                            | 45                                   | —                              | —   | —                              | —                                    | —                              | Saskatchewan .....         |  | 9  |
| 65  | —                              | 202   | 161                            | 41                                   | —                              | —   | —                              | —                                    | —                              | Active .....               |  | 10 |
| 5   | 1                              | 4   | —                              | 4                                    | —                              | —   | —                              | —                                    | —                              | Inactive .....             |  | 11 |
| —   | —                              | —   | —                              | —                                    | —                              | —   | —                              | —                                    | —                              | Non déclarée .....         |  | 12 |
| 69  | 26                             | 204   | 162                            | 27                                   | 15                             | 3   | 1                              | —                                    | 2                              | Alberta .....              |  | 13 |
| 53  | 23                             | 188   | 158                            | 17                                   | 13                             | 2   | 1                              | —                                    | 1                              | Active .....               |  | 14 |
| 3   | —                              | 3   | —                              | 3                                    | —                              | —   | —                              | —                                    | —                              | Inactive .....             |  | 15 |
| 13  | 3                              | 13  | 4                              | 7                                    | 2                              | 1   | —                              | —                                    | 1                              | Non déclarée .....         |  | 16 |
| 121   | 13                             | 265   | 228                            | 27                                   | 10                             | —   | —                              | —                                    | —                              | Colombie-Britannique ..... |  | 17 |
| 93  | 11                             | 260   | 227                            | 23                                   | 10                             | —   | —                              | —                                    | —                              | Active .....               |  | 18 |
| 18  | —                              | 1   | —                              | 1                                    | —                              | —   | —                              | —                                    | —                              | Inactive .....             |  | 19 |
| 10  | 2                              | 4   | 1                              | 3                                    | —                              | —   | —                              | —                                    | —                              | Non déclarée .....         |  | 20 |
| Primary tuberculosis<br>—<br>Primo-infection tuberculeuse |                                | Other tuberculosis of respiratory system <sup>1</sup><br>—<br>Autres tuberculoses de l'appareil respiratoire <sup>1</sup> |                                |                                      |                                | Tuberculosis, other forms<br>—<br>Autres formes de tuberculose              |                                |                                      |                                |                            |  |    |
| Total   | Bacillary<br>—<br>Bacillaire   | Non-bacillary<br>—<br>Non bacillaire  | Not stated<br>—<br>Non déclaré | Total                                | Bacillary<br>—<br>Bacillaire   | Non-bacillary<br>—<br>Non bacillaire  | Not stated<br>—<br>Non déclaré | Total                                | Bacillary<br>—<br>Bacillaire   |                            |  |    |
| 116   | 51                             | 10  | 5                              | 4                                    | 1                              | 264   | 6                              | 41                                   | 217                            | Ontario .....              |  | 21 |
| 108   | 40                             | 8   | 4                              | 3                                    | 1                              | 206   | 5                              | 29                                   | 172                            | Active .....               |  | 22 |
| 2   | 8                              | —   | —                              | —                                    | —                              | 9   | —                              | 1                                    | 8                              | Inactive .....             |  | 23 |
| 6   | 3                              | 2   | 1                              | 1                                    | —                              | 49  | 1                              | 11                                   | 37                             | Non déclarée .....         |  | 24 |
| 42  | 21                             | 2   | 1                              | —                                    | 1                              | 140   | 3                              | 19                                   | 118                            | Manitoba .....             |  | 25 |
| 31  | 11                             | 2   | 1                              | —                                    | 1                              | 128   | 3                              | 18                                   | 107                            | Active .....               |  | 26 |
| 9   | 9                              | —   | —                              | —                                    | —                              | 7   | —                              | —                                    | 7                              | Inactive .....             |  | 27 |
| 2   | 1                              | —   | —                              | —                                    | —                              | 5   | —                              | 1                                    | 4                              | Non déclarée .....         |  | 28 |
| 12  | 1                              | 5   | —                              | 3                                    | 2                              | 178   | 9                              | 57                                   | 112                            | Saskatchewan .....         |  | 29 |
| 12  | 1                              | 5   | —                              | 3                                    | 2                              | 175   | 9                              | 57                                   | 109                            | Active .....               |  | 30 |
| —   | —                              | —   | —                              | —                                    | —                              | 3   | —                              | —                                    | 3                              | Inactive .....             |  | 31 |
| —   | —                              | —   | —                              | —                                    | —                              | —   | —                              | —                                    | —                              | Non déclarée .....         |  | 32 |
| 18  | 52                             | —   | —                              | —                                    | —                              | 166   | —                              | 7                                    | 159                            | Alberta .....              |  | 33 |
| 17  | 36                             | —   | —                              | —                                    | —                              | 113   | —                              | 6                                    | 107                            | Active .....               |  | 34 |
| 1   | 4                              | —   | —                              | —                                    | —                              | 8   | —                              | —                                    | 8                              | Inactive .....             |  | 35 |
| —   | 12                             | —   | —                              | —                                    | —                              | 45  | —                              | 1                                    | 44                             | Non déclarée .....         |  | 36 |
| 73  | 30                             | 4   | 3                              | —                                    | 1                              | 53  | 1                              | 11                                   | 41                             | Colombie-Britannique ..... |  | 37 |
| 61  | 28                             | 3   | 3                              | —                                    | —                              | 48  | 1                              | 10                                   | 37                             | Active .....               |  | 38 |
| 15  | —                              | —   | —                              | —                                    | —                              | 2   | —                              | 1                                    | 1                              | Inactive .....             |  | 39 |
| 7   | 2                              | 1   | —                              | —                                    | 1                              | 3   | —                              | —                                    | 3                              | Non déclarée .....         |  | 40 |

Marital status of tuberculous admissions, by province and sex, is shown in Table 30. Single persons of both sexes taken together accounted for 48.6 per cent of tuberculous admissions, slightly lower than their proportion of the general population, which was 50.5 per cent. The difference was somewhat greater among single males, who make up 48.4 per cent of all male tuberculous admissions, and 52.9 per cent of the general male population. The reverse was true of single females, who accounted for 48.9 per cent of female tuberculous admissions but constituted only 48.0 per cent of the general female population. The percentage of tuberculous admissions who were married or divorced<sup>1</sup> was higher among each sex than in the general population; 47.6 per cent of both sexes, 47.7 per cent of males, and 47.6 per cent of females among tuberculous admissions were in this category, as against 44.7 per cent of both sexes, 44.5 per cent of males, and 45.4 per cent of females among the general population. Widowed persons of both sexes made up 3.8 per cent of tuberculous admissions as against 4.6 per cent of the general population; 3.9 per cent of male admissions, but only 2.6 per cent of the male population; and only 3.6 per cent of female admissions, but 6.6 per cent of the female population.

1. Owing to a difference in the method of classification, separate figures for these groups cannot be compared with the general population.

L'état civil des tuberculeux admis, par province et par sexe, est indiqué au tableau 30. Les célibataires des deux sexes réunis forment 48.6 p. 100 des admissions de tuberculeux, soit un peu moins que leur proportion par rapport à la population en général, qui est de 50.5 p. 100. La différence est quelque peu plus marquée chez les hommes célibataires, qui représentent 48.4 p. 100 de tous les hommes tuberculeux admis et 52.9 p. 100 de la population en général. L'inverse est observé chez les femmes célibataires, qui forment 48.9 p. 100 des tuberculeuses admises mais 48.0 p. 100 seulement de la population en général. Le pourcentage de tuberculeux admis mariés ou divorcés<sup>1</sup> admis est plus élevé dans le cas de chaque sexe que parmi la population en général; 47.6 p. 100 de tuberculeux des deux sexes, 47.7 p. 100 des hommes et 47.6 p. 100 des femmes admis sont dans cette catégorie, au regard de 44.7 p. 100 pour les deux sexes, 44.5 p. 100 des hommes et 45.4 p. 100 pour les femmes parmi la population en général. Les veufs des deux sexes comptent 3.8 p. 100 des tuberculeux admis contre 4.6 p. 100 de la population en général; 3.9 p. 100 des hommes contre 2.6 p. 100 seulement de la population masculine; et 3.6 p. 100 des femmes contre 6.6 p. 100 de la population féminine.

1. A cause de la différence de méthode de classement, les chiffres de chaque groupement ne peuvent être comparés à ceux de la population en général.

TABLE 30. Tuberculous admissions by marital status, age and sex, 1951  
TABLEAU 30. Tuberculeux admis selon l'état civil, l'âge et le sexe, 1951

| Marital status, age and sex<br>État civil, âge et sexe | Canada           | New-<br>found-<br>land | Prince<br>Edward<br>Island | Nova<br>Scotia | New-<br>Brun-<br>swick | Québec       | Ontario      | Mani-<br>toba | Saskat-<br>chewan | Alberta    | British<br>Columbia |
|--|------------------|------------------------|----------------------------|----------------|------------------------|--------------|--------------|---------------|-------------------|------------|---------------------|
| <b>Total</b> .....                                     | <b>T. 15,648</b> | <b>294</b>             | <b>166</b>                 | <b>705</b>     | <b>911</b>             | <b>5,896</b> | <b>3,768</b> | <b>1,365</b>  | <b>704</b>        | <b>805</b> | <b>1,234</b>        |
| M.   | 8,276            | 148                    | 76                         | 381            | 437                    | 2,877        | 2,224        | 711           | 350               | 418        | 654                 |
| F.   | 7,372            | 146                    | 90                         | 324            | 474                    | 2,819        | 1,544        | 654           | 354               | 387        | 580                 |
| <b>Under 15 years — Moins de 15 ans</b> .....          | <b>T. 1,569</b>  | <b>7</b>               | <b>19</b>                  | <b>20</b>      | <b>75</b>              | <b>380</b>   | <b>398</b>   | <b>205</b>    | <b>111</b>        | <b>175</b> | <b>179</b>          |
| M.   | 734              | 3                      | 7                          | 13             | 27                     | 171          | 194          | 103           | 56                | 80         | 80                  |
| F.   | 835              | 4                      | 12                         | 7              | 48                     | 209          | 204          | 102           | 55                | 95         | 99                  |
| <b>15 years and over — 15 ans et plus</b> .....        | <b>T. 14,079</b> | <b>287</b>             | <b>147</b>                 | <b>685</b>     | <b>836</b>             | <b>5,316</b> | <b>3,370</b> | <b>1,160</b>  | <b>593</b>        | <b>630</b> | <b>1,055</b>        |
| M.   | 7,542            | 145                    | 69                         | 368            | 410                    | 2,706        | 2,030        | 608           | 294               | 338        | 574                 |
| F.   | 6,537            | 142                    | 78                         | 317            | 426                    | 2,610        | 1,340        | 552           | 299               | 292        | 481                 |
| <b>Single — Célibataires</b> .....                     | <b>T. 7,604</b>  | <b>165</b>             | <b>86</b>                  | <b>312</b>     | <b>452</b>             | <b>2,995</b> | <b>1,581</b> | <b>658</b>    | <b>346</b>        | <b>444</b> | <b>565</b>          |
| M.   | 4,002            | 77                     | 43                         | 183            | 208                    | 1,478        | 922          | 365           | 188               | 231        | 307                 |
| F.   | 3,602            | 88                     | 43                         | 129            | 244                    | 1,517        | 659          | 293           | 158               | 213        | 258                 |
| <b>Under 15 years — Moins de 15 ans</b> .....          | <b>T. 1,568</b>  | <b>7</b>               | <b>19</b>                  | <b>20</b>      | <b>75</b>              | <b>380</b>   | <b>398</b>   | <b>205</b>    | <b>110</b>        | <b>175</b> | <b>179</b>          |
| M.   | 734              | 3                      | 7                          | 13             | 27                     | 171          | 194          | 103           | 56                | 80         | 80                  |
| F.   | 834              | 4                      | 12                         | 7              | 48                     | 209          | 204          | 102           | 54                | 95         | 99                  |
| <b>15 years and Over — 15 ans et plus</b> .....        | <b>T. 6,036</b>  | <b>158</b>             | <b>67</b>                  | <b>292</b>     | <b>377</b>             | <b>2,615</b> | <b>1,183</b> | <b>453</b>    | <b>236</b>        | <b>269</b> | <b>386</b>          |
| M.   | 3,268            | 74                     | 36                         | 170            | 181                    | 1,307        | 728          | 262           | 132               | 151        | 227                 |
| F.   | 2,768            | 84                     | 31                         | 122            | 196                    | 1,308        | 455          | 191           | 104               | 118        | 159                 |
| <b>Married — Mariés</b> .....                          | <b>T. 7,110</b>  | <b>127</b>             | <b>71</b>                  | <b>347</b>     | <b>420</b>             | <b>2,449</b> | <b>1,894</b> | <b>604</b>    | <b>319</b>        | <b>307</b> | <b>572</b>          |
| M.   | 3,748            | 70                     | 32                         | 174            | 214                    | 1,266        | 1,109        | 306           | 140               | 150        | 287                 |
| F.   | 3,362            | 57                     | 39                         | 173            | 206                    | 1,183        | 785          | 298           | 179               | 157        | 285                 |
| <b>Under 15 years — Moins de 15 ans</b> .....          | <b>T. 1</b>      | <b>—</b>               | <b>—</b>                   | <b>—</b>       | <b>—</b>               | <b>—</b>     | <b>—</b>     | <b>—</b>      | <b>1</b>          | <b>—</b>   | <b>—</b>            |
| F.   | 1                | —                      | —                          | —              | —                      | —            | —            | —             | 1                 | —          | —                   |
| <b>15 years and Over — 15 ans et plus</b> .....        | <b>T. 7,109</b>  | <b>127</b>             | <b>71</b>                  | <b>347</b>     | <b>420</b>             | <b>2,449</b> | <b>1,894</b> | <b>604</b>    | <b>318</b>        | <b>307</b> | <b>572</b>          |
| M.   | 3,748            | 70                     | 32                         | 174            | 214                    | 1,266        | 1,109        | 306           | 140               | 150        | 287                 |
| F.   | 3,361            | 57                     | 39                         | 173            | 206                    | 1,183        | 785          | 298           | 178               | 157        | 285                 |
| <b>Widowed — Veufs</b> .....                           | <b>T. 588</b>    | <b>2</b>               | <b>7</b>                   | <b>33</b>      | <b>28</b>              | <b>191</b>   | <b>169</b>   | <b>55</b>     | <b>26</b>         | <b>32</b>  | <b>45</b>           |
| M.   | 326              | 1                      | —                          | 17             | 8                      | 93           | 123          | 21            | 14                | 19         | 30                  |
| F.   | 262              | 1                      | 7                          | 16             | 20                     | 98           | 46           | 34            | 12                | 13         | 15                  |
| <b>15 years and over — 15 ans et plus</b> .....        | <b>T. 588</b>    | <b>2</b>               | <b>7</b>                   | <b>33</b>      | <b>28</b>              | <b>191</b>   | <b>169</b>   | <b>55</b>     | <b>26</b>         | <b>32</b>  | <b>45</b>           |
| M.   | 326              | 1                      | —                          | 17             | 8                      | 93           | 123          | 21            | 14                | 19         | 30                  |
| F.   | 262              | 1                      | 7                          | 16             | 20                     | 98           | 46           | 34            | 12                | 13         | 15                  |
| <b>Divorced, Separated — Divorcés, séparés</b> .....   | <b>T. 346</b>    | <b>—</b>               | <b>2</b>                   | <b>13</b>      | <b>11</b>              | <b>61</b>    | <b>124</b>   | <b>48</b>     | <b>13</b>         | <b>22</b>  | <b>52</b>           |
| M.   | 200              | —                      | 1                          | 7              | 7                      | 40           | 70           | 19            | 8                 | 18         | 30                  |
| F.   | 146              | —                      | 1                          | 6              | 4                      | 21           | 54           | 29            | 5                 | 4          | 22                  |
| <b>15 years and over — 15 ans et plus</b> .....        | <b>T. 346</b>    | <b>—</b>               | <b>2</b>                   | <b>13</b>      | <b>11</b>              | <b>61</b>    | <b>124</b>   | <b>48</b>     | <b>13</b>         | <b>22</b>  | <b>52</b>           |
| M.   | 200              | —                      | 1                          | 7              | 7                      | 40           | 70           | 19            | 8                 | 18         | 30                  |
| F.   | 146              | —                      | 1                          | 6              | 4                      | 21           | 54           | 29            | 5                 | 4          | 22                  |



Some notable contrasts may be observed when tuberculous admissions classified by birthplace and sex are computed as rates per 100,000 of the general population with similar characteristics. Figure 3 illustrates this. Particularly evident are the low rate among females born in the British Commonwealth, the high rate among males born in Asia outside the Commonwealth, and the equal rates for each sex among persons born in Canada.

Actual frequencies of tuberculous admissions by birthplace and sex are shown for Canada and provinces in Table 31. For every stated birthplace and in every province, disregarding frequencies of less than ten, males exceeded females, with the sole exception of Prince Edward Island, which had more female than male admissions born in Canada.

On observe certains contrastes frappants lorsque les tuberculeux admis, classés selon le lieu de naissance et le sexe, sont calculés en taux par 100,000 personnes de la population en général réunissant les mêmes caractéristiques. Le graphique 3 illustre ce point. Sont particulièrement notables le taux peu élevé chez les femmes nées dans le Commonwealth britannique, le taux élevé chez les hommes nés en Asie en dehors du Commonwealth, et les taux égaux pour l'un et l'autre sexe parmi les personnes nées au Canada.

Les fréquences réelles des admissions de tuberculeux selon le lieu de naissance et le sexe sont données pour le Canada et les provinces dans le tableau 31. Pour chaque lieu de naissance déclaré et dans chaque province, et en écartant les fréquences de moins de dix, les hommes sont plus nombreux que les femmes, à la seule exception de l'Île-du-Prince-Édouard, où les femmes admises nées au Canada sont plus nombreuses que les hommes.

FIGURE - 3

GRAPHIQUE - 3

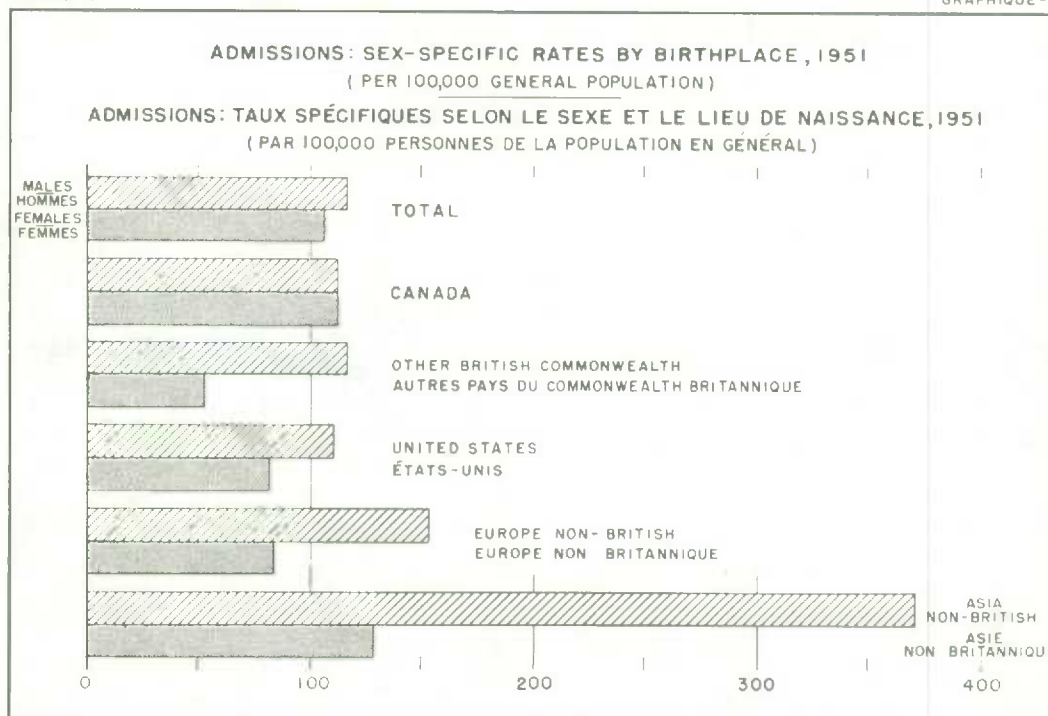


TABLE 31. Birthplace of tuberculous admissions by province and sex, 1951  
TABLEAU 31. Lieu de naissance des tuberculeux admis par province et sexe, 1951

| Birthplace<br>—<br>Lieu de naissance                  | Canada           | New-<br>found-<br>land | Prince-<br>Edward<br>Island | Nova<br>Scotia | New<br>Brun-<br>swick | Québec       | Ontario      | Mani-<br>toba | Saskat-<br>chewan | Alberta    | British<br>Columbia |
|---|------------------|------------------------|-----------------------------|----------------|-----------------------|--------------|--------------|---------------|-------------------|------------|---------------------|
| <b>TOTAL</b> .....                                    | <b>T. 15,648</b> | <b>294</b>             | <b>166</b>                  | <b>705</b>     | <b>911</b>            | <b>5,696</b> | <b>3,768</b> | <b>1,365</b>  | <b>704</b>        | <b>805</b> | <b>1,234</b>        |
|   | M. 8,276         | 148                    | 76                          | 381            | 437                   | 2,877        | 2,224        | 711           | 350               | 418        | 654                 |
|   | F. 7,372         | 146                    | 90                          | 324            | 474                   | 2,819        | 1,544        | 654           | 354               | 387        | 580                 |
| Canada.....   | T. 13,466        | 291                    | 159                         | 672            | 872                   | 5,356        | 2,816        | 1,154         | 554               | 662        | 930                 |
|   | M. 6,765         | 147                    | 73                          | 362            | 422                   | 2,634        | 1,565        | 564           | 251               | 320        | 427                 |
|   | F. 6,701         | 144                    | 86                          | 310            | 450                   | 2,722        | 1,251        | 590           | 303               | 342        | 503                 |
| Other Commonwealth — Autres pays du Commonwealth..... | T. 788           | 1                      | 2                           | 13             | 17                    | 121          | 366          | 62            | 34                | 39         | 133                 |
|   | M. 540           | —                      | 1                           | 4              | 5                     | 95           | 248          | 43            | 20                | 25         | 99                  |
|   | F. 248           | 1                      | 1                           | 9              | 12                    | 26           | 118          | 19            | 14                | 14         | 34                  |
| United States — États-Unis.....                       | T. 269           | 2                      | 4                           | 8              | 19                    | 52           | 74           | 12            | 30                | 32         | 36                  |
|   | M. 147           | 1                      | 1                           | 5              | 8                     | 28           | 39           | 6             | 19                | 20         | 20                  |
|   | F. 122           | 1                      | 3                           | 3              | 11                    | 24           | 35           | 6             | 11                | 12         | 16                  |
| Europe.....   | T. 992           | —                      | 1                           | 9              | 2                     | 147          | 456          | 132           | 79                | 66         | 100                 |
|   | M. 707           | —                      | 1                           | 8              | 2                     | 102          | 319          | 93            | 53                | 49         | 80                  |
|   | F. 285           | —                      | —                           | 1              | —                     | 45           | 137          | 39            | 26                | 17         | 20                  |
| Asia — Asie.....                                      | T. 117           | —                      | —                           | 2              | —                     | 16           | 50           | 4             | 7                 | 4          | 34                  |
|   | M. 106           | —                      | —                           | 1              | —                     | 15           | 49           | 4             | 7                 | 3          | 27                  |
|   | F. 11            | —                      | —                           | 1              | —                     | 1            | 1            | —             | —                 | 1          | 7                   |
| Other specified — Autres spécifiés.....               | T. 4             | —                      | —                           | —              | 1                     | 1            | 2            | —             | —                 | —          | —                   |
|   | M. 2             | —                      | —                           | —              | —                     | 1            | 1            | —             | —                 | —          | —                   |
|   | F. 2             | —                      | —                           | —              | 1                     | —            | 1            | —             | —                 | —          | —                   |
| Not stated — Non déclaré.....                         | T. 12            | —                      | —                           | 1              | —                     | 3            | 4            | 1             | —                 | 2          | 1                   |
|   | M. 9             | —                      | —                           | 1              | —                     | 2            | 3            | 1             | —                 | 1          | 1                   |
|   | F. 3             | —                      | —                           | —              | —                     | 1            | 1            | —             | —                 | 1          | —                   |

Immigrant tuberculous admissions are shown in Table 32 by year or period of immigration and province. Of the total with stated time of arrival, 63.9 per cent had arrived in Canada in 1929 or earlier. The 1951 Decennial Census shows that 74.3 per cent of the general immigrant population had arrived in 1930 or earlier; and therefore the immigrant tuberculous admissions were, on the average, more recent arrivals than the general immigrant population. Corresponding percentages from other arrival-periods bear out this conclusion; 1910-and-previous immigrants were 27.3 per cent of all immigrant population in 1951, but 1951 immigrant tuberculous admissions who had arrived in 1909 or earlier made up only 13.9 per cent of the total; 1930-and-previous immigrants were 74.3 per cent of all immigrants in the population, but 1929-and-previous immigrants were only 63.7 per cent of immigrant tuberculous admissions. Part of this discrepancy is probably due to the higher incidence of tuberculosis among younger persons inasmuch as the date of arrival of younger immigrants is necessarily a recent year.

Le tableau 32 donne, par année ou période d'immigration et par province, le nombre d'immigrés tuberculeux admis. Sur ceux dont la date d'arrivée est déclarée, 63,9 p. 100 étaient arrivés au Canada en 1929 ou avant. Le recensement décennal de 1951 montre que 74,3 p. 100 de la population immigrée en général est arrivée en 1930 ou avant. Les immigrés tuberculeux admis sont donc en moyenne d'arrivée plus récente que la population immigrée en général. Les proportions correspondantes dans le cas des autres périodes d'arrivée confirment cette conclusion; les immigrés de 1910 et avant représentent 27,3 p. 100 de toute la population immigrée en 1951, mais les immigrés souffrant de tuberculose admis dans les institutions pour tuberculeux en 1951 et qui étaient arrivés en 1909 ou avant ne forment que 13,9 p. 100 du total; les immigrés de 1930 et avant, 74,3 p. 100 de toute la population immigrée; mais les immigrés de 1929 et avant, 63,7 p. 100 seulement des admissions. Cet écart est sans doute attribuable en partie à une fréquence plus élevée de la tuberculose chez les jeunes personnes, ces dernières étant nécessairement d'arrivée récente.

TABLE 32. Year of arrival in Canada of tuberculous admissions born abroad, 1951  
TABLEAU 32. Année d'arrivée au Canada des tuberculeux admis nés à l'étranger, 1951

| Province                   | Total | 1951 | 1950 | 1949 | 1948 | 1947 | 1946 | 1945 | 1940-1944 | 1930-1939 | 1920-1929 | 1910-1919 | 1900-1909 | Before 1900<br>—<br>Avant 1900 | Not stated<br>—<br>Non déclaré |
|----------------------------|-------|------|------|------|------|------|------|------|-----------|-----------|-----------|-----------|-----------|--------------------------------|--------------------------------|
| Canada .....               | 2,173 | 62   | 75   | 89   | 125  | 65   | 62   | 17   | 19        | 157       | 518       | 410       | 202       | 56                             | 316                            |
| Newfoundland .....         | 3     | —    | —    | —    | —    | —    | —    | 1    | —         | 1         | —         | 1         | —         | —                              | —                              |
| Prince Edward Island ..... | 7     | —    | 1    | 1    | —    | —    | 1    | —    | —         | —         | —         | —         | —         | —                              | 4                              |
| Nova Scotia .....          | 32    | 1    | 1    | —    | —    | 1    | 2    | 1    | —         | 1         | 1         | 3         | 1         | —                              | 20                             |
| New Brunswick .....        | 39    | 1    | —    | —    | —    | 1    | 1    | 3    | 1         | 2         | 3         | 4         | —         | 1                              | 22                             |
| Québec .....               | 338   | 11   | 8    | 10   | 22   | 6    | 4    | 3    | 3         | 27        | 64        | 48        | 14        | 3                              | 115                            |
| Ontario .....              | 950   | 35   | 55   | 60   | 75   | 42   | 37   | 3    | 10        | 71        | 248       | 167       | 72        | 20                             | 55                             |
| Manitoba .....             | 210   | 4    | 2    | 9    | 7    | 6    | 2    | 2    | —         | 11        | 27        | 35        | 18        | 6                              | 81                             |
| Saskatchewan .....         | 150   | 2    | 1    | 2    | 3    | 2    | 6    | 4    | —         | 9         | 39        | 44        | 30        | 6                              | 2                              |
| Alberta .....              | 141   | 1    | 2    | 4    | 9    | 2    | 3    | —    | 2         | 17        | 31        | 28        | 22        | 6                              | 14                             |
| British Columbia .....     | 303   | 7    | 5    | 3    | 9    | 5    | 6    | —    | 3         | 18        | 105       | 80        | 45        | 14                             | 3                              |

Tuberculous admission rates per 100,000 general population of specified origins by sex are shown in Table 33. Origins with a frequency of less than 10 of either sex were not included. Native Indians showed by far the highest rates of each sex and for total, Eskimos being second by a wide margin over the third-place Chinese. The lowest rate for males and for total was that of persons of German origin, while the Hebrew rate was lowest for females. The last-named was the lowest recorded rate, 42.5 per 100,000, of any origin and sex combination. Twenty-two of the twenty-eight origins listed showed higher rates for males than females. Four of the six origins which had a higher female ratio were among the top half-dozen origins, the others being French, in thirteenth position, and German, the lowest on the list. Only one origin, Lithuanian, had a female rate as much as double the male; at the other extreme, the male rate for Yugoslavic origin was four times the female.

Le taux des admissions de tuberculeux par 100,000 personnes de certaines origines est donné selon le sexe au tableau 33. Les origines où la fréquence est de moins de 10 pour l'un ou l'autre sexe ne sont pas comprises. Les Indiens aborigènes ont le taux de beaucoup le plus élevé tant pour chacun des deux sexes que pour l'ensemble. Les Esquimaux viennent ensuite avec une marge considérable sur le troisième groupe, celui des Chinois. Le taux le moins élevé chez les hommes et pour le total est celui des personnes d'origine allemande, et le moins élevé chez les femmes est celui des Hébreux. Ce dernier est le moins élevé des taux enregistrés (42,5 pour 100,000) pour toute combinaison origine-sexe. Les taux sont plus élevés chez les hommes que chez les femmes pour 22 des 28 origines énumérées. Quatre des six origines où ils sont plus élevés chez les femmes sont parmi la demi douzaine d'origines prédominantes, les autres étant l'origine française, en treizième place, et l'origine allemande, au bas de la liste. Une seule origine, la lituanienne, donne pour les femmes un taux double de celui des hommes; à l'autre extrême, le taux chez les hommes d'origine yougoslave est de quatre fois celui des femmes.

TABLE 33; Admission rates by origin, 1951  
(per 100,000 general population)  
TABLEAU 33. Proportion d'admissions par origine, 1951  
(par 100,000 personnes de la population en général)

| Origin<br>—<br>Origine   | Total  | Male<br>—<br>Hommes | Female<br>—<br>Femmes |
|--|--------|---------------------|-----------------------|
| All origins — Toutes origines .....  | 111.7  | 116.7               | 106.5                 |
| Native Indian — Indienne aborigène .....                                   | 1221.5 | 1154.5              | 1291.0                |
| Eskimo — Esquimaude .....  | 801.4  | 907.1               | 691.5                 |
| Chinese — Chinoise .....   | 402.6  | 475.3               | 247.8                 |
| Japanese — Japonaise .....   | 332.4  | 301.8               | 367.6                 |
| Greek — Grecque .....  | 307.9  | 295.5               | 325.1                 |
| Lithuanian — Lithuanienne .....  | 295.9  | 132.9               | 305.5                 |
| Yugoslavic — Yougoslave .....  | 261.6  | 400.9               | 100.1                 |
| Negro — Nègre .....  | 238.6  | 280.0               | 194.6                 |
| Austrian — Autrichienne .....  | 232.7  | 271.8               | 189.4                 |
| Finnish — Finlandaise .....  | 216.6  | 316.5               | 137.3                 |
| Icelandic — Islandaise .....   | 158.8  | 195.1               | 121.5                 |
| Romanian — Roumaine .....  | 152.5  | 168.4               | 134.8                 |
| French — Française .....   | 138.3  | 134.1               | 142.5                 |
| Hungarian — Hongroise .....  | 119.1  | 163.9               | 65.4                  |
| Norwegian — Norvégienne .....  | 104.0  | 117.0               | 88.8                  |
| Russian & Ukrainian — Russe et ukrainienne .....                           | 103.8  | 114.3               | 92.2                  |
| Polish — Polonaise .....   | 102.8  | 118.9               | 83.9                  |
| Swedish — Suédoise .....   | 100.2  | 101.5               | 98.7                  |
| Czech and Slovak — Tchèque et Slovaque .....                               | 93.8   | 98.1                | 88.4                  |
| Italian — Italienne .....  | 93.3   | 110.7               | 71.3                  |
| Irish — Irlandaise .....   | 87.5   | 100.0               | 74.9                  |
| Scottish — Écossaise .....   | 81.0   | 87.0                | 72.3                  |
| Welsh & Lesser British Isles — Galloise et petites îles britanniques ..... | 73.7   | 79.5                | 67.2                  |
| English — Anglaise .....   | 66.1   | 74.8                | 57.4                  |
| Danish — Danoise .....   | 58.6   | 61.2                | 55.1                  |
| Dutch & Belgian — Hollandaise et Belge .....                               | 51.4   | 51.6                | 51.3                  |
| Hebrew — Hébraïque .....   | 50.1   | 57.5                | 42.5                  |
| German — Allemande .....   | 43.1   | 37.3                | 49.1                  |

Actual frequencies of the various origins by province and sex are shown in Table 34. Persons of French origin accounted in 1951 for 38.2 per cent of all tuberculous admissions, a slight increase over the 37.9 per cent recorded in 1950; the number of French persons admitted increased from 5,833 in 1950 to 5,972 in 1951. English was the reported origin of 15.3 per cent in 1951 as against 15.7 per cent the previous year; the actual frequency for this origin declined very slightly to 1,498 in 1951 from 1,511 in 1950. Irish was the origin of 8.1 per cent of 1951 tuberculous admissions, a decline from the 1950 fraction of 8.7 per cent; the absolute number dropped from 1,336 in 1950 to 1,260 in 1951. Scots, numbering 1,318 in 1950 and 1,253 in 1951, accounted for 8.6 per cent during the former year and 8.0 per cent in the latter. All British Isles origins together, including the Welsh and the Lesser Isles origins, made up 31.8 per cent of all tuberculous admissions in 1951, compared with 33.3 per cent in 1950. Native Indians accounted for 12.2 per cent of the 1951 admissions, the previous year's percentage being 11.6.

Les fréquences réelles pour les diverses origines sont données, par province et par sexe, dans le tableau 34. Les personnes d'origine française composent, en 1951, 38.2 p. 100 de tous les tuberculeux admis, soit une légère augmentation sur le taux de 37.9 p. 100 en 1950 ou de 5,833 en 1950 à 5,972 en 1951. Les cas d'origine anglaise sont de 15.3 p. 100 en 1951 contre 15.7 p. 100 l'année précédente; la fréquence réelle pour cette origine diminue très peu à 1,498 en 1951 au regard de 1,511 en 1950. L'origine irlandaise compte 8.1 p. 100 des tuberculeux admis en 1951, diminution au regard de 8.7 p. 100 en 1950 ou de 1,336 en 1950 à 1,260 en 1951. Les personnes d'origine écossaise, au nombre de 1,318 en 1950 et de 1,253 en 1951, représentent 8.6 p. 100 pour la première année et 8.0 p. 100 pour la dernière. Les origines réunies de toutes les îles Britanniques, y compris l'origine galloise et celle des petites îles britanniques, forment 31.8 p. 100 de toutes les admissions de tuberculeux en 1951, au regard de 33.3 p. 100 en 1950. Les Indiens aborigènes comptent 12.2 p. 100 des admissions en 1951 et 11.6 p. 100 en 1950.



TABLE 34. Tuberculous admissions — origin and sex, 1951

TABLEAU 34. Tuberculeux admis — origine et sexe, 1951

| Origin — Origine  |    | Canada | New-found-land | Prince Edward Island | Nova Scotia | New Brunswick | Québec | Ontario | Manitoba | Saskatchewan | Alberta | British Columbia |
|---|----|--------|----------------|----------------------|-------------|---------------|--------|---------|----------|--------------|---------|------------------|
| Total .....   | T. | 15,648 | 294            | 166                  | 705         | 911           | 5,696  | 3,768   | 1,365    | 704          | 805     | 1,234            |
|   | M. | 8,276  | 148            | 76                   | 381         | 437           | 2,877  | 2,224   | 711      | 350          | 418     | 654              |
|   | F. | 7,372  | 146            | 90                   | 324         | 474           | 2,819  | 1,544   | 654      | 354          | 387     | 580              |
| English — Anglaise .....  | T. | 2,398  | 193            | 40                   | 190         | 226           | 306    | 901     | 138      | 83           | 98      | 223              |
|   | M. | 1,352  | 97             | 15                   | 91          | 112           | 198    | 524     | 76       | 43           | 63      | 133              |
|   | F. | 1,046  | 96             | 25                   | 99          | 114           | 108    | 377     | 62       | 40           | 35      | 90               |
| Irish — Irlandaise .....  | T. | 1,260  | 76             | 28                   | 84          | 104           | 141    | 556     | 70       | 62           | 46      | 93               |
|   | M. | 724    | 41             | 17                   | 43          | 56            | 82     | 335     | 24       | 34           | 27      | 55               |
|   | F. | 536    | 35             | 11                   | 41          | 48            | 59     | 221     | 36       | 28           | 19      | 38               |
| Scottish — Écossaise .....  | T. | 1,253  | 3              | 45                   | 225         | 63            | 97     | 433     | 107      | 65           | 72      | 143              |
|   | M. | 696    | 2              | 22                   | 129         | 30            | 63     | 264     | 59       | 26           | 29      | 72               |
|   | F. | 557    | 1              | 23                   | 96          | 33            | 34     | 169     | 48       | 39           | 43      | 71               |
| Welsh — Galloise .....  | T. | 67     | 1              | —                    | 5           | 1             | 2      | 23      | 7        | 3            | 8       | 17               |
|   | M. | 38     | —              | —                    | 2           | —             | 2      | 14      | 4        | 1            | 3       | 12               |
|   | F. | 29     | 1              | —                    | 3           | 1             | —      | 9       | 3        | 2            | 5       | 5                |
| Other British Isles — Autres îles britanniques.   | T. | 1      | —              | —                    | —           | —             | —      | —       | —        | —            | —       | 1                |
|   | M. | 1      | —              | —                    | —           | —             | —      | —       | —        | —            | —       | 1                |
|   | F. | —      | —              | —                    | —           | —             | —      | —       | —        | —            | —       | —                |
| Other British — Autres britanniques .....   | T. | 6      | —              | —                    | —           | —             | 2      | 4       | —        | —            | —       | —                |
|   | M. | 5      | —              | —                    | —           | —             | 2      | 3       | —        | —            | —       | —                |
|   | F. | 1      | —              | —                    | —           | —             | —      | 1       | —        | —            | —       | —                |
| French — Française .....  | T. | 5,972  | 7              | 40                   | 89          | 464           | 4,560  | 441     | 155      | 96           | 84      | 36               |
|   | M. | 2,897  | 5              | 15                   | 50          | 212           | 2,190  | 260     | 72       | 38           | 43      | 12               |
|   | F. | 3,075  | 2              | 25                   | 39          | 252           | 2,370  | 181     | 83       | 58           | 41      | 24               |
| Albanian — Albanaise .....  | T. | 2      | —              | —                    | —           | —             | 2      | —       | —        | —            | —       | —                |
|   | M. | 1      | —              | —                    | —           | —             | 1      | —       | —        | —            | —       | —                |
|   | F. | 1      | —              | —                    | —           | —             | 1      | —       | —        | —            | —       | —                |
| Austrian — Autrichienne .....   | T. | 75     | —              | —                    | —           | —             | 7      | 23      | 12       | 8            | 14      | 11               |
|   | M. | 46     | —              | —                    | —           | —             | 5      | 17      | 9        | 3            | 8       | 4                |
|   | F. | 29     | —              | —                    | —           | —             | 2      | 6       | 3        | 5            | 6       | 7                |
| Bulgarian — Bulgare .....   | T. | 4      | —              | —                    | 1           | —             | —      | 3       | —        | —            | —       | —                |
|   | M. | 3      | —              | —                    | 1           | —             | —      | 2       | —        | —            | —       | —                |
|   | F. | 1      | —              | —                    | —           | —             | —      | 1       | —        | —            | —       | —                |
| Czech and Slovak — Tchèque et Slovaque ..   | T. | 60     | —              | —                    | —           | —             | 7      | 27      | 8        | 10           | 4       | 4                |
|   | M. | 35     | —              | —                    | —           | —             | 5      | 15      | 3        | 8            | 4       | —                |
|   | F. | 25     | —              | —                    | —           | —             | 2      | 12      | 5        | 2            | —       | 4                |
| Danish — Danoise .....  | T. | 25     | —              | 2                    | 2           | —             | 1      | 4       | 8        | 2            | 2       | 4                |
|   | M. | 15     | —              | 2                    | 1           | —             | —      | 3       | 4        | 1            | 1       | 3                |
|   | F. | 10     | —              | —                    | 1           | —             | 1      | 1       | 4        | 1            | 1       | 1                |
| Doukbohor .....   | T. | 1      | —              | —                    | —           | —             | —      | —       | —        | —            | —       | 1                |
|   | M. | 1      | —              | —                    | —           | —             | —      | —       | —        | —            | —       | 1                |
|   | F. | —      | —              | —                    | —           | —             | —      | —       | —        | —            | —       | —                |
| Dutch, Flemish and Walloon (includes Belgian) — Hollandaise, flamande et wallonne (comprend belge). | T. | 154    | 1              | 1                    | 22          | 3             | 10     | 63      | 26       | 8            | 8       | 12               |
|   | M. | 79     | —              | 1                    | 12          | 1             | 6      | 37      | 9        | 1            | 6       | 6                |
|   | F. | 75     | 1              | —                    | 10          | 2             | 4      | 26      | 17       | 7            | 2       | 6                |
| Estonian — Estonienne .....   | T. | 12     | —              | —                    | —           | —             | —      | 10      | —        | —            | 1       | 1                |
|   | M. | 7      | —              | —                    | —           | —             | —      | 5       | —        | —            | 1       | 1                |
|   | F. | 5      | —              | —                    | —           | —             | —      | 5       | —        | —            | —       | —                |
| Finnish — Finoise .....   | T. | 93     | —              | —                    | —           | —             | 2      | 66      | 3        | 4            | 4       | 14               |
|   | M. | 68     | —              | —                    | —           | —             | 1      | 47      | 1        | 2            | 4       | 13               |
|   | F. | 25     | —              | —                    | —           | —             | 1      | 19      | 2        | 2            | —       | 1                |
| German — Allemande .....  | T. | 267    | —              | 1                    | 8           | 2             | 7      | 102     | 34       | 75           | 22      | 16               |
|   | M. | 118    | —              | 1                    | 5           | —             | 5      | 47      | 13       | 33           | 10      | 4                |
|   | F. | 149    | —              | —                    | 3           | 2             | 2      | 55      | 21       | 42           | 12      | 12               |
| Greek — Grecque .....   | T. | 43     | —              | —                    | 2           | —             | 8      | 28      | 1        | —            | —       | 4                |
|   | M. | 24     | —              | —                    | —           | —             | 6      | 15      | 1        | —            | —       | 2                |
|   | F. | 19     | —              | —                    | 2           | —             | 2      | 13      | —        | —            | —       | 2                |
| Hungarian — Hongroise .....   | T. | 72     | —              | —                    | —           | —             | 9      | 48      | 4        | 6            | 4       | 1                |
|   | M. | 54     | —              | —                    | —           | —             | 8      | 35      | 3        | 5            | 3       | —                |
|   | F. | 18     | —              | —                    | —           | —             | 1      | 13      | 1        | 1            | 1       | 1                |



TABLE 34. Tuberculous admissions - origin and sex, 1951 - Concluded

TABLEAU 34. Tuberculeux admis - origine et sex, 1951 - fin

| Origin - Origine                             |    | Canada | New-found-land | Prince Edward Island | Nova Scotia | New Brunswick | Québec | Ontario | Manitoba | Saskatchewan | Alberta | British Columbia |
|--|----|--------|----------------|----------------------|-------------|---------------|--------|---------|----------|--------------|---------|------------------|
| Icelandic - Islandaise                       | T. | 37     | -              | -                    | -           | -             | -      | 1       | 27       | 2            | 1       | 6                |
|  | M. | 23     | -              | -                    | -           | -             | -      | 1       | 17       | 1            | -       | 4                |
|  | F. | 14     | -              | -                    | -           | -             | -      | -       | 10       | 1            | 1       | 2                |
| Italian - Italienne                          | T. | 142    | -              | -                    | 5           | 1             | 55     | 68      | 2        | -            | 3       | 8                |
|  | M. | 94     | -              | -                    | 5           | -             | 34     | 49      | 1        | -            | 1       | 4                |
|  | F. | 48     | -              | -                    | -           | 1             | 21     | 19      | 1        | -            | 2       | 4                |
| Jugo Slavic - Yougoslave                     | T. | 56     | -              | -                    | -           | -             | -      | 38      | 2        | 1            | 2       | 13               |
|  | M. | 43     | -              | -                    | -           | -             | -      | 26      | 2        | -            | 2       | 13               |
|  | F. | 13     | -              | -                    | -           | -             | -      | 12      | -        | 1            | -       | -                |
| Latvian - Latvienne                          | T. | 11     | -              | -                    | -           | -             | -      | 9       | 2        | -            | -       | -                |
|  | M. | 7      | -              | -                    | -           | -             | -      | 7       | -        | -            | -       | -                |
|  | F. | 4      | -              | -                    | -           | -             | -      | 2       | 2        | -            | -       | -                |
| Lithuanian - Lithuanienne                    | T. | 48     | -              | -                    | -           | 1             | 18     | 23      | 4        | -            | 1       | 1                |
|  | M. | 26     | -              | -                    | -           | 1             | 8      | 14      | 1        | -            | 1       | 1                |
|  | F. | 22     | -              | -                    | -           | -             | 10     | 9       | 3        | -            | -       | -                |
| Mennonite                                    | T. | 2      | -              | -                    | -           | -             | 2      | -       | -        | -            | -       | -                |
|  | F. | 2      | -              | -                    | -           | -             | 2      | -       | -        | -            | -       | -                |
| Norwegian - Norvégienne                      | T. | 124    | -              | -                    | -           | 2             | 3      | 10      | 12       | 39           | 23      | 35               |
|  | M. | 75     | -              | -                    | -           | 2             | 3      | 8       | 7        | 22           | 14      | 21               |
|  | F. | 49     | -              | -                    | -           | -             | -      | 4       | 5        | 17           | 9       | 14               |
| Polish - Polonaise                           | T. | 226    | -              | -                    | 5           | 1             | 17     | 103     | 41       | 25           | 22      | 12               |
|  | M. | 141    | -              | -                    | 3           | -             | 10     | 68      | 28       | 15           | 11      | 6                |
|  | F. | 85     | -              | -                    | 2           | 1             | 7      | 35      | 13       | 10           | 11      | 8                |
| Roumanian - Roumaine                         | T. | 36     | -              | -                    | 1           | 1             | 10     | 18      | -        | 3            | 3       | -                |
|  | M. | 21     | -              | -                    | 1           | 1             | 8      | 7       | -        | 2            | 2       | -                |
|  | F. | 15     | -              | -                    | -           | -             | 2      | 11      | -        | 1            | 1       | -                |
| Russian and Ukrainian - Russe et Ukrainienne | T. | 505    | -              | -                    | 3           | -             | 52     | 135     | 150      | 70           | 57      | 38               |
|  | M. | 293    | -              | -                    | 1           | -             | 34     | 78      | 90       | 45           | 28      | 19               |
|  | F. | 212    | -              | -                    | 2           | -             | 18     | 59      | 60       | 25           | 29      | 19               |
| Spanish - Espagnole                          | T. | 12     | -              | -                    | -           | -             | 2      | 8       | 1        | -            | -       | 1                |
|  | M. | 6      | -              | -                    | -           | -             | 1      | 4       | 1        | -            | -       | -                |
|  | F. | 6      | -              | -                    | -           | -             | 1      | 4       | -        | -            | -       | 1                |
| Swedish - Suédoise                           | T. | 96     | -              | -                    | -           | -             | 1      | 19      | 23       | 9            | 15      | 31               |
|  | M. | 54     | -              | -                    | -           | -             | 1      | 11      | 10       | 4            | 8       | 20               |
|  | F. | 44     | -              | -                    | -           | -             | -      | 8       | 13       | 5            | 7       | 11               |
| Chinese - Chinoise                           | T. | 139    | -              | -                    | 5           | 2             | 13     | 58      | 7        | 6            | 6       | 44               |
|  | M. | 122    | -              | -                    | 3           | 2             | 13     | 53      | 4        | 6            | 5       | 36               |
|  | F. | 17     | -              | -                    | 2           | -             | -      | 3       | 3        | -            | 1       | 8                |
| Hebrew - Hébraïque                           | T. | 91     | -              | -                    | 1           | -             | 44     | 33      | 10       | 1            | 1       | 1                |
|  | M. | 53     | -              | -                    | 1           | -             | 24     | 20      | 6        | 1            | -       | 1                |
|  | F. | 38     | -              | -                    | -           | -             | 20     | 13      | 4        | -            | 1       | -                |
| East Indian - Hindoue                        | T. | 6      | -              | -                    | -           | -             | 2      | 1       | -        | -            | -       | 3                |
|  | M. | 6      | -              | -                    | -           | -             | 2      | 1       | -        | -            | -       | 3                |
| Japanese - Japonaise                         | T. | 72     | -              | -                    | -           | -             | 10     | 27      | -        | 2            | 7       | 26               |
|  | M. | 35     | -              | -                    | -           | -             | 7      | 15      | -        | 2            | 3       | 8                |
|  | F. | 37     | -              | -                    | -           | -             | 3      | 12      | -        | -            | 4       | 18               |
| Syrian - Syrienne                            | T. | 6      | -              | -                    | -           | -             | 3      | 2       | 1        | -            | -       | -                |
|  | M. | 3      | -              | -                    | -           | -             | 2      | -       | 1        | -            | -       | -                |
|  | F. | 3      | -              | -                    | -           | -             | 1      | 2       | -        | -            | -       | -                |
| Other Asiatic - Autres asiatiques            | T. | 1      | -              | -                    | -           | -             | -      | -       | -        | -            | -       | 1                |
|  | F. | 1      | -              | -                    | -           | -             | -      | -       | -        | -            | -       | 1                |
| Negro - Nègre                                | T. | 43     | -              | -                    | 12          | 1             | 14     | 15      | -        | 1            | -       | -                |
|  | M. | 26     | -              | -                    | 8           | -             | 8      | 10      | -        | -            | -       | -                |
|  | F. | 17     | -              | -                    | 4           | 1             | 6      | 5       | -        | 1            | -       | -                |
| Eskimo - Esquimaude                          | T. | 78     | -              | -                    | -           | -             | 49     | 5       | 6        | -            | 18      | -                |
|  | M. | 45     | -              | -                    | -           | -             | 28     | 3       | 3        | -            | 11      | -                |
|  | F. | 33     | -              | -                    | -           | -             | 21     | 2       | 3        | -            | 7       | -                |
| Native Indian - Indienne aborigène           | T. | 1,904  | -              | 4                    | 33          | 21            | 191    | 420     | 494      | 123          | 233     | 385              |
|  | M. | 916    | -              | 2                    | 17          | 6             | 93     | 205     | 248      | 57           | 111     | 177              |
|  | F. | 988    | -              | 2                    | 16          | 15            | 98     | 215     | 246      | 66           | 122     | 208              |
| Not stated - Non déclaré                     | T. | 245    | 13             | 5                    | 11          | 16            | 49     | 45      | 10       | -            | 46      | 48               |
|  | M. | 122    | 3              | 1                    | 7           | 14            | 27     | 25      | 4        | -            | 19      | 22               |
|  | F. | 123    | 10             | 4                    | 4           | 4             | 22     | 20      | 6        | -            | 27      | 26               |

Occupations, for statistical purposes, are classified according to a detailed list containing several hundred items. These items in turn are grouped into 17 major subdivisions, of which 15 represent the labour force, one covers the persons not in the labour force, and one includes persons of unstated occupation. The classification parallels that used by the Bureau in its quarterly Labour Force Surveys and in the Ninth Decennial Census. The occupation of admissions to tuberculosis institutions is reported as "the kind of work in which the patient was chiefly engaged prior to his admission".

Considerable contrast will be observed when tuberculous admission rates for persons in various occupations are compared. Figure 4 illustrates the rates for major occupational groupings, and Table 35 shows the rates for certain selected individual occupations. The selection in Table 35 includes those occupations which were reported for ten or more tuberculous admissions. The classification employed is that of the Ninth Census of Canada, but because of the nature of the information reported, certain occupations cannot be given meaningful rates. These occupations were as follows: (1) Hunters and Trappers. Hunting and trapping are the occupations of many native Indians, and are so reported on the tuberculosis admission cards. However, the census population does not list the occupations of Indians on reservations. Consequently, since the rate for native Indians is the highest of any origin, and since it is known that a large proportion of the "hunters and trappers" were Indians, the rate computed by comparing "hunters and trappers" among tuberculous admissions to those counted in the Ninth Decennial Census is relatively meaningless and is not included in Table 35 (the rate so computed is 247.0). (2) Mining labourers. This group was excluded because apparently most of them were reported simply as "miners". (3) Unemployed. The Census included unemployed persons seeking work under the category of their last previous occupation, whereas this group was listed simply as "unemployed" for tuberculous admissions. (4) Students. The census included here only persons aged 14 and over, whereas all students regardless of age were so listed among tuberculous admissions. (5) 13 years and under. The census included here all persons aged 13 and under whereas tuberculous admissions were included here only if they were not described as "student". With these exceptions, the listing in Table 35 is complete for all occupations, of which the frequency among tuberculous admissions was 10 or greater. Actual frequencies are shown in Table 36.

The series of three tables which follows, numbered 37, 38 and 39, presents the diagnosis of admissions according to the International Statistical Classification. Table 37 refers to tuberculosis of the respiratory system, which accounts for 14,572 or 86.1 per cent of the total of 16,912 such admissions. Table 38 shows admissions diagnosed as tuberculosis, other forms, and covers another 1,076 or 6.4 per cent. Finally, Table 39 shows admissions either non-tuberculous or undiagnosed, and includes the remaining 7.5 per cent, amounting to 1,264 admissions.

Four important points regarding the interpretation of these tables must be observed. First, the discrepancy between the 17,938 total admissions shown in Table 15 and the 16,912 mentioned in the above paragraph is accounted for by the 992 reviews and 34 births in institutions, for which diagnosis was not tabulated. Second, Tables 37 and 38 include the complete details of those portions of the International Statistical Classification to which they refer, whereas Table 39 is based on the "Intermediate list of 150 causes for tabulation of morbidity and mortality" shown on pages 355-359 of Volume I of the International Statistical Classification. Third, whereas all diagnostic groups are included in Tables 37 and 38, groups with zero frequencies have been omitted from Table 39. Fourth, accidents, poisonings and violence have been tabulated according to the "E" code based on external cause, rather than the "N" code which is based on the nature of the injury, as contained in the International Statistical Classification.

Les professions sont classées, aux fins de la statistique, d'après une liste détaillée comprenant plusieurs centaines de désignations, à leur tour groupées en dix-sept grandes subdivisions dont quinze représentent la main-d'oeuvre; une, les personnes en dehors de la main-d'oeuvre; et une, les personnes dont la profession n'est pas déclarée. Le classement est parallèle à celui que le Bureau emploie aux relevés trimestriels de la main-d'oeuvre et qu'il a employé lors du neuvième recensement décennal. Les professions des tuberculeux admis dans les institutions sont indiquées comme le "genre de travail auquel le malade s'adonnait principalement avant son admission".

On observera des contrastes marqués en composant les taux d'admissions de tuberculeux suivant les diverses professions. Le graphique 4 indique les taux pour les principaux groupements et le tableau 35, pour certaines professions. Le choix des professions du tableau 35 ne comprend que les professions déclarées par dix tuberculeux admis ou plus. Le classement employé est celui du neuvième recensement du Canada mais, à cause de la nature des renseignements donnés, certaines professions ne peuvent être représentées par des taux significatifs; ce sont les professions suivantes: 1° Chasseurs et trappeurs. La chasse et le trappage sont les occupations d'un bon nombre d'Indiens et sont ainsi désignés sur la fiche d'admission des tuberculeux. Toutefois, le recensement de la population ne consigne pas les occupations des Indiens des réserves. Il s'en suit que, le taux des Indiens est le plus élevé pour toute origine et qu'une grande proportion de "chasseurs et trappeurs" sont des Indiens, le taux calculé par comparaison entre "chasseurs et trappeurs" tuberculeux admis et ceux qui ont été dénombrés lors du neuvième recensement offre peu de signification et par conséquent, n'est pas inclus dans le tableau 35 (le taux ainsi calculé est 247.0). 2° Ouvriers des mines. Ce groupe a été exclu parce que, selon toute apparence, la plupart d'entre eux sont simplement déclarés "mineurs". 3° Chômeurs. Au recensement, les personnes sans travail et en quête d'un emploi ont été inscrites dans la classe de leur précédente occupation, alors que dans le cas des tuberculeux admis, elles sont simplement désignées "chômeurs". 4° Étudiants. Le recensement ne comprend ici que les personnes âgées de 14 ans et plus, tandis que tous les étudiants, quel que soit leur âge, sont ainsi désignés chez les tuberculeux admis. 5° 13 ans et moins. Le recensement comprend ici toutes les personnes âgées de 13 ans et moins, alors que les tuberculeux admis ne sont compris dans ce groupe que s'ils ne sont pas déclarés "étudiants". Hors ces exceptions, la liste du tableau 35 est complète et comprend toutes les professions où la fréquence d'admission est de 10 ou plus. Les fréquences réelles sont données dans le tableau 36.

La série des trois tableaux qui suivent, numérotés 37, 38 et 39, donne le diagnostic des admissions d'après le classement statistique international. Le tableau 37 a trait à la tuberculose du système respiratoire, qui répond de 14,572 ou 86.1 p. 100 du total de 16,912 des admissions. Le tableau 38 montre les admissions diagnostiquées autres formes de tuberculose et en comprend encore 1,076 ou 6.4 p. 100. Enfin, le tableau 39 montre les admissions, ou non tuberculeuses ou non diagnostiquées, et comprend ce qui reste, soit 7.5 p. 100 ou 1,264 admissions.

Dans l'interprétation de ces tableaux, il faut tenir compte de quatre détails importants. Premièrement, l'écart entre le total de 17,938 admissions du tableau 15 et de 16,912 mentionné dans le paragraphe précédent s'explique par les 992 cas revus et les 34 naissances dans les institutions, et dont le diagnostic n'entre pas dans les tableaux; deuxièmement, les tableaux 37 et 38 comprennent tous les détails relatifs aux parties du Classement statistique international auxquelles ils s'appliquent, alors que le tableau 39 repose sur la Nomenclature intermédiaire des 150 rubriques employée dans le calcul des causes de morbidité et de mortalité et qui se trouve aux pages 361-366 du volume I du Classement statistique international; troisièmement, alors que tous les groupes de diagnostics sont inclus dans les tableaux 37 et 38, les groupes dont la fréquence est zéro ont été éliminés du tableau 39; quatrièmement, les accidents, empoisonnements et traumatismes ont été classés conformément au code "E", basé sur la cause exogène, plutôt que d'après le code "N", qui décrit la nature de la blessure conformément au Classement statistique international.

**ADMISSIONS: RATES BY OCCUPATIONAL GROUP, 1951**  
 (PER 100,000 POPULATION IN SPECIFIED OCCUPATIONAL GROUPS)

**ADMISSIONS: TAUX PAR GROUPES D'OCCUPATIONS, 1951**  
 (PAR 100,000 PERSONNES DE CERTAINS GROUPES D'OCCUPATIONS)

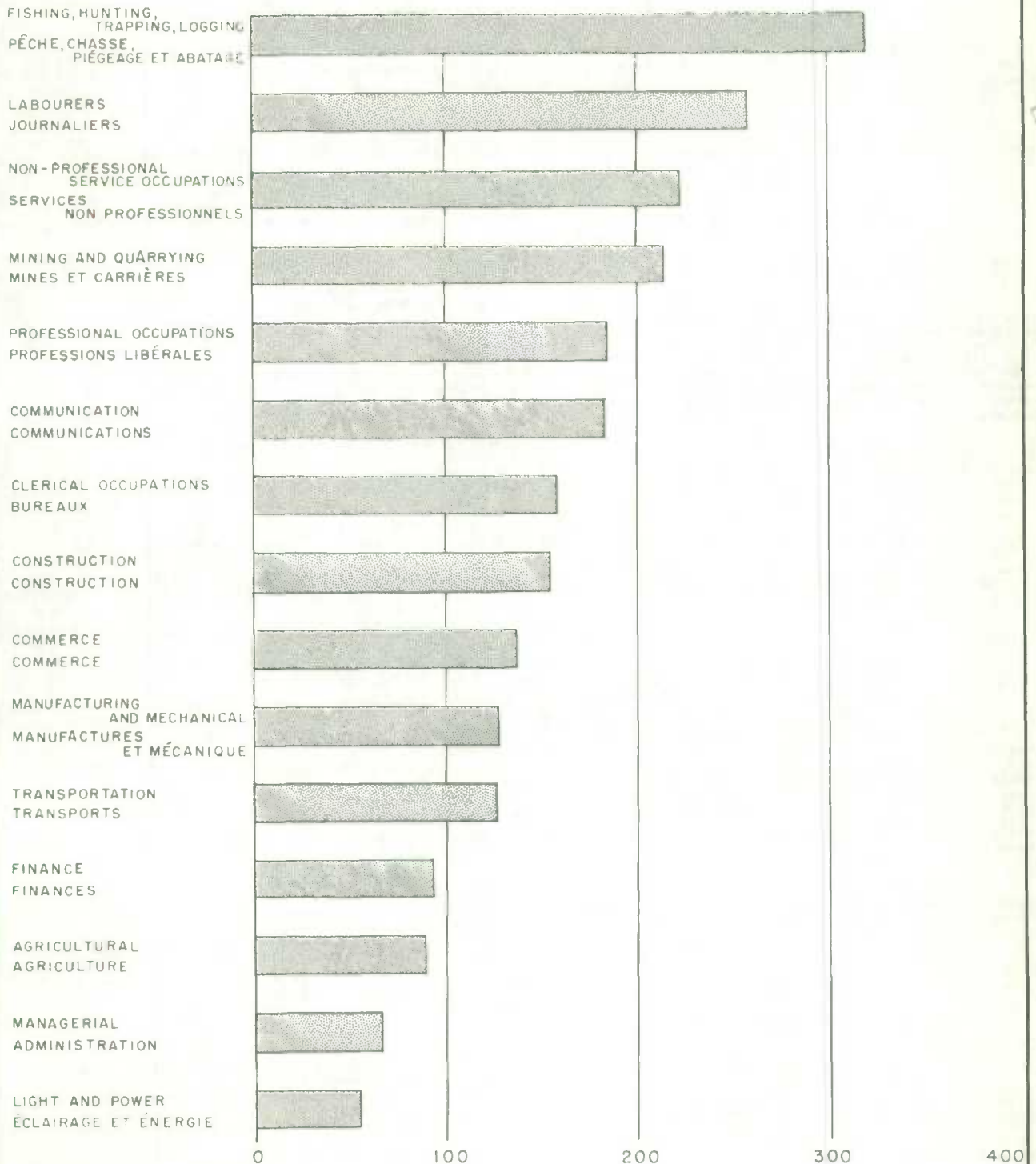




TABLE 35. Tuberculous admission rates, selected occupations  
 TABLEAU 35. Proportions de tuberculeux admis, professions choisies

| Occupation<br>—<br>Groupe de professions   | Rate per<br>10,000<br>population<br>—<br>Taux par<br>10,000 de la<br>population | Occupation<br>—<br>Groupe de professions  | Rate per<br>10,000<br>population<br>—<br>Taux par<br>10,000 de la<br>population |
|--|---|---|---|
| Seamen, sailors & deckhands — Matelots, marins et hommes de pont.  | 79.4  | Longshoremen & stevedores — Débardeurs et arrimeurs   | 16.9  |
| Practical nurses — Gardes-malades  | 60.5  | Bakers — Boulangers   | 16.5  |
| Nuns & brothers (exclues priests, nurses & teachers) — Religieuses et religieuses (à l'exclusion des prêtres, infirmières et instituteurs).  | 56.6  | Railway brakemen — Serre-freins-chemins de fer  | 16.5  |
| Advertising agents — Agents de publicité   | 56.3  | Clergymen and priests — Ministres du culte  | 16.2  |
| Dressmakers & seamstresses — Couturières et couseuses  | 56.2  | Millwrights in metal manufacturing — Constructeurs de moulins-métaux.   | 16.1  |
| Radio operators — Radiotéléphonistes   | 43.3  | Cabinet and furniture makers — Ébénistes et fabricants de meubles.  | 15.7  |
| Teachers and instructors (exclues music teachers and school teachers) — Instituteurs et chargés de cours (à l'exclusion des maîtres de musique et des instituteurs scolaires).     | 39.4  | Mechanical engineers — Ingénieurs mécaniciens   | 15.6  |
| Photographers — Photographes   | 36.1  | Postmen and mail carriers — Facteurs et postillons  | 15.5  |
| Nurses-in-training — Élèves-infirmières  | 35.8  | Guards, watchmen & caretakers — Gardes et gardiens  | 15.2  |
| Canvassers, demonstrators and solicitors — Démarcheurs, démonstrateurs et solliciteurs.  | 35.4  | Foremen in construction — Contremaîtres de la construction  | 15.1  |
| Miners — Mineurs   | 33.5  | Commercial travellers — Commis voyageurs  | 14.9  |
| Fishermen — Pêcheurs   | 33.2  | Carpenters — Charpentiers   | 14.7  |
| Cooks — Cuisiniers   | 32.4  | Sales clerks — Vendeurs   | 14.6  |
| Forest rangers — Gardes forestiers   | 31.8  | Office appliance operators — Mécanographes  | 14.5  |
| Domestic servants (exclues cooks, waiters, waitresses, housekeepers and stewards) — Domestiques (à l'exclusion des cuisiniers, garçons et filles de table, ménagères et stewards). | 31.4  | Sheetmetal workers and tinsmiths — Tôliers et ferblantiers  | 14.5  |
| Tailors & tailoresses — Tailleurs et tailleuses-couturières  | 30.5  | Stenographers & typists — Sténographes et dactylographes  | 14.4  |
| Commercial artists — Artistes commerciaux  | 29.1  | Mechanics, machinery — Mécaniciens  | 13.7  |
| Chauffeurs & taxi drivers — Chauffeurs et conducteurs de taxis   | 28.6  | Janitors and sextons — Concierges et bedeaux  | 13.6  |
| Jewellers & watchmakers — Bijoutiers et horlogers  | 27.9  | Linemen and servicemen — Monteurs et réparateurs de lignes  | 12.8  |
| Accountants & auditors — Comptables et vérificateurs   | 26.9  | Toolmakers, diemakers & setters — Outilleurs, matriceurs et monteuses.  | 12.7  |
| Pressmen & plate printers — Pressiers et imprimeurs en taille douce.   | 26.8  | Plumbers and pipe-fitters — Plombiers et tuyauteurs   | 12.5  |
| Waiters & waitresses — Garçons et filles de table  | 26.7  | Draughtsmen and designers — Dessinateurs et traceurs  | 12.3  |
| Housekeepers, matrons and stewards — Ménagères, surveillantes et stewards.   | 26.2  | Bus drivers — Conducteurs d'autobus   | 12.2  |
| Labourers — Manœuvres  | 25.9  | Shoemakers & repairers, factory — Cordonniers-fabrique  | 11.8  |
| Shoemakers & shoe repairers (not in factory) — Cordonniers, hors fabrique.   | 25.6  | Government service managers — Administrateurs-service gouvernemental.   | 11.5  |
| Graduate nurses — Infirmières diplômées  | 25.0  | Homemakers — Maitresses de maison   | 11.5  |
| Musicians & music teachers — Musiciens et professeurs de musique.  | 24.9  | Bookkeepers and cashiers — Teneurs de livres et caissiers   | 11.3  |
| Textile weavers — Tisseurs-textiles  | 24.4  | Machine operators, metal — Conducteurs de machines-métaux   | 11.1  |
| Laboratory technicians — Techniciens de laboratoire  | 23.8  | Truckdrivers — Conducteurs de camions   | 11.0  |
| Authors, editors and journalists — Auteurs, rédacteurs et journalistes.  | 23.6  | Welders and flame cutters — Soudeurs et découpeurs à la flamme.   | 10.6  |
| Construction, electricians and wiremen — Électriciens et filistes de la construction.  | 23.1  | Farmers and stock raisers — Cultivateurs et éleveurs  | 10.4  |
| Professors and college principals — Professeurs et principaux de collèges.   | 22.1  | School teachers — Instituteurs  | 10.2  |
| Lumbermen (including labourers in logging) — Bûcherons (y compris manœuvres de l'abatage).   | 21.6  | Brick and stone masons — Maçons, brique et pierre   | 10.1  |
| Telegraph operators — Télégraphistes   | 21.1  | Metal gaugers and inspectors — Calibreurs et inspecteurs-métaux.  | 10.1  |
| Furriers — Fourreurs   | 20.8  | Policemen and detectives — Agents de police et détectives   | 10.0  |
| Radio repairmen — Réparateurs de radio   | 20.8  | Assemblers of electrical equipment — Monteurs-outillage électrique.   | 9.8   |
| Quarriers and drillers in rock and in oil wells — Carriers et foreurs, roc et puits de pétrole.  | 20.6  | Fitters and assemblers, n.e.s. — Ajusteurs et monteurs, n.s.a.-métaux.  | 9.7   |
| Barbers, hairdressers and manicurists — Barbiers, coiffeurs et manucures.  | 20.1  | Automobile mechanics — Mécaniciens-automobiles  | 9.6   |
| Machinists — Machinistes   | 19.5  | Proprietors and managers in construction — Propriétaires et administrateurs de la construction.   | 9.6   |
| Physicians and surgeons — Médecins et chirurgiens  | 19.5  | Shipping and receiving clerks — Commis expéditionnaires et réceptionnaires.   | 9.6   |
| Office clerks — Commis de bureau   | 19.1  | Packers, wrappers, in trade — Empaqueurs et emballleurs-commerce.   | 8.8   |
| Electrical engineers — Ingénieurs électriciens   | 18.9  | Proprietors and managers in personal service — Propriétaires et administrateurs-service personnel.  | 8.6   |
| Metal moulders — Mouleurs-métaux   | 18.9  | Proprietors and managers in transportation, storage and communication — Propriétaires et administrateurs-transports, entreposage et communications. | 8.4   |
| Telephone operators — Téléphonistes  | 18.9  | Sewers and sewing machine operators — Couseurs et conducteurs de couseuse.  | 8.3   |
| Charworkers and cleaners — Hommes et femmes de peine   | 18.3  | Insurance agents — Agents d'assurance   | 8.0   |
| Plasters and lathers — Plâtriers et latteurs   | 18.3  | Teamsters and draymen — Charretiers   | 7.8   |
| Butchers and meat cutters — Bouchers et coupeurs de viande   | 17.9  | Proprietors and managers in retail trade — Propriétaires et administrateurs-commerce de détail.   | 7.6   |
| Blacksmiths, hammermen and forgemen — Forgerons, marteleurs et forgeurs  | 17.7  | Sectionmen and trackmen, railway — Cantonniers-chemins de fer.  | 6.9   |
| Electric streetcar operators — Wattmen de tramways électriques.  | 17.7  | Stationary engineers — Mécaniciens de machines fixes  | 6.3   |
| Painters, decorators and glaziers — Peintres, décorateurs et vitriers.   | 17.0  | Farm labourers — Ouvriers agricoles   | 6.0   |
|  |   | Retired — Retraités   | 5.7   |
|  |   | Armed forces, not officers — Forces armées-soldats  | 5.4   |
|  |   | Proprietors and managers in manufacturing — Propriétaires et administrateurs-fabrication.   | 4.3   |



TABLE 36. Tuberculous admissions — occupation previous to admission, 1951  
TABLEAU 36. Tuberculeux admis — occupation antérieure à l'admission, 1951

| Occupation                                      | Canada        | New-found-land | Prince Edward Island | Nova Scotia | New Brunsw-ick | Québec       | Ontario      | Mani-toba    | Saskat-chewan | Alberta    | British Co-lumbia | Occupation  |
|---|---------------|----------------|----------------------|-------------|----------------|--------------|--------------|--------------|---------------|------------|-------------------|---|
| <b>Total</b> .....                              | <b>15 648</b> | <b>294</b>     | <b>166</b>           | <b>705</b>  | <b>911</b>     | <b>5 696</b> | <b>3 768</b> | <b>1 365</b> | <b>704</b>    | <b>805</b> | <b>1 234</b>      | <b>Total</b>                                      |
| <b>Managerial Occupations</b> .....             | <b>268</b>    | <b>9</b>       | <b>2</b>             | <b>9</b>    | <b>21</b>      | <b>104</b>   | <b>68</b>    | <b>12</b>    | <b>21</b>     | <b>10</b>  | <b>12</b>         | <b>Administration</b>                             |
| Forestry; logging .....                         | 3             | —              | —                    | 1           | 1              | 1            | —            | —            | —             | —          | —                 | Foresterie; abattage                              |
| Mining; quarrying .....                         | 1             | —              | —                    | —           | —              | —            | 1            | —            | —             | —          | —                 | Mines; carrières                                  |
| Manufacturing .....                             | 28            | —              | —                    | —           | —              | 11           | 8            | 1            | 6             | 2          | —                 | Fabrication                                       |
| Construction .....                              | 15            | —              | —                    | —           | 2              | 4            | 5            | —            | —             | 2          | 2                 | Construction                                      |
| Transportation; storage; com-munication         | 19            | 2              | 1                    | 1           | 2              | 4            | 6            | 1            | —             | 1          | 16                | Transports; entreposage et com-munications        |
| Public utility operation (n.e.s.)               | —             | —              | —                    | —           | —              | —            | —            | —            | —             | —          | —                 | Services d'utilité publique (n.s.a.)              |
| Retail trade .....                              | 110           | 4              | —                    | 6           | 10             | 48           | 23           | 9            | 7             | —          | 3                 | Commerce de détail                                |
| Wholesale trade .....                           | 5             | —              | —                    | —           | —              | 2            | 1            | —            | 1             | 1          | —                 | Commerce de gros                                  |
| Finance and insurance .....                     | 3             | —              | —                    | —           | —              | 1            | 1            | —            | 1             | —          | —                 | Finance, assurance                                |
| Community or public service ...                 | 3             | —              | —                    | —           | —              | 2            | —            | —            | 1             | —          | —                 | Service social ou public                          |
| Government service .....                        | 28            | 1              | 1                    | —           | 4              | 9            | 6            | —            | 3             | 3          | 1                 | Service gouvernemental                            |
| Recreation .....                                | 8             | 1              | —                    | —           | 1              | 1            | 5            | —            | —             | —          | —                 | Amusements  |
| Business service .....                          | 8             | —              | —                    | —           | —              | 3            | 3            | —            | 1             | 1          | —                 | Service commercial                                |
| Personal service (n.e.s.) .....                 | 35            | —              | —                    | 1           | 1              | 18           | 8            | 1            | 1             | —          | 5                 | Service personnel (n.s.a.)                        |
| Unspecified .....                               | 2             | 1              | —                    | —           | —              | —            | 1            | —            | —             | —          | —                 | Non spécifié                                      |
| <b>Professional Occupations</b> .....           | <b>696</b>    | <b>19</b>      | <b>5</b>             | <b>25</b>   | <b>49</b>      | <b>309</b>   | <b>152</b>   | <b>46</b>    | <b>18</b>     | <b>23</b>  | <b>50</b>         | <b>Occupations professionnelles</b>               |
| Accountants and auditors .....                  | 92            | 3              | —                    | 5           | 2              | 40           | 27           | 6            | 1             | 4          | 4                 | Comptables et vérificateurs                       |
| Agricultural professionals (n.e.s.)             | 6             | —              | —                    | —           | —              | 5            | 1            | —            | —             | —          | —                 | Spécialistes en agriculture (n.s.a.)              |
| Architects .....                                | 1             | —              | —                    | —           | —              | —            | —            | —            | —             | —          | 1                 | Architectes                                       |
| Artists (except commercial) ...                 | 8             | —              | —                    | —           | 1              | 7            | —            | —            | —             | —          | —                 | Artistes (excepté commerciaux)                    |
| Artists, commercial .....                       | 11            | —              | —                    | —           | —              | 5            | 4            | 1            | —             | 1          | —                 | Artistes, commerciaux                             |
| Authors, editors, journalists ...               | 17            | —              | —                    | —           | —              | 8            | 2            | —            | 1             | 2          | 4                 | Auteurs, rédacteurs et journalistes               |
| Chemists and metallurgists .....                | 8             | —              | 2                    | —           | —              | 2            | —            | 3            | —             | —          | 1                 | Chimistes et métallurgistes                       |
| Dietitians .....                                | 1             | —              | —                    | 1           | —              | —            | —            | —            | —             | —          | —                 | Diététiciens                                      |
| Clergymen and priests .....                     | 26            | 1              | —                    | 1           | 1              | 13           | 6            | 4            | —             | —          | —                 | Ministres du culte                                |
| Dentists .....                                  | 2             | —              | —                    | —           | —              | 2            | —            | —            | —             | —          | —                 | Dentistes   |
| Draftsmen and designers .....                   | 16            | —              | —                    | —           | —              | 11           | 3            | —            | —             | 1          | 1                 | Dessinateurs et traceurs                          |
| Engineers, chemical .....                       | —             | —              | —                    | —           | —              | —            | —            | —            | —             | —          | —                 | Ingénieurs chimistes                              |
| Engineers, civil .....                          | 8             | —              | —                    | 1           | —              | 4            | 3            | —            | —             | —          | —                 | Ingénieurs civils                                 |
| Surveyors .....                                 | 9             | 1              | —                    | —           | 3              | 2            | 3            | —            | —             | —          | —                 | Arpenteurs  |
| Engineers, electrical .....                     | 12            | —              | —                    | —           | 1              | 5            | 3            | 1            | —             | —          | 2                 | Ingénieurs électriques                            |
| Engineers, mechanical .....                     | 13            | 2              | —                    | 2           | —              | 3            | 4            | —            | —             | —          | 2                 | Ingénieurs mécaniciens                            |
| Engineers, mining .....                         | 1             | —              | —                    | —           | —              | —            | 1            | —            | —             | —          | —                 | Ingénieurs des mines                              |
| Laboratory technicians and as-sistants (n.e.s.) | 34            | 1              | —                    | —           | 6              | 9            | 11           | 1            | 2             | —          | 4                 | Techniciens de laboratoire (n.s.a.)               |
| Lawyers and notaries .....                      | 8             | —              | —                    | —           | —              | 5            | 1            | 1            | —             | —          | 1                 | Avocats et notaires                               |
| Librarians .....                                | 5             | —              | —                    | 1           | —              | 2            | —            | 2            | —             | —          | —                 | Bibliothécaires                                   |
| Musicians and music teachers                    | 20            | 1              | 1                    | 2           | —              | 10           | 4            | —            | —             | 2          | —                 | Musiciens et professeurs de musi-que              |
| Nuns and brothers (n.e.s.) .....                | 68            | —              | —                    | 2           | 8              | 49           | —            | 6            | 2             | 1          | —                 | Religieuses et religieux (n.s.a.)                 |
| Nurses — graduate .....                         | 88            | —              | —                    | 1           | 4              | 28           | 30           | 3            | 2             | 5          | 15                | Infirmières et infirmiers diplômés                |
| Nurses-in-training .....                        | 56            | 2              | —                    | 3           | 10             | 11           | 15           | 8            | 1             | 2          | 4                 | Élèves-infirmières et élèves-infir-miers          |
| Physicians and surgeons .....                   | 28            | 4              | —                    | —           | 1              | 10           | 8            | 2            | 1             | —          | 2                 | Médecins et chirurgiens                           |
| Professors and college princ-ipsals             | 12            | —              | —                    | —           | —              | 12           | —            | —            | —             | —          | —                 | Professeurs et principaux de col-lèges            |
| Religious workers (n.e.s.) .....                | 5             | —              | —                    | 2           | —              | 2            | —            | —            | —             | 1          | —                 | Zélateurs d'oeuvre religieuse (n.s.a.)            |
| Photographers .....                             | 13            | —              | —                    | —           | —              | 6            | 5            | 1            | —             | 1          | —                 | Photographes                                      |
| Social welfare workers (n.e.s.)                 | 4             | —              | —                    | 1           | —              | 2            | 1            | —            | —             | —          | —                 | Assistants sociaux (n.s.a.)                       |
| Teachers — school .....                         | 105           | 3              | 2                    | 1           | 10             | 49           | 16           | 7            | 7             | 2          | 8                 | Instituteurs — écoles                             |
| Teachers and instructors (n.e.s.)               | 10            | 1              | —                    | 2           | 1              | 4            | —            | —            | —             | 1          | 1                 | Instituteurs et instructeurs (n.s.a.)             |
| Other professional occupations <sup>1</sup>     | 9             | —              | —                    | —           | 1              | 3            | 4            | —            | 1             | —          | —                 | Autres occupations professionnel-les <sup>1</sup> |
| <b>Clerical Occupations</b> .....               | <b>891</b>    | <b>23</b>      | <b>11</b>            | <b>53</b>   | <b>50</b>      | <b>335</b>   | <b>265</b>   | <b>51</b>    | <b>18</b>     | <b>23</b>  | <b>62</b>         | <b>Bureaux</b>                                    |
| Bookkeepers and cashiers .....                  | 100           | 4              | 2                    | 8           | 8              | 26           | 31           | —            | 5             | 4          | 12                | Teneurs de livres et caissiers                    |
| Attendants, doctor's and den-tist's office      | —             | —              | —                    | —           | —              | —            | —            | —            | —             | —          | —                 | Assistants médicaux et dentaires                  |
| Office appliance operators .....                | 16            | —              | —                    | 1           | 1              | 7            | 4            | 1            | —             | 1          | 1                 | Mécanographes                                     |
| Office clerks <sup>2</sup> .....                | 528           | 10             | 8                    | 29          | 31             | 206          | 163          | 29           | 6             | 13         | 33                | Commis de bureau <sup>2</sup>                     |
| Shipping and receiving clerks                   | 47            | —              | —                    | 3           | 1              | 19           | 18           | 2            | 2             | 1          | 1                 | Commis expéditionnaires et ré-ceptionnaires       |
| Stenographers and typists .....                 | 200           | 9              | 1                    | 12          | 9              | 77           | 49           | 19           | 5             | 4          | 15                | Sténographes et dactylographes                    |

1. Does not include "judges and magistrates", "osteopaths and chiropractors", "actuaries", "statisticians" and "veterinarians" of which frequencies were nil. — Ne comprend pas "juges et magistrats", "ostéopathes et chiropraticiens", "actuares", "statisticiens" et "vétérinaires" pour lesquels les fréquences sont nulles.

2. Includes 18 government workers (n.o.s.) — Comprend 18 employés du gouvernement (n.s.a.).

TABLE 36. Tuberculous admissions - occupation previous to admission, 1951 - Continued

TABLEAU 36. Tuberculeux admis - occupation antérieure à l'admission, 1951 - suite<sup>1</sup>

| Occupation                                     | Canada     | New-found-land | Prince Edward Island | Nova Scotia | New Brunswick | Québec     | Ontario    | Mani-toba | Saskat-chewan | Alberta   | British Co-lumbia | Occupation                                  |
|--|------------|----------------|----------------------|-------------|---------------|------------|------------|-----------|---------------|-----------|-------------------|---|
| <b>Transportation Occupations</b> .....        | <b>433</b> | <b>16</b>      | <b>1</b>             | <b>22</b>   | <b>36</b>     | <b>149</b> | <b>123</b> | <b>29</b> | <b>4</b>      | <b>12</b> | <b>41</b>         | <b>Transports</b>                           |
| Foremen .....                                  | 5          | -              | -                    | 1           | 1             | 2          | 1          | -         | -             | -         | -                 | Contremaîtres                               |
| Inspectors .....                               | 2          | -              | -                    | -           | -             | -          | 2          | -         | -             | -         | -                 | Inspecteurs                                 |
| Agents - ticket, station .....                 | 2          | -              | -                    | -           | -             | 2          | -          | -         | -             | -         | -                 | Vendeurs de billets et chefs de gare        |
| Air pilots and navigators .....                | -          | -              | -                    | -           | -             | -          | -          | -         | -             | -         | -                 | Pilotes et navigateurs de l'air             |
| Baggagemen and expressmen .....                | -          | -              | -                    | -           | -             | -          | -          | -         | -             | -         | -                 | Bagagistes et messagistes                   |
| Brakemen, railway .....                        | 18         | 1              | -                    | -           | -             | 9          | 5          | 2         | -             | -         | 1                 | Serre-freins - chemins de fer               |
| Bus drivers .....                              | 14         | -              | -                    | -           | -             | 6          | 5          | 1         | -             | -         | 2                 | Conducteurs d'autobus                       |
| Captains, mates, pilots .....                  | 1          | -              | -                    | -           | -             | 1          | -          | -         | -             | -         | -                 | Capitaines, seconds et pilotes              |
| Chauffeurs and taxi drivers .....              | 61         | 2              | -                    | 3           | 8             | 27         | 19         | -         | -             | -         | 2                 | Chauffeurs et conducteurs de taxis          |
| Conductors - steam railway .....               | 8          | -              | -                    | -           | -             | 3          | 1          | 2         | -             | -         | 2                 | Chefs de train - Chemins de fer             |
| Deliverymen and drivers (n.e.s.) .....         | -          | -              | -                    | -           | -             | -          | -          | -         | -             | -         | -                 | Livreurs et porteurs (n.s.a.)               |
| Dispatchers, train .....                       | 1          | -              | -                    | -           | -             | -          | 1          | -         | -             | -         | -                 | Chefs de mouvement - trains                 |
| Engineering officers - on ships .....          | 6          | -              | -                    | 1           | 1             | 1          | 2          | -         | -             | -         | 1                 | Officiers mécaniciens - navires             |
| Firemen - on ships .....                       | 7          | 1              | -                    | -           | 1             | 1          | 5          | -         | -             | -         | -                 | Chauffeurs - navires                        |
| Lockkeepers, boatmen .....                     | 1          | -              | -                    | -           | -             | 1          | -          | -         | -             | -         | -                 | Eclusiers, bateliers                        |
| Locomotive engineers .....                     | 6          | -              | -                    | -           | 1             | 2          | 2          | -         | -             | -         | 1                 | Mécaniciens de locomotives                  |
| Locomotive firemen .....                       | 4          | -              | -                    | 1           | 1             | -          | 2          | -         | -             | -         | -                 | Chauffeurs de locomotives                   |
| Longshoremen and stevedores .....              | 18         | 1              | -                    | 1           | 9             | 4          | -          | -         | -             | -         | 3                 | Débardeurs et arrimeurs                     |
| Messengers .....                               | 7          | 1              | -                    | -           | 1             | 2          | 2          | -         | -             | 1         | -                 | Commissionnaires                            |
| Operators - electric, street railway .....     | 11         | -              | -                    | -           | -             | 3          | 2          | -         | -             | 1         | 5                 | Wattmen - tramways électriques              |
| Seamen, sailors, deckhands .....               | 48         | 2              | -                    | 11          | -             | 19         | 7          | 1         | -             | 1         | 7                 | Matelots, marins et hommes de pont          |
| Sectionmen and trackmen .....                  | 21         | 1              | -                    | -           | 2             | 4          | 8          | 4         | -             | 1         | 1                 | Cantonniers                                 |
| Switchmen, signalmen, flagmen .....            | 7          | -              | -                    | -           | -             | 1          | 2          | 2         | 1             | 1         | -                 | Aiguilleurs et signaleurs                   |
| Teamsters, draymen .....                       | 10         | -              | -                    | 1           | -             | 4          | 3          | 2         | -             | -         | -                 | Charretiers et conducteurs de voitures      |
| Truckdrivers .....                             | 168        | 7              | 1                    | 2           | 11            | 57         | 52         | 14        | 3             | 6         | 15                | Conducteurs de camions                      |
| Other transportation occupations .....         | 7          | -              | -                    | 1           | -             | 1          | 2          | 1         | -             | 1         | 1                 | Autres occupations des transports           |
| <b>Communication Occupations</b> .....         | <b>131</b> | <b>-</b>       | <b>2</b>             | <b>6</b>    | <b>7</b>      | <b>46</b>  | <b>47</b>  | <b>8</b>  | <b>2</b>      | <b>3</b>  | <b>10</b>         | <b>Communications</b>                       |
| Foremen .....                                  | 1          | -              | -                    | -           | -             | -          | 1          | -         | -             | -         | -                 | Contremaîtres                               |
| Inspectors .....                               | 1          | -              | -                    | -           | -             | -          | 1          | -         | -             | -         | -                 | Inspecteurs                                 |
| Linemen and servicemen .....                   | 25         | -              | 1                    | -           | 1             | 7          | 12         | 2         | -             | 1         | 1                 | Monteurs et réparateurs de lignes           |
| Postmen and mail carriers .....                | 14         | -              | -                    | -           | -             | 5          | 7          | 2         | -             | -         | -                 | Facteurs                                    |
| Radio announcers, broadcasters .....           | 6          | -              | -                    | -           | -             | 2          | 3          | -         | -             | 1         | -                 | Annonceurs (radio) et microphonistes        |
| Radio operators .....                          | 11         | -              | -                    | 4           | -             | -          | 4          | 1         | 1             | -         | 1                 | Radiotéléphonistes                          |
| Telegraph operators .....                      | 14         | -              | -                    | 1           | 1             | 6          | 2          | 1         | -             | -         | 3                 | Télégraphistes                              |
| Telephone operators .....                      | 58         | -              | 1                    | 1           | 5             | 25         | 17         | 2         | 1             | 1         | 5                 | Téléphonistes                               |
| Other communication occupations .....          | 1          | -              | -                    | -           | -             | 1          | -          | -         | -             | -         | -                 | Autres occupations des communications       |
| <b>Commercial Occupations</b> .....            | <b>424</b> | <b>13</b>      | <b>1</b>             | <b>16</b>   | <b>22</b>     | <b>170</b> | <b>129</b> | <b>19</b> | <b>20</b>     | <b>11</b> | <b>23</b>         | <b>Commerce</b>                             |
| Foremen .....                                  | 3          | -              | -                    | -           | -             | 2          | 1          | -         | -             | -         | -                 | Contremaîtres                               |
| Advertising agents .....                       | 10         | -              | -                    | -           | -             | 2          | 6          | -         | -             | 1         | 1                 | Agents de publicité                         |
| Brokers, agents, and appraisers (n.e.s.) ..... | 6          | -              | -                    | -           | -             | 1          | 4          | -         | -             | -         | 1                 | Courtiers, agents et évaluateurs, (n.s.a.)  |
| Canvassers, demonstrators, solicitors .....    | 27         | -              | -                    | 1           | -             | 8          | 13         | 1         | -             | 2         | 2                 | Démarcheurs, démonstrateurs, sollicitateurs |
| Collectors, bills and accounts .....           | 1          | -              | -                    | -           | -             | 1          | -          | -         | -             | -         | -                 | Encaisseurs, factures et comptes            |
| Commercial travellers .....                    | 79         | 1              | -                    | 1           | 5             | 39         | 24         | 1         | 3             | 1         | 4                 | Commis voyageurs                            |
| Hawkers and pedlars .....                      | 5          | -              | -                    | -           | -             | 2          | 3          | -         | -             | -         | -                 | Camelots et colporteurs                     |
| Inspectors, graders, samplers .....            | 4          | -              | -                    | -           | -             | 2          | 2          | -         | -             | -         | -                 | Inspecteurs, classeurs, échantillonneurs    |
| Packers, wrappers, fillers .....               | 23         | -              | -                    | 2           | 2             | 8          | 8          | 2         | -             | -         | 1                 | Empaqueurs, emballers et remplisseurs       |
| Purchasing agents and buyers .....             | 3          | -              | -                    | -           | -             | -          | 1          | 1         | -             | -         | 1                 | Agents acheteurs et acheteurs               |
| Sales clerks .....                             | 253        | 12             | 1                    | 11          | 14            | 102        | 64         | 13        | 16            | 7         | 13                | Vendeurs                                    |
| Service station attendants .....               | 6          | -              | -                    | 1           | 1             | 1          | 2          | -         | 1             | -         | -                 | Commis de stations-service                  |
| Window decorators and dressers .....           | 2          | -              | -                    | -           | -             | 1          | -          | 1         | -             | -         | -                 | Décorateurs de vitrines et étalagistes      |
| Other trade occupations <sup>1</sup> .....     | 2          | -              | -                    | -           | -             | 1          | 1          | -         | -             | -         | -                 | Autres occupations du commerce <sup>1</sup> |
| <b>Financial Occupations</b> .....             | <b>30</b>  | <b>-</b>       | <b>-</b>             | <b>-</b>    | <b>1</b>      | <b>14</b>  | <b>9</b>   | <b>-</b>  | <b>-</b>      | <b>3</b>  | <b>3</b>          | <b>Finance</b>                              |
| Insurance agents .....                         | 15         | -              | -                    | -           | 1             | 8          | 3          | -         | -             | 1         | 2                 | Agents d'assurance                          |
| Real estate agents and dealers .....           | 7          | -              | -                    | -           | -             | 2          | 3          | -         | -             | 2         | -                 | Courtiers et agents d'immeuble              |
| Stock and bond brokers .....                   | 6          | -              | -                    | -           | -             | 3          | 3          | -         | -             | -         | -                 | Courtiers en valeurs mobilières             |
| Other finance occupations .....                | 2          | -              | -                    | -           | -             | 1          | -          | -         | -             | -         | 1                 | Autres occupations de la finance            |

1. Does not include "auctioneers" and "newsboys" of which frequencies were nil. - Ne comprend pas les "commissaires priseurs" ni les "vendeurs de journaux".

TABLE 36. Tuberculous admissions - occupation previous to admission, 1951 - Continued  
 TABLEAU 36. Tuberculeux admis - occupation antérieure à l'admission, 1951 - suite

| Occupation   | Canada       | New-found-land | Prince Edward Island | Nova Scotia | New Brunswick | Québec     | Ontario    | Mani-toba | Saskat-chewan | Alberta   | British Co-lumbia | Occupation   |
|--|--------------|----------------|----------------------|-------------|---------------|------------|------------|-----------|---------------|-----------|-------------------|--|
| <b>Service Occupations (Other than professional)</b> | <b>1,153</b> | <b>21</b>      | <b>9</b>             | <b>46</b>   | <b>65</b>     | <b>473</b> | <b>333</b> | <b>78</b> | <b>37</b>     | <b>25</b> | <b>66</b>         | <b>Service (non professionnel)</b>                 |
| Personal (other than domestic):                      |              |                |                      |             |               |            |            |           |               |           |                   | Personnel (non domestique):                        |
| Barbers, hairdressers, manicurists                   | 49           | 1              | 1                    | 2           | 3             | 23         | 8          | 5         | 2             | 1         | 3                 | Barbiers, coiffeurs et manucures                   |
| Bootblacks   | 1            | -              | -                    | -           | -             | -          | 1          | -         | -             | -         | -                 | Cireurs de chaussures                              |
| Charworkers and cleaners                             | 31           | -              | -                    | 1           | 1             | 6          | 17         | 2         | -             | -         | 4                 | Hommes et femmes de peine                          |
| Cleaners, dyers, launderers                          | 51           | -              | -                    | 2           | 3             | 22         | 19         | -         | 2             | 1         | 2                 | Nettoyeurs, teinturiers et blanchisseurs           |
| Elevator tenders                                     | 6            | -              | -                    | -           | -             | 1          | 2          | 1         | 1             | -         | 1                 | Garçons et filles d'ascenseur                      |
| Guides   | 9            | -              | -                    | -           | -             | 2          | 7          | -         | -             | -         | -                 | Guides   |
| Janitors and sextons                                 | 47           | 1              | -                    | 2           | 1             | 18         | 15         | -         | 3             | 1         | 6                 | Concierges et bedeaux                              |
| Lodging and boarding house keepers                   | -            | -              | -                    | -           | -             | -          | -          | -         | -             | -         | -                 | Propriétaires de maisons de pension ou de logement |
| Nurses, practical                                    | 154          | 4              | 2                    | 3           | 6             | 55         | 45         | 15        | 5             | 3         | 16                | Gardes-malades (practical nurses)                  |
| Porters  | 9            | -              | -                    | -           | 1             | 4          | 2          | -         | -             | -         | 2                 | Porteurs et portiers                               |
| Undertakers  | 5            | -              | -                    | 1           | -             | 1          | 3          | -         | -             | -         | -                 | Entrepreneurs de pompes funèbres                   |
| Waiters and waitresses                               | 163          | 2              | 1                    | 3           | 6             | 54         | 58         | 19        | 8             | 5         | 7                 | Garçons et filles de table                         |
| Other personal service occupations                   | 4            | -              | -                    | 1           | -             | 1          | -          | 1         | 1             | -         | -                 | Autres occupations du service personnel            |
| Domestic:  |              |                |                      |             |               |            |            |           |               |           |                   | Domestique:  |
| Cooks  | 114          | 3              | 2                    | 2           | 6             | 46         | 33         | 11        | 1             | 2         | 8                 | Cuisiniers et cuisinières                          |
| Domestic servants (n.e.s.)                           | 313          | 7              | 3                    | 19          | 33            | 146        | 68         | 10        | 9             | 6         | 12                | Domestiques, bonnes (n.s.a.)                       |
| Housekeepers, matrons, stewards                      | 76           | 1              | -                    | 4           | 3             | 47         | 13         | 4         | 1             | 1         | 2                 | Ménagères, surveillantes et stewards               |
| Protective:  |              |                |                      |             |               |            |            |           |               |           |                   | Sécurité publique:                                 |
| Firemen - fire department                            | 6            | -              | -                    | 1           | -             | 3          | 2          | -         | -             | -         | -                 | Pompiers - Service des incendies                   |
| Guards, watchmen, caretakers (n.e.s.)                | 39           | -              | -                    | 1           | 1             | 11         | 20         | 2         | -             | 2         | 2                 | Gardes et gardiens (n.s.a.)                        |
| Officers - armed forces                              | 5            | -              | -                    | -           | -             | 2          | 3          | -         | -             | -         | -                 | Officiers - Forces armées                          |
| Other ranks - armed forces                           | 33           | 2              | -                    | 1           | 1             | 15         | 6          | 3         | 3             | -         | -                 | Sous-officiers et soldats - Forces armées          |
| Policemen and detectives                             | 20           | -              | -                    | 2           | -             | 12         | 3          | 1         | -             | 2         | -                 | Agents de police et détectives                     |
| Other protective service occupations                 | 2            | -              | -                    | -           | -             | 1          | -          | -         | 1             | -         | -                 | Autres occupations du service de sécurité publique |
| Other:   |              |                |                      |             |               |            |            |           |               |           |                   | Autres:  |
| Actors, showmen, sportsmen                           | 9            | -              | -                    | 1           | -             | 2          | 5          | -         | -             | 1         | -                 | Acteurs, directeurs de spectacles et sportifs      |
| Motion picture projectionists                        | 4            | -              | -                    | -           | -             | -          | -          | 4         | -             | -         | -                 | Projectionnistes - cinéma                          |
| Ushers   | -            | -              | -                    | -           | -             | -          | -          | -         | -             | -         | -                 | Placeurs   |
| Other  | 3            | -              | -                    | -           | -             | 1          | 1          | -         | -             | -         | 1                 | Autres   |
| <b>Agricultural Occupations</b>                      | <b>742</b>   | <b>5</b>       | <b>15</b>            | <b>44</b>   | <b>61</b>     | <b>227</b> | <b>114</b> | <b>83</b> | <b>98</b>     | <b>57</b> | <b>38</b>         | <b>Agriculture</b>                                 |
| Farmers and stockraisers                             | 566          | 4              | 14                   | 40          | 43            | 195        | 70         | 53        | 60            | 54        | 33                | Cultivateurs et éleveurs                           |
| Farm managers and foremen                            | 5            | -              | -                    | -           | 1             | -          | 4          | -         | -             | -         | -                 | Administrateurs et contremaîtres de ferme          |
| Farm labourers                                       | 157          | -              | 1                    | 4           | 17            | 30         | 35         | 28        | 37            | 3         | 2                 | Ouvriers agricoles                                 |
| Flower growers and landscape gardeners               | 6            | 1              | -                    | -           | -             | 1          | 1          | 2         | 1             | -         | -                 | Floriculteurs et jardinistes                       |
| Other agricultural occupations                       | 8            | -              | -                    | -           | -             | 1          | 4          | -         | -             | -         | 3                 | Autres occupations de l'agriculture                |
| <b>Fishing, Trapping and Logging Occupations</b>     | <b>486</b>   | <b>32</b>      | <b>2</b>             | <b>25</b>   | <b>49</b>     | <b>107</b> | <b>129</b> | <b>46</b> | <b>14</b>     | <b>11</b> | <b>71</b>         | <b>Pêche, trappage et abatage du bois</b>          |
| Fishing and trapping:                                |              |                |                      |             |               |            |            |           |               |           |                   | Pêche et trappage:                                 |
| Fishermen  | 154          | 28             | 2                    | 18          | 19            | 9          | 13         | 23        | 3             | -         | 39                | Pêcheurs   |
| Hunters and trappers                                 | 112          | -              | -                    | -           | -             | 17         | 56         | 19        | 11            | 8         | 1                 | Chasseurs et trappeurs                             |
| Logging (including forestry):                        |              |                |                      |             |               |            |            |           |               |           |                   | Abatage (y compris foresterie):                    |
| Foremen  | 5            | -              | -                    | -           | -             | 2          | 1          | -         | -             | -         | 2                 | Contremaîtres                                      |
| Forest rangers and timber cruisers                   | 15           | -              | -                    | -           | 2             | 11         | 2          | -         | -             | -         | -                 | Gardes et estimateurs forestiers                   |
| Lumbermen (including labourers in logging)           | 200          | 4              | -                    | 7           | 28            | 68         | 57         | 4         | -             | 3         | 29                | Bûcherons (y compris manoeuvres de l'abatage)      |



TABLE 36. Tuberculous admissions - occupation previous to admission, 1951 - Continned

TABLEAU 36. Tuberculeux admis - occupation antérieure à l'admission, 1951 - suite

| Occupation                                      | Canada       | New-found-land | Prince Edward Island | Nova Scotia | New Brunswick | Québec     | Ontario    | Manitoba  | Saskatchewan | Alberta   | British Columbia | Occupation  |
|---|--------------|----------------|----------------------|-------------|---------------|------------|------------|-----------|--------------|-----------|------------------|---|
| <b>Mining Occupations</b> .....                 | <b>140</b>   | <b>2</b>       | <b>-</b>             | <b>28</b>   | <b>1</b>      | <b>22</b>  | <b>48</b>  | <b>16</b> | <b>-</b>     | <b>9</b>  | <b>14</b>        | <b>Mines et carrières</b>                         |
| Foremen - mines, quarries, oil wells            | 5            | -              | -                    | -           | -             | 4          | 1          | -         | -            | -         | -                | Contremaîtres - mines, carrières et puits d'huile |
| Labourers - mines, quarries                     | 10           | -              | -                    | 6           | -             | -          | 2          | 2         | -            | -         | -                | Mines et carrières                                |
| Millmen   | 4            | -              | -                    | -           | -             | -          | 3          | 1         | -            | -         | -                | Bocardeurs  |
| Miners  | 100          | 2              | -                    | 22          | 1             | 11         | 32         | 10        | -            | 8         | 14               | Mineurs   |
| Prospectors                                     | 7            | -              | -                    | -           | -             | 2          | 2          | 3         | -            | -         | -                | Prospecteurs                                      |
| Quarries; drillers, rock and oil wells          | 11           | -              | -                    | -           | -             | 3          | 7          | -         | -            | 1         | -                | Carriers: foreurs - roc et puits de pétrole       |
| Timbermen                                       | 3            | -              | -                    | -           | -             | 2          | 1          | -         | -            | -         | -                | Boiseurs  |
| Other mining occupations                        | -            | -              | -                    | -           | -             | -          | -          | -         | -            | -         | -                | Autres occupations des mines et carrières         |
| <b>Manufacturing and Mechanical Occupations</b> | <b>1,080</b> | <b>21</b>      | <b>6</b>             | <b>41</b>   | <b>42</b>     | <b>456</b> | <b>380</b> | <b>52</b> | <b>12</b>    | <b>28</b> | <b>42</b>        | <b>Fabrication et mécanique</b>                   |
| Foremen - manufacturing and repair              | 29           | -              | -                    | -           | -             | 13         | 10         | 2         | 2            | 2         | -                | Contremaîtres - fabrication et réparation         |
| <b>Food Products:</b>                           |              |                |                      |             |               |            |            |           |              |           |                  | <b>Produits alimentaires:</b>                     |
| Bakers  | 19           | -              | -                    | -           | -             | 10         | 7          | -         | 1            | -         | 1                | Boulangers  |
| Butchers and meat cutters                       | 27           | -              | -                    | 4           | 1             | 7          | 10         | 2         | -            | 1         | 2                | Bouchers et coupeurs de viande                    |
| Butter and cheese makers                        | 6            | -              | -                    | -           | -             | 5          | 1          | -         | -            | -         | -                | Beurriers et fromagers                            |
| Fish canners, curers, packers                   | 2            | -              | -                    | -           | 1             | -          | -          | -         | 1            | -         | -                | Conservateurs, fumeurs et sauteurs de poisson     |
| Meat canners, curers, packers                   | 5            | -              | -                    | -           | 2             | 1          | -          | -         | 1            | 1         | -                | Conservateurs, fumeurs et sauteurs de viande      |
| Millers - flour, grain                          | 1            | -              | -                    | -           | -             | -          | 1          | -         | -            | -         | -                | Meuniers - farine et grain                        |
| Other occupations in food                       | 28           | -              | 1                    | 5           | 1             | 3          | 11         | 2         | -            | 2         | 3                | Autres occupations - produits alimentaires        |
| <b>Liquors and Beverages:</b>                   |              |                |                      |             |               |            |            |           |              |           |                  | <b>Spiritueux et boissons:</b>                    |
| Other occupations in liquors and beverages      | 9            | -              | -                    | -           | -             | 3          | 4          | 1         | -            | -         | 1                | Autres occupations - spiritueux et boissons       |
| <b>Tobacco Products:</b>                        |              |                |                      |             |               |            |            |           |              |           |                  | <b>Produits du tabac:</b>                         |
| Other occupations in tobacco products           | 3            | -              | -                    | -           | -             | 2          | 1          | -         | -            | -         | -                | Autres occupations - produits du tabac            |
| <b>Rubber Products:</b>                         |              |                |                      |             |               |            |            |           |              |           |                  | <b>Produits du caoutchouc:</b>                    |
| Rubber shoe makers                              | -            | -              | -                    | -           | -             | -          | -          | -         | -            | -         | -                | Fabricants de chaussures en caoutchouc            |
| Tire and tube builders                          | 3            | -              | -                    | -           | -             | 1          | 2          | -         | -            | -         | -                | Fabricants de pneus et de chambres à air          |
| Vulcanizers                                     | -            | -              | -                    | -           | -             | -          | -          | -         | -            | -         | -                | Vulcanisateurs                                    |
| Other occupations in rubber products            | 10           | -              | -                    | -           | -             | 2          | 8          | -         | -            | -         | -                | Autres occupations - produits du caoutchouc       |
| <b>Fur and Fur Goods:</b>                       |              |                |                      |             |               |            |            |           |              |           |                  | <b>Fourrures et articles en fourrure:</b>         |
| Furriers  | 12           | -              | -                    | -           | -             | 7          | 4          | 1         | -            | -         | -                | Fourreurs   |
| <b>Leather and Leather Products:</b>            |              |                |                      |             |               |            |            |           |              |           |                  | <b>Cuir et articles en cuir:</b>                  |
| Cutters   | 6            | 1              | -                    | -           | -             | 5          | -          | -         | -            | -         | -                | Coupeurs  |
| Glove makers                                    | -            | -              | -                    | -           | -             | -          | -          | -         | -            | -         | -                | Gantiers  |
| Shoe makers and repairers - factory (n.e.s.)    | 12           | -              | -                    | -           | -             | 8          | 4          | -         | -            | -         | -                | Cordonniers - fabrique (n.s.a.)                   |
| Shoe makers and repairers - not in factory      | 16           | -              | -                    | -           | -             | 10         | 5          | 1         | -            | -         | -                | Cordonniers - hors fabrique (n.s.a.)              |
| Tanners   | 3            | -              | -                    | -           | -             | 2          | 1          | -         | -            | -         | -                | Tanneurs  |
| Other occupations in leather products           | 18           | -              | -                    | -           | -             | 13         | 4          | -         | -            | 1         | -                | Autres occupations - Cuir et articles en cuir     |
| <b>Textiles:</b>                                |              |                |                      |             |               |            |            |           |              |           |                  | <b>Textiles:</b>                                  |
| Inspectors and menders                          | 6            | -              | -                    | -           | -             | 1          | 5          | -         | -            | -         | -                | Inspecteurs et nettoyeurs                         |
| Carders   | -            | -              | -                    | -           | -             | -          | -          | -         | -            | -         | -                | Cardeurs  |
| Spinners and twistors                           | 4            | -              | -                    | -           | -             | 3          | 1          | -         | -            | -         | -                | Fileurs et retordeurs                             |
| Winders, warpers, reelers, beamers              | 2            | -              | -                    | -           | -             | 1          | 1          | -         | -            | -         | -                | Dévideurs, ourdisseurs et enrouleurs              |
| Weavers - textile                               | 22           | -              | -                    | -           | 1             | 18         | 3          | -         | -            | -         | -                | Tisseurs - textiles                               |
| Finishers and calenderers                       | 6            | -              | -                    | -           | -             | 6          | -          | -         | -            | -         | -                | Finisseurs et calendriers                         |
| Bleachers and dyers - textile                   | 2            | -              | -                    | -           | -             | 2          | -          | -         | -            | -         | -                | Blanchisseurs et teinturiers - textiles           |
| Knitters  | 8            | -              | -                    | -           | -             | 5          | 3          | -         | -            | -         | -                | Tricoteurs  |
| Loom fixers                                     | -            | -              | -                    | -           | -             | -          | -          | -         | -            | -         | -                | Régulateurs de métiers                            |
| Other occupations in textiles                   | 16           | 1              | -                    | -           | 4             | 7          | 4          | -         | -            | -         | -                | Autres occupations des textiles                   |

1. Does not include "harness and saddle makers" of which frequency was nil. - Ne comprend pas les "selliers" dont la fréquence est nulle.



TABLE 36. Tuberculous admissions - occupation previous to admission, 1951 - Continued  
TABLEAU 36. Tuberculeux admis - occupation antérieure à l'admission, 1951 - suite

| Occupation   | Canada | Newfoundland | Prince Edward Island | Nova Scotia | New Brunswick | Québec | Ontario | Manitoba | Saskatchewan | Alberta | British Columbia | Occupation  |  |  |  |  |  |  |  |  |  |  |  |
|--|--------|--------------|----------------------|-------------|---------------|--------|---------|----------|--------------|---------|------------------|---|--|--|--|--|--|--|--|--|--|--|--|
| <b>Manufacturing and Mechanical Occupations - Continued:</b>         |        |              |                      |             |               |        |         |          |              |         |                  | <b>Fabrication et mécanique - suite</b>                                   |  |  |  |  |  |  |  |  |  |  |  |
| <b>Textile Goods and Wearing Apparel:</b>                            |        |              |                      |             |               |        |         |          |              |         |                  | <b>Tissus et vêtements:</b>   |  |  |  |  |  |  |  |  |  |  |  |
| Inspectors and examiners .....                                       | 4      | -            | -                    | -           | -             | 3      | -       | 1        | -            | -       | -                | Inspecteurs et examineurs   |  |  |  |  |  |  |  |  |  |  |  |
| Cutters .....  | 3      | 1            | -                    | 1           | -             | -      | 1       | -        | -            | -       | -                | Coupeurs  |  |  |  |  |  |  |  |  |  |  |  |
| Dressmakers and seamstresses   | 80     | 4            | 1                    | 1           | 6             | 50     | 4       | 7        | 3            | 3       | 1                | Couturières et couseuses  |  |  |  |  |  |  |  |  |  |  |  |
| Hat and cap makers .....   | 1      | -            | -                    | -           | -             | 1      | -       | -        | -            | -       | -                | Chapelières et casquetiers  |  |  |  |  |  |  |  |  |  |  |  |
| Milliners .....  | 4      | -            | -                    | -           | -             | 3      | 1       | -        | -            | -       | -                | Modistes de chapeaux  |  |  |  |  |  |  |  |  |  |  |  |
| Sewers and sewing machine operators (n.e.s.)                         | 43     | -            | -                    | -           | -             | 31     | 12      | -        | -            | -       | -                | Couseurs, conducteurs de couseuses (n.s.a.)                               |  |  |  |  |  |  |  |  |  |  |  |
| Tailors and tailoresses .....  | 28     | -            | -                    | -           | -             | 17     | 5       | 3        | -            | 1       | 2                | Tailleurs et tailleuses-couturières                                       |  |  |  |  |  |  |  |  |  |  |  |
| Other occupations in clothing and textile goods <sup>1</sup>         | 8      | -            | -                    | 2           | -             | 5      | 1       | -        | -            | -       | -                | Autres occupations - Tissus et vêtements                                  |  |  |  |  |  |  |  |  |  |  |  |
| <b>Wood Products:</b>  |        |              |                      |             |               |        |         |          |              |         |                  | <b>Produits du bois:</b>  |  |  |  |  |  |  |  |  |  |  |  |
| Inspectors, graders, scalers .....                                   | 6      | -            | -                    | 1           | 1             | 1      | 3       | -        | -            | -       | -                | Inspecteurs, trieurs et toiseurs  |  |  |  |  |  |  |  |  |  |  |  |
| Box, basket, and packing case makers                                 | 2      | -            | -                    | -           | -             | 1      | 1       | -        | -            | -       | -                | Fabricants de boîtes, paniers et caisses                                  |  |  |  |  |  |  |  |  |  |  |  |
| Cabinet and furniture makers .....                                   | 11     | -            | -                    | 1           | -             | 2      | 5       | 3        | -            | -       | -                | Ébénistes et fabricants de meubles  |  |  |  |  |  |  |  |  |  |  |  |
| Coopers .....  | 2      | -            | -                    | 1           | -             | 1      | -       | -        | -            | -       | -                | Tonnelliers   |  |  |  |  |  |  |  |  |  |  |  |
| Finishers and polishers-wood .....                                   | 4      | -            | -                    | -           | -             | -      | 4       | -        | -            | -       | -                | Finisseurs et polisseurs-bois   |  |  |  |  |  |  |  |  |  |  |  |
| Sawyers - wood .....   | 4      | -            | -                    | -           | 1             | 1      | 1       | -        | -            | -       | -                | Sciurs - bois   |  |  |  |  |  |  |  |  |  |  |  |
| Uphoisters .....   | 5      | -            | -                    | -           | -             | 3      | 1       | -        | -            | -       | -                | Rembourreurs  |  |  |  |  |  |  |  |  |  |  |  |
| Wood machinists .....  | 4      | -            | -                    | -           | -             | -      | 1       | -        | -            | 1       | 2                | Machinistes - bois  |  |  |  |  |  |  |  |  |  |  |  |
| Occupations in uphoistering, bedspring, mattresses (n.e.s.)          | -      | -            | -                    | -           | -             | -      | -       | -        | -            | -       | -                | Autres occupations-rembourrage, sommiers, matelats (n.s.a.)               |  |  |  |  |  |  |  |  |  |  |  |
| Other occupations in wood products                                   | 14     | -            | -                    | 1           | 1             | 4      | 3       | -        | -            | 2       | 3                | Autres occupations - produits du bois                                     |  |  |  |  |  |  |  |  |  |  |  |
| <b>Pulp, Paper and Paper Products:</b>                               |        |              |                      |             |               |        |         |          |              |         |                  | <b>Pulpe, papier et produits du papier:</b>                               |  |  |  |  |  |  |  |  |  |  |  |
| Paper box, bag, and envelope makers                                  | 3      | -            | -                    | -           | -             | 1      | 2       | -        | -            | -       | -                | Fabricants de boîtes, sacs, enveloppes                                    |  |  |  |  |  |  |  |  |  |  |  |
| Paper makers .....   | 7      | -            | -                    | -           | -             | 4      | 2       | -        | 1            | -       | -                | Papetiers   |  |  |  |  |  |  |  |  |  |  |  |
| Other occupations in pulp, paper and paper products                  | 11     | 1            | -                    | -           | 1             | 5      | 3       | 1        | -            | -       | -                | Autres occupations - pulpe, papier et produits du papier                  |  |  |  |  |  |  |  |  |  |  |  |
| <b>Printing, Publishing and Bookbinding:</b>                         |        |              |                      |             |               |        |         |          |              |         |                  | <b>Impression, édition, reliure:</b>                                      |  |  |  |  |  |  |  |  |  |  |  |
| Bookbinders .....  | 2      | -            | -                    | -           | -             | 2      | -       | -        | -            | -       | -                | Relieurs  |  |  |  |  |  |  |  |  |  |  |  |
| Compositors and typesetters .....                                    | 9      | -            | 1                    | 3           | -             | 3      | 2       | -        | -            | -       | -                | Compositeurs et typographes   |  |  |  |  |  |  |  |  |  |  |  |
| Photoengravers and lithographers                                     | 4      | -            | -                    | -           | -             | 1      | 2       | -        | -            | -       | 1                | Photograpeurs et lithographes   |  |  |  |  |  |  |  |  |  |  |  |
| Pressmen and plate printer .....                                     | 15     | 2            | -                    | 1           | 1             | 5      | 3       | 2        | -            | -       | 1                | Pressiers et imprimeurs en taille douce                                   |  |  |  |  |  |  |  |  |  |  |  |
| Other occupations in printing and publishing                         | 5      | -            | -                    | -           | -             | 1      | 3       | -        | -            | -       | 1                | Autres occupations - impression, édition                                  |  |  |  |  |  |  |  |  |  |  |  |
| <b>Metal, Precious Metal and Electroplate; Electrical apparatus:</b> |        |              |                      |             |               |        |         |          |              |         |                  | <b>Métaux: précieux, métaux et galvanoplastie et outillage électrique</b> |  |  |  |  |  |  |  |  |  |  |  |
| Inspectors, examiners, gaugers - metal                               | 13     | -            | -                    | -           | 1             | 5      | 7       | -        | -            | -       | -                | Inspecteurs, examineurs, calibreurs - métaux                              |  |  |  |  |  |  |  |  |  |  |  |
| Assemblers and makers - electrical equipment                         | 17     | -            | -                    | -           | -             | 4      | 12      | 1        | -            | -       | -                | Monteurs et fabricants d'outillage électrique                             |  |  |  |  |  |  |  |  |  |  |  |
| Blacksmiths, hammermen, forgers                                      | 17     | -            | 1                    | -           | -             | 10     | 4       | 2        | -            | -       | -                | Forgerons, marteleurs et forgeurs   |  |  |  |  |  |  |  |  |  |  |  |
| Boilermakers and platers .....                                       | 5      | -            | -                    | -           | -             | 3      | 2       | -        | -            | -       | -                | Chaudronniers et plaqueurs  |  |  |  |  |  |  |  |  |  |  |  |
| Electroplaters .....   | 4      | -            | -                    | -           | -             | -      | 4       | -        | -            | -       | -                | Galvanoplastes  |  |  |  |  |  |  |  |  |  |  |  |
| Engravers, except photoengravers                                     | -      | -            | -                    | -           | -             | -      | -       | -        | -            | -       | -                | Graveurs, excepté photograpeurs   |  |  |  |  |  |  |  |  |  |  |  |
| Filers, grinders, sharpeners .....                                   | 7      | 1            | -                    | -           | 1             | 3      | 2       | -        | -            | -       | -                | Limeurs, aliguseurs et affuteurs  |  |  |  |  |  |  |  |  |  |  |  |
| Fitters and assemblers (n.e.s.) - metal                              | 16     | -            | -                    | 1           | -             | 3      | 10      | 1        | -            | 1       | -                | Ajusteurs et monteurs (n.s.a.) - métaux                                   |  |  |  |  |  |  |  |  |  |  |  |
| Furnacemen and heaters - metal                                       | 7      | -            | -                    | 1           | -             | 2      | 4       | -        | -            | -       | -                | Gardiens de fourneaux, chauffeurs - métaux                                |  |  |  |  |  |  |  |  |  |  |  |
| Jewelers and watchmakers .....                                       | 12     | -            | -                    | -           | -             | 5      | 4       | 2        | -            | 1       | -                | Bijoutiers et horlogers   |  |  |  |  |  |  |  |  |  |  |  |
| Machine operators (n.e.s.) .....                                     | 39     | -            | -                    | -           | -             | 9      | 19      | 3        | -            | 2       | 2                | Conducteurs de machines (n.s.a.)  |  |  |  |  |  |  |  |  |  |  |  |
| Machinists .....   | 61     | 1            | -                    | 1           | 3             | 26     | 24      | 1        | -            | 2       | 3                | Machinistes   |  |  |  |  |  |  |  |  |  |  |  |
| Mechanics and repairmen, automobile                                  | 62     | 2            | -                    | 1           | 3             | 18     | 24      | 5        | 2            | 4       | 3                | Mécaniciens - voitures automobiles  |  |  |  |  |  |  |  |  |  |  |  |
| Mechanics and repairmen, railroad or car shop                        | 8      | -            | -                    | -           | 1             | 4      | 3       | -        | -            | -       | -                | Mécaniciens - ch. de fer, ateliers ferr.                                  |  |  |  |  |  |  |  |  |  |  |  |
| Mechanics and repairmen (n.e.s.)                                     | 73     | 3            | 1                    | 2           | 3             | 23     | 33      | 5        | -            | 1       | 2                | Mécaniciens (n.s.a.)  |  |  |  |  |  |  |  |  |  |  |  |
| Millwrights .....  | 13     | -            | -                    | -           | -             | 3      | 6       | -        | -            | -       | 4                | Constructeurs de moulins  |  |  |  |  |  |  |  |  |  |  |  |
| Moulders .....   | 18     | -            | -                    | -           | 2             | 7      | 7       | -        | -            | -       | 2                | Mouleurs  |  |  |  |  |  |  |  |  |  |  |  |
| Coremakers .....   | 3      | 1            | -                    | -           | -             | -      | 1       | -        | -            | -       | 1                | Noyauteurs  |  |  |  |  |  |  |  |  |  |  |  |
| Patternmaker .....   | 3      | -            | -                    | -           | -             | 1      | 1       | -        | -            | 1       | -                | Modeleurs   |  |  |  |  |  |  |  |  |  |  |  |
| Polishers and buffers - metal  | 7      | -            | -                    | -           | -             | 4      | 3       | -        | -            | -       | -                | Polisseurs et meuleurs - métaux   |  |  |  |  |  |  |  |  |  |  |  |
| Potmen .....   | 3      | -            | -                    | -           | -             | 3      | -       | -        | -            | -       | -                | Préposés aux creusets   |  |  |  |  |  |  |  |  |  |  |  |
| Radio repairmen .....  | 10     | 1            | -                    | -           | -             | 5      | 2       | -        | -            | 2       | -                | Répareurs de radios   |  |  |  |  |  |  |  |  |  |  |  |
| Riveters and rivet heaters .....                                     | 8      | -            | -                    | 3           | 1             | 4      | -       | -        | -            | -       | -                | Riveurs et chauffeurs de rivets   |  |  |  |  |  |  |  |  |  |  |  |
| Sheet metal workmen and tinsmiths                                    | 20     | -            | -                    | -           | 1             | 9      | 7       | 3        | -            | -       | -                | Toliers et ferblantiers   |  |  |  |  |  |  |  |  |  |  |  |

1. Does not include "designers, clothing" of which frequency was nil. - Ne comprend pas les "dessinateurs, vêtements" dont la fréquence est nulle.

TABLE 36. Tuberculous admissions - occupation previous to admission, 1951 - Concluded  
TABLEAU 36. Tuberculeux admis - occupation antérieure à l'admission, 1951 - fin

| Occupation  | Canada     | New-found-land | Prince Edward Island | Nova Scotia | New Brunswick | Québec     | Ontario    | Manitoba   | Saskatchewan | Alberta    | British Columbia | Occupation  |
|---|------------|----------------|----------------------|-------------|---------------|------------|------------|------------|--------------|------------|------------------|---|
| <b>Manufacturing and Mechanical Occupations - Concluded:</b>              |            |                |                      |             |               |            |            |            |              |            |                  | <b>Fabrication et mécanique - fin:</b>                                    |
| Metal; Precious Metal and Electroplate; Electrical apparatus - Concluded: |            |                |                      |             |               |            |            |            |              |            |                  | Métaux: précieux, métaux et galvanoplastie et outillage électrique - fin: |
| Toolmakers; die makers and setters  | 12         | -              | -                    | 1           | -             | 1          | 10         | -          | -            | -          | -                | Outilleurs: matriciers et mouleurs  |
| Welders and flame cutters   | 25         | -              | -                    | -           | 1             | 7          | 12         | 1          | 1            | -          | 3                | Soudeurs et découpeurs à la flamme  |
| Wire drawers, makers, and weavers   | 2          | -              | -                    | -           | -             | -          | 2          | -          | -            | -          | -                | Tréfileurs, étireurs et tisseurs de fil                                   |
| Other metal occupations <sup>1</sup>                                      | 22         | -              | -                    | 7           | -             | -          | 14         | -          | -            | -          | 1                | Autres occupations - métaux <sup>1</sup>                                  |
| <b>Non-Metallic Mineral Products:</b>                                     |            |                |                      |             |               |            |            |            |              |            |                  | <b>Produits des minéraux non métalliques:</b>                             |
| Brick and tile makers   | -          | -              | -                    | -           | -             | -          | -          | -          | -            | -          | -                | Briquetiers et tuiliers   |
| Kiln burners  | 1          | -              | -                    | -           | -             | 1          | -          | -          | -            | -          | -                | Chaufourniers   |
| Stone cutters and dressers  | 9          | -              | -                    | 1           | 1             | 4          | 1          | 2          | -            | -          | -                | Taillieurs de pierre et bouchardes  |
| Other occupations in non-metallic mineral products                        | 5          | -              | -                    | -           | -             | 3          | 2          | -          | -            | -          | -                | Autres occupations - produits des minéraux non métalliques                |
| <b>Chemicals:</b>   |            |                |                      |             |               |            |            |            |              |            |                  | <b>Produits chimiques:</b>  |
| Petroleum refiners  | 1          | -              | -                    | -           | -             | 1          | -          | -          | -            | -          | -                | Raffineurs de pétrole   |
| Paint and varnish makers  | -          | -              | -                    | -           | -             | -          | -          | -          | -            | -          | -                | Fabricants de peinture et de vernis                                       |
| Sulphite cookers and digester men   | -          | -              | -                    | -           | -             | -          | -          | -          | -            | -          | -                | Culseurs de sulfite et préposés au digesteur                              |
| Other occupations in chemical products                                    | 6          | -              | -                    | -           | -             | 2          | 4          | -          | -            | -          | -                | Autres occupations - produits chimiques                                   |
| <b>Miscellaneous:</b>   |            |                |                      |             |               |            |            |            |              |            |                  | <b>Divers:</b>  |
| Dental mechanics  | 2          | -              | -                    | -           | -             | 1          | -          | -          | -            | -          | 1                | Mécaniciens dentistes   |
| Labelers, stencilers, stampers (n.e.s.)                                   | 4          | -              | -                    | -           | -             | 1          | 3          | -          | -            | -          | -                | Étiqueteurs, marqueurs, estampeurs (n.s.a.)                               |
| Opticians; lens grinders and polishers                                    | 5          | 1              | -                    | -           | -             | 2          | 2          | -          | -            | -          | -                | Opticiens: rodeurs et polisseurs de lentilles                             |
| Photographic occupations (n.e.s.)   | 2          | -              | -                    | -           | 1             | 1          | -          | -          | -            | -          | -                | Occupations photographiques (n.s.a.)                                      |
| Other manufacturing occupations   | 3          | -              | -                    | -           | 1             | 1          | 1          | -          | -            | -          | -                | Autres occupations - fabrication  |
| <b>Electric Light and Power Production and Stationary Enginemen</b>       | <b>33</b>  | <b>-</b>       | <b>1</b>             | <b>4</b>    | <b>2</b>      | <b>6</b>   | <b>16</b>  | <b>-</b>   | <b>-</b>     | <b>1</b>   | <b>3</b>         | <b>Éclairage et énergie électriques et mécaniciens de machines fixes</b>  |
| Boiler firemen  | 5          | -              | -                    | -           | 1             | -          | 4          | -          | -            | -          | -                | Chauffeurs de chaudières  |
| Motormen (vehicle), except railway  | -          | -              | -                    | -           | -             | -          | -          | -          | -            | -          | -                | Mécaniciens (véhicule), sauf ch. de fer                                   |
| Hoistmen, cranemen, derrickmen  | 5          | -              | -                    | 1           | 1             | -          | 2          | -          | -            | -          | 1                | Préposés aux treuils, grues et chèvres                                    |
| Power station operators   | 5          | -              | -                    | -           | -             | 3          | 2          | -          | -            | -          | -                | Opérateurs de stations génératrices                                       |
| Oilers, machinery   | 1          | -              | -                    | -           | -             | 1          | -          | -          | -            | -          | -                | Graisisseurs - machinerie   |
| Stationary engineers  | 16         | -              | -                    | 3           | -             | 2          | 8          | -          | -            | 1          | 2                | Mécaniciens de machines fixes   |
| Riggers (n.e.s.)  | 1          | -              | 1                    | -           | -             | -          | -          | -          | -            | -          | -                | Monteurs (n.s.a.)   |
| <b>Construction Occupations</b>   | <b>462</b> | <b>8</b>       | <b>6</b>             | <b>32</b>   | <b>20</b>     | <b>199</b> | <b>110</b> | <b>24</b>  | <b>9</b>     | <b>23</b>  | <b>31</b>        | <b>Construction</b>   |
| Foremen   | 11         | -              | -                    | 2           | 1             | 4          | 2          | -          | -            | 2          | -                | Contremaitres   |
| Inspectors  | -          | -              | -                    | -           | -             | -          | -          | -          | -            | -          | -                | Inspecteurs   |
| Brick and stone masons  | 16         | 1              | -                    | -           | 1             | 6          | 8          | -          | -            | -          | -                | Maçons en brique et pierre  |
| Carpenters  | 190        | 3              | 3                    | 18          | 11            | 75         | 48         | 6          | 2            | 11         | 13               | Charpentiers  |
| Cement and concrete finishers   | 6          | -              | -                    | 1           | -             | 4          | -          | 1          | -            | -          | -                | Finisseurs en ciment et béton   |
| Construction machinery operators (n.e.s.)                                 | 9          | -              | -                    | 1           | -             | 1          | 3          | -          | 3            | -          | 1                | Conducteurs de machinerie de construction (n.s.a.)                        |
| Electricians and wiremen  | 81         | 1              | 1                    | 4           | 3             | 42         | 16         | 5          | 3            | 1          | 5                | Électriciens et filistes  |
| Painters, decorators and glaziers   | 80         | 2              | 1                    | 3           | 3             | 40         | 18         | 6          | -            | 2          | 5                | Peintres, décorateurs et vitriers   |
| Plasterers and lathers  | 17         | -              | -                    | -           | -             | 4          | 5          | 1          | -            | 4          | 3                | Plâtriers et latteurs   |
| Plumbers and pipe fitters   | 37         | 1              | 1                    | 1           | -             | 18         | 5          | 4          | 1            | 3          | 3                | Plombiers et tuyauteurs   |
| Structural iron workers   | 6          | -              | -                    | 1           | 1             | 2          | 1          | -          | -            | -          | 1                | Ouvriers de fer de construction   |
| Other construction occupations  | 9          | -              | -                    | 1           | -             | 3          | 4          | 1          | -            | -          | -                | Autres occupations - construction   |
| <b>Labourers:</b>   |            |                |                      |             |               |            |            |            |              |            |                  | <b>Journaliers:</b>   |
| Labourers (not agricultural, fishing, logging or mining)                  | 909        | 13             | 11                   | 54          | 69            | 427        | 194        | 49         | 33           | 30         | 29               | Manoeuvres (sauf l'agriculture, la pêche, l'abatage et les mines)         |
| Not in labour force   | 6,913      | 106            | 86                   | 284         | 392           | 2,352      | 1,587      | 632        | 418          | 406        | 650              | Hors de la main-d'oeuvre  |
| Unemployed  | 1,011      | 15             | 12                   | 35          | 51            | 356        | 257        | 65         | 34           | 44         | 142              | Chômeurs  |
| Students  | 1,035      | 30             | 16                   | 41          | 61            | 360        | 199        | 84         | 88           | 54         | 102              | Étudiants   |
| Homemakers  | 3,618      | 60             | 44                   | 184         | 213           | 1,424      | 723        | 314        | 223          | 155        | 278              | Maitresses de maison  |
| 13 years and under  | 985        | 1              | 7                    | 13          | 52            | 193        | 303        | 132        | 52           | 137        | 95               | 13 ans et moins   |
| Retired   | 264        | -              | 7                    | 11          | 15            | 19         | 105        | 37         | 21           | 16         | 33               | Rentiers  |
| <b>Not stated</b>   | <b>857</b> | <b>6</b>       | <b>8</b>             | <b>16</b>   | <b>24</b>     | <b>300</b> | <b>64</b>  | <b>220</b> | <b>-</b>     | <b>130</b> | <b>89</b>        | <b>Non déclaré</b>  |

1. Does not include "heat treaters, annealers, temperers" and "rolling mill men (n.e.s.)" of which frequencies were nil. - Ne comprend pas "traiteurs thermiques, reculseurs, trempers" ni "ouvriers de laminerie (n.s.a.) dont les fréquences sont nulles.

TABLE 37. Diagnoses of tuberculosis of respiratory system among admissions, 1951  
 TABLEAU 37. Diagnostics de la tuberculose de l'appareil respiratoire chez les tuberculeux admis, 1951

| Diagnosis   | Canada  | New-found-land | Prince Edward Island | Nova Scotia | New Brunswick    | Québec | Diagnostic  |
|---|---------|----------------|----------------------|-------------|------------------|--------|---|
|   | Ontario | Manitoba       | Saskatchewan         | Alberta     | British Columbia |        |   |
| Tuberculosis of respiratory system (001-008).....   | 14,572  | 292            | 145                  | 698         | 831              | 5,531  | Tuberculose de l'appareil respiratoire (001-008)  |
| Respiratory tuberculosis with mention of occupational disease of lung (001).                          | 15      | —              | —                    | —           | —                | 2      | Tuberculose de l'appareil respiratoire avec mention de maladie professionnelle du poumon (001).                               |
| Pulmonary tuberculosis (002):   |         |                |                      |             |                  |        | Tuberculose pulmonaire (002):   |
| Minimal (002.1) .....   | 3,067   | 25             | 31                   | 73          | 185              | 1,328  | Minime (002.1)  |
| Moderately advanced (002.2) .....   | 5,979   | 147            | 62                   | 284         | 351              | 2,429  | Modérément avancée (002.2)  |
| Far advanced (002.3) .....  | 4,263   | 112            | 36                   | 310         | 227              | 1,420  | Très avancée (002.3)  |
| Other and unspecified pulmonary (002.4).....  | 34      | 1              | 2                    | —           | 3                | 15     | Pulmonaire, autre et non spécifiée (002.4)  |
| Pleural tuberculosis (003):   |         |                |                      |             |                  |        | Tuberculose pleurale (003):   |
| Pleurisy with effusion (003.1) .....  | 429     | 4              | 7                    | 12          | 33               | 139    | Pleurésie avec épanchement (003.1)  |
| Pleurisy without effusion (003.2) .....   | 50      | —              | 1                    | 2           | 4                | 24     | Pleurésie sans épanchement (003.2)  |
| Primary tuberculosis (004).....   | 720     | 3              | 6                    | 17          | 24               | 171    | Primo-infection tuberculeuse (004)  |
| Tracheobronchial glandular tuberculosis (005) .....   | 12      | —              | —                    | —           | 4                | 1      | Adénopathie trachéo-bronchique tuberculeuse (005)   |
| Radiological evidence suggestive of active respiratory tuberculosis not classifiable elsewhere (006). | —       | —              | —                    | —           | —                | —      | Image radiologique laissant supposer une tuberculose active de l'appareil respiratoire ne pouvant être classée ailleurs (006) |
| Other respiratory tuberculosis (007).....   | 1       | —              | —                    | —           | —                | —      | Autres tuberculoses de l'appareil respiratoire (007)  |
| Tuberculosis, unspecified site (008) .....  | 2       | —              | —                    | —           | —                | 2      | Tuberculose de localisation non précisée (008)  |
|   | Ontario | Manitoba       | Saskatchewan         | Alberta     | British Columbia |        |   |
| Tuberculosis of respiratory system (001-008).....   | 3,504   | 1,225          | 526                  | 639         | 1,181            |        | Tuberculose de l'appareil respiratoire (001-008)  |
| Respiratory tuberculosis with mention of occupational disease of lung (001).                          | 9       | 1              | —                    | —           | 3                |        | Tuberculose de l'appareil respiratoire avec mention de maladie professionnelle du poumon (001)                                |
| Pulmonary tuberculosis (002):   |         |                |                      |             |                  |        | Tuberculose pulmonaire (002):   |
| Minimal (002.1).....  | 623     | 296            | 96                   | 107         | 303              |        | Minime (002.1)  |
| Moderately advanced (002.2) .....   | 1,455   | 398            | 180                  | 207         | 466              |        | Modérément avancée (002.2)  |
| Far advanced (002.3) .....  | 1,075   | 408            | 206                  | 204         | 265              |        | Très avancée (002.3)  |
| Other and unspecified pulmonary (002.4).....  | 7       | 3              | —                    | 3           | —                |        | Pulmonaire, autre et non spécifiée (002.4)  |
| Pleural tuberculosis (003):   |         |                |                      |             |                  |        | Tuberculose pleurale (003):   |
| Pleurisy with effusion (003.1) .....  | 105     | 51             | 24                   | 37          | 17               |        | Pleurésie avec épanchement (003.1)  |
| Pleurisy without effusion (003.2) .....   | 9       | 3              | 1                    | 1           | 5                |        | Pleurésie sans épanchement (003.2)  |
| Primary tuberculosis (004).....   | 220     | 64             | 14                   | 80          | 121              |        | Primo-infection tuberculeuse (004)  |
| Tracheobronchial glandular tuberculosis (005).....  | 1       | 1              | 4                    | —           | 1                |        | Adénopathie trachéo-bronchique tuberculeuse (005)   |
| Radiological evidence suggestive of active respiratory tuberculosis not classifiable elsewhere (006). | —       | —              | —                    | —           | —                |        | Image radiologique laissant supposer une tuberculose active de l'appareil respiratoire ne pouvant être classée ailleurs (006) |
| Other respiratory tuberculosis (007).....   | —       | —              | 1                    | —           | —                |        | Autres tuberculoses de l'appareil respiratoire (007)  |
| Tuberculosis, unspecified site (008) .....  | —       | —              | —                    | —           | —                |        | Tuberculose de localisation non précisée (008)  |



TABLE 38. Diagnoses of tuberculosis, other forms among admissions, 1951

| No. | Diagnosis  | Canada       | Newfound-land | Prince Edward Island | Nova Scotia | New Brunswick | Québec     |
|-----|--|--------------|---------------|----------------------|-------------|---------------|------------|
| 1   | <b>Tuberculosis, other forms (010-019)</b> .....                         | <b>1,076</b> | <b>2</b>      | <b>21</b>            | <b>7</b>    | <b>80</b>     | <b>165</b> |
| 2   | Tuberculosis of meninges and central nervous system (010).....           | 66           | 2             | 1                    | 1           | 8             | 16         |
| 3   | Tuberculosis of intestines, peritoneum, and mesenteric glands (011)..... | 86           | —             | 2                    | —           | 7             | 26         |
| 4   | Tuberculosis of bones and joints, active or unspecified (012).....       | 388          | —             | 7                    | 3           | 42            | 55         |
| 5   | Late effects of tuberculosis of bones and joints (013).....              | 40           | —             | 2                    | —           | 1             | 24         |
| 6   | Tuberculosis of skin and subcutaneous cellular tissue (014).....         | 18           | —             | —                    | 1           | 2             | 3          |
| 7   | Tuberculosis of lymphatic system (015).....                              | 224          | —             | 3                    | —           | 5             | 17         |
| 8   | Tuberculosis of genito-urinary system (016).....                         | 220          | —             | 6                    | 1           | 12            | 19         |
| 9   | Tuberculosis of adrenal glands (017).....                                | 3            | —             | —                    | —           | —             | —          |
| 10  | Tuberculosis of other organs (018).....                                  | 23           | —             | —                    | 1           | —             | 4          |
| 11  | Disseminated tuberculosis (019).....                                     | 8            | —             | —                    | —           | 3             | 1          |

TABLE 39. Undiagnosed and non-tuberculous admissions by diagnosis on admission, 1951

| No. | Diagnosis   | Canada       | Newfound-land | Prince Edward Island | Nova Scotia | New Brunswick | Quebec     |
|-----|---|--------------|---------------|----------------------|-------------|---------------|------------|
| 1   | <b>Total</b> .....  | <b>1,264</b> | <b>—</b>      | <b>13</b>            | <b>55</b>   | <b>103</b>    | <b>567</b> |
| 2   | Undiagnosed.....  | 636          | —             | 2                    | 43          | 41            | 349        |
| 3   | Non-tuberculous disease (NOS).....  | 95           | —             | 1                    | 4           | 3             | 76         |
| 4   | Total specified non-tuberculous diseases.....   | 533          | —             | 10                   | 8           | 59            | 142        |
| 5   | Gonococcal infection.....   | 1            | —             | —                    | —           | —             | —          |
| 6   | Brucellosis (undulant fever).....   | 2            | —             | —                    | —           | —             | 1          |
| 7   | Dysentery, all forms.....   | 1            | —             | —                    | —           | —             | —          |
| 8   | Septicaemia and pyaemia.....  | 3            | —             | —                    | —           | —             | —          |
| 9   | Acute poliomyelitis.....  | 1            | —             | —                    | —           | —             | —          |
| 10  | Infectious hepatitis.....   | 1            | —             | —                    | —           | 1             | —          |
| 11  | Hydatid disease.....  | 1            | —             | —                    | —           | —             | —          |
| 12  | All other diseases classified as infective and parasitic.....                           | 10           | —             | —                    | 1           | 1             | 1          |
| 13  | Malignant neoplasm of trachea, and of bronchus and lung not specified as secondary..... | 38           | —             | 1                    | 2           | 2             | 7          |
| 14  | Malignant neoplasm of breast.....   | 1            | —             | —                    | —           | —             | 1          |
| 15  | Malignant neoplasm of skin.....   | 1            | —             | —                    | —           | —             | —          |
| 16  | Malignant neoplasm of bone and connective tissue.....                                   | 1            | —             | —                    | —           | —             | 1          |
| 17  | Malignant neoplasm of all other and unspecified sites.....                              | 3            | —             | —                    | —           | —             | 1          |
| 18  | Lymphosarcoma and other neoplasms of lymphatic and haematopoietic system.....           | 1            | —             | —                    | —           | —             | —          |
| 19  | Benign neoplasms and neoplasms of unspecified nature.....                               | 4            | —             | —                    | —           | —             | 1          |
| 20  | Nontoxic goiter.....  | 1            | —             | —                    | —           | —             | —          |
| 21  | Thyrotoxicosis with or without goiter.....  | 1            | —             | —                    | —           | —             | —          |
| 22  | Anaemias.....   | 2            | —             | —                    | —           | 1             | 1          |
| 23  | Allergic disorders; all other endocrine, metabolic and blood diseases.....              | 15           | —             | —                    | —           | —             | 9          |
| 24  | Psychoneuroses and disorders of personality.....  | 1            | —             | —                    | —           | —             | —          |
| 25  | Nonmeningococcal meningitis.....  | 2            | —             | —                    | —           | —             | 1          |
| 26  | Multiple sclerosis.....   | 1            | —             | —                    | —           | 1             | —          |
| 27  | Otitis media and mastoiditis.....   | 1            | —             | —                    | —           | —             | —          |
| 28  | All other diseases of the nervous system and sense organs.....                          | 2            | —             | —                    | —           | 1             | —          |
| 29  | Rheumatic fever.....  | 5            | —             | —                    | —           | 1             | 2          |
| 30  | Arteriosclerotic and degenerative heart disease.....                                    | 9            | —             | —                    | —           | 3             | 3          |
| 31  | Other diseases of heart.....  | 4            | —             | —                    | —           | 2             | —          |
| 32  | Hypertension with heart disease.....  | 5            | —             | —                    | —           | —             | —          |
| 33  | Hypertension without mention of heart.....  | 7            | —             | —                    | —           | —             | 1          |
| 34  | Diseases of arteries.....   | 1            | —             | —                    | —           | —             | —          |
| 35  | Other diseases of circulatory system.....   | 10           | —             | —                    | —           | 2             | 2          |
| 36  | Acute upper respiratory infections.....   | 2            | —             | —                    | —           | —             | 1          |
| 37  | Influenza.....  | 8            | —             | —                    | —           | 5             | 3          |
| 38  | Lobar pneumonia.....  | 7            | —             | 1                    | —           | —             | 2          |
| 39  | Bronchopneumonia.....   | 12           | —             | 1                    | —           | —             | —          |
| 40  | Primary atypical, other and unspecified pneumonia.....                                  | 44           | —             | —                    | 1           | 1             | 8          |
| 41  | Acute bronchitis.....   | 18           | —             | —                    | —           | 2             | 1          |
| 42  | Bronchitis, chronic and unqualified.....  | 48           | —             | 2                    | —           | 5             | 25         |
| 43  | Hypertrophy of tonsils and adenoids.....  | 1            | —             | —                    | —           | —             | —          |
| 44  | Empyema and abscess of lung.....  | 40           | —             | 1                    | —           | 5             | 18         |
| 45  | Pleurisy.....   | 31           | —             | —                    | 1           | 4             | 11         |
| 46  | All other respiratory diseases.....   | 118          | —             | 3                    | 3           | 11            | 27         |
| 47  | Ulcer of stomach.....   | 1            | —             | —                    | —           | —             | —          |
| 48  | Ulcer of duodenum.....  | 1            | —             | —                    | —           | —             | —          |
| 49  | Appendicitis.....   | 1            | —             | —                    | —           | —             | —          |
| 50  | Intestinal obstruction and hernia.....  | 1            | —             | —                    | —           | —             | —          |
| 51  | Cirrhosis of liver.....   | 1            | —             | —                    | —           | —             | —          |
| 52  | Other diseases of digestive system.....   | 4            | —             | —                    | —           | 4             | —          |
| 53  | Acute nephritis.....  | 1            | —             | —                    | —           | —             | 1          |
| 54  | Chronic, other and unspecified nephritis.....   | 1            | —             | —                    | —           | —             | 1          |
| 55  | Infections of kidney.....   | 1            | —             | —                    | —           | —             | —          |
| 56  | Calculi of urinary system.....  | 2            | —             | —                    | —           | —             | —          |
| 57  | Hyperplasia of prostate.....  | 1            | —             | —                    | —           | —             | —          |
| 58  | Other diseases of genito-urinary system.....  | 7            | —             | —                    | —           | —             | 1          |
| 59  | Arthritis and spondylitis.....  | 6            | —             | —                    | —           | 2             | —          |
| 60  | Osteomyelitis and periostitis.....  | 3            | —             | 1                    | —           | 1             | —          |
| 61  | All other diseases of skin and musculoskeletal system.....                              | 8            | —             | —                    | —           | 2             | 2          |
| 62  | Congenital malformations of circulatory system.....                                     | 3            | —             | —                    | —           | 1             | 1          |
| 63  | All other congenital malformations.....   | 18           | —             | —                    | —           | —             | 7          |
| 64  | Postnatal asphyxia and atelectasis.....   | 1            | —             | —                    | —           | —             | —          |
| 65  | All other defined diseases of early infancy.....  | 1            | —             | —                    | —           | 1             | —          |
| 66  | Ill-defined and unknown causes of morbidity and mortality.....                          | 1            | —             | —                    | —           | —             | —          |
| 67  | Other transport accidents.....  | 2            | —             | —                    | —           | —             | 1          |
| 68  | Accidental poisoning.....   | 3            | —             | —                    | —           | —             | —          |

TABLEAU 38. Diagnostics des autres formes de tuberculose chez les tuberculeux admis, 1951

| Ontario | Manitoba | Saskatchewan | Alberta | British Columbia | Diagnostic   | No |
|---------|----------|--------------|---------|------------------|--|----|
| 264     | 140      | 178          | 166     | 53               | <b>Autres formes de tuberculose (010-019)</b> .....                                | 1  |
| 13      | 3        | 4            | 15      | 3                | Tuberculose des méninges et du système nerveux central (010) .....                 | 2  |
| 19      | 19       | 5            | 7       | 1                | Tuberculose de l'intestin, du péritoine et des ganglions mésentériques (011) ..... | 3  |
| 72      | 60       | 81           | 56      | 12               | Tuberculose osseuse et articulaire, active ou non précisée (012) .....             | 4  |
| 2       | 2        | 2            | 8       | 1                | Séqueilles de la tuberculose osseuse et articulaire (013) .....                    | 5  |
| 3       | 2        | —            | 6       | 1                | Tuberculose de la peau et du tissu cellulaire sous-cutané (014) .....              | 6  |
| 76      | 27       | 43           | 28      | 27               | Tuberculose du système lymphatique (015) .....                                     | 7  |
| 71      | 24       | 41           | 43      | 3                | Tuberculose de l'appareil génito-urinaire (016) .....                              | 8  |
| —       | 1        | —            | 2       | —                | Tuberculose des glandes surrénales (017) .....                                     | 9  |
| 7       | 1        | 2            | 5       | 3                | Tuberculose d'autres organes (018) .....   | 10 |
| 1       | 1        | —            | —       | 2                | Tuberculose à foyers multiples (019) .....   | 11 |

TABLEAU 39. Non diagnostiqués et cas non tuberculeux selon le diagnostic à l'admission, 1951

| Ontario | Manitoba | Saskatchewan | Alberta | British Columbia | Diagnostic   | No |
|---------|----------|--------------|---------|------------------|--|----|
| 221     | 206      | 44           | 46      | 9                | <b>Total</b> .....   | 1  |
| 67      | 94       | 19           | 12      | 9                | Aucun diagnostic .....   | 2  |
| 9       | 1        | —            | 1       | —                | Maladie non tuberculeuse (SAL) .....   | 3  |
| 145     | 111      | 25           | 33      | —                | Total — maladies non tuberculeuses précisées .....   | 4  |
| —       | 1        | —            | —       | —                | Infection gonococcique .....   | 5  |
| 1       | —        | —            | —       | —                | Brucellose (fièvre ondulante) .....  | 6  |
| —       | 3        | 1            | —       | —                | Dysenterie, toutes formes .....  | 7  |
| —       | 1        | —            | —       | —                | Septicémie et pyodémie .....   | 8  |
| —       | —        | —            | —       | —                | Poliomyélite antérieure aiguë .....  | 9  |
| —       | 1        | —            | —       | —                | Hépatite infectieuse .....   | 10 |
| 3       | 1        | —            | 3       | —                | Echinococcose .....  | 11 |
| 19      | 8        | —            | 1       | —                | Toutes autres maladies classées comme maladies infectieuses et parasitaires .....                            | 12 |
| —       | —        | —            | —       | —                | Tumeur maligne de la trachée; tumeur maligne des bronches et du poumon, non spécifiée comme secondaire ..... | 13 |
| —       | —        | —            | —       | —                | Tumeur maligne du sein .....   | 14 |
| —       | —        | 1            | —       | —                | Tumeur maligne de la peau .....  | 15 |
| —       | —        | —            | —       | —                | Tumeur maligne des os et du tissu conjonctif .....   | 16 |
| 1       | —        | 1            | —       | —                | Tumeur maligne de tous autres sièges non spécifiés .....   | 17 |
| 1       | —        | —            | —       | —                | Lymphosarcome et autres tumeurs des tissus lymphatiques et hématopoïétiques .....                            | 18 |
| —       | 2        | 1            | —       | —                | Tumeurs bénignes et tumeurs de nature non spécifiée .....  | 19 |
| 1       | —        | —            | —       | —                | Goitre non toxique .....   | 20 |
| —       | 1        | —            | —       | —                | Thyréotoxicose avec ou sans goitre .....   | 21 |
| 3       | 2        | 1            | —       | —                | Anémies .....  | 22 |
| —       | —        | —            | —       | —                | Maladies allergiques; toutes autres maladies des glandes endocrines, du métabolisme et du sang .....         | 23 |
| 1       | —        | —            | —       | —                | Psychonévroses et troubles de la personnalité .....  | 24 |
| 1       | —        | —            | —       | —                | Méningite non méningococcique .....  | 25 |
| —       | —        | —            | —       | —                | Sclérose multiple (sclérose en plaques) .....  | 26 |
| —       | 1        | —            | —       | —                | Otite moyenne et mastoïdite .....  | 27 |
| —       | 1        | —            | —       | —                | Toutes autres maladies du système nerveux et des organes des sens .....                                      | 28 |
| —       | 1        | —            | 1       | —                | Rhumatisme articulaire aigu .....  | 29 |
| 3       | —        | —            | —       | —                | Artériosclérose des coronaires et myocardite dégénérative .....  | 30 |
| 1       | 2        | 1            | —       | —                | Autres maladies du coeur .....   | 31 |
| —       | 3        | —            | —       | —                | Hypertension avec maladie du coeur .....   | 32 |
| 1       | 4        | —            | 1       | —                | Hypertension sans mention du coeur .....   | 33 |
| 2       | —        | —            | —       | —                | Maladies des artères .....   | 34 |
| 1       | 2        | —            | 2       | —                | Autres maladies de l'appareil circulatoire .....   | 35 |
| —       | —        | —            | 1       | —                | Infections aiguës des voies respiratoires supérieures .....  | 36 |
| —       | —        | —            | —       | —                | Grippe .....   | 37 |
| 1       | 1        | 2            | —       | —                | Pneumonie lobaire .....  | 38 |
| 4       | 6        | —            | —       | —                | Broncho-pneumonie .....  | 39 |
| 26      | 3        | 5            | 1       | —                | Pneumonie primitive atypique, et pneumonies autres ou non spécifiées .....                                   | 40 |
| —       | 13       | 1            | 1       | —                | Bronchite aiguë .....  | 41 |
| 13      | 3        | —            | —       | —                | Bronchite chronique ou sans précisions .....   | 42 |
| 1       | —        | —            | —       | —                | Hypertrophie des amygdales et des végétations adénoïdes .....  | 43 |
| 7       | 8        | 1            | —       | —                | Pleurésie purulente et abcès du poumon .....   | 44 |
| 9       | 2        | —            | 4       | —                | Autres pleurésies .....  | 45 |
| 35      | 24       | 6            | 9       | —                | Toutes autres maladies de l'appareil respiratoire .....  | 46 |
| 1       | —        | —            | —       | —                | Ulcère de l'estomac .....  | 47 |
| 1       | —        | —            | —       | —                | Ulcère du duodénum .....   | 48 |
| —       | 1        | —            | —       | —                | Appendicite .....  | 49 |
| —       | 1        | —            | —       | —                | Occlusion intestinale et hernie .....  | 50 |
| —       | 1        | —            | —       | —                | Cirrhose du foie .....   | 51 |
| —       | —        | —            | —       | —                | Autres maladies de l'appareil digestif .....   | 52 |
| —       | —        | —            | —       | —                | Néphrite aiguë .....   | 53 |
| 1       | —        | —            | —       | —                | Autres formes de néphrite, et néphrite sans précisions .....   | 54 |
| —       | 1        | —            | —       | —                | Infections pyélo-rénales .....   | 55 |
| —       | 1        | 1            | —       | —                | Calculs de l'appareil urinaire .....   | 56 |
| —       | —        | —            | —       | —                | Hypertrophie de la prostate .....  | 57 |
| 3       | —        | 1            | 2       | —                | Autres maladies de l'appareil génito-urinaire .....  | 58 |
| —       | —        | —            | 4       | —                | Arthrite et spondylite .....   | 59 |
| —       | —        | —            | 1       | —                | Ostéomyélite et périostite .....   | 60 |
| —       | 2        | 1            | 1       | —                | Toutes autres maladies de la peau et de l'appareil ostéo-musculaire .....                                    | 61 |
| 1       | —        | —            | —       | —                | Malformations congénitales de l'appareil circulatoire .....  | 62 |
| 2       | 8        | 1            | —       | —                | Toutes autres malformations congénitales .....   | 63 |
| —       | 1        | —            | —       | —                | Asphyxie et atelectasie post-natales .....   | 64 |
| —       | —        | —            | —       | —                | Toutes autres maladies définies de la première enfance .....   | 65 |
| 1       | —        | —            | —       | —                | Causes mal définies ou inconnues de morbidité ou de mortalité .....  | 66 |
| —       | —        | —            | 1       | —                | Autres accidents du transport .....  | 67 |
| —       | 3        | —            | —       | —                | Empoisonnements accidentels .....  | 68 |



## Movement of patients: separations

Separations in 1951 numbered 16,796 for Canada. The total for the nine older provinces, at 16,538, was 5.9 per cent higher than the corresponding 1950 figure of 15,622. Tuberculous separations numbered 15,604 in 1951 or, excluding Newfoundland, 15,347, the latter figure being 6.9 per cent more than the 14,360 reported in 1950.

The average stay of tuberculous separations and of pulmonary separations in each of the three degrees of advancement continued the general advances noted in the 1950 report. The total tuberculosis average was relatively steady, moving from 333.4 days in 1950 to 334.6 days in 1951. The minimal pulmonary mean stay, at 272.2 in 1951, was virtually unchanged, having registered an increase of only 0.1 day over the average for the preceding year. Moderately advanced pulmonary separations in 1951 had an average stay of 337.4 days, an increase over the 1950 average of 326.4, and a reversal of the slight decline noted here in 1950. This statistic in 1951 continued the pattern of alternate increases and decreases which it has followed annually since 1941. The mean stay of far advanced pulmonary cases who died or were discharged in 1951 was 402.7 days, an increase from the 391.8 reported for 1950, 382.6 for 1949, and 345.8 for 1948. The 1951 figure was the longest period yet reported for this diagnosis, the previous record of 397.7 having been established in 1944.

It should be observed that these figures represent arithmetic means of reported days' stays—that is to say, the aggregate days' stay of separated patients divided by their number—and this average is known to be biased upward by the presence of a relatively few long-stay patients. A more representative statistic for this purpose is the median stay. The medians are considerably lower than the arithmetic means in all diagnoses, as shown in Table 40. It will be observed that whereas primary tuberculosis separations had the longest median stay and far advanced pulmonary separations the second longest, their positions are reversed when the averages are shown as arithmetic means. Similarly, while moderately advanced pulmonary separations showed the third longest and total respiratory the fourth longest median stays, the reverse was true of their mean stays. Among non-tuberculous separations, the mean was almost double the median.

## Mouvement des malades: séparations

Les séparations se chiffrent en 1951 par 16,796 pour le Canada. Le total de 16,538 pour les neuf anciennes provinces est de 5.9 p. 100 plus élevé que le chiffre correspondant de 15,622 en 1950. Les séparations de tuberculeux en 1951 sont de 15,604, ou 15,347 sans Terre-Neuve, ce dernier chiffre étant de 6.9 p. 100 plus élevé que celui de 14,360 en 1950.

Le séjour moyen des tuberculeux et des pulmonaires sortis à chacun des trois degrés de la maladie continue d'augmenter en général ainsi qu'on l'avait observé dans le rapport de 1950. La moyenne totale pour les tuberculeux est assez régulière, passant de 333.4 jours en 1950 à 334.6 en 1951. Le séjour moyen des pulmonaires minimes, (272.2 jours en 1951), demeure à peu près le même et n'augmente que de 0.1 jour sur la moyenne de l'année précédente. Les pulmonaires modérément avancés et sortis en 1951 ont eu un séjour moyen de 337.4 jours, augmentation sur la moyenne de 326.4 en 1950 et l'inverse de la légère diminution notée en 1950. Cette statistique de 1951 continue l'alternance d'augmentations et de diminutions observée chaque année depuis 1941. Le séjour moyen des pulmonaires très avancés qui sont décédés ou ont été renvoyés en 1951 est de 402.7 jours, augmentation sur les 391.8 en 1950, 382.6 en 1949 et 345.8 en 1948. Le chiffre de 1951 représente le séjour le plus long encore déclaré pour ce diagnostic, l'autre ayant été celui de 397.7 en 1944.

On observera que ces chiffres représentent les moyennes arithmétiques des séjours (en jours) déclarés: c'est-à-dire: le séjour global en jours des malades sortis, divisé par leur nombre. On sait que cette moyenne comporte un écart systématique par excès en raison de la présence d'un nombre relativement peu élevé de malades dont le séjour est prolongé. Le chiffre le plus représentatif à cette fin est celui du séjour médian. Les médianes sont sensiblement plus basses que les moyennes arithmétiques pour tous les diagnostics, comme l'indique le tableau 40. On observera en outre que, si le séjour médian des tuberculeux primaires sortis, suivis des pulmonaires très avancés, est le plus long, l'ordre est renversé lorsque les chiffres sont donnés en moyennes arithmétiques. De même, alors que les séparations de pulmonaires modérément avancés viennent au troisième rang par le séjour médian et que tous les malades du système respiratoire viennent au quatrième, le contraire se produit lorsqu'il s'agit du séjour moyen. Chez les non-tuberculeux sortis, le séjour moyen est presque le double du séjour médian.

TABLE 40. Median and Mean Hospital Stay of Separations by Admission Diagnosis, 1951  
TABLEAU 40. Séjour médian et moyen à l'hôpital des malades sortis, par diagnostic d'admission, 1951

| Diagnosis                             | Median<br>—<br>Médian | Mean<br>—<br>Moyen | Diagnostic                                |
|---------------------------------------|-----------------------|--------------------|---|
| All diagnoses .....                   | 208.4                 | 315.3              | Tous les diagnostics                      |
| Tuberculosis .....                    | 233.5                 | 334.6              | Tuberculose                               |
| Tuberculosis, respiratory .....       | 240.8                 | 340.0              | Tuberculose respiratoire                  |
| Minimal Pulmonary .....               | 204.4                 | 272.2              | Pulmonaire minime                         |
| Moderately advanced Pulmonary .....   | 250.4                 | 337.7              | Pulmonaire modérément avancée             |
| Far Advanced Pulmonary .....          | 266.8                 | 402.7              | Pulmonaire très avancée                   |
| Other and unspecified pulmonary ..... | 156.0                 | 193.0              | Pulmonaire autre et non spécifiée         |
| Pleurisy with Effusion .....          | 180.5                 | 244.1              | Pleurésie avec épanchement                |
| Pleurisy without Effusion .....       | 141.6                 | 239.3              | Pleurésie sans épanchement                |
| Primary infection .....               | 286.5                 | 376.5              | Infection primaire                        |
| Other respiratory tuberculosis .....  | 164.5                 | 189.0              | Autre tuberculose du système respiratoire |
| Tuberculosis, other forms .....       | 146.1                 | 259.5              | Autres formes de tuberculose              |
| Non-tuberculous .....                 | 29.7                  | 59.1               | Non tuberculeux                           |
| Births .....                          | 21.6                  | 27.1               | Naissances                                |
| Undiagnosed .....                     | 61.1                  | 71.5               | Non diagnostiqués                         |

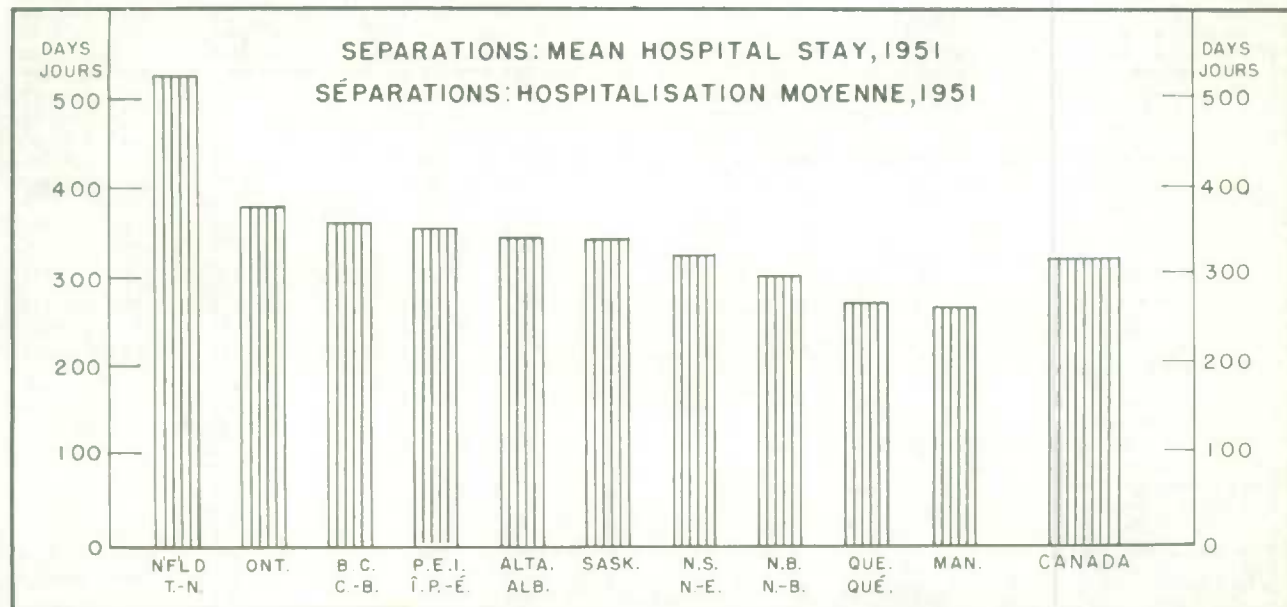


As shown in Figure 5, the average stay of separations by province was longest in Newfoundland at 526.4 days and shortest in Manitoba at 258.5 days. The exaggerating effect of the arithmetic mean applies here also, but it affects all provinces and does not invalidate the comparison.

Comme l'indique le graphique 5, le séjour moyen des malades sortis, par province, est le plus long à Terre-Neuve, soit 526.4 jours, et le moins long au Manitoba ou 258.5 jours. L'effet d'exagération de la moyenne arithmétique s'applique également ici, mais touche toutes les provinces et n'influe en rien la comparaison.

FIGURE - 5

GRAPHIQUE - 5



Actual frequencies of separations are shown by length of stay, diagnosis on admission, and province in Table 41 and by institution in Table 42. Mean stay has been computed wherever the frequency was 10 or more. In Canada and six provinces, far advanced pulmonary tuberculosis showed the longest computed mean stay. It was exceeded in Newfoundland by the mean for moderately advanced pulmonary, in New Brunswick by pleurisy with effusion, and in Saskatchewan and British Columbia by primary tuberculosis. The New Brunswick exception would be eliminated if medians were computed instead of means.

Les fréquences réelles des séparations sont données d'après le séjour, le diagnostic d'admission et par province, au tableau 41, et par institution au tableau 42. Le séjour moyen a été calculé chaque fois que la fréquence était de 10 ou plus. Au Canada et dans six provinces, le séjour moyen le plus long est celui des pulmonaires très avancés; il est dépassé à Terre-Neuve par celui des pulmonaires modérément avancés, au Nouveau-Brunswick par celui des pleurétiques avec épanchement et, en Saskatchewan et en Colombie-Britannique, par celui des tuberculeux primaires. L'exception du Nouveau-Brunswick serait éliminée s'il s'agissait des médianes plutôt que des moyennes.

The condition on separation of persons diagnosed on admission as tuberculous is shown for Canada and provinces in Table 43. Among patients diagnosed as having minimal, moderately advanced or far advanced pulmonary tuberculosis on admission, most of the trends in the percentage frequency of the various separation conditions described in the 1950 report continued in 1951. The percentage, excluding transfers, described as arrested or apparently arrested increased from 24.1 in 1950 to 27.5 in 1951—a new record. "Quiescent" decreased from 31.4 to 28.7, this being the only trend-reversal. Improved cases, which in 1950 accounted for 20.8 per cent of these separations, moved up to 21.1 per cent in 1951, but this was still below the 21.4 per cent recorded in 1949 and considerably lower than the maximum 25.6 noted in 1942. The total of the aforementioned conditions accounted for 77.3 per cent of direct pulmonary separations in 1951, up from 76.3 the preceding year and the highest percentage yet reported. "Unimproved" and "Died" continued their declines, dropping over the 1950-51 period from 10.5 to 10.2 per cent and from 12.9 to 12.3 per cent respectively. The decline in the total percentage of direct pulmonary separations accounted for by these descriptions has been continuous since 1942, and has established new minima each year from 1946 onwards. Provincially, the percentage of all tuberculous separations, excluding transfers, who died varied from 14.4 in Newfoundland to 6.6 in Prince Edward Island. The three older maritime provinces and Alberta each had less than 10 per cent, and in none of the five remaining provinces did deaths exceed 11.9 per cent of direct separations.

Le tableau 43 donne, pour le Canada et les provinces, l'état, à la sortie, des personnes diagnostiquées tuberculeuses à l'admission. Chez les malades diagnostiqués tuberculeux pulmonaires minimes, modérément avancés ou très avancés à l'admission, la fréquence proportionnelle des divers états à la sortie conserve en 1951 la plupart des tendances observées dans le rapport de 1950. Le pourcentage, sans les transferts, de cas arrêtés ou apparemment arrêtés augmente de 24.1 en 1950 à 27.5 en 1951, chiffre sans précédent. Les "quiescents" ou dormants diminuent de 31.4 à 28.7 et représentent l'unique renversement de tendance. Les cas améliorés, qui comptaient 20.8 p. 100 des séparations en 1950, s'élèvent à 21.1 p. 100 en 1951, chiffre encore plus bas que celui de 21.4 p. 100 en 1949 et beaucoup plus bas que le maximum de 25.6 observé en 1942. Le total pour les états déjà mentionnés compte 77.3 p. 100 des séparations directes de pulmonaires en 1951; il dépasse les 76.3 de l'année précédente et constitue le plus fort pourcentage encore déclaré. Les "non améliorés" et les "décédés" continuent de diminuer, soit respectivement de 10.5 à 10.2 p. 100 et de 12.9 à 12.3 p. 100 durant la période 1950-1951. La diminution du pourcentage total des séparations directes de tuberculeux pulmonaires de ces deux catégories a été constante depuis 1942, ce pourcentage touchant un nouveau minimum chaque année depuis 1946. Le pourcentage provincial de toutes les séparations de tuberculeux qui sont décédés, sans compter les transferts, varie de 14.4 à Terre-Neuve à 6.6 dans l'Île-du-Prince-Édouard. Les trois anciennes provinces maritimes et l'Alberta en comptent chacune moins de 10 p. 100 et les décès ne représentent plus de 11.9 p. 100 des séparations directes dans aucune des cinq autres provinces.

TABLE 41. Separations - admission diagnosis by length of treatment, 1951

| No. | Admission diagnosis   | Total         | Days - Jours |              |              |              |              |
|-----|---|---------------|--------------|--------------|--------------|--------------|--------------|
|     |   |               | 1-30         | 31-91        | 92-182       | 183-364      | 365-729      |
| 1   | <b>CANADA</b> .....   | <b>16,796</b> | <b>2,395</b> | <b>2,669</b> | <b>2,776</b> | <b>3,847</b> | <b>3,486</b> |
| 2   | Tuberculosis of the respiratory system (001-008) .....        | 14,542        | 1,607        | 2,090        | 2,420        | 3,579        | 3,322        |
| 3   | Minimal (002.1) .....   | 3,123         | 355          | 522          | 577          | 875          | 611          |
| 4   | Moderately advanced (002.2) .....                             | 5,952         | 565          | 827          | 1,031        | 1,471        | 1,490        |
| 5   | Far advanced (002.3) .....                                    | 4,192         | 539          | 538          | 604          | 891          | 967          |
| 6   | Other and unspecified pulmonary (002.4) .....                 | 57            | 10           | 9            | 14           | 15           | 8            |
| 7   | Pleurisy with effusion (003.1) .....                          | 442           | 52           | 80           | 91           | 140          | 56           |
| 8   | Pleurisy without effusion (003.2) .....                       | 47            | 9            | 10           | 9            | 10           | 6            |
| 9   | Primary tuberculosis (004) .....                              | 685           | 74           | 95           | 81           | 162          | 180          |
| 10  | Other tuberculosis of the respiratory system (001, 5-8) ..... | 44            | 3            | 9            | 13           | 15           | 4            |
| 11  | Tuberculosis, other forms (010-019) .....                     | 1,062         | 188          | 212          | 217          | 202          | 151          |
| 12  | Non-tuberculous diseases .....                                | 665           | 336          | 212          | 77           | 32           | 6            |
| 13  | Births .....  | 35            | 25           | 7            | 2            | 1            | -            |
| 14  | No diagnosis .....  | 492           | 239          | 148          | 60           | 33           | 7            |
| 15  | <b>Newfoundland</b> .....                                     | <b>258</b>    | <b>14</b>    | <b>6</b>     | <b>10</b>    | <b>60</b>    | <b>118</b>   |
| 16  | Tuberculosis of the respiratory system .....                  | 256           | 14           | 6            | 10           | 59           | 117          |
| 17  | Minimal .....   | 26            | -            | 1            | 1            | 17           | 7            |
| 18  | Moderately advanced .....                                     | 120           | 5            | -            | 2            | 25           | 59           |
| 19  | Far advanced .....  | 107           | 8            | 5            | 6            | 16           | 51           |
| 20  | Other and unspecified pulmonary .....                         | -             | -            | -            | -            | -            | -            |
| 21  | Pleurisy with effusion .....                                  | 1             | -            | -            | -            | 1            | -            |
| 22  | Pleurisy without effusion .....                               | -             | -            | -            | -            | -            | -            |
| 23  | Primary tuberculosis .....                                    | 2             | 1            | -            | 1            | -            | -            |
| 24  | Other tuberculosis of the respiratory system .....            | -             | -            | -            | -            | -            | -            |
| 25  | Tuberculosis, other forms .....                               | 1             | -            | -            | -            | 1            | -            |
| 26  | Non-tuberculous diseases .....                                | -             | -            | -            | -            | -            | -            |
| 27  | Births .....  | -             | -            | -            | -            | -            | -            |
| 28  | No diagnosis .....  | 1             | -            | -            | -            | -            | 1            |
| 29  | <b>Prince Edward Island</b> .....                             | <b>178</b>    | <b>18</b>    | <b>21</b>    | <b>37</b>    | <b>43</b>    | <b>38</b>    |
| 30  | Tuberculosis of the respiratory system .....                  | 152           | 7            | 15           | 32           | 40           | 38           |
| 31  | Minimal .....   | 22            | -            | 3            | 5            | 9            | 4            |
| 32  | Moderately advanced .....                                     | 71            | 3            | 4            | 13           | 19           | 23           |
| 33  | Far advanced .....  | 39            | 3            | 3            | 7            | 7            | 9            |
| 34  | Other and unspecified pulmonary .....                         | 2             | 1            | 1            | -            | -            | -            |
| 35  | Pleurisy with effusion .....                                  | 7             | -            | -            | 4            | 2            | 1            |
| 36  | Pleurisy without effusion .....                               | 4             | -            | 1            | 1            | 2            | -            |
| 37  | Primary tuberculosis .....                                    | 7             | -            | 3            | 2            | 1            | 1            |
| 38  | Other tuberculosis of the respiratory system .....            | -             | -            | -            | -            | -            | -            |
| 39  | Tuberculosis, other forms .....                               | 14            | 3            | 2            | 5            | 3            | -            |
| 40  | Non-tuberculous diseases .....                                | 10            | 7            | 3            | -            | -            | -            |
| 41  | Births .....  | -             | -            | -            | -            | -            | -            |
| 42  | No diagnosis .....  | 2             | 1            | 1            | -            | -            | -            |
| 43  | <b>Nova Scotia</b> .....                                      | <b>721</b>    | <b>80</b>    | <b>126</b>   | <b>132</b>   | <b>164</b>   | <b>145</b>   |
| 44  | Tuberculosis of the respiratory system .....                  | 674           | 62           | 113          | 122          | 162          | 141          |
| 45  | Minimal .....   | 75            | 12           | 14           | 16           | 18           | 11           |
| 46  | Moderately advanced .....                                     | 284           | 23           | 38           | 51           | 83           | 59           |
| 47  | Far advanced .....  | 288           | 21           | 57           | 50           | 53           | 67           |
| 48  | Other and unspecified pulmonary .....                         | 2             | -            | -            | -            | -            | 2            |
| 49  | Pleurisy with effusion .....                                  | 8             | 1            | 2            | 2            | 2            | 1            |
| 50  | Pleurisy without effusion .....                               | 2             | 1            | -            | -            | 1            | -            |
| 51  | Primary tuberculosis .....                                    | 15            | 4            | 2            | 3            | 5            | 1            |
| 52  | Other tuberculosis of the respiratory system .....            | -             | -            | -            | -            | -            | -            |
| 53  | Tuberculosis, other forms .....                               | 8             | 2            | 2            | 1            | 2            | 1            |
| 54  | Non-tuberculous diseases .....                                | 13            | 6            | 4            | 3            | -            | -            |
| 55  | Births .....  | -             | -            | -            | -            | -            | -            |
| 56  | No diagnosis .....  | 26            | 10           | 7            | 6            | -            | 3            |
| 57  | <b>New Brunswick</b> .....                                    | <b>980</b>    | <b>152</b>   | <b>153</b>   | <b>172</b>   | <b>227</b>   | <b>195</b>   |
| 58  | Tuberculosis of the respiratory system .....                  | 780           | 86           | 114          | 148          | 196          | 166          |
| 59  | Minimal .....   | 158           | 25           | 23           | 37           | 38           | 25           |
| 60  | Moderately advanced .....                                     | 344           | 36           | 48           | 55           | 87           | 87           |
| 61  | Far advanced .....  | 204           | 21           | 31           | 43           | 45           | 40           |
| 62  | Other and unspecified pulmonary .....                         | 4             | 1            | -            | -            | 3            | -            |
| 63  | Pleurisy with effusion .....                                  | 42            | 2            | 9            | 4            | 15           | 7            |
| 64  | Pleurisy without effusion .....                               | 2             | -            | -            | 1            | 1            | -            |
| 65  | Primary tuberculosis .....                                    | 21            | 1            | 3            | 5            | 5            | 7            |
| 66  | Other tuberculosis of the respiratory system .....            | 5             | -            | -            | 3            | 2            | -            |
| 67  | Tuberculosis, other forms .....                               | 105           | 10           | 15           | 20           | 21           | 28           |
| 68  | Non-tuberculous diseases .....                                | 64            | 39           | 16           | 2            | 6            | 1            |
| 69  | Births .....  | -             | -            | -            | -            | -            | -            |
| 70  | No diagnosis .....  | 31            | 17           | 8            | 2            | 4            | -            |
| 71  | <b>Quebec</b> .....   | <b>6,107</b>  | <b>816</b>   | <b>1,188</b> | <b>1,104</b> | <b>1,468</b> | <b>1,138</b> |
| 72  | Tuberculosis of the respiratory system .....                  | 5,415         | 563          | 961          | 998          | 1,402        | 1,117        |
| 73  | Minimal .....   | 1,375         | 132          | 278          | 256          | 386          | 256          |
| 74  | Moderately advanced .....                                     | 2,397         | 212          | 411          | 459          | 603          | 554          |
| 75  | Far advanced .....  | 1,319         | 161          | 202          | 215          | 336          | 273          |
| 76  | Other and unspecified pulmonary .....                         | 24            | 5            | 4            | 8            | 6            | 1            |
| 77  | Pleurisy with effusion .....                                  | 127           | 17           | 26           | 33           | 34           | 11           |
| 78  | Pleurisy without effusion .....                               | 20            | 4            | 5            | 5            | 2            | 1            |
| 79  | Primary tuberculosis .....                                    | 137           | 30           | 31           | 17           | 30           | 21           |
| 80  | Other tuberculosis of the respiratory system .....            | 16            | 2            | 4            | 5            | 5            | -            |



TABLEAU 41. Séparations - Diagnostic à l'admission et durée du traitement, 1951

| Days - Jours                 |             |         | Aggregate days<br>Ensemble des jours | Mean stay<br>Séjour moyen | Diagnostic d'admission                                    | No |
|------------------------------|-------------|---------|--------------------------------------|---------------------------|---|----|
| 730-1,094                    | 1,095-1,459 | 1,460 + |                                      |                           |   |    |
| <b>CANADA</b>                |             |         |                                      |                           |   |    |
| 991                          | 319         | 313     | 5,295,922                            | 315.3                     | Tuberculose de l'appareil respiratoire (001-008)          | 1  |
| 931                          | 294         | 299     | 4,944,980                            | 340.0                     | Minime (002.1)  | 2  |
| 126                          | 28          | 29      | 850,199                              | 272.2                     | Modérément avancée (002.2)                                | 3  |
| 354                          | 104         | 110     | 2,010,247                            | 337.7                     | Très avancée (002.3)                                      | 4  |
| 372                          | 141         | 140     | 1,688,171                            | 402.7                     | Pulmonaire, autre et non spécifiée (002.4)                | 5  |
| 1                            | —           | —       | 11,002                               | 193.0                     | Pleurésie avec épanchement (003.1)                        | 6  |
| 12                           | 7           | 4       | 107,890                              | 244.1                     | Pleurésie sans épanchement (003.2)                        | 7  |
| 1                            | 1           | 1       | 11,247                               | 239.3                     | Primo-infection tuberculeuse (004)                        | 8  |
| 65                           | 13          | 15      | 257,907                              | 376.5                     | Autres tuberculoses de l'appareil respiratoire (001, 5-8) | 9  |
| —                            | —           | —       | 8,317                                | 189.0                     | Autres formes de tuberculose (010-019)                    | 10 |
| 55                           | 25          | 12      | 275,536                              | 259.5                     | Maladies non tuberculeuses                                | 11 |
| 1                            | —           | 1       | 39,270                               | 59.1                      | Naissances  | 12 |
| —                            | —           | —       | 948                                  | 27.1                      | Aucun diagnostic  | 13 |
| 4                            | —           | 1       | 35,188                               | 71.5                      |   | 14 |
| <b>Terre-Neuve</b>           |             |         |                                      |                           |   | 15 |
| 30                           | 10          | 10      | 135,822                              | 526.4                     | Tuberculose de l'appareil respiratoire                    | 16 |
| 30                           | 10          | 10      | 134,937                              | 527.1                     | Minime  | 17 |
| —                            | —           | —       | 8,029                                | 308.8                     | Modérément avancée  | 18 |
| 13                           | 9           | 7       | 72,278                               | 602.3                     | Très avancée  | 19 |
| 17                           | 1           | 3       | 54,271                               | 507.2                     | Pulmonaire, autre et non spécifiée                        | 20 |
| —                            | —           | —       | —                                    | —                         | Pleurésie avec épanchement                                | 21 |
| —                            | —           | —       | 185                                  | ...                       | Pleurésie sans épanchement                                | 22 |
| —                            | —           | —       | —                                    | —                         | Primo-infection tuberculeuse                              | 23 |
| —                            | —           | —       | 174                                  | ...                       | Autres tuberculoses de l'appareil respiratoire            | 24 |
| —                            | —           | —       | —                                    | —                         | Autres formes de tuberculose                              | 25 |
| —                            | —           | —       | 279                                  | ...                       | Maladies non tuberculeuses                                | 26 |
| —                            | —           | —       | —                                    | —                         | Naissances  | 27 |
| —                            | —           | —       | —                                    | —                         | Aucun diagnostic  | 28 |
| —                            | —           | —       | 606                                  | ...                       |   |    |
| <b>Île-du-Prince-Édouard</b> |             |         |                                      |                           |   | 29 |
| 11                           | 5           | 5       | 62,795                               | 352.8                     | Tuberculose de l'appareil respiratoire                    | 30 |
| 11                           | 4           | 5       | 59,807                               | 393.5                     | Minime  | 31 |
| 1                            | —           | —       | 6,036                                | 274.4                     | Modérément avancée  | 32 |
| 5                            | 2           | 2       | 28,734                               | 404.7                     | Très avancée  | 33 |
| 5                            | 2           | 3       | 21,594                               | 553.7                     | Pulmonaire, autre et non spécifiée                        | 34 |
| —                            | —           | —       | 43                                   | ...                       | Pleurésie avec épanchement                                | 35 |
| —                            | —           | —       | 1,518                                | ...                       | Pleurésie sans épanchement                                | 36 |
| —                            | —           | —       | 725                                  | ...                       | Primo-infection tuberculeuse                              | 37 |
| —                            | —           | —       | 1,157                                | ...                       | Autres tuberculoses de l'appareil respiratoire            | 38 |
| —                            | —           | —       | —                                    | —                         | Autres formes de tuberculose                              | 39 |
| —                            | 1           | —       | 2,718                                | 194.1                     | Maladies non tuberculeuses                                | 40 |
| —                            | —           | —       | 204                                  | 20.4                      | Naissances  | 41 |
| —                            | —           | —       | —                                    | —                         | Aucun diagnostic  | 42 |
| —                            | —           | —       | 66                                   | ...                       |   |    |
| <b>Nouvelle-Écosse</b>       |             |         |                                      |                           |   | 43 |
| 42                           | 18          | 14      | 226,918                              | 314.7                     | Tuberculose de l'appareil respiratoire                    | 44 |
| 42                           | 18          | 14      | 222,326                              | 329.9                     | Minime  | 45 |
| 2                            | 1           | 1       | 18,273                               | 243.6                     | Modérément avancée  | 46 |
| 18                           | 6           | 6       | 95,039                               | 334.6                     | Très avancée  | 47 |
| 22                           | 11          | 7       | 104,199                              | 361.8                     | Pulmonaire, autre et non spécifiée                        | 48 |
| —                            | —           | —       | 786                                  | ...                       | Pleurésie avec épanchement                                | 49 |
| —                            | —           | —       | 1,166                                | ...                       | Pleurésie sans épanchement                                | 50 |
| —                            | —           | —       | 350                                  | ...                       | Primo-infection tuberculeuse                              | 51 |
| —                            | —           | —       | 2,513                                | 167.5                     | Autres tuberculoses de l'appareil respiratoire            | 52 |
| —                            | —           | —       | —                                    | —                         | Autres formes de tuberculose                              | 53 |
| —                            | —           | —       | 1,252                                | ...                       | Maladies non tuberculeuses                                | 54 |
| —                            | —           | —       | 678                                  | 52.2                      | Naissances  | 55 |
| —                            | —           | —       | —                                    | —                         | Aucun diagnostic  | 56 |
| —                            | —           | —       | 2,662                                | 102.4                     |   |    |
| <b>Nouveau-Brunswick</b>     |             |         |                                      |                           |   | 57 |
| 47                           | 12          | 22      | 287,918                              | 293.8                     | Tuberculose de l'appareil respiratoire                    | 58 |
| 38                           | 11          | 21      | 249,889                              | 320.4                     | Minime  | 59 |
| 8                            | —           | 2       | 39,511                               | 250.1                     | Modérément avancée  | 60 |
| 16                           | 5           | 10      | 115,286                              | 335.1                     | Très avancée  | 61 |
| 13                           | 5           | 6       | 70,012                               | 343.2                     | Pulmonaire, autre et non spécifiée                        | 62 |
| —                            | —           | —       | 829                                  | ...                       | Pleurésie avec épanchement                                | 63 |
| —                            | 1           | 3       | 16,949                               | 403.5                     | Pleurésie sans épanchement                                | 64 |
| —                            | —           | —       | 345                                  | ...                       | Primo-infection tuberculeuse                              | 65 |
| —                            | —           | —       | 6,081                                | 289.6                     | Autres tuberculoses de l'appareil respiratoire            | 66 |
| —                            | —           | —       | 876                                  | ...                       | Autres formes de tuberculose                              | 67 |
| 9                            | 1           | 1       | 32,973                               | 314.0                     | Maladies non tuberculeuses                                | 68 |
| —                            | —           | —       | 3,362                                | 52.5                      | Naissances  | 69 |
| —                            | —           | —       | —                                    | —                         | Aucun diagnostic  | 70 |
| —                            | —           | —       | 1,694                                | 54.6                      |   |    |
| <b>Québec</b>                |             |         |                                      |                           |   | 71 |
| 265                          | 64          | 64      | 1,629,985                            | 266.9                     | Tuberculose de l'appareil respiratoire                    | 72 |
| 251                          | 61          | 62      | 1,553,650                            | 286.9                     | Minime  | 73 |
| 43                           | 9           | 15      | 362,753                              | 263.8                     | Modérément avancée  | 74 |
| 105                          | 23          | 30      | 708,402                              | 295.5                     | Très avancée  | 75 |
| 94                           | 24          | 14      | 412,776                              | 312.9                     | Pulmonaire, autre et non spécifiée                        | 76 |
| —                            | —           | —       | 3,210                                | 133.8                     | Pleurésie avec épanchement                                | 77 |
| 4                            | 2           | —       | 25,687                               | 202.3                     | Pleurésie sans épanchement                                | 78 |
| 1                            | 1           | 1       | 5,821                                | 291.1                     | Primo-infection tuberculeuse                              | 79 |
| 4                            | 2           | 2       | 32,740                               | 239.0                     | Autres tuberculoses de l'appareil respiratoire            | 80 |
| —                            | —           | —       | 2,261                                | 141.3                     |   |    |



TABLE 41. Separations — admission diagnosis by length of treatment, 1951 — Concluded

| No.                       | Admission diagnosis                                | Total        | Days — Jours |            |            |            |              |
|---------------------------|--|--------------|--------------|------------|------------|------------|--------------|
|                           |  |              | 1-30         | 31-91      | 92-182     | 183-364    | 365-729      |
| <b>Quebec — Concluded</b> |  |              |              |            |            |            |              |
| 1                         | Tuberculosis, other forms .....                    | 174          | 52           | 42         | 28         | 24         | 15           |
| 2                         | Non-tuberculous diseases .....                     | 234          | 90           | 90         | 35         | 15         | 3            |
| 3                         | Births .....                                       | 4            | 4            | —          | —          | —          | —            |
| 4                         | No diagnosis .....                                 | 280          | 107          | 95         | 43         | 27         | 3            |
| 5                         | <b>Ontario .....</b>                               | <b>4,045</b> | <b>463</b>   | <b>493</b> | <b>607</b> | <b>941</b> | <b>1,059</b> |
| 6                         | Tuberculosis of the respiratory system .....       | 3,571        | 315          | 383        | 526        | 878        | 1,013        |
| 7                         | Minimal .....                                      | 627          | 54           | 84         | 99         | 185        | 167          |
| 8                         | Moderately advanced .....                          | 1,433        | 107          | 147        | 248        | 344        | 437          |
| 9                         | Far advanced .....                                 | 1,145        | 128          | 112        | 132        | 235        | 306          |
| 10                        | Other and unspecified pulmonary .....              | 13           | 3            | 1          | 2          | 5          | 2            |
| 11                        | Pleurisy with effusion .....                       | 135          | 11           | 16         | 19         | 54         | 27           |
| 12                        | Pleurisy without effusion .....                    | 5            | 2            | —          | 1          | 1          | 1            |
| 13                        | Primary tuberculosis .....                         | 203          | 9            | 20         | 24         | 50         | 72           |
| 14                        | Other tuberculosis of the respiratory system ..... | 10           | 1            | 3          | 1          | 4          | 1            |
| 15                        | Tuberculosis, other forms .....                    | 248          | 24           | 40         | 55         | 58         | 46           |
| 16                        | Non-tuberculous diseases .....                     | 168          | 84           | 55         | 24         | 4          | —            |
| 17                        | Births .....                                       | 15           | 15           | —          | —          | —          | —            |
| 18                        | No diagnosis .....                                 | 43           | 25           | 15         | 2          | 1          | —            |
| 19                        | <b>Manitoba .....</b>                              | <b>1,608</b> | <b>506</b>   | <b>300</b> | <b>191</b> | <b>246</b> | <b>201</b>   |
| 20                        | Tuberculosis of the respiratory system .....       | 1,254        | 336          | 217        | 151        | 217        | 181          |
| 21                        | Minimal .....                                      | 305          | 81           | 47         | 37         | 55         | 53           |
| 22                        | Moderately advanced .....                          | 424          | 105          | 68         | 52         | 83         | 65           |
| 23                        | Far advanced .....                                 | 401          | 118          | 68         | 41         | 60         | 53           |
| 24                        | Other and unspecified pulmonary .....              | 7            | —            | 2          | 2          | 1          | 2            |
| 25                        | Pleurisy with effusion .....                       | 48           | 14           | 14         | 11         | 5          | 2            |
| 26                        | Pleurisy without effusion .....                    | 4            | 2            | 1          | —          | —          | 1            |
| 27                        | Primary tuberculosis .....                         | 61           | 16           | 15         | 6          | 13         | 5            |
| 28                        | Other tuberculosis of the respiratory system ..... | 4            | —            | 2          | 2          | —          | —            |
| 29                        | Tuberculosis, other forms .....                    | 143          | 31           | 34         | 26         | 22         | 18           |
| 30                        | Non-tuberculous diseases .....                     | 115          | 71           | 29         | 8          | 5          | 2            |
| 31                        | Births .....                                       | 16           | 6            | 7          | 2          | 1          | —            |
| 32                        | No diagnosis .....                                 | 80           | 62           | 13         | 4          | 1          | —            |
| 33                        | <b>Saskatchewan .....</b>                          | <b>808</b>   | <b>104</b>   | <b>117</b> | <b>157</b> | <b>170</b> | <b>170</b>   |
| 34                        | Tuberculosis of the respiratory system .....       | 600          | 51           | 77         | 114        | 129        | 154          |
| 35                        | Minimal .....                                      | 95           | 14           | 10         | 17         | 20         | 27           |
| 36                        | Moderately advanced .....                          | 183          | 9            | 34         | 42         | 40         | 36           |
| 37                        | Far advanced .....                                 | 269          | 25           | 29         | 48         | 53         | 72           |
| 38                        | Other and unspecified pulmonary .....              | 2            | —            | —          | 1          | —          | —            |
| 39                        | Pleurisy with effusion .....                       | 22           | 3            | 3          | 1          | 12         | 3            |
| 40                        | Pleurisy without effusion .....                    | 3            | —            | —          | 1          | 1          | 1            |
| 41                        | Primary tuberculosis .....                         | 22           | —            | 1          | 2          | 2          | 14           |
| 42                        | Other tuberculosis of the respiratory system ..... | 4            | —            | —          | 2          | 1          | 1            |
| 43                        | Tuberculosis, other forms .....                    | 163          | 22           | 32         | 39         | 39         | 16           |
| 44                        | Non-tuberculous diseases .....                     | 26           | 19           | 4          | 1          | 2          | —            |
| 45                        | Births .....                                       | —            | —            | —          | —          | —          | —            |
| 46                        | No diagnosis .....                                 | 19           | 12           | 4          | 3          | —          | —            |
| 47                        | <b>Alberta .....</b>                               | <b>820</b>   | <b>132</b>   | <b>122</b> | <b>123</b> | <b>187</b> | <b>149</b>   |
| 48                        | Tuberculosis of the respiratory system .....       | 632          | 67           | 72         | 95         | 168        | 136          |
| 49                        | Minimal .....                                      | 125          | 12           | 23         | 29         | 31         | 19           |
| 50                        | Moderately advanced .....                          | 227          | 20           | 21         | 23         | 72         | 57           |
| 51                        | Far advanced .....                                 | 158          | 25           | 8          | 19         | 34         | 34           |
| 52                        | Other and unspecified pulmonary .....              | 1            | —            | —          | —          | —          | 1            |
| 53                        | Pleurisy with effusion .....                       | 40           | 3            | 8          | 14         | 11         | 2            |
| 54                        | Pleurisy without effusion .....                    | 1            | —            | 1          | —          | —          | —            |
| 55                        | Primary tuberculosis .....                         | 77           | 7            | 11         | 10         | 18         | 22           |
| 56                        | Other tuberculosis of the respiratory system ..... | 3            | —            | —          | —          | 2          | 1            |
| 57                        | Tuberculosis, other forms .....                    | 149          | 42           | 38         | 24         | 19         | 13           |
| 58                        | Non-tuberculous diseases .....                     | 35           | 20           | 11         | 4          | —          | —            |
| 59                        | Births .....                                       | —            | —            | —          | —          | —          | —            |
| 60                        | No diagnosis .....                                 | 4            | 3            | 1          | —          | —          | —            |
| 61                        | <b>British Columbia .....</b>                      | <b>1,271</b> | <b>110</b>   | <b>143</b> | <b>243</b> | <b>341</b> | <b>273</b>   |
| 62                        | Tuberculosis of the respiratory system .....       | 1,208        | 106          | 132        | 224        | 328        | 259          |
| 63                        | Minimal .....                                      | 315          | 25           | 39         | 80         | 116        | 42           |
| 64                        | Moderately advanced .....                          | 469          | 45           | 56         | 86         | 115        | 113          |
| 65                        | Far advanced .....                                 | 262          | 29           | 23         | 43         | 52         | 62           |
| 66                        | Other and unspecified pulmonary .....              | 2            | —            | 1          | 1          | —          | —            |
| 67                        | Pleurisy with effusion .....                       | 12           | 1            | 2          | 3          | 4          | 2            |
| 68                        | Pleurisy without effusion .....                    | 6            | —            | 2          | —          | 2          | 2            |
| 69                        | Primary tuberculosis .....                         | 140          | 6            | 9          | 11         | 38         | 37           |
| 70                        | Other tuberculosis of the respiratory system ..... | 2            | —            | —          | —          | 1          | 1            |
| 71                        | Tuberculosis, other forms .....                    | 57           | 2            | 7          | 19         | 13         | 14           |
| 72                        | Non-tuberculous diseases .....                     | —            | —            | —          | —          | —          | —            |
| 73                        | Births .....                                       | —            | —            | —          | —          | —          | —            |
| 74                        | No diagnosis .....                                 | 6            | 2            | 4          | —          | —          | —            |

TABLEAU 41. Séparations - Diagnostic à l'admission et durée du traitement, 1951 - fin

| Days - Jours        |             |            | Aggregate days<br>Ensemble des jours | Mean stay<br>Séjour moyen | Diagnostic d'admission                               | No        |
|---------------------|-------------|------------|--------------------------------------|---------------------------|--|-----------|
| 730-1,094           | 1,095-1,459 | 1,460 +    |                                      |                           |  |           |
| <b>Québec - fin</b> |             |            |                                      |                           |  |           |
| 10                  | 3           | -          | 32,846                               | 188.8                     | Autres formes de tuberculose .....                   | 1         |
| -                   | -           | 1          | 17,930                               | 76.6                      | Maladies non tuberculeuses .....                     | 2         |
| -                   | -           | -          | 4                                    | ...                       | Naissances .....                                     | 3         |
| 4                   | -           | 1          | 25,555                               | 91.3                      | Aucun diagnostic .....                               | 4         |
| <b>281</b>          | <b>90</b>   | <b>111</b> | <b>1,533,212</b>                     | <b>379.0</b>              | <b>Ontario .....</b>                                 | <b>5</b>  |
| 266                 | 84          | 106        | 1,442,377                            | 403.9                     | Tuberculose de l'appareil respiratoire .....         | 6         |
| 25                  | 7           | 6          | 191,711                              | 305.8                     | Minime .....   | 7         |
| 91                  | 25          | 34         | 551,643                              | 385.0                     | Modérément avancée .....                             | 8         |
| 121                 | 49          | 62         | 571,788                              | 499.4                     | Très avancée .....                                   | 9         |
| -                   | -           | -          | 2,558                                | 196.8                     | Pulmonaire, autre et non spécifiée .....             | 10        |
| 5                   | 2           | 1          | 39,466                               | 292.3                     | Pleurésie avec épanchement .....                     | 11        |
| -                   | -           | -          | 794                                  | ...                       | Pleurésie sans épanchement .....                     | 12        |
| 24                  | 1           | 3          | 82,436                               | 406.1                     | Primo-infection tuberculeuse .....                   | 13        |
| -                   | -           | -          | 1,981                                | 198.1                     | Autres tuberculoses de l'appareil respiratoire ..... | 14        |
| 14                  | 6           | 5          | 80,066                               | 322.8                     | Autres formes de tuberculose .....                   | 15        |
| 1                   | -           | -          | 9,128                                | 54.3                      | Maladies non tuberculeuses .....                     | 16        |
| -                   | -           | -          | 38                                   | 2.5                       | Naissances .....                                     | 17        |
| -                   | -           | -          | 1,603                                | 37.3                      | Aucun diagnostic .....                               | 18        |
| <b>91</b>           | <b>48</b>   | <b>25</b>  | <b>415,662</b>                       | <b>258.5</b>              | <b>Manitoba .....</b>                                | <b>19</b> |
| 85                  | 42          | 25         | 374,746                              | 298.8                     | Tuberculose de l'appareil respiratoire .....         | 20        |
| 26                  | 5           | 1          | 81,184                               | 266.2                     | Minime .....   | 21        |
| 28                  | 15          | 8          | 130,081                              | 306.8                     | Modérément avancée .....                             | 22        |
| 27                  | 20          | 14         | 139,389                              | 347.6                     | Très avancée .....                                   | 23        |
| -                   | -           | -          | 1,628                                | ...                       | Pulmonaire, autre et non spécifiée .....             | 24        |
| 1                   | 1           | -          | 7,232                                | 150.7                     | Pleurésie avec épanchement .....                     | 25        |
| -                   | -           | -          | 451                                  | ...                       | Pleurésie sans épanchement .....                     | 26        |
| 3                   | 1           | 2          | 14,354                               | 235.3                     | Primo-infection tuberculeuse .....                   | 27        |
| -                   | -           | -          | 427                                  | ...                       | Autres tuberculoses de l'appareil respiratoire ..... | 28        |
| 6                   | 6           | -          | 32,565                               | 227.7                     | Autres formes de tuberculose .....                   | 29        |
| -                   | -           | -          | 5,602                                | 48.7                      | Maladies non tuberculeuses .....                     | 30        |
| -                   | -           | -          | 906                                  | 56.6                      | Naissances .....                                     | 31        |
| -                   | -           | -          | 1,843                                | 23.0                      | Aucun diagnostic .....                               | 32        |
| <b>55</b>           | <b>18</b>   | <b>17</b>  | <b>271,010</b>                       | <b>335.4</b>              | <b>Saskatchewan .....</b>                            | <b>33</b> |
| 47                  | 15          | 13         | 224,282                              | 373.8                     | Tuberculose de l'appareil respiratoire .....         | 34        |
| 5                   | 1           | 1          | 29,363                               | 309.1                     | Minime .....   | 35        |
| 17                  | 4           | 1          | 59,357                               | 324.4                     | Modérément avancée .....                             | 36        |
| 22                  | 10          | 10         | 112,997                              | 420.1                     | Très avancée .....                                   | 37        |
| 1                   | -           | -          | 1,048                                | ...                       | Pulmonaire, autre et non spécifiée .....             | 38        |
| -                   | -           | -          | 5,118                                | 232.6                     | Pleurésie avec épanchement .....                     | 39        |
| -                   | -           | -          | 864                                  | ...                       | Pleurésie sans épanchement .....                     | 40        |
| 2                   | -           | 1          | 14,386                               | 653.9                     | Primo-infection tuberculeuse .....                   | 41        |
| -                   | -           | -          | 1,149                                | ...                       | Autres tuberculoses de l'appareil respiratoire ..... | 42        |
| 8                   | 3           | 4          | 44,937                               | 275.7                     | Autres formes de tuberculose .....                   | 43        |
| -                   | -           | -          | 1,019                                | 39.2                      | Maladies non tuberculeuses .....                     | 44        |
| -                   | -           | -          | -                                    | -                         | Naissances .....                                     | 45        |
| -                   | -           | -          | 772                                  | 40.6                      | Aucun diagnostic .....                               | 46        |
| <b>62</b>           | <b>29</b>   | <b>16</b>  | <b>275,640</b>                       | <b>336.1</b>              | <b>Alberta .....</b>                                 | <b>47</b> |
| 55                  | 25          | 14         | 242,390                              | 383.5                     | Tuberculose de l'appareil respiratoire .....         | 48        |
| 9                   | 1           | 1          | 33,695                               | 269.6                     | Minime .....   | 49        |
| 23                  | 8           | 3          | 87,700                               | 386.3                     | Modérément avancée .....                             | 50        |
| 15                  | 13          | 10         | 84,138                               | 532.5                     | Très avancée .....                                   | 51        |
| -                   | -           | -          | 710                                  | ...                       | Pulmonaire, autre et non spécifiée .....             | 52        |
| 1                   | 1           | -          | 8,128                                | 203.2                     | Pleurésie avec épanchement .....                     | 53        |
| -                   | -           | -          | 91                                   | ...                       | Pleurésie sans épanchement .....                     | 54        |
| 7                   | 2           | -          | 26,924                               | 349.7                     | Primo-infection tuberculeuse .....                   | 55        |
| -                   | -           | -          | 1,004                                | ...                       | Autres tuberculoses de l'appareil respiratoire ..... | 56        |
| 7                   | 4           | 2          | 31,819                               | 213.6                     | Autres formes de tuberculose .....                   | 57        |
| -                   | -           | -          | 1,347                                | 38.5                      | Maladies non tuberculeuses .....                     | 58        |
| -                   | -           | -          | -                                    | -                         | Naissances .....                                     | 59        |
| -                   | -           | -          | 84                                   | ...                       | Aucun diagnostic .....                               | 60        |
| <b>107</b>          | <b>25</b>   | <b>29</b>  | <b>456,960</b>                       | <b>359.5</b>              | <b>Colombie-Britannique .....</b>                    | <b>61</b> |
| 106                 | 24          | 29         | 440,576                              | 364.7                     | Tuberculose de l'appareil respiratoire .....         | 62        |
| 7                   | 4           | 2          | 79,644                               | 252.8                     | Minime .....   | 63        |
| 38                  | 7           | 9          | 161,727                              | 344.8                     | Modérément avancée .....                             | 64        |
| 36                  | 6           | 11         | 117,007                              | 446.6                     | Très avancée .....                                   | 65        |
| -                   | -           | -          | 190                                  | ...                       | Pulmonaire, autre et non spécifiée .....             | 66        |
| -                   | -           | -          | 2,441                                | 203.4                     | Pleurésie avec épanchement .....                     | 67        |
| -                   | -           | -          | 1,806                                | ...                       | Pleurésie sans épanchement .....                     | 68        |
| 25                  | 7           | 7          | 77,142                               | 551.0                     | Primo-infection tuberculeuse .....                   | 69        |
| -                   | -           | -          | 619                                  | ...                       | Autres tuberculoses de l'appareil respiratoire ..... | 70        |
| 1                   | 1           | -          | 16,081                               | 282.1                     | Autres formes de tuberculose .....                   | 71        |
| -                   | -           | -          | -                                    | -                         | Maladies non tuberculeuses .....                     | 72        |
| -                   | -           | -          | -                                    | -                         | Naissances .....                                     | 73        |
| -                   | -           | -          | 303                                  | ...                       | Aucun diagnostic .....                               | 74        |

**TABLE 42. Tuberculous separations – institution by length of treatment, 1951**  
**TABLEAU 42. Séparations de tuberculeux – Institution et durée du traitement, 1951**

| Institution   | Total         | Days – Jours |              |              |              |              |            |             |            | Aggregate days<br>—<br>Ensemble des jours | Mean stay<br>—<br>Séjour moyen |
|---|---------------|--------------|--------------|--------------|--------------|--------------|------------|-------------|------------|---|--------------------------------|
|   |               | 1-30         | 31-91        | 92-182       | 183-364      | 365-729      | 730-1,094  | 1,095-1,459 | 1,460 +    |   |                                |
| <b>CANADA</b> .....   | <b>16,796</b> | <b>2,395</b> | <b>2,669</b> | <b>2,776</b> | <b>3,847</b> | <b>3,486</b> | <b>991</b> | <b>319</b>  | <b>313</b> | <b>5,295,922</b>                          | <b>315.3</b>                   |
| <b>Newfoundland</b> .....                                     | <b>258</b>    | <b>14</b>    | <b>6</b>     | <b>10</b>    | <b>60</b>    | <b>118</b>   | <b>30</b>  | <b>10</b>   | <b>10</b>  | <b>135,822</b>                            | <b>526.4</b>                   |
| St. John's Sanatorium .....                                   |               |              |              |              |              |              |            |             |            |   |                                |
| <b>Prince Edward Island</b> .....                             | <b>178</b>    | <b>18</b>    | <b>21</b>    | <b>37</b>    | <b>43</b>    | <b>38</b>    | <b>11</b>  | <b>5</b>    | <b>5</b>   | <b>62,795</b>                             | <b>352.8</b>                   |
| Provincial Sanatorium .....                                   |               |              |              |              |              |              |            |             |            |   |                                |
| <b>Nova Scotia</b> .....                                      | <b>721</b>    | <b>80</b>    | <b>126</b>   | <b>132</b>   | <b>164</b>   | <b>145</b>   | <b>42</b>  | <b>18</b>   | <b>14</b>  | <b>226,918</b>                            | <b>314.7</b>                   |
| Highland View Hospital .....                                  | 37            | 5            | 14           | 12           | 5            | 1            | —          | —           | —          | 3,996                                     | 108.0                          |
| St. Martha's Hospital .....                                   | 70            | 11           | 14           | 13           | 16           | 13           | —          | 2           | 1          | 17,214                                    | 245.9                          |
| Glace Bay General Hospital .....                              | 40            | 2            | 11           | 12           | 8            | 6            | —          | 1           | —          | 8,174                                     | 204.4                          |
| St. Joseph's Hospital .....                                   | 83            | 18           | 23           | 18           | 14           | 10           | —          | —           | —          | 12,112                                    | 145.9                          |
| Halifax Tuberculosis Hospital .....                           | 146           | 11           | 21           | 29           | 41           | 28           | 11         | 3           | 2          | 47,079                                    | 322.5                          |
| St. Mary's Hospital .....                                     | —             | —            | —            | —            | —            | —            | —          | —           | —          | —   | —                              |
| Nova Scotia Sanatorium .....                                  | 285           | 19           | 26           | 38           | 69           | 80           | 31         | 11          | 11         | 128,515                                   | 450.9                          |
| City of Sydney Hospital .....                                 | 60            | 14           | 17           | 10           | 11           | 7            | —          | 1           | —          | 9,828                                     | 163.8                          |
| <b>New Brunswick</b> .....                                    | <b>980</b>    | <b>152</b>   | <b>153</b>   | <b>172</b>   | <b>227</b>   | <b>195</b>   | <b>47</b>  | <b>12</b>   | <b>22</b>  | <b>287,918</b>                            | <b>293.8</b>                   |
| Saint John Tuberculosis Hospital .....                        | 296           | 68           | 44           | 54           | 61           | 53           | 10         | 2           | 4          | 72,827                                    | 246.0                          |
| Moncton Tuberculosis Hospital .....                           | 154           | 16           | 13           | 29           | 46           | 37           | 9          | 3           | 1          | 47,718                                    | 309.9                          |
| Sanatorium St-Joseph .....                                    | 156           | 16           | 33           | 26           | 30           | 35           | 10         | 3           | 3          | 50,652                                    | 324.1                          |
| Jordan Memorial Sanatorium .....                              | 152           | 15           | 17           | 30           | 44           | 34           | 9          | 2           | 1          | 45,643                                    | 300.3                          |
| Sanatorium Notre-Dame-de- Lourdes .....                       | 138           | 27           | 31           | 24           | 21           | 18           | 6          | 1           | 10         | 45,124                                    | 327.0                          |
| Lancaster Hospital .....                                      | 84            | 10           | 15           | 9            | 25           | 18           | 3          | 1           | 3          | 26,054                                    | 310.2                          |
| <b>Québec</b> .....   | <b>6,107</b>  | <b>816</b>   | <b>1,188</b> | <b>1,104</b> | <b>1,468</b> | <b>1,138</b> | <b>265</b> | <b>64</b>   | <b>64</b>  | <b>1,629,985</b>                          | <b>266.9</b>                   |
| Hôpital St-Joseph (Beauceville-Ouest) .....                   | 42            | 16           | 15           | 5            | 5            | 1            | —          | —           | —          | 3,446                                     | 82.0                           |
| Hôpital Notre-Dame-de-la-Garde .....                          | 38            | —            | 4            | 9            | 8            | 13           | 4          | —           | —          | 13,434                                    | 353.5                          |
| Sanatorium St-Laurent .....                                   | 138           | 19           | 26           | 22           | 18           | 29           | 14         | 6           | 4          | 50,953                                    | 369.2                          |
| Sanatorium du Lac-Édouard .....                               | 140           | 12           | 27           | 28           | 23           | 29           | 9          | 5           | 7          | 55,297                                    | 395.0                          |
| Sanatorium Bégin .....  | 287           | 19           | 33           | 38           | 69           | 125          | 3          | —           | —          | 93,070                                    | 324.3                          |
| Sanatorium St-Jean .....                                      | 131           | 18           | 43           | 34           | 33           | 3            | —          | —           | —          | 17,382                                    | 133.7                          |
| Sanatorium St-Georges .....                                   | 669           | 78           | 85           | 71           | 176          | 197          | 44         | 6           | 12         | 233,220                                   | 348.6                          |
| Children's Memorial Hospital .....                            | 70            | 45           | 19           | 1            | 4            | 1            | —          | —           | —          | 3,144                                     | 44.9                           |
| Grace Dart Home Hospital .....                                | 167           | 24           | 25           | 29           | 43           | 31           | 10         | 2           | 3          | 49,256                                    | 294.9                          |
| Hôpital du Sacré-Coeur (Montréal) .....                       | 706           | 105          | 148          | 128          | 122          | 135          | 43         | 13          | 12         | 205,162                                   | 290.6                          |
| Institut Bruchési .....                                       | 166           | 28           | 58           | 55           | 23           | 2            | —          | —           | —          | 17,321                                    | 104.3                          |
| Royal Edward Laurentian Hospital (Montreal) .....             | 158           | 39           | 38           | 53           | 19           | 7            | 1          | 1           | —          | 19,491                                    | 123.4                          |
| Sanatorium St-Joseph (Montréal) .....                         | 402           | 43           | 63           | 75           | 166          | 55           | —          | —           | —          | 82,602                                    | 205.5                          |
| Hôpital du Sacré-Coeur (Plessisville) .....                   | 73            | 7            | 21           | 13           | 17           | 8            | 2          | 3           | 2          | 22,587                                    | 309.4                          |
| Quebec Immigration Detention Hospital .....                   | 229           | 47           | 75           | 32           | 36           | 26           | 11         | 2           | —          | 44,274                                    | 193.3                          |
| Sanatorium St-Michel .....                                    | 496           | 76           | 97           | 95           | 129          | 74           | 20         | 1           | 4          | 118,502                                   | 238.9                          |
| Mount Sinai Sanatorium .....                                  | 94            | 3            | 11           | 12           | 29           | 33           | 5          | —           | 1          | 34,212                                    | 364.0                          |
| Royal Edward Laurentian Hospital (Ste-Agathe-des-Monts) ..... | 371           | 15           | 39           | 71           | 134          | 77           | 27         | 5           | 3          | 121,045                                   | 326.3                          |
| Ste. Anne's Hospital (Ste-Anne-de-Bellevue) .....             | 8             | —            | 1            | 1            | 1            | 3            | —          | —           | 2          | 5,520                                     | ...                            |
| Hôpital Ste-Anne (Ste-Anne-des-Monts) .....                   | 20            | 9            | 6            | 2            | 1            | 2            | —          | —           | —          | 2,428                                     | 121.4                          |
| Hôpital Laval .....   | 519           | 70           | 97           | 82           | 111          | 100          | 40         | 11          | 8          | 165,259                                   | 318.4                          |
| Veterans' Hospital (St. Hyacinthe) .....                      | 242           | 15           | 51           | 44           | 80           | 45           | 6          | 1           | —          | 59,622                                    | 246.4                          |
| Sanatorium St-François .....                                  | 403           | 41           | 79           | 95           | 88           | 73           | 19         | 5           | 3          | 107,341                                   | 266.4                          |
| Sanatorium Cooke .....  | 538           | 87           | 127          | 109          | 133          | 69           | 7          | 3           | 3          | 105,417                                   | 195.9                          |



TABLE 42. Tuberculous separations — institution by length of treatment, 1951 — Concluded

TABLEAU 42. Séparations de tuberculeux — Institution et durée du traitement, 1951 — fin

| Institution  | Total        | Days — Jours |            |            |            |              |            |             |            | Aggregate days<br>—<br>Ensemble des jours | Mean stay<br>—<br>Séjour moyen |
|--|--------------|--------------|------------|------------|------------|--------------|------------|-------------|------------|---|--------------------------------|
|  |              | 1-30         | 31-91      | 92-182     | 183-364    | 365-729      | 730-1,094  | 1,095-1,459 | 1,460+     |   |                                |
| <b>Ontario</b> .....   | <b>4,045</b> | <b>463</b>   | <b>493</b> | <b>607</b> | <b>941</b> | <b>1,059</b> | <b>281</b> | <b>90</b>   | <b>111</b> | <b>1,533,212</b>                          | <b>379.0</b>                   |
| Brant Sanatorium .....   | 161          | 17           | 29         | 30         | 45         | 34           | 4          | —           | 2          | 41,396                                    | 257.1                          |
| St. Lawrence Sanatorium .....  | 96           | 5            | 11         | 11         | 20         | 41           | 3          | 3           | 2          | 42,716                                    | 445.0                          |
| Fort William Sanatorium .....  | 258          | 29           | 28         | 30         | 49         | 87           | 24         | 5           | 6          | 103,154                                   | 399.8                          |
| Squaw Bay Indian Hospital .....  | 16           | 2            | 3          | 5          | 6          | —            | —          | —           | —          | 2,470                                     | 154.4                          |
| Muskoka Hospital .....   | 313          | 36           | 22         | 44         | 65         | 90           | 27         | 9           | 20         | 153,859                                   | 491.6                          |
| St. Mary's on the Lake Sanatorium .....                                | 126          | 10           | 29         | 12         | 43         | 21           | 7          | 2           | 2          | 36,834                                    | 306.6                          |
| Mountain Sanatorium .....  | 754          | 105          | 79         | 105        | 133        | 227          | 68         | 19          | 18         | 306,392                                   | 406.4                          |
| Ongwanada Sanatorium .....   | 188          | 29           | 30         | 32         | 45         | 37           | 13         | 1           | 1          | 50,947                                    | 271.0                          |
| Freeport Sanatorium .....  | 140          | 23           | 17         | 22         | 26         | 39           | 10         | 2           | 1          | 43,108                                    | 307.9                          |
| Beck Memorial Sanatorium .....   | 454          | 66           | 69         | 61         | 82         | 95           | 40         | 19          | 22         | 199,499                                   | 439.4                          |
| Western Counties' Wing, Westminster Hospital .....                     | 67           | —            | 5          | 13         | 26         | 23           | —          | —           | —          | 20,021                                    | 298.8                          |
| Royal Ottawa Sanatorium .....  | 206          | 25           | 17         | 30         | 63         | 47           | 12         | 6           | 6          | 76,021                                    | 369.0                          |
| Niagara Peninsula Sanatorium .....                                     | 181          | 14           | 20         | 38         | 70         | 32           | 4          | 2           | 1          | 48,960                                    | 270.6                          |
| Sioux Lookout Indian Hospital .....                                    | 168          | 49           | 45         | 37         | 26         | 11           | —          | —           | —          | 19,733                                    | 117.5                          |
| Daughters of the Empire Hospital .....                                 | 96           | 2            | 7          | 9          | 37         | 31           | 10         | —           | —          | 36,348                                    | 376.6                          |
| Sunnybrook Hospital .....  | 100          | 8            | 5          | 23         | 27         | 29           | 4          | 4           | —          | 34,516                                    | 345.1                          |
| Toronto Hospital .....   | 537          | 26           | 44         | 66         | 126        | 187          | 46         | 18          | 24         | 260,313                                   | 484.8                          |
| Essex County Sanatorium .....  | 184          | 17           | 33         | 39         | 52         | 28           | 9          | —           | 6          | 55,105                                    | 299.5                          |
| <b>Manitoba</b> .....  | <b>1,608</b> | <b>506</b>   | <b>300</b> | <b>191</b> | <b>246</b> | <b>201</b>   | <b>91</b>  | <b>48</b>   | <b>25</b>  | <b>415,662</b>                            | <b>258.5</b>                   |
| Brandon Sanatorium .....   | 155          | 5            | 28         | 20         | 15         | 27           | 36         | 22          | 2          | 86,979                                    | 561.2                          |
| Manitoba Sanatorium .....  | 213          | 30           | 12         | 30         | 54         | 52           | 18         | 8           | 9          | 92,084                                    | 432.3                          |
| St. Boniface Sanatorium .....  | 277          | 41           | 32         | 32         | 75         | 64           | 21         | 10          | 2          | 94,586                                    | 341.5                          |
| Dynevor Indian Hospital .....  | 92           | 18           | 23         | 16         | 21         | 8            | —          | 3           | 1          | 18,775                                    | 204.1                          |
| Clearwater Lake Indian Hospital .....                                  | 251          | 109          | 43         | 30         | 24         | 24           | 14         | 3           | 4          | 48,710                                    | 194.1                          |
| Central Tuberculosis Clinic .....                                      | 436          | 273          | 137        | 22         | 2          | 2            | —          | —           | —          | 14,374                                    | 33.0                           |
| Winnipeg Municipal Hospitals .....                                     | 184          | 30           | 25         | 39         | 55         | 24           | 2          | 2           | 7          | 60,154                                    | 326.9                          |
| <b>Saskatchewan</b> .....  | <b>808</b>   | <b>104</b>   | <b>117</b> | <b>157</b> | <b>170</b> | <b>170</b>   | <b>55</b>  | <b>18</b>   | <b>17</b>  | <b>271,010</b>                            | <b>335.4</b>                   |
| Fort Qu'Appelle Sanatorium .....                                       | 328          | 36           | 43         | 58         | 77         | 75           | 23         | 10          | 6          | 117,464                                   | 358.2                          |
| Prince Albert Sanatorium .....   | 216          | 28           | 27         | 31         | 38         | 52           | 24         | 6           | 10         | 93,194                                    | 431.5                          |
| Saskatoon Sanatorium .....   | 264          | 40           | 47         | 68         | 55         | 43           | 8          | 2           | 1          | 60,332                                    | 228.5                          |
| <b>Alberta</b> .....   | <b>820</b>   | <b>132</b>   | <b>122</b> | <b>123</b> | <b>187</b> | <b>149</b>   | <b>62</b>  | <b>29</b>   | <b>16</b>  | <b>275,640</b>                            | <b>336.1</b>                   |
| Central Alberta Sanatorium .....                                       | 261          | 23           | 38         | 43         | 81         | 54           | 11         | 6           | 5          | 91,299                                    | 349.8                          |
| Charles Camsell Indian Hospital (Indians, Eskimos and Civilians) ..... | 196          | 21           | 21         | 18         | 28         | 47           | 34         | 18          | 9          | 103,055                                   | 525.8                          |
| Charles Camsell Indian Hospital (Veterans) .....                       | 27           | 5            | 3          | 5          | 6          | 6            | 1          | 1           | —          | 7,228                                     | 267.7                          |
| Edmonton Section .....   | 336          | 83           | 60         | 57         | 72         | 42           | 16         | 4           | 2          | 74,056                                    | 220.4                          |
| <b>British Columbia</b> .....  | <b>1,271</b> | <b>110</b>   | <b>143</b> | <b>243</b> | <b>341</b> | <b>273</b>   | <b>107</b> | <b>25</b>   | <b>29</b>  | <b>456,960</b>                            | <b>359.5</b>                   |
| St. Michael's Preventorium .....                                       | 11           | —            | —          | 2          | 2          | 5            | 1          | —           | 1          | 6,534                                     | 594.0                          |
| R.W. Large Memorial Hospital .....                                     | 19           | 4            | 4          | 3          | 5          | 3            | —          | —           | —          | 3,657                                     | 192.5                          |
| Bella Coola General Hospital .....                                     | 7            | 1            | 1          | 3          | 2          | —            | —          | —           | —          | 1,041                                     | ...                            |
| Queen Alexandra Solarium .....   | 4            | —            | —          | —          | —          | 3            | —          | 1           | —          | 3,028                                     | ...                            |
| St. Mary's Preventorium .....  | 14           | —            | 1          | 1          | 5          | 4            | 2          | —           | 1          | 6,378                                     | 455.6                          |
| Nanaimo Indian Hospital .....  | 101          | 2            | 5          | 16         | 11         | 29           | 29         | 5           | 4          | 59,728                                    | 591.4                          |
| Miller Bay Indian Hospital .....                                       | 142          | 8            | 10         | 23         | 35         | 25           | 27         | 7           | 7          | 70,159                                    | 494.1                          |
| Coqualeetza Indian Hospital .....                                      | 83           | 5            | 12         | 12         | 26         | 19           | 9          | —           | —          | 25,826                                    | 311.2                          |
| Division of Tuberculosis Control .....                                 | 690          | 90           | 110        | 163        | 255        | 185          | 39         | 12          | 16         | 280,609                                   | 315.3                          |

TABLE 43. Tuberculous separations—admission diagnosis by condition on discharge, 1951

| No. | Admission diagnosis  | Total         | Cured<br>—<br>Guéri | Arrested<br>—<br>Arrêté | Apparently<br>arrested<br>—<br>Apparement<br>arrêté | Quiescent<br>—<br>Dormant |
|-----|--|---------------|---------------------|-------------------------|---|---------------------------|
| 1   | <b>CANADA</b> .....  | <b>15,604</b> | <b>146</b>          | <b>1,395</b>            | <b>2,299</b>  | <b>3,550</b>              |
| 2   | Tuberculosis of the respiratory system (001-008).....        | 14,542        | —                   | 1,361                   | 2,263   | 3,496                     |
| 3   | Minimal (002.1).....   | 3,123         | —                   | 448                     | 847   | 793                       |
| 4   | Moderately advanced (002.2).....                             | 5,952         | —                   | 467                     | 915   | 1,666                     |
| 5   | Far advanced (002.3).....                                    | 4,192         | —                   | 145                     | 307   | 806                       |
| 6   | Other and unspecified pulmonary (002.4).....                 | 57            | —                   | 8                       | 4   | 6                         |
| 7   | Pleurisy with effusion (003.1).....                          | 442           | —                   | 81                      | 57  | 69                        |
| 8   | Pleurisy without effusion (003.2).....                       | 47            | —                   | 7                       | 7   | 7                         |
| 9   | Primary tuberculosis (004).....                              | 685           | —                   | 203                     | 119   | 142                       |
| 10  | Other tuberculosis of the respiratory system (001, 5-8)..... | 44            | —                   | 2                       | 7   | 7                         |
| 11  | Tuberculosis, other forms (010-019).....                     | 1,062         | 146                 | 34                      | 36  | 54                        |
| 12  | <b>Newfoundland</b> .....                                    | <b>257</b>    | <b>1</b>            | <b>—</b>                | <b>1</b>  | <b>188</b>                |
| 13  | Tuberculosis of the respiratory system.....                  | 256           | —                   | —                       | 1   | 188                       |
| 14  | Minimal.....   | 26            | —                   | —                       | 1   | 24                        |
| 15  | Moderately advanced.....                                     | 120           | —                   | —                       | —   | 101                       |
| 16  | Far advanced.....  | 107           | —                   | —                       | —   | 61                        |
| 17  | Other and unspecified pulmonary.....                         | —             | —                   | —                       | —   | —                         |
| 18  | Pleurisy with effusion.....                                  | 1             | —                   | —                       | —   | 1                         |
| 19  | Pleurisy without effusion.....                               | —             | —                   | —                       | —   | —                         |
| 20  | Primary tuberculosis.....                                    | 2             | —                   | —                       | —   | 1                         |
| 21  | Other tuberculosis of the respiratory system.....            | —             | —                   | —                       | —   | —                         |
| 22  | Tuberculosis, other forms.....                               | 1             | 1                   | —                       | —   | —                         |
| 23  | <b>Prince Edward Island</b> .....                            | <b>166</b>    | <b>1</b>            | <b>11</b>               | <b>42</b>   | <b>61</b>                 |
| 24  | Tuberculosis of the respiratory system.....                  | 152           | —                   | 10                      | 42  | 60                        |
| 25  | Minimal.....   | 22            | —                   | 1                       | 7   | 10                        |
| 26  | Moderately advanced.....                                     | 71            | —                   | 7                       | 25  | 30                        |
| 27  | Far advanced.....  | 39            | —                   | —                       | 8   | 12                        |
| 28  | Other and unspecified pulmonary.....                         | 2             | —                   | —                       | —   | 1                         |
| 29  | Pleurisy with effusion.....                                  | 7             | —                   | —                       | —   | 2                         |
| 30  | Pleurisy without effusion.....                               | 4             | —                   | 1                       | —   | 2                         |
| 31  | Primary tuberculosis.....                                    | 7             | —                   | 1                       | 2   | 3                         |
| 32  | Other tuberculosis of the respiratory system.....            | —             | —                   | —                       | —   | —                         |
| 33  | Tuberculosis, other forms.....                               | 14            | 1                   | 1                       | —   | 1                         |
| 34  | <b>Nova Scotia</b> .....                                     | <b>682</b>    | <b>—</b>            | <b>50</b>               | <b>39</b>   | <b>256</b>                |
| 35  | Tuberculosis of the respiratory system.....                  | 674           | —                   | 50                      | 39  | 256                       |
| 36  | Minimal.....   | 75            | —                   | 9                       | 4   | 23                        |
| 37  | Moderately advanced.....                                     | 284           | —                   | 29                      | 15  | 129                       |
| 38  | Far advanced.....  | 288           | —                   | 10                      | 14  | 96                        |
| 39  | Other and unspecified pulmonary.....                         | 2             | —                   | 1                       | —   | —                         |
| 40  | Pleurisy with effusion.....                                  | 8             | —                   | —                       | —   | 4                         |
| 41  | Pleurisy without effusion.....                               | 2             | —                   | 1                       | —   | —                         |
| 42  | Primary tuberculosis.....                                    | 15            | —                   | —                       | 6   | 4                         |
| 43  | Other tuberculosis of the respiratory system.....            | —             | —                   | —                       | —   | —                         |
| 44  | Tuberculosis, other forms.....                               | 8             | —                   | —                       | —   | —                         |
| 45  | <b>New Brunswick</b> .....                                   | <b>885</b>    | <b>8</b>            | <b>67</b>               | <b>81</b>   | <b>216</b>                |
| 46  | Tuberculosis of the respiratory system.....                  | 780           | —                   | 66                      | 81  | 214                       |
| 47  | Minimal.....   | 158           | —                   | 40                      | 27  | 46                        |
| 48  | Moderately advanced.....                                     | 344           | —                   | 11                      | 40  | 126                       |
| 49  | Far advanced.....  | 204           | —                   | 2                       | 7   | 29                        |
| 50  | Other and unspecified pulmonary.....                         | 4             | —                   | —                       | —   | 1                         |
| 51  | Pleurisy with effusion.....                                  | 42            | —                   | 10                      | 4   | 3                         |
| 52  | Pleurisy without effusion.....                               | 2             | —                   | —                       | —   | 1                         |
| 53  | Primary tuberculosis.....                                    | 21            | —                   | 3                       | 2   | 6                         |
| 54  | Other tuberculosis of the respiratory system.....            | 5             | —                   | —                       | 1   | 2                         |
| 55  | Tuberculosis, other forms.....                               | 105           | 8                   | 1                       | —   | 2                         |
| 56  | <b>Quebec</b> .....  | <b>5,589</b>  | <b>39</b>           | <b>635</b>              | <b>1,187</b>  | <b>530</b>                |
| 57  | Tuberculosis of the respiratory system.....                  | 5,415         | —                   | 623                     | 1,174   | 529                       |
| 58  | Minimal.....   | 1,375         | —                   | 252                     | 534   | 147                       |
| 59  | Moderately advanced.....                                     | 2,397         | —                   | 225                     | 461   | 291                       |
| 60  | Far advanced.....  | 1,319         | —                   | 63                      | 102   | 75                        |
| 61  | Other and unspecified pulmonary.....                         | 24            | —                   | 5                       | 2   | —                         |
| 62  | Pleurisy with effusion.....                                  | 127           | —                   | 29                      | 22  | 9                         |
| 63  | Pleurisy without effusion.....                               | 20            | —                   | 4                       | 6   | —                         |
| 64  | Primary tuberculosis.....                                    | 137           | —                   | 45                      | 44  | 6                         |
| 65  | Other tuberculosis of the respiratory system.....            | 16            | —                   | —                       | 3   | 1                         |
| 66  | Tuberculosis, other forms.....                               | 174           | 39                  | 12                      | 13  | 1                         |

TABLEAU 43. Séparations de tuberculeux - Diagnostic d'admission et état à la sortie, 1951

| Improved<br>Amélioré | Unimproved<br>Non amélioré | Died<br>Décès | Not treated<br>Non traité | Transferred<br>Transféré | Diagnostic d'admission  | No |
|----------------------|----------------------------|---------------|---------------------------|--------------------------|---|----|
| 3.206                | 1.313                      | 1.527         | 54                        | 2.114                    | CANADA .....  | 1  |
| 2.697                | 1.224                      | 1.459         | 44                        | 1.998                    | Tuberculose de l'appareil respiratoire .....                    | 2  |
| 492                  | 198                        | 44            | 19                        | 282                      | Minime (002.1) .....  | 3  |
| 1.154                | 515                        | 272           | 13                        | 950                      | Modérément avancée (002.2).....                                 | 4  |
| 753                  | 445                        | 1.087         | 4                         | 645                      | Très avancée (002.3).....                                       | 5  |
| 19                   | 5                          | 8             | 2                         | 5                        | Pulmonaire, autre et non spécifiée (002.4) .....                | 6  |
| 147                  | 33                         | 8             | 2                         | 45                       | Pleurésie avec épanchement (003.1).....                         | 7  |
| 11                   | 5                          | 6             | 1                         | 3                        | Pleurésie sans épanchement (003.2).....                         | 8  |
| 108                  | 18                         | 30            | 2                         | 63                       | Primo-infection tuberculeuse (004).....                         | 9  |
| 13                   | 5                          | 4             | 1                         | 5                        | Autres tuberculoses de l'appareil respiratoire (001, 5-8) ..... | 10 |
| 509                  | 89                         | 68            | 10                        | 116                      | Autres formes de tuberculose (010-019).....                     | 11 |
| 13                   | 17                         | 37            | -                         | -                        | Terre-Neuve .....   | 12 |
| 13                   | 17                         | 37            | -                         | -                        | Tuberculose de l'appareil respiratoire .....                    | 13 |
| -                    | 1                          | -             | -                         | -                        | Minime.....   | 14 |
| 5                    | 10                         | 4             | -                         | -                        | Modérément avancée .....  | 15 |
| 7                    | 6                          | 33            | -                         | -                        | Très avancée .....  | 16 |
| -                    | -                          | -             | -                         | -                        | Pulmonaire, autre et non spécifiée.....                         | 17 |
| -                    | -                          | -             | -                         | -                        | Pleurésie avec épanchement .....                                | 18 |
| -                    | -                          | -             | -                         | -                        | Pleurésie sans épanchement .....                                | 19 |
| 1                    | -                          | -             | -                         | -                        | Primo-infection tuberculeuse .....                              | 20 |
| -                    | -                          | -             | -                         | -                        | Autres tuberculoses de l'appareil respiratoire .....            | 21 |
| -                    | -                          | -             | -                         | -                        | Autres formes de tuberculose.....                               | 22 |
| 32                   | 8                          | 11            | -                         | -                        | Ile-du-Prince-Édouard .....                                     | 23 |
| 24                   | 6                          | 10            | -                         | -                        | Tuberculose de l'appareil respiratoire .....                    | 24 |
| 3                    | -                          | 1             | -                         | -                        | Minime .....  | 25 |
| 6                    | 2                          | 1             | -                         | -                        | Modérément avancée .....  | 26 |
| 9                    | 3                          | 7             | -                         | -                        | Très avancée .....  | 27 |
| -                    | 1                          | -             | -                         | -                        | Pulmonaire, autre et non spécifiée.....                         | 28 |
| 5                    | -                          | -             | -                         | -                        | Pleurésie avec épanchement .....                                | 29 |
| 1                    | -                          | -             | -                         | -                        | Pleurésie sans épanchement .....                                | 30 |
| -                    | -                          | 1             | -                         | -                        | Primo-infection tuberculeuse .....                              | 31 |
| -                    | -                          | -             | -                         | -                        | Autres tuberculoses de l'appareil respiratoire .....            | 32 |
| 8                    | 2                          | 1             | -                         | -                        | Autres formes de tuberculose.....                               | 33 |
| 132                  | 42                         | 51            | 2                         | 110                      | Nouvelle-Écosse .....   | 34 |
| 127                  | 42                         | 49            | 2                         | 109                      | Tuberculose de l'appareil respiratoire .....                    | 35 |
| 24                   | 3                          | 1             | 2                         | 9                        | Minime .....  | 36 |
| 44                   | 19                         | 7             | -                         | 41                       | Modérément avancée .....  | 37 |
| 53                   | 20                         | 39            | -                         | 56                       | Très avancée .....  | 38 |
| -                    | -                          | 1             | -                         | -                        | Pulmonaire, autre et non spécifiée.....                         | 39 |
| 3                    | -                          | -             | -                         | 1                        | Pleurésie avec épanchement .....                                | 40 |
| -                    | -                          | -             | -                         | 1                        | Pleurésie sans épanchement .....                                | 41 |
| 3                    | -                          | 1             | -                         | 1                        | Primo-infection tuberculeuse .....                              | 42 |
| -                    | -                          | -             | -                         | -                        | Autres tuberculoses de l'appareil respiratoire .....            | 43 |
| 5                    | -                          | 2             | -                         | 1                        | Autres formes de tuberculose.....                               | 44 |
| 224                  | 58                         | 69            | 2                         | 160                      | Nouveau-Brunswick .....   | 45 |
| 154                  | 55                         | 64            | 1                         | 145                      | Tuberculose de l'appareil respiratoire .....                    | 46 |
| 23                   | 5                          | 2             | -                         | 15                       | Minime .....  | 47 |
| 67                   | 22                         | 10            | 1                         | 67                       | Modérément avancée .....  | 48 |
| 35                   | 23                         | 49            | -                         | 58                       | Très avancée .....  | 49 |
| 1                    | 1                          | -             | -                         | 1                        | Pulmonaire, autre et non spécifiée.....                         | 50 |
| 17                   | 3                          | 1             | -                         | 4                        | Pleurésie avec épanchement .....                                | 51 |
| 1                    | -                          | -             | -                         | -                        | Pleurésie sans épanchement .....                                | 52 |
| 7                    | 1                          | 2             | -                         | -                        | Primo-infection tuberculeuse .....                              | 53 |
| 2                    | -                          | -             | -                         | -                        | Autres tuberculoses de l'appareil respiratoire .....            | 54 |
| 70                   | 3                          | 5             | 1                         | 15                       | Autres formes de tuberculose.....                               | 55 |
| 1.283                | 536                        | 560           | 17                        | 802                      | Québec.....   | 56 |
| 1.224                | 518                        | 550           | 11                        | 786                      | Tuberculose de l'appareil respiratoire .....                    | 57 |
| 224                  | 90                         | 15            | 5                         | 108                      | Minime .....  | 58 |
| 598                  | 246                        | 119           | 2                         | 455                      | Modérément avancée .....  | 59 |
| 325                  | 156                        | 396           | 2                         | 200                      | Très avancée .....  | 60 |
| 10                   | 3                          | 3             | -                         | 1                        | Pulmonaire, autre et non spécifiée.....                         | 61 |
| 36                   | 14                         | 5             | 2                         | 10                       | Pleurésie avec épanchement .....                                | 62 |
| 4                    | 3                          | 2             | -                         | 1                        | Pleurésie sans épanchement .....                                | 63 |
| 21                   | 5                          | 6             | -                         | 10                       | Primo-infection tuberculeuse .....                              | 64 |
| 6                    | 1                          | 4             | -                         | 1                        | Autres tuberculoses de l'appareil respiratoire .....            | 65 |
| 59                   | 18                         | 10            | 6                         | 16                       | Autres formes de tuberculose.....                               | 66 |



TABLE 43. Tuberculous separations — admission diagnosis by condition on discharge, 1951 — Concluded

| No. | Admission diagnosis                               | Total | Cured<br>Guéri | Arrested<br>Arrêté | Apparently<br>arrested<br>Apparemment<br>arrêté | Quiescent<br>Dormant |
|-----|---|-------|----------------|--------------------|---|----------------------|
| 1   | Ontario.....                                      | 3,819 | 59             | 374                | 395   | 1,309                |
| 2   | Tuberculosis of the respiratory*system .....      | 3,571 | —              | 365                | 382   | 1,293                |
| 3   | Minimal .....                                     | 627   | —              | 59                 | 105   | 293                  |
| 4   | Moderately advanced.....                          | 1,433 | —              | 123                | 170   | 585                  |
| 5   | Far advanced .....                                | 1,145 | —              | 48                 | 78  | 319                  |
| 6   | Other and unspecified pulmonary.....              | 13    | —              | —                  | 1   | 4                    |
| 7   | Pleurisy with effusion.....                       | 135   | —              | 34                 | 13  | 38                   |
| 8   | Pleurisy without effusion.....                    | 5     | —              | —                  | —   | 2                    |
| 9   | Primary tuberculosis.....                         | 203   | —              | 100                | 13  | 51                   |
| 10  | Other tuberculosis of the respiratory system..... | 10    | —              | 1                  | 2   | 1                    |
| 11  | Tuberculosis, other forms.....                    | 248   | 59             | 9                  | 13  | 16                   |
| 12  | Manitoba .....                                    | 1,397 | 20             | 165                | 274   | 148                  |
| 13  | Tuberculosis of the respiratory system .....      | 1,254 | —              | 156                | 270   | 146                  |
| 14  | Minimal .....                                     | 305   | —              | 59                 | 90  | 26                   |
| 15  | Moderately advanced.....                          | 424   | —              | 41                 | 107   | 61                   |
| 16  | Far advanced .....                                | 401   | —              | 14                 | 57  | 52                   |
| 17  | Other and unspecified pulmonary.....              | 7     | —              | 2                  | —   | —                    |
| 18  | Pleurisy with effusion.....                       | 48    | —              | 5                  | 6   | 3                    |
| 19  | Pleurisy without effusion.....                    | 4     | —              | 1                  | 1   | —                    |
| 20  | Primary tuberculosis.....                         | 61    | —              | 34                 | 8   | 4                    |
| 21  | Other tuberculosis of the respiratory system..... | 4     | —              | —                  | 1   | —                    |
| 22  | Tuberculosis, other forms.....                    | 143   | 20             | 9                  | 4   | 2                    |
| 23  | Saskatchewan .....                                | 763   | 3              | 9                  | 57  | 188                  |
| 24  | Tuberculosis of the respiratory system .....      | 600   | —              | 9                  | 55  | 167                  |
| 25  | Minimal .....                                     | 95    | —              | 7                  | 10  | 38                   |
| 26  | Moderately advanced.....                          | 183   | —              | 1                  | 19  | 54                   |
| 27  | Far advanced .....                                | 269   | —              | 1                  | 14  | 61                   |
| 28  | Other and unspecified pulmonary.....              | 2     | —              | —                  | —   | —                    |
| 29  | Pleurisy with effusion.....                       | 22    | —              | —                  | 7   | 5                    |
| 30  | Pleurisy without effusion.....                    | 3     | —              | —                  | —   | 2                    |
| 31  | Primary tuberculosis.....                         | 22    | —              | —                  | 5   | 5                    |
| 32  | Other tuberculosis of the respiratory system..... | 4     | —              | —                  | —   | 2                    |
| 33  | Tuberculosis, other forms.....                    | 163   | 3              | —                  | 2   | 21                   |
| 34  | Alberta.....                                      | 781   | 14             | 50                 | 75  | 149                  |
| 35  | Tuberculosis of the respiratory system .....      | 632   | —              | 49                 | 72  | 140                  |
| 36  | Minimal .....                                     | 125   | —              | 15                 | 8   | 28                   |
| 37  | Moderately advanced.....                          | 227   | —              | 18                 | 23  | 71                   |
| 38  | Far advanced .....                                | 158   | —              | 4                  | 11  | 33                   |
| 39  | Other and unspecified pulmonary.....              | 1     | —              | —                  | 1   | —                    |
| 40  | Pleurisy with effusion.....                       | 40    | —              | 2                  | 5   | 3                    |
| 41  | Pleurisy without effusion.....                    | 1     | —              | —                  | —   | —                    |
| 42  | Primary tuberculosis.....                         | 77    | —              | 10                 | 24  | 4                    |
| 43  | Other tuberculosis of the respiratory system..... | 3     | —              | —                  | —   | 1                    |
| 44  | Tuberculosis, other forms.....                    | 149   | 14             | 1                  | 3   | 9                    |
| 45  | British Columbia .....                            | 1,265 | 1              | 34                 | 148   | 505                  |
| 46  | Tuberculosis of the respiratory system .....      | 1,208 | —              | 33                 | 147   | 503                  |
| 47  | Minimal .....                                     | 315   | —              | 6                  | 61  | 158                  |
| 48  | Moderately advanced.....                          | 469   | —              | 12                 | 55  | 218                  |
| 49  | Far advanced .....                                | 262   | —              | 3                  | 16  | 68                   |
| 50  | Other and unspecified pulmonary.....              | 2     | —              | —                  | —   | —                    |
| 51  | Pleurisy with effusion.....                       | 12    | —              | 1                  | —   | 1                    |
| 52  | Pleurisy without effusion.....                    | 6     | —              | —                  | —   | —                    |
| 53  | Primary tuberculosis.....                         | 140   | —              | 10                 | 15  | 58                   |
| 54  | Other tuberculosis of the respiratory system..... | 2     | —              | 1                  | —   | —                    |
| 55  | Tuberculosis, other forms.....                    | 57    | 1              | 1                  | 1   | 2                    |

TABLEAU 43. Séparations de tuberculeux – Diagnostic d'admission et état à la sortie, 1951 – fin

| Improved<br>—<br>Amélioré | Unimproved<br>—<br>Non amélioré | Died<br>—<br>Décès | Not treated<br>—<br>Non traité | Transferred<br>—<br>Transféré | Diagnostic d'admission                               | No |
|---------------------------|---------------------------------|--------------------|--------------------------------|-------------------------------|--|----|
| 527                       | 287                             | 401                | 18                             | 449                           | Ontario.....   | 1  |
| 437                       | 260                             | 387                | 17                             | 430                           | Tuberculose de l'appareil respiratoire .....         | 2  |
| 56                        | 49                              | 8                  | 8                              | 49                            | Minime .....   | 3  |
| 186                       | 90                              | 71                 | 5                              | 203                           | Modérément avancée .....                             | 4  |
| 144                       | 103                             | 299                | 2                              | 152                           | Très avancée .....                                   | 5  |
| 5                         | —                               | 1                  | 1                              | 1                             | Pulmonaire, autre et non spécifiée .....             | 6  |
| 33                        | 8                               | 1                  | —                              | 8                             | Pleurésie avec épanchement .....                     | 7  |
| 1                         | 1                               | 1                  | —                              | —                             | Pleurésie sans épanchement .....                     | 8  |
| 11                        | 5                               | 6                  | 1                              | 16                            | Primo-infection tuberculeuse .....                   | 9  |
| 1                         | 4                               | —                  | —                              | 1                             | Autres tuberculoses de l'appareil respiratoire ..... | 10 |
| 90                        | 27                              | 14                 | 1                              | 19                            | Autres formes de tuberculose.....                    | 11 |
| 181                       | 89                              | 115                | 7                              | 398                           | Manitoba .....                                       | 12 |
| 128                       | 78                              | 106                | 5                              | 365                           | Tuberculose de l'appareil respiratoire .....         | 13 |
| 21                        | 14                              | 6                  | 1                              | 88                            | Minime .....   | 14 |
| 52                        | 21                              | 21                 | 1                              | 120                           | Modérément avancée .....                             | 15 |
| 35                        | 37                              | 73                 | —                              | 133                           | Très avancée .....                                   | 16 |
| 1                         | —                               | 3                  | 1                              | —                             | Pulmonaire, autre et non spécifiée .....             | 17 |
| 12                        | 2                               | 1                  | —                              | 19                            | Pleurésie avec épanchement .....                     | 18 |
| —                         | 1                               | —                  | 1                              | —                             | Pleurésie sans épanchement .....                     | 19 |
| 7                         | 3                               | 2                  | 1                              | 2                             | Primo-infection tuberculeuse .....                   | 20 |
| —                         | —                               | —                  | —                              | 3                             | Autres tuberculoses de l'appareil respiratoire ..... | 21 |
| 53                        | 11                              | 9                  | 2                              | 33                            | Autres formes de tuberculose.....                    | 22 |
| 241                       | 88                              | 70                 | 1                              | 106                           | Saskatchewan .....                                   | 23 |
| 152                       | 74                              | 60                 | 1                              | 82                            | Tuberculose de l'appareil respiratoire .....         | 24 |
| 29                        | 3                               | 1                  | —                              | 7                             | Minime .....   | 25 |
| 43                        | 19                              | 4                  | 1                              | 42                            | Modérément avancée .....                             | 26 |
| 59                        | 49                              | 54                 | —                              | 31                            | Très avancée .....                                   | 27 |
| 1                         | —                               | —                  | —                              | 1                             | Pulmonaire, autre et non spécifiée .....             | 28 |
| 7                         | 3                               | —                  | —                              | —                             | Pleurésie avec épanchement .....                     | 29 |
| 1                         | —                               | —                  | —                              | —                             | Pleurésie sans épanchement .....                     | 30 |
| 10                        | —                               | 1                  | —                              | 1                             | Primo-infection tuberculeuse .....                   | 31 |
| 2                         | —                               | —                  | —                              | —                             | Autres tuberculoses de l'appareil respiratoire ..... | 32 |
| 89                        | 14                              | 10                 | —                              | 24                            | Autres formes de tuberculose.....                    | 33 |
| 356                       | 39                              | 75                 | 2                              | 21                            | Alberta.....   | 34 |
| 260                       | 25                              | 63                 | 2                              | 21                            | Tuberculose de l'appareil respiratoire .....         | 35 |
| 63                        | 6                               | 1                  | 1                              | 3                             | Minime .....   | 36 |
| 87                        | 9                               | 12                 | —                              | 7                             | Modérément avancée .....                             | 37 |
| 50                        | 7                               | 43                 | —                              | 10                            | Très avancée .....                                   | 38 |
| —                         | —                               | —                  | —                              | —                             | Pulmonaire, autre et non spécifiée .....             | 39 |
| 28                        | 2                               | —                  | —                              | —                             | Pleurésie avec épanchement .....                     | 40 |
| —                         | —                               | 1                  | —                              | —                             | Pleurésie sans épanchement .....                     | 41 |
| 31                        | 1                               | 6                  | —                              | 1                             | Primo-infection tuberculeuse .....                   | 42 |
| 1                         | —                               | —                  | 1                              | —                             | Autres tuberculoses de l'appareil respiratoire ..... | 43 |
| 96                        | 14                              | 12                 | —                              | —                             | Autres formes de tuberculose.....                    | 44 |
| 217                       | 149                             | 138                | 5                              | 68                            | Colombie-Britannique .....                           | 45 |
| 178                       | 149                             | 133                | 5                              | 60                            | Tuberculose de l'appareil respiratoire .....         | 46 |
| 49                        | 27                              | 9                  | 2                              | 3                             | Minime .....   | 47 |
| 66                        | 77                              | 23                 | 3                              | 15                            | Modérément avancée .....                             | 48 |
| 35                        | 41                              | 94                 | —                              | 5                             | Très avancée .....                                   | 49 |
| 1                         | —                               | —                  | —                              | 1                             | Pulmonaire, autre et non spécifiée .....             | 50 |
| 6                         | 1                               | —                  | —                              | 3                             | Pleurésie avec épanchement .....                     | 51 |
| 3                         | —                               | 2                  | —                              | 1                             | Pleurésie sans épanchement .....                     | 52 |
| 17                        | 3                               | 5                  | —                              | 32                            | Primo-infection tuberculeuse .....                   | 53 |
| 1                         | —                               | —                  | —                              | —                             | Autres tuberculoses de l'appareil respiratoire ..... | 54 |
| 39                        | —                               | 5                  | —                              | 8                             | Autres formes de tuberculose.....                    | 55 |

Bacillary status on separation was reported for 11,918 of the 13,436 tuberculous discharges and deaths. Of the reported cases in 1951, 25.6 per cent were bacillary and 74.4 per cent non-bacillary, compared with 27.3 per cent and 72.7 per cent respectively one year earlier. Table 44 shows actual frequencies, by province and by bacillary status on admission, while Figure 6 illustrates the percentage distributions of the various discharge status among bacillary and non-bacillary admissions respectively. Transfers and untreated cases are excluded from the table and the figure, and persons of unknown bacillary status are not included in the figure.

Of the 13,436 tuberculous discharges and deaths which occurred in 1951, 6,630 or 49.3 per cent had been bacillary on admission, 4,929 or 36.7 per cent non-bacillary, and the bacillary status of 1,877 or 14.0 per cent had not been determined. Of the 6,630 bacillary admissions, 1,609 or 24.3 per cent were discharged alive but still bacillary; 3,669 or 55.3 per cent were alive and non-bacillary on discharge; 1,196 or 18.0 per cent died (of this last group 85.4 per cent were still bacillary at the time of their deaths); and the remainder, 156 or 2.4 per cent of the bacillary admissions, were discharged alive but their bacillary status was not known. Of the 4,929 non-bacillary admissions discharged or died during 1951, the vast majority—4,126 or 83.7 per cent were alive and still non-bacillary on discharge. Another 238 or 4.8 per cent were among the 1951 live discharges but had become bacillary. Deaths accounted for 206 or 4.2 per cent. Those discharged alive but with unknown bacillary status on discharge numbered 359 and comprised the remaining 7.3 per cent of the 1951 deaths and discharges who had been non-bacillary on admission. Of the 1,877 admissions of unstated bacillary status on admission, only 70, or 3.7 per cent were discharged alive and bacillary. Another 940, or 50.1 per cent were alive and non-bacillary, and 125, or 6.7 per cent died. The remainder, those whose bacillary status was still unknown when they were discharged alive in 1951, numbered 742 and comprised 39.5 per cent of the cases which were of unknown status on admission. As a result of all these movements, it can be said that of the 13,436 tuberculous discharges and deaths which occurred in 1951, a total of 1,917 or 14.3 per cent were alive and bacillary, 8,735 or 65.0 per cent were alive and non-bacillary, 1,257 or 9.4 per cent were alive but their bacillary condition was undetermined, 1,136 or 8.5 per cent were dead and bacillary, 130 or 1.0 per cent were dead and non-bacillary, and 261 or 1.9 per cent were dead and of unknown bacillary status.

L'état bacillaire des malades à la sortie est déclaré dans 11,918 des 13,436 cas de sortie et de décès. Des cas déclarés en 1951, 25.6 p. 100 sont bacillaires et 74.4 p. 100 non bacillaires au regard de 27.3 p. 100 et 72.7 p. 100 respectivement une année plus tôt. Le tableau 44 donne les fréquences réelles, par province et selon l'état bacillaire à l'admission, tandis que le graphique 6 illustre la répartition proportionnelle des divers états, à la sortie, des malades bacillaires et non bacillaires à l'admission. Les transferts et les cas non traités sont exclus du tableau et du graphique et ceux dont l'état bacillaire n'est pas connu ne sont pas compris dans le graphique.

Des 13,436 tuberculeux sortis et décédés en 1951, 6,630 ou 49.3 p. 100 étaient bacillaires à l'admission; 4,929 ou 36.7 p. 100, non bacillaires; et l'état bacillaire de 1,877 ou 14.0 p. 100 n'avait pas été précisé. Sur 6,630 cas bacillaires à l'admission, 1,609 ou 24.3 p. 100 sont sortis vivants mais encore bacillaires; 3,669 ou 55.3 p. 100 vivants mais non bacillaires; 1,196 ou 18.0 p. 100, décédés (de ce dernier groupe, 85.4 p. 100 étaient encore bacillaires au moment de leur décès); et ceux qui restent, (156 ou 2.4 p. 100 des admissions bacillaires) vivants, mais leur état bacillaire n'était pas connu. Des 4,929 cas non bacillaires à l'admission, parmi les malades sortis ou décédés en 1951, la grande majorité (4,126 ou 83.7 p. 100) étaient vivants et encore non bacillaires à la sortie et 238 ou 4.8 p. 100 vivants mais devenus bacillaires. Les décès furent au nombre de 206 ou 4.2 p. 100. Les malades sortis vivants mais dont l'état bacillaire n'était pas connu à la sortie se chiffrent par 359 et comprennent les 7.3 p. 100 qui restent des décès et des sorties des malades qui étaient non bacillaires à l'admission. Des 1,877 cas dont l'état bacillaire à l'admission n'est pas déclaré, 70 seulement ou 3.7 p. 100 sont sortis vivants et bacillaires; 940 autres ou 50.1 p. 100, vivants et non bacillaires; et 125 ou 6.7 p. 100 sont décédés. Le reste, ceux dont l'état bacillaire était encore inconnu lorsqu'ils sont sortis vivants en 1951, se chiffre par 742 et comprend 39.5 p. 100 des cas dont l'état était inconnu à l'admission. En raison de tous ces mouvements, on peut dire que sur les 13,436 tuberculeux sortis et décédés en 1951, 1,917 ou 14.3 p. 100 étaient vivants et bacillaires; 8,735 ou 65.0 p. 100, vivants et non bacillaires; 1,257 ou 9.4 p. 100, vivants mais dont l'état bacillaire n'était pas précisé; 1,136 ou 8.5 p. 100 décédés bacillaires; 130 ou 1.0 p. 100 décédés non bacillaires; et 261 ou 1.9 p. 100 décédés sans que l'état bacillaire soit connu.

FIGURE - 6

GRAPHIQUE - 6

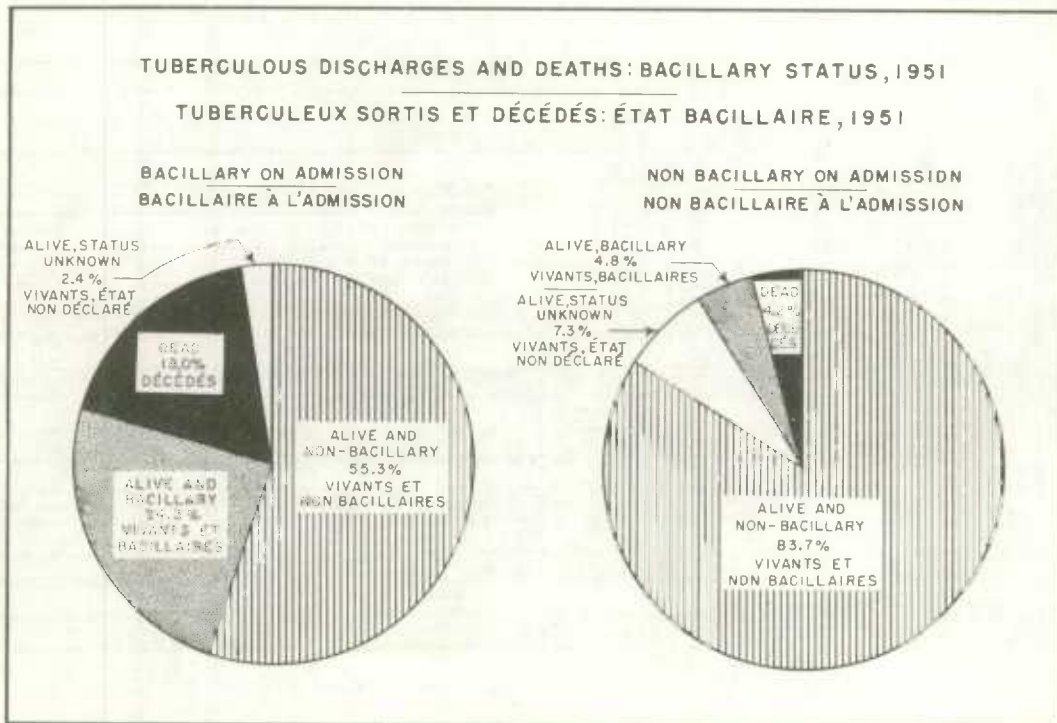




Table 45 shows the nature of treatment given to the 15,604 tuberculous separations by province. Routine treatment only had been given to 33.5 per cent of this number; provincially, the percentage varied from 48.6 in Manitoba to 26.5 in British Columbia and only 8.2 in Newfoundland. Collapse treatment alone was given to 7.0 per cent of the national total, the provincial rates varying from 16.1 per cent in Nova Scotia to 4.1 per cent in Saskatchewan. Special treatment only was received by 40.6 per cent of all tuberculous separations, the rate ranging provincially from 52.9 per cent in Saskatchewan to 20.2 in Newfoundland. Collapse treatment, either alone or in combination with special treatment, was given to 25.9 per cent of the national total and to as many as 71.6 per cent of Newfoundland's and 41.3 per cent of Nova Scotia's tuberculous separations, and to as few as 17.3 per cent of New Brunswick's and 17.2 per cent of Saskatchewan's. Special treatment, either alone or in combination with collapse treatment, had been received by 59.5 per cent of Canada's tuberculous separations. The provincial range here was from 85.2 per cent in Newfoundland to 45.1 per cent in Manitoba.

Table 46 shows the same data, but by diagnosis instead of by province. Routine treatment only, given to 33.5 per cent of the total, had been applied to 72.3 per cent of cases diagnosed as pleurisy without effusion and, at the other extreme, to only 27.1 per cent of far advanced pulmonary cases. Collapse treatment alone, given to 7.0 per cent of all tuberculous separations, was the method used for treating 10.6 per cent of moderately advanced pulmonary cases. Special treatment alone was used for 67.4 per cent of all separations with admission diagnoses of tuberculosis, other forms. Figure 7 shows the percentage distribution of these various types of treatment among separations in the various diagnostic groupings.

Le tableau 45 indique la nature du traitement donné aux 15,604 tuberculeux sortis, par province, et dont 33,5 p. 100 n'ont reçu que le traitement courant. Le pourcentage provincial varie de 48,6 au Manitoba à 26,5 en Colombie-Britannique et 8,2 seulement à Terre-Neuve. Le collapsus seul a été donné à 7,0 p. 100 du total national, les taux provinciaux variant de 16,1 p. 100 en Nouvelle-Ecosse à 4,1 p. 100 en Saskatchewan. Un traitement spécial seulement a été donné à 40,6 p. 100 de tous les tuberculeux sortis, les taux provinciaux variant de 52,9 p. 100 en Saskatchewan à 20,2 à Terre-Neuve. Le collapsus seul ou avec traitement spécial a été donné à 25,9 p. 100 du total national, les taux provinciaux variant de chiffres aussi élevés que 71,6 p. 100 à Terre-Neuve et 41,3 p. 100 en Nouvelle-Ecosse et à des proportions aussi faibles que 17,3 p. 100 au Nouveau-Brunswick et 17,2 p. 100 en Saskatchewan. Un traitement spécial seul ou avec collapsus a été donné à 59,5 p. 100 des tuberculeux sortis au Canada, la proportion provinciale variant de 85,2 p. 100 à Terre-Neuve à 45,1 p. 100 au Manitoba.

Le tableau 46 contient les mêmes données, mais par diagnostic plutôt que par province. Le traitement courant seulement a été donné à 33,5 p. 100 du total, à 72,3 p. 100 des pleurétiques sans épanchement et, à l'autre extrême, à 27,1 p. 100 seulement des pulmonaires très avancés. Le collapsus seul a été donné à 7,0 p. 100 de tous les tuberculeux sortis et à 10,6 p. 100 des pulmonaires modérément avancés. Un traitement spécial seulement a été appliqué dans le cas de 67,4 p. 100 de tous les malades sortis qui, à l'admission, souffraient d'autres formes de tuberculose. Le graphique 7 donne la répartition proportionnelle de ces traitements entre les tuberculeux sortis et figurant aux divers groupes de diagnostics.

FIGURE - 7

GRAPHIQUE - 7

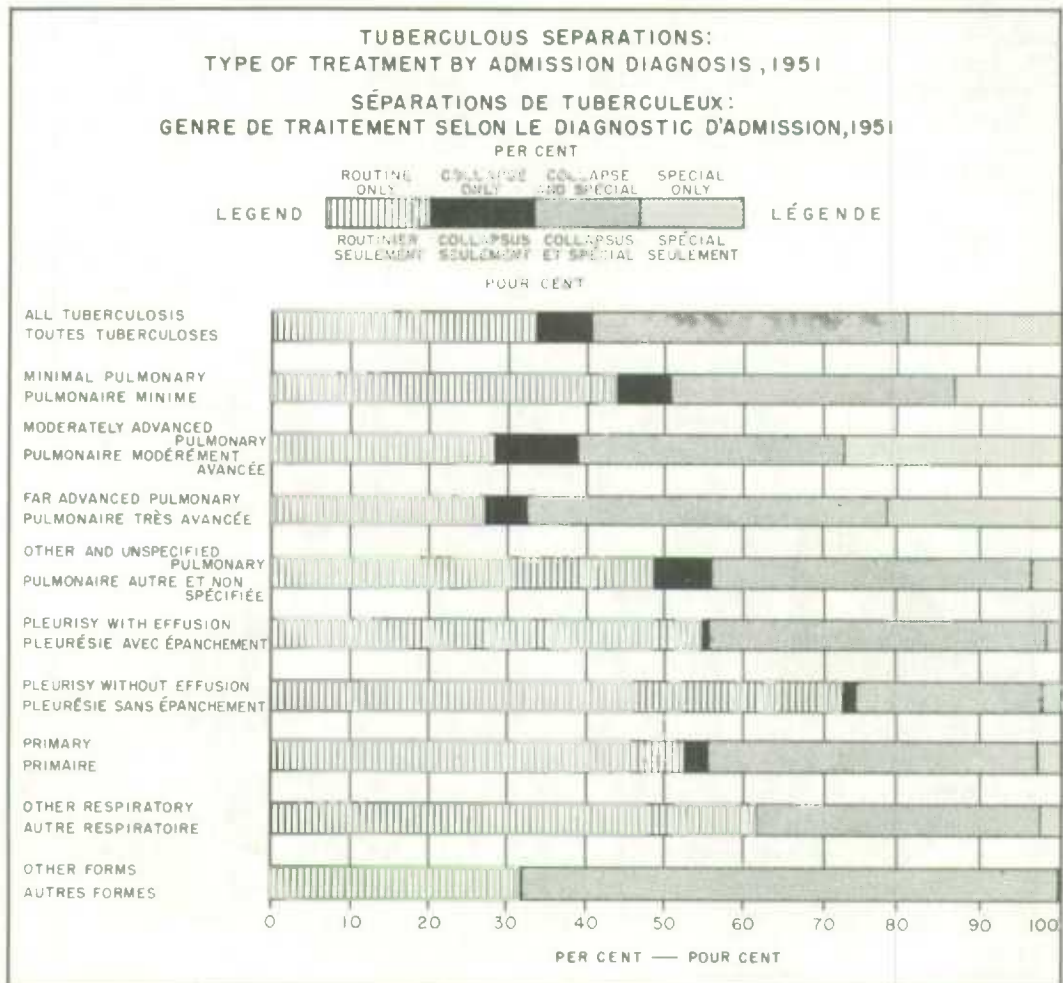


TABLE 44. Tuberculous discharges and deaths - bacillary status on separation by bacillary status on admission, 1951

| No. | Admission status            | Separation status - État à la sortie |                      |                 |                        |                      |                 |
|-----|-----------------------------|--------------------------------------|----------------------|-----------------|------------------------|----------------------|-----------------|
|     |                             | All status - Tous états              |                      |                 | Bacillary - Bacillaire |                      |                 |
|     |                             | Total                                | Discharged<br>Sortis | Died<br>Décédés | Total                  | Discharged<br>Sortis | Died<br>Décédés |
| 1   | <b>CANADA</b>               | <b>13,436</b>                        | <b>11,909</b>        | <b>1,527</b>    | <b>3,053</b>           | <b>1,917</b>         | <b>1,136</b>    |
|     | Bacillary:                  |                                      |                      |                 |                        |                      |                 |
| 2   | Total                       | 6,630                                | 5,434                | 1,196           | 2,630                  | 1,609                | 1,021           |
| 3   | Respiratory tuberculosis    | 6,607                                | 5,416                | 1,191           | 2,623                  | 1,603                | 1,020           |
| 4   | Tuberculosis, other forms   | 23                                   | 18                   | 5               | 7                      | 6                    | 1               |
|     | Non-bacillary:              |                                      |                      |                 |                        |                      |                 |
| 5   | Total                       | 4,929                                | 4,723                | 206             | 321                    | 238                  | 83              |
| 6   | Respiratory tuberculosis    | 4,762                                | 4,573                | 189             | 316                    | 236                  | 80              |
| 7   | Tuberculosis, other forms   | 167                                  | 150                  | 17              | 5                      | 2                    | 3               |
|     | Not stated:                 |                                      |                      |                 |                        |                      |                 |
| 8   | Total                       | 1,877                                | 1,752                | 125             | 102                    | 70                   | 32              |
| 9   | Respiratory tuberculosis    | 1,131                                | 1,052                | 79              | 80                     | 55                   | 25              |
| 10  | Tuberculosis, other forms   | 746                                  | 700                  | 46              | 22                     | 15                   | 7               |
| 11  | <b>Newfoundland</b>         | <b>257</b>                           | <b>220</b>           | <b>37</b>       | <b>50</b>              | <b>19</b>            | <b>31</b>       |
|     | Bacillary:                  |                                      |                      |                 |                        |                      |                 |
| 12  | Total                       | 179                                  | 149                  | 30              | 47                     | 19                   | 28              |
| 13  | Respiratory tuberculosis    | 178                                  | 148                  | 30              | 47                     | 19                   | 28              |
| 14  | Tuberculosis, other forms   | 1                                    | 1                    | -               | -                      | -                    | -               |
|     | Non-bacillary:              |                                      |                      |                 |                        |                      |                 |
| 15  | Total                       | 70                                   | 68                   | 4               | 2                      | -                    | 2               |
| 16  | Respiratory tuberculosis    | 70                                   | 68                   | 4               | 2                      | -                    | 2               |
| 17  | Tuberculosis, other forms   | -                                    | -                    | -               | -                      | -                    | -               |
|     | Not stated:                 |                                      |                      |                 |                        |                      |                 |
| 18  | Total                       | 6                                    | 3                    | 3               | 1                      | -                    | 1               |
| 19  | Respiratory tuberculosis    | 6                                    | 3                    | 3               | 1                      | -                    | 1               |
| 20  | Tuberculosis, other forms   | -                                    | -                    | -               | -                      | -                    | -               |
| 21  | <b>Prince Edward Island</b> | <b>166</b>                           | <b>155</b>           | <b>11</b>       | <b>18</b>              | <b>13</b>            | <b>5</b>        |
|     | Bacillary:                  |                                      |                      |                 |                        |                      |                 |
| 22  | Total                       | 61                                   | 53                   | 8               | 16                     | 11                   | 5               |
| 23  | Respiratory tuberculosis    | 60                                   | 53                   | 7               | 16                     | 11                   | 5               |
| 24  | Tuberculosis, other forms   | 1                                    | -                    | 1               | -                      | -                    | -               |
|     | Non-bacillary:              |                                      |                      |                 |                        |                      |                 |
| 25  | Total                       | 101                                  | 98                   | 3               | 2                      | 2                    | -               |
| 26  | Respiratory tuberculosis    | 90                                   | 87                   | 3               | 1                      | 1                    | -               |
| 27  | Tuberculosis, other forms   | 11                                   | 11                   | -               | 1                      | 1                    | -               |
|     | Not stated:                 |                                      |                      |                 |                        |                      |                 |
| 28  | Total                       | 4                                    | 4                    | -               | -                      | -                    | -               |
| 29  | Respiratory tuberculosis    | 2                                    | 2                    | -               | -                      | -                    | -               |
| 30  | Tuberculosis, other forms   | 2                                    | 2                    | -               | -                      | -                    | -               |
| 31  | <b>Nova Scotia</b>          | <b>570</b>                           | <b>519</b>           | <b>51</b>       | <b>126</b>             | <b>96</b>            | <b>30</b>       |
|     | Bacillary:                  |                                      |                      |                 |                        |                      |                 |
| 32  | Total                       | 327                                  | 288                  | 39              | 110                    | 83                   | 27              |
| 33  | Respiratory tuberculosis    | 327                                  | 288                  | 39              | 110                    | 83                   | 27              |
| 34  | Tuberculosis, other forms   | -                                    | -                    | -               | -                      | -                    | -               |
|     | Non-bacillary:              |                                      |                      |                 |                        |                      |                 |
| 35  | Total                       | 202                                  | 197                  | 5               | 11                     | 8                    | 3               |
| 36  | Respiratory tuberculosis    | 197                                  | 192                  | 5               | 11                     | 8                    | 3               |
| 37  | Tuberculosis, other forms   | 5                                    | 5                    | -               | -                      | -                    | -               |
|     | Not stated:                 |                                      |                      |                 |                        |                      |                 |
| 38  | Total                       | 41                                   | 34                   | 7               | 5                      | 5                    | -               |
| 39  | Respiratory tuberculosis    | 39                                   | 34                   | 5               | 5                      | 5                    | -               |
| 40  | Tuberculosis, other forms   | 2                                    | -                    | 2               | -                      | -                    | -               |
| 41  | <b>New Brunswick</b>        | <b>723</b>                           | <b>654</b>           | <b>69</b>       | <b>122</b>             | <b>72</b>            | <b>50</b>       |
|     | Bacillary:                  |                                      |                      |                 |                        |                      |                 |
| 42  | Total                       | 226                                  | 178                  | 48              | 96                     | 55                   | 41              |
| 43  | Respiratory tuberculosis    | 226                                  | 178                  | 48              | 96                     | 55                   | 41              |
| 44  | Tuberculosis, other forms   | -                                    | -                    | -               | -                      | -                    | -               |
|     | Non-bacillary:              |                                      |                      |                 |                        |                      |                 |
| 45  | Total                       | 350                                  | 339                  | 11              | 22                     | 16                   | 6               |
| 46  | Respiratory tuberculosis    | 337                                  | 327                  | 10              | 21                     | 16                   | 5               |
| 47  | Tuberculosis, other forms   | 13                                   | 12                   | 1               | 1                      | -                    | 1               |
|     | Not stated:                 |                                      |                      |                 |                        |                      |                 |
| 48  | Total                       | 147                                  | 137                  | 10              | 4                      | 1                    | 3               |
| 49  | Respiratory tuberculosis    | 71                                   | 65                   | 6               | 4                      | 1                    | 3               |
| 50  | Tuberculosis, other forms   | 76                                   | 72                   | 4               | -                      | -                    | -               |
| 51  | <b>Quebec</b>               | <b>4,770</b>                         | <b>4,210</b>         | <b>560</b>      | <b>1,321</b>           | <b>872</b>           | <b>449</b>      |
|     | Bacillary:                  |                                      |                      |                 |                        |                      |                 |
| 52  | Total                       | 2,597                                | 2,127                | 470             | 1,148                  | 740                  | 408             |
| 53  | Respiratory tuberculosis    | 2,593                                | 2,125                | 468             | 1,147                  | 740                  | 407             |
| 54  | Tuberculosis, other forms   | 4                                    | 2                    | 2               | 1                      | -                    | 1               |
|     | Non-bacillary:              |                                      |                      |                 |                        |                      |                 |
| 55  | Total                       | 1,743                                | 1,681                | 62              | 132                    | 104                  | 28              |
| 56  | Respiratory tuberculosis    | 1,709                                | 1,650                | 59              | 132                    | 104                  | 28              |
| 57  | Tuberculosis, other forms   | 34                                   | 31                   | 3               | -                      | -                    | -               |

TABLEAU 44. Sorties et décès de tuberculeux - État bacillaire à la sortie, d'après l'état bacillaire à l'admission, 1951

| Separation status - État à la sortie |                      |                 |                          |                      |                 | État à l'admission                          | No |
|--------------------------------------|----------------------|-----------------|--------------------------|----------------------|-----------------|---|----|
| Non bacillary - Non bacillaire       |                      |                 | Not stated - Non déclaré |                      |                 |   |    |
| Total                                | Discharged<br>Sortis | Died<br>Décédés | Total                    | Discharged<br>Sortis | Died<br>Décédés |   |    |
| 8,865                                | 8,735                | 130             | 1,518                    | 1,257                | 261             | <b>CANADA</b> .....                         | 1  |
|                                      |                      |                 |                          |                      |                 | Bacillaire:                                 |    |
| 3,709                                | 3,669                | 40              | 291                      | 156                  | 135             | Total .....                                 | 2  |
| 3,704                                | 3,664                | 40              | 280                      | 149                  | 131             | Tuberculose de l'appareil respiratoire..... | 3  |
| 5                                    | 5                    | -               | 11                       | 7                    | 4               | Autres formes de tuberculose .....          | 4  |
|                                      |                      |                 |                          |                      |                 | Non-bacillaire:                             |    |
| 4,202                                | 4,126                | 76              | 406                      | 359                  | 47              | Total .....                                 | 5  |
| 4,140                                | 4,067                | 73              | 306                      | 270                  | 36              | Tuberculose de l'appareil respiratoire..... | 6  |
| 62                                   | 59                   | 3               | 100                      | 89                   | 11              | Autres formes de tuberculose .....          | 7  |
|                                      |                      |                 |                          |                      |                 | Non déclaré:                                |    |
| 954                                  | 940                  | 14              | 821                      | 742                  | 79              | Total .....                                 | 8  |
| 822                                  | 810                  | 12              | 229                      | 187                  | 42              | Tuberculose de l'appareil respiratoire..... | 9  |
| 132                                  | 130                  | 2               | 592                      | 555                  | 37              | Autres formes de tuberculose .....          | 10 |
| 203                                  | 199                  | 4               | 4                        | 2                    | 2               | <b>Terre-Neuve</b> .....                    | 11 |
|                                      |                      |                 |                          |                      |                 | Bacillaire:                                 |    |
| 131                                  | 129                  | 2               | 1                        | 1                    | -               | Total .....                                 | 12 |
| 131                                  | 129                  | 2               | -                        | -                    | -               | Tuberculose de l'appareil respiratoire..... | 13 |
| -                                    | -                    | -               | 1                        | 1                    | -               | Autres formes de tuberculose .....          | 14 |
|                                      |                      |                 |                          |                      |                 | Non-bacillaire:                             |    |
| 69                                   | 67                   | 2               | 1                        | 1                    | -               | Total .....                                 | 15 |
| 69                                   | 67                   | 2               | 1                        | 1                    | -               | Tuberculose de l'appareil respiratoire..... | 16 |
| -                                    | -                    | -               | -                        | -                    | -               | Autres formes de tuberculose .....          | 17 |
|                                      |                      |                 |                          |                      |                 | Non déclaré:                                |    |
| 3                                    | 3                    | -               | 2                        | -                    | 2               | Total .....                                 | 18 |
| 3                                    | 3                    | -               | 2                        | -                    | 2               | Tuberculose de l'appareil respiratoire..... | 19 |
| -                                    | -                    | -               | -                        | -                    | -               | Autres formes de tuberculose .....          | 20 |
| 129                                  | 129                  | -               | 19                       | 13                   | 6               | <b>Île-du-Prince-Édouard</b> .....          | 21 |
|                                      |                      |                 |                          |                      |                 | Bacillaire:                                 |    |
| 42                                   | 42                   | -               | 3                        | -                    | 3               | Total .....                                 | 22 |
| 42                                   | 42                   | -               | 2                        | -                    | 2               | Tuberculose de l'appareil respiratoire..... | 23 |
| -                                    | -                    | -               | 1                        | -                    | 1               | Autres formes de tuberculose .....          | 24 |
|                                      |                      |                 |                          |                      |                 | Non bacillaire:                             |    |
| 84                                   | 84                   | -               | 15                       | 12                   | 3               | Total .....                                 | 25 |
| 78                                   | 78                   | -               | 11                       | 8                    | 3               | Tuberculose de l'appareil respiratoire..... | 26 |
| 6                                    | 6                    | -               | 4                        | 4                    | -               | Autres formes de tuberculose .....          | 27 |
|                                      |                      |                 |                          |                      |                 | Non déclaré:                                |    |
| 3                                    | 3                    | -               | 1                        | 1                    | -               | Total .....                                 | 28 |
| 2                                    | 2                    | -               | -                        | -                    | -               | Tuberculose de l'appareil respiratoire..... | 29 |
| 1                                    | 1                    | -               | 1                        | 1                    | -               | Autres formes de tuberculose .....          | 30 |
| 382                                  | 389                  | 3               | 52                       | 34                   | 18              | <b>Nouvelle-Écosse</b> .....                | 31 |
|                                      |                      |                 |                          |                      |                 | Bacillaire:                                 |    |
| 192                                  | 191                  | 1               | 25                       | 14                   | 11              | Total .....                                 | 32 |
| 192                                  | 191                  | 1               | 25                       | 14                   | 11              | Tuberculose de l'appareil respiratoire..... | 33 |
| -                                    | -                    | -               | -                        | -                    | -               | Autres formes de tuberculose .....          | 34 |
|                                      |                      |                 |                          |                      |                 | Non bacillaire:                             |    |
| 180                                  | 179                  | 1               | 11                       | 10                   | 1               | Total .....                                 | 35 |
| 179                                  | 178                  | 1               | 7                        | 6                    | 1               | Tuberculose de l'appareil respiratoire..... | 36 |
| 1                                    | 1                    | -               | 4                        | 4                    | -               | Autres formes de tuberculose .....          | 37 |
|                                      |                      |                 |                          |                      |                 | Non déclaré:                                |    |
| 20                                   | 19                   | 1               | 16                       | 10                   | 6               | Total .....                                 | 38 |
| 20                                   | 19                   | 1               | 14                       | 10                   | 4               | Tuberculose de l'appareil respiratoire..... | 39 |
| -                                    | -                    | -               | 2                        | -                    | 2               | Autres formes de tuberculose .....          | 40 |
| 463                                  | 456                  | 7               | 138                      | 126                  | 12              | <b>Nouveau-Brunswick</b> .....              | 41 |
|                                      |                      |                 |                          |                      |                 | Bacillaire:                                 |    |
| 117                                  | 117                  | -               | 13                       | 6                    | 7               | Total .....                                 | 42 |
| 117                                  | 117                  | -               | 13                       | 6                    | 7               | Tuberculose de l'appareil respiratoire..... | 43 |
| -                                    | -                    | -               | -                        | -                    | -               | Autres formes de tuberculose .....          | 44 |
|                                      |                      |                 |                          |                      |                 | Non bacillaire:                             |    |
| 296                                  | 292                  | 4               | 32                       | 31                   | 1               | Total .....                                 | 45 |
| 293                                  | 289                  | 4               | 23                       | 22                   | 1               | Tuberculose de l'appareil respiratoire..... | 46 |
| 3                                    | 3                    | -               | 9                        | 9                    | -               | Autres formes de tuberculose .....          | 47 |
|                                      |                      |                 |                          |                      |                 | Non déclaré:                                |    |
| 50                                   | 47                   | 3               | 93                       | 89                   | 4               | Total .....                                 | 48 |
| 43                                   | 41                   | 2               | 24                       | 23                   | 1               | Tuberculose de l'appareil respiratoire..... | 49 |
| 7                                    | 6                    | 1               | 69                       | 66                   | 3               | Autres formes de tuberculose .....          | 50 |
| 3,031                                | 2,989                | 42              | 418                      | 349                  | 69              | <b>Québec</b> .....                         | 51 |
|                                      |                      |                 |                          |                      |                 | Bacillaire:                                 |    |
| 1,336                                | 1,321                | 15              | 113                      | 66                   | 47              | Total .....                                 | 52 |
| 1,335                                | 1,320                | 15              | 111                      | 65                   | 46              | Tuberculose de l'appareil respiratoire..... | 53 |
| 1                                    | 1                    | -               | 2                        | 1                    | 1               | Autres formes de tuberculose .....          | 54 |
|                                      |                      |                 |                          |                      |                 | Non bacillaire:                             |    |
| 1,461                                | 1,439                | 22              | 150                      | 138                  | 12              | Total .....                                 | 55 |
| 1,453                                | 1,431                | 22              | 124                      | 115                  | 9               | Tuberculose de l'appareil respiratoire..... | 56 |
| 8                                    | 8                    | -               | 26                       | 23                   | 3               | Autres formes de tuberculose .....          | 57 |



TABLE 44. Tuberculous discharges and deaths—bacillary status on separation by bacillary status on admission, 1951—Concluded

| No. | Admission status                | Separation status — État à la sortie |                           |                      |                        |                           |                      |
|-----|---------------------------------|--------------------------------------|---------------------------|----------------------|------------------------|---------------------------|----------------------|
|     |                                 | All status — Tous états              |                           |                      | Bacillary — Bacillaire |                           |                      |
|     |                                 | Total                                | Discharged<br>—<br>Sortis | Died<br>—<br>Décédés | Total                  | Discharged<br>—<br>Sortis | Died<br>—<br>Décédés |
|     | <b>Quebec — Concluded</b> ..... |                                      |                           |                      |                        |                           |                      |
|     | Not stated:                     |                                      |                           |                      |                        |                           |                      |
| 1   | Total .....                     | 430                                  | 402                       | 28                   | 41                     | 28                        | 13                   |
| 2   | Respiratory tuberculosis .....  | 316                                  | 293                       | 23                   | 34                     | 24                        | 10                   |
| 3   | Tuberculosis, other forms ..... | 114                                  | 109                       | 5                    | 7                      | 4                         | 3                    |
| 4   | <b>Ontario</b> .....            | <b>3,352</b>                         | <b>2,951</b>              | <b>401</b>           | <b>658</b>             | <b>369</b>                | <b>289</b>           |
|     | Bacillary:                      |                                      |                           |                      |                        |                           |                      |
| 5   | Total .....                     | 1,586                                | 1,275                     | 311                  | 556                    | 299                       | 257                  |
| 6   | Respiratory tuberculosis .....  | 1,580                                | 1,269                     | 311                  | 555                    | 298                       | 257                  |
| 7   | Tuberculosis, other forms ..... | 6                                    | 6                         | —                    | 1                      | 1                         | —                    |
|     | Non-bacillary:                  |                                      |                           |                      |                        |                           |                      |
| 8   | Total .....                     | 1,239                                | 1,179                     | 60                   | 80                     | 56                        | 24                   |
| 9   | Respiratory tuberculosis .....  | 1,209                                | 1,150                     | 59                   | 80                     | 56                        | 24                   |
| 10  | Tuberculosis, other forms ..... | 30                                   | 29                        | 1                    | —                      | —                         | —                    |
|     | Not stated:                     |                                      |                           |                      |                        |                           |                      |
| 11  | Total .....                     | 527                                  | 497                       | 30                   | 22                     | 14                        | 8                    |
| 12  | Respiratory tuberculosis .....  | 335                                  | 318                       | 17                   | 20                     | 14                        | 6                    |
| 13  | Tuberculosis, other forms ..... | 192                                  | 179                       | 13                   | 2                      | —                         | 2                    |
| 14  | <b>Manitoba</b> .....           | <b>992</b>                           | <b>877</b>                | <b>115</b>           | <b>181</b>             | <b>101</b>                | <b>80</b>            |
|     | Bacillary:                      |                                      |                           |                      |                        |                           |                      |
| 15  | Total .....                     | 412                                  | 334                       | 78                   | 163                    | 95                        | 68                   |
| 18  | Respiratory tuberculosis .....  | 410                                  | 332                       | 78                   | 163                    | 95                        | 68                   |
| 17  | Tuberculosis, other forms ..... | 2                                    | 2                         | —                    | —                      | —                         | —                    |
|     | Non-bacillary:                  |                                      |                           |                      |                        |                           |                      |
| 18  | Total .....                     | 430                                  | 403                       | 27                   | 18                     | 6                         | 12                   |
| 19  | Respiratory tuberculosis .....  | 400                                  | 376                       | 24                   | 17                     | 6                         | 11                   |
| 20  | Tuberculosis, other forms ..... | 30                                   | 27                        | 3                    | 1                      | —                         | 1                    |
|     | Not stated:                     |                                      |                           |                      |                        |                           |                      |
| 21  | Total .....                     | 150                                  | 140                       | 10                   | —                      | —                         | —                    |
| 22  | Respiratory tuberculosis .....  | 74                                   | 70                        | 4                    | —                      | —                         | —                    |
| 23  | Tuberculosis, other forms ..... | 76                                   | 70                        | 6                    | —                      | —                         | —                    |
| 24  | <b>Saskatchewan</b> .....       | <b>656</b>                           | <b>586</b>                | <b>70</b>            | <b>161</b>             | <b>107</b>                | <b>54</b>            |
|     | Bacillary:                      |                                      |                           |                      |                        |                           |                      |
| 25  | Total .....                     | 311                                  | 256                       | 55                   | 149                    | 97                        | 52                   |
| 26  | Respiratory tuberculosis .....  | 302                                  | 249                       | 53                   | 144                    | 92                        | 52                   |
| 27  | Tuberculosis, other forms ..... | 9                                    | 7                         | 2                    | 5                      | 5                         | —                    |
|     | Non-bacillary:                  |                                      |                           |                      |                        |                           |                      |
| 28  | Total .....                     | 221                                  | 209                       | 12                   | 8                      | 6                         | 2                    |
| 29  | Respiratory tuberculosis .....  | 192                                  | 185                       | 7                    | 7                      | 6                         | 1                    |
| 30  | Tuberculosis, other forms ..... | 29                                   | 24                        | 5                    | 1                      | —                         | 1                    |
|     | Not stated:                     |                                      |                           |                      |                        |                           |                      |
| 31  | Total .....                     | 124                                  | 121                       | 3                    | 4                      | 4                         | —                    |
| 32  | Respiratory tuberculosis .....  | 23                                   | 23                        | —                    | —                      | —                         | —                    |
| 33  | Tuberculosis, other forms ..... | 101                                  | 98                        | 3                    | 4                      | 4                         | —                    |
| 34  | <b>Alberta</b> .....            | <b>758</b>                           | <b>683</b>                | <b>75</b>            | <b>85</b>              | <b>45</b>                 | <b>40</b>            |
|     | Bacillary:                      |                                      |                           |                      |                        |                           |                      |
| 35  | Total .....                     | 242                                  | 200                       | 42                   | 64                     | 30                        | 34                   |
| 36  | Respiratory tuberculosis .....  | 242                                  | 200                       | 42                   | 64                     | 30                        | 34                   |
| 37  | Tuberculosis, other forms ..... | —                                    | —                         | —                    | —                      | —                         | —                    |
|     | Non-bacillary:                  |                                      |                           |                      |                        |                           |                      |
| 38  | Total .....                     | 229                                  | 222                       | 7                    | 6                      | 5                         | 1                    |
| 39  | Respiratory tuberculosis .....  | 223                                  | 218                       | 5                    | 5                      | 4                         | 1                    |
| 40  | Tuberculosis, other forms ..... | 6                                    | 4                         | 2                    | 1                      | 1                         | —                    |
|     | Not stated:                     |                                      |                           |                      |                        |                           |                      |
| 41  | Total .....                     | 287                                  | 261                       | 26                   | 15                     | 10                        | 5                    |
| 42  | Respiratory tuberculosis .....  | 144                                  | 128                       | 16                   | 7                      | 3                         | 4                    |
| 43  | Tuberculosis, other forms ..... | 143                                  | 133                       | 10                   | 8                      | 7                         | 1                    |
| 44  | <b>British Columbia</b> .....   | <b>1,192</b>                         | <b>1,054</b>              | <b>138</b>           | <b>331</b>             | <b>223</b>                | <b>108</b>           |
|     | Bacillary:                      |                                      |                           |                      |                        |                           |                      |
| 45  | Total .....                     | 689                                  | 574                       | 115                  | 281                    | 180                       | 101                  |
| 46  | Respiratory tuberculosis .....  | 689                                  | 574                       | 115                  | 281                    | 180                       | 101                  |
| 47  | Tuberculosis, other forms ..... | —                                    | —                         | —                    | —                      | —                         | —                    |
|     | Non-bacillary:                  |                                      |                           |                      |                        |                           |                      |
| 48  | Total .....                     | 342                                  | 327                       | 15                   | 40                     | 35                        | 5                    |
| 49  | Respiratory tuberculosis .....  | 333                                  | 320                       | 13                   | 40                     | 35                        | 5                    |
| 50  | Tuberculosis, other forms ..... | 9                                    | 7                         | 2                    | —                      | —                         | —                    |
|     | Not stated:                     |                                      |                           |                      |                        |                           |                      |
| 51  | Total .....                     | 161                                  | 153                       | 8                    | 10                     | 8                         | 2                    |
| 52  | Respiratory tuberculosis .....  | 121                                  | 116                       | 5                    | 9                      | 8                         | 1                    |
| 53  | Tuberculosis, other forms ..... | 40                                   | 37                        | 3                    | 1                      | —                         | 1                    |

TABLEAU 44. Sorties et décès de tuberculeux — État bacillaire à la sortie, d'après l'état bacillaire à l'admission, 1951 — fin

| Separation status — État à la sortie |                           |                      |                          |                           |                      | État à l'admission                           | No.       |
|--------------------------------------|---------------------------|----------------------|--------------------------|---------------------------|----------------------|--|-----------|
| Non-bacillary — Non bacillaire       |                           |                      | Not stated — Non déclaré |                           |                      |  |           |
| Total                                | Discharged<br>—<br>Sortis | Died<br>—<br>Décédés | Total                    | Discharged<br>—<br>Sortis | Died<br>—<br>Décédés |  |           |
| <b>Québec — fin</b>                  |                           |                      |                          |                           |                      |  |           |
| Non déclaré:                         |                           |                      |                          |                           |                      |  |           |
| 234                                  | 229                       | 5                    | 155                      | 145                       | 10                   | Total .....                                  | 1         |
| 210                                  | 205                       | 5                    | 72                       | 64                        | 8                    | Tuberculose de l'appareil respiratoire ..... | 2         |
| 24                                   | 24                        | —                    | 83                       | 81                        | 2                    | Autres formes de tuberculose .....           | 3         |
| <b>2,299</b>                         | <b>2,260</b>              | <b>39</b>            | <b>395</b>               | <b>322</b>                | <b>73</b>            | <b>Ontario .....</b>                         | <b>4</b>  |
| Bacillaire:                          |                           |                      |                          |                           |                      |  |           |
| 951                                  | 937                       | 14                   | 79                       | 39                        | 40                   | Total .....                                  | 5         |
| 951                                  | 937                       | 14                   | 74                       | 34                        | 40                   | Tuberculose de l'appareil respiratoire ..... | 6         |
| —                                    | —                         | —                    | 5                        | 5                         | —                    | Autres formes de tuberculose .....           | 7         |
| Non bacillaire:                      |                           |                      |                          |                           |                      |  |           |
| 1,066                                | 1,042                     | 24                   | 93                       | 81                        | 12                   | Total .....                                  | 8         |
| 1,056                                | 1,032                     | 24                   | 73                       | 62                        | 11                   | Tuberculose de l'appareil respiratoire ..... | 9         |
| 10                                   | 10                        | —                    | 20                       | 19                        | 1                    | Autres formes de tuberculose .....           | 10        |
| Non déclaré:                         |                           |                      |                          |                           |                      |  |           |
| 282                                  | 281                       | 1                    | 223                      | 202                       | 21                   | Total .....                                  | 11        |
| 254                                  | 253                       | 1                    | 61                       | 51                        | 10                   | Tuberculose de l'appareil respiratoire ..... | 12        |
| 28                                   | 28                        | —                    | 162                      | 151                       | 11                   | Autres formes de tuberculose .....           | 13        |
| <b>652</b>                           | <b>645</b>                | <b>7</b>             | <b>159</b>               | <b>131</b>                | <b>28</b>            | <b>Manitoba .....</b>                        | <b>14</b> |
| Bacillaire:                          |                           |                      |                          |                           |                      |  |           |
| 233                                  | 233                       | —                    | 16                       | 6                         | 10                   | Total .....                                  | 15        |
| 231                                  | 231                       | —                    | 16                       | 6                         | 10                   | Tuberculose de l'appareil respiratoire ..... | 16        |
| 2                                    | 2                         | —                    | —                        | —                         | —                    | Autres formes de tuberculose .....           | 17        |
| Non bacillaire:                      |                           |                      |                          |                           |                      |  |           |
| 356                                  | 350                       | 6                    | 56                       | 47                        | 9                    | Total .....                                  | 18        |
| 348                                  | 342                       | 6                    | 35                       | 28                        | 7                    | Tuberculose de l'appareil respiratoire ..... | 19        |
| 8                                    | 8                         | —                    | 21                       | 19                        | 2                    | Autres formes de tuberculose .....           | 20        |
| Non déclaré:                         |                           |                      |                          |                           |                      |  |           |
| 63                                   | 62                        | 1                    | 87                       | 78                        | 9                    | Total .....                                  | 21        |
| 58                                   | 57                        | 1                    | 16                       | 13                        | 3                    | Tuberculose de l'appareil respiratoire ..... | 22        |
| 5                                    | 5                         | —                    | 71                       | 65                        | 6                    | Autres formes de tuberculose .....           | 23        |
| <b>436</b>                           | <b>426</b>                | <b>10</b>            | <b>59</b>                | <b>53</b>                 | <b>6</b>             | <b>Saskatchewan .....</b>                    | <b>24</b> |
| Bacillaire:                          |                           |                      |                          |                           |                      |  |           |
| 159                                  | 158                       | 1                    | 3                        | 1                         | 2                    | Total .....                                  | 25        |
| 157                                  | 156                       | 1                    | 1                        | 1                         | —                    | Tuberculose de l'appareil respiratoire ..... | 26        |
| 2                                    | 2                         | —                    | 2                        | —                         | 2                    | Autres formes de tuberculose .....           | 27        |
| Non bacillaire:                      |                           |                      |                          |                           |                      |  |           |
| 209                                  | 200                       | 9                    | 4                        | 3                         | 1                    | Total .....                                  | 28        |
| 183                                  | 177                       | 6                    | 2                        | 2                         | —                    | Tuberculose de l'appareil respiratoire ..... | 29        |
| 26                                   | 23                        | 3                    | 2                        | 1                         | 1                    | Autres formes de tuberculose .....           | 30        |
| Non déclaré:                         |                           |                      |                          |                           |                      |  |           |
| 68                                   | 68                        | —                    | 52                       | 49                        | 3                    | Total .....                                  | 31        |
| 20                                   | 20                        | —                    | 3                        | 3                         | —                    | Tuberculose de l'appareil respiratoire ..... | 32        |
| 48                                   | 48                        | —                    | 49                       | 46                        | 3                    | Autres formes de tuberculose .....           | 33        |
| <b>500</b>                           | <b>494</b>                | <b>6</b>             | <b>173</b>               | <b>144</b>                | <b>29</b>            | <b>Alberta .....</b>                         | <b>34</b> |
| Bacillaire:                          |                           |                      |                          |                           |                      |  |           |
| 165                                  | 163                       | 2                    | 13                       | 7                         | 6                    | Total .....                                  | 35        |
| 165                                  | 163                       | 2                    | 13                       | 7                         | 6                    | Tuberculose de l'appareil respiratoire ..... | 36        |
| —                                    | —                         | —                    | —                        | —                         | —                    | Autres formes de tuberculose .....           | 37        |
| Non bacillaire:                      |                           |                      |                          |                           |                      |  |           |
| 205                                  | 203                       | 2                    | 18                       | 14                        | 4                    | Total .....                                  | 38        |
| 205                                  | 203                       | 2                    | 13                       | 11                        | 2                    | Tuberculose de l'appareil respiratoire ..... | 39        |
| —                                    | —                         | —                    | 5                        | 3                         | 2                    | Autres formes de tuberculose .....           | 40        |
| Non déclaré:                         |                           |                      |                          |                           |                      |  |           |
| 130                                  | 128                       | 2                    | 142                      | 123                       | 19                   | Total .....                                  | 41        |
| 117                                  | 115                       | 2                    | 20                       | 10                        | 10                   | Tuberculose de l'appareil respiratoire ..... | 42        |
| 13                                   | 13                        | —                    | 122                      | 113                       | 9                    | Autres formes de tuberculose .....           | 43        |
| <b>760</b>                           | <b>748</b>                | <b>12</b>            | <b>101</b>               | <b>83</b>                 | <b>18</b>            | <b>Colombie-Britannique .....</b>            | <b>44</b> |
| Bacillaire:                          |                           |                      |                          |                           |                      |  |           |
| 383                                  | 378                       | 5                    | 25                       | 16                        | 9                    | Total .....                                  | 45        |
| 383                                  | 378                       | 5                    | 25                       | 16                        | 9                    | Tuberculose de l'appareil respiratoire ..... | 46        |
| —                                    | —                         | —                    | —                        | —                         | —                    | Autres formes de tuberculose .....           | 47        |
| Non bacillaire:                      |                           |                      |                          |                           |                      |  |           |
| 276                                  | 270                       | 6                    | 26                       | 22                        | 4                    | Total .....                                  | 48        |
| 276                                  | 270                       | 6                    | 17                       | 15                        | 2                    | Tuberculose de l'appareil respiratoire ..... | 49        |
| —                                    | —                         | —                    | 9                        | 7                         | 2                    | Autres formes de tuberculose .....           | 50        |
| Non déclaré:                         |                           |                      |                          |                           |                      |  |           |
| 101                                  | 100                       | 1                    | 50                       | 45                        | 5                    | Total .....                                  | 51        |
| 95                                   | 95                        | —                    | 17                       | 13                        | 4                    | Tuberculose de l'appareil respiratoire ..... | 52        |
| 6                                    | 5                         | 1                    | 33                       | 32                        | 1                    | Autres formes de tuberculose .....           | 53        |

## TUBERCULOSIS INSTITUTIONS

TABLE 45. Tuberculous separations — nature of treatment given, 1951

TABLEAU 45. Séparations de tuberculeux — Nature du traitement subi, 1951

| Nature of treatment                 | Canada        | New-found-land | Prince Edward Island | Nova Scotia | New-Brunswick    | Québec       | Nature du traitement                           |
|-------------------------------------|---------------|----------------|----------------------|-------------|------------------|--------------|--|
| <b>Total</b> .....                  | <b>15,604</b> | <b>257</b>     | <b>166</b>           | <b>682</b>  | <b>885</b>       | <b>5,589</b> | <b>Total</b>                                   |
| Routine treatment only.....         | 5,221         | 21             | 63                   | 245         | 385              | 1,746        | Traitements routiniers seulement               |
| Collapse treatment only.....        | 1,098         | 17             | 12                   | 110         | 78               | 319          | Traitements collapsothérapeutiques seulement   |
| Special treatment only.....         | 6,339         | 52             | 52                   | 155         | 347              | 2,569        | Traitements spéciaux seulement                 |
| Collapse and special treatment..... | 2,946         | 167            | 39                   | 172         | 75               | 955          | Traitements collapsothérapeutiques et spéciaux |
|                                     | Ontario       | Manitoba       | Saskatchewan         | Alberta     | British Columbia |              |  |
| <b>Total</b> .....                  | <b>3,819</b>  | <b>1,397</b>   | <b>763</b>           | <b>781</b>  | <b>1,265</b>     | <b>Total</b> |  |
| Routine treatment only.....         | 1,191         | 679            | 227                  | 329         | 335              |              | Traitements routiniers seulement               |
| Collapse treatment only.....        | 245           | 88             | 31                   | 92          | 106              |              | Traitements collapsothérapeutiques seulement   |
| Special treatment only.....         | 1,599         | 429            | 404                  | 245         | 487              |              | Traitements spéciaux seulement                 |
| Collapse and special treatment..... | 784           | 201            | 101                  | 115         | 337              |              | Traitements collapsothérapeutiques et spéciaux |

TABLE 46. Tuberculous separations — nature of treatment given and type, 1951

TABLEAU 46. Séparations de tuberculeux — Nature du traitement et forme de la tuberculose, 1951

| Nature of treatment                 | Total         | Pulmonary tuberculosis<br>—<br>Tuberculose pulmonaire     |  |   |   | Nature du traitement                           |
|-------------------------------------|---------------|---|--|---|---|--|
|                                     |               | Minimal<br>—<br>Minime                                    | Moderately advanced<br>—<br>Modérément avancée               | Far advanced<br>—<br>Très avancée   | Other and unspecified pulmonary<br>—<br>Pulmonaire autre et non spécifiée |  |
|                                     |               | 002.1   | 002.2  | 002.3   | 002.4   |  |
| <b>Total</b> .....                  | <b>15,604</b> | <b>3,123</b>  | <b>5,952</b>   | <b>4,192</b>  | <b>57</b>   | <b>Total</b>                                   |
| Routine treatment only.....         | 5,221         | 1,367   | 1,685  | 1,138   | 28  | Traitements routiniers seulement               |
| Collapse treatment only.....        | 1,098         | 225   | 634  | 226   | 4   | Traitements collapsothérapeutiques seulement   |
| Special treatment only.....         | 6,339         | 1,128   | 2,028  | 1,924   | 23  | Traitements spéciaux seulement                 |
| Collapse and special treatment..... | 2,946         | 403   | 1,605  | 904   | 2   | Traitements collapsothérapeutiques et spéciaux |
|                                     |               | Pleural tuberculosis<br>—<br>Tuberculose pleurale         |  | Other tuberculosis of respiratory system<br>—<br>Autres tuberculoses de l'appareil respiratoire | Tuberculosis, other forms<br>—<br>Autres formes de tuberculose            |  |
|                                     |               | Pleurisy with effusion<br>—<br>Pleurésie avec épanchement | Pleurisy without effusion<br>—<br>Pleurésie sans épanchement | Primary tuberculosis<br>—<br>Primo-infection tuberculeuse                                       | 001, 5-8  | 010-019  |
|                                     |               | 003.1   | 003.2  | 004   |   |  |
| <b>Total</b> .....                  | <b>442</b>    | <b>47</b>   | <b>685</b>   | <b>44</b>   | <b>1,062</b>  | <b>Total</b>                                   |
| Routine treatment only.....         | 243           | 34  | 361  | 27  | 338   | Traitements routiniers seulement               |
| Collapse treatment only.....        | 3             | 1   | 2  | —   | 3   | Traitements collapsothérapeutiques seulement   |
| Special treatment only.....         | 188           | 11  | 305  | 16  | 716   | Traitements spéciaux seulement                 |
| Collapse and special treatment..... | 8             | 1   | 17   | 1   | 5   | Traitements collapsothérapeutiques et spéciaux |



The number of separated patients given various treatments is shown in Table 47. It must be remembered that these figures include treatments given to non-tuberculous patients, but inasmuch as the commonest listed treatments are specific to tuberculosis, very few such treatments will ordinarily be given to non-tuberculous patients. The intensive research and experimentation being carried on in the tuberculosis field is reflected in the wide variety of treatments being applied to the patients of tuberculosis institutions, 119 being listed for 1951.

The rapid increase in the use of streptomycin and para-aminosalicylic acid (PAS) which was noted in the 1950 report continued in 1951. In 1950, a total of 5,099 separations had been treated with streptomycin and 2,335 with PAS; in 1951 the frequencies were 6,899 and 5,627 respectively, representing increases of 35.3 per cent for streptomycin and 241.0 per cent for PAS. Tuberculous separations increased during the same period by only 6.9 per cent. Preliminary information for 1952 and 1953 indicates that these two drugs are becoming virtually routine in their application to tuberculosis treatment.

Pneumothorax, which in 1950 had a frequency of 2,586, declined during 1951 by 5.8 per cent to 2,434, moving from second place to third on account of the rapid increase in the use of PAS noted above. Thoracoplasty increased in the later year by 6.2 per cent, the frequency going from 1,461 to 1,552; it was the fourth most frequent treatment in each year. Pneumoperitoneum had the largest percentage increase of any of the major collapse treatments; its 1951 frequency at 1,122 was 54.3 per cent greater than the 727 reported for 1950, raising it from sixth place in the earlier year to fifth in the later. Pneumolysis, which was reduced by 3.8 per cent from 873 in 1950 to 840 in 1951 fell in consequence from fifth rank to sixth. Phrenicotomy showed the largest percentage decline of any of the most common treatments, falling by 16.0 per cent from 545 in 1950 to 458 in 1951, but it still ranked seventh in the later year. No other treatment had a reported frequency in excess of 300 in either year. The six remaining treatments which had reported frequencies of 100 or more in 1951 were as follows (frequencies in parentheses): penicillin (296 in 1951; 201 in 1950); aspiration (241 in 1951; 214 in 1950); plaster cast (196 in 1951; 89 in 1950); transfusion (183 in 1951; 173 in 1950 but most of these cases in both years were reported by a single institution in the province of Quebec, and undoubtedly these frequencies would be much higher if all transfusions were reported); lobectomy (155 in 1951; 120 in 1950) and spinal fusion (102 in 1951; 88 in 1950).

Various other drugs, mainly in the antibiotic group, were reported for the first time in 1951 as having been used in treating the patients who were separated. These were used on an experimental basis, each being applied to only a few cases. Some no doubt were used for treating non-tuberculous complications, rather than the tuberculous condition itself; but it is not possible to distinguish them on that point. The drugs so reported were as follows: (frequencies in parentheses); aminosal (1); cortisone (10); digitoxin (1); duracillin (3); floëillin (1); neosynphrin (1); salyrgan (1); terramycin (1); and theobanzane (1).

The number of tuberculous separations who had received various collapse treatments and combinations thereof is shown by province in Table 48. Of the total tuberculous separations, some 25.9 per cent had received one or another of the collapse treatments listed. Of this number, three-fifths (2,434 out of 4,044) had successful pneumothorax either alone or in combination with some other collapse treatment. Unsuccessful pneumothorax was reported for only 1.6 per cent, and extrapleural pneumothorax for 0.3 per cent, making a total of 62.1 per cent on whom pneumothorax was the method of collapse or attempted collapse. Almost one-fifth (18.3 per cent) had received pneumolysis in the course of their treatment, and 11.3 had had phrenicotomies. Thoroplasty was employed on 1,490 patients, representing 36.8 per cent of those who had received some form of collapse treatment.

Le nombre de malades sortis ayant fait l'objet de divers traitements se trouve dans le tableau 47. On ne doit pas oublier que ces chiffres comprennent les traitements donnés à des non-tuberculeux; mais, dans la mesure où les traitements les plus souvent mentionnés sont spécifiquement pour tuberculeux, bien peu seront habituellement donnés à des non-tuberculeux. Les recherches et expériences intensives qui se poursuivent dans le domaine de la tuberculose se reflètent dans la grande variété de traitements donnés aux malades des institutions pour tuberculeux; on en compte 119 en 1951.

L'usage de plus en plus répandu de la streptomycine et de l'acide para-aminosalicylique (PAS), observé dans le rapport de 1950, continue en 1951. En 1950, un total de 5,099 malades sortis ont été traités à la streptomycine et 2,335 au PAS; en 1951, les fréquences sont respectivement 6,899 et 5,627, ce qui représente une augmentation de 35.3 p. 100 dans le cas de la streptomycine et 241.0 p. 100 dans celui de PAS. Le nombre de tuberculeux sortis n'augmente que de 6.9 p. 100 au cours de la même période. Les statistiques provisoires de 1952 et 1953 indiquent que ces deux drogues sont utilisées de façon presque courante dans le traitement de la tuberculose.

L'emploi du pneumothorax diminue d'une fréquence de 2,586 en 1950 à 2,434 en 1951 ou de 5.8 p. 100, passant du deuxième au troisième rang, à cause de l'emploi rapidement accru de PAS, comme on l'a déjà mentionné. Les traitements à la thoracoplastie augmentent de 6.2 p. 100 au cours de la dernière année, leur fréquence allant de 1,461 à 1,552; ils se placent au quatrième rang parmi les traitements les plus en usage chaque année. Le pneumopéritoine indique le pourcentage d'augmentation le plus prononcé de tous les principaux traitements collapsothérapeutiques; sa fréquence en 1951 est de 1,122 ou 54.3 p. 100 plus élevée que celle de 727 en 1950 et le place au cinquième rang en 1951; il était au sixième en 1950. La pneumolyse, qui baisse de 3.8 p. 100 ou de 873 en 1950 à 840 en 1951, passe en conséquence du cinquième au sixième rang. La phrénicotomie a le pourcentage de diminution le plus marqué parmi les traitements les plus fréquents et diminue de 16.0 p. 100 ou de 545 en 1950 à 458 en 1951; cependant, elle était encore septième en 1951. Aucun autre traitement n'a une fréquence déclarée de plus de 300 pour l'une ou l'autre année. Les six autres traitements dont les fréquences sont de 100 ou plus en 1951, sont les suivants (fréquences entre parenthèses): pénicilline (296 en 1951; 201 en 1950); aspiration (241 en 1951; 214 en 1950); moulage en plâtre (196 en 1951; 89 en 1950); transfusion (183 en 1951; 173 en 1950, mais la plupart de ces cas pour les deux années sont déclarés par une seule institution de la province de Québec et, sans aucun doute, ces fréquences seraient beaucoup plus élevées si toutes les transfusions étaient déclarées); la lobectomie (155 en 1951; 120 en 1950); et la fusion spinale (102 en 1951; 88 en 1950).

Diverses autres drogues, principalement du groupe antibiotique, ont fait leur apparition en 1951 et ont servi au traitement des malades sortis. Elles ont été utilisées à titre expérimental et chacune n'a été appliquée que dans quelques cas. Certaines ont sans doute été administrées dans le traitement de complications non tuberculeuses, plutôt que dans celui de la tuberculose proprement dite, mais il est impossible de les distinguer à ce point de vue. Les drogues ainsi déclarées sont (avec la fréquence entre parenthèses): aminosal (1); cortisone (10); digitaline (1); duracilline (3); floëilline (1); néosynéphrine (1); salyrgan (1); terramycine (1); et théobanzane (1).

Le nombre de tuberculeux sortis qui ont subi divers traitements collapsothérapeutiques et leurs combinaisons est donné par province au tableau 48. Sur le total, quelque 25.9 p. 100 avaient reçu l'un ou l'autre des traitements collapsothérapeutiques énumérés. De ce nombre, les trois cinquièmes (2,434 sur 4,044) avaient subi avec succès le pneumothorax, soit seul ou avec quelque autre traitement collapsothérapeutique. Le pneumothorax sans succès est déclaré dans 1.6 p. 100 seulement des cas et le pneumothorax extra-pleural dans 0.3 p. 100, formant un total de 62.1 p. 100 des malades qui ont subi le pneumothorax comme mesure de collapsothérapie ou d'essai de collapsus. Près d'un cinquième des malades (18.3 p. 100) ont subi la pneumolyse au cours de leur traitement et 11.3 la phrénicotomie. La thoracoplastie a été appliquée à 1,490 malades représentant 36.8 p. 100 de ceux qui avaient subi une forme quelconque de collapsothérapie.

TABLE 47. Selected treatments given to certain separations, 1951

TABLEAU 47. Traitements choisis donnés à certains tuberculeux sortis, 1951

| Treatments   | Canada        | New-found-land | Prince Edward Island | Nova Scotia | New Brunswick | Québec       | Ontario      | Manitoba     | Saskatchewan | Alberta    | British Columbia | Traitements   |
|--|---------------|----------------|----------------------|-------------|---------------|--------------|--------------|--------------|--------------|------------|------------------|---|
| <b>TOTAL TREATMENTS</b> .....                        | <b>21,561</b> | <b>713</b>     | <b>225</b>           | <b>969</b>  | <b>682</b>    | <b>7,708</b> | <b>5,727</b> | <b>1,434</b> | <b>1,133</b> | <b>866</b> | <b>2,104</b>     | <b>TOTAL, TRAITEMENTS</b>                               |
| <b>Non-collapse</b> .....                            | <b>665</b>    | <b>—</b>       | <b>9</b>             | <b>54</b>   | <b>15</b>     | <b>209</b>   | <b>222</b>   | <b>14</b>    | <b>55</b>    | <b>30</b>  | <b>57</b>        | <b>Sans collapsothérapie</b>                            |
| Adenoidectomy .....                                  | 4             | —              | —                    | —           | —             | 3            | 1            | —            | —            | —          | —                | Adénectomie   |
| Aspiration .....                                     | 241           | —              | 1                    | 5           | 6             | 73           | 108          | 3            | 23           | 16         | 6                | Aspiration  |
| Cautery of bronchus .....                            | 1             | —              | —                    | —           | —             | —            | 1            | —            | —            | —          | —                | Cautérisation d'une bronche                             |
| Cautery of larynx .....                              | 2             | —              | —                    | —           | —             | —            | 2            | —            | —            | —          | —                | Cautérisation du larynx                                 |
| Cavernostomy .....                                   | 3             | —              | —                    | 2           | —             | —            | 1            | —            | —            | —          | —                | Cavernostomie   |
| Costectomy .....                                     | 2             | —              | —                    | —           | —             | 2            | —            | —            | —            | —          | —                | Costectomie   |
| Costotomy .....                                      | 4             | —              | —                    | —           | —             | 1            | 1            | —            | —            | 2          | —                | Costotomie  |
| Decortication of lung .....                          | 22            | —              | 1                    | 10          | 1             | 2            | 6            | —            | —            | 1          | 1                | Décoréctication du poumon                               |
| Lipiodol .....                                       | 19            | —              | —                    | —           | —             | 12           | 7            | —            | —            | —          | —                | Lipiodol  |
| Lobectomy .....                                      | 155           | —              | 2                    | 29          | 1             | 36           | 51           | 6            | 4            | 7          | 19               | Lobectomie  |
| Pleurectomy .....                                    | 1             | —              | —                    | —           | —             | —            | 1            | —            | —            | —          | —                | Pleurectomie  |
| Pneumonectomy .....                                  | 83            | —              | 2                    | 3           | 6             | 31           | 23           | 3            | 6            | —          | 9                | Pneumonectomie  |
| Polypectomy .....                                    | 1             | —              | —                    | —           | —             | —            | 1            | —            | —            | —          | —                | Polypectomie  |
| Removal of nasal polypi .....                        | 1             | —              | —                    | —           | —             | —            | 1            | —            | —            | —          | —                | Ablation de polypes nasaux                              |
| Schede's operation .....                             | 2             | —              | —                    | 1           | —             | 1            | —            | —            | —            | —          | —                | Opération de Schede                                     |
| Submucous resection .....                            | 3             | —              | —                    | —           | —             | 2            | —            | —            | —            | —          | 1                | Réséction de la sous-muqueuse                           |
| Surgical treatment of fistula or sinus .....         | 11            | —              | —                    | —           | 1             | 1            | 6            | —            | 1            | 1          | 1                | Traitement chirurgical d'une fistule ou d'un sinus.     |
| Thoracotomy .....                                    | 28            | —              | 1                    | 4           | —             | 7            | 6            | —            | 7            | 1          | 2                | Thoracotomie  |
| Tonsillectomy .....                                  | 81            | —              | 2                    | —           | —             | 38           | 5            | 2            | 14           | 2          | 18               | Amygdalotomie   |
| Tracheotomy .....                                    | 1             | —              | —                    | —           | —             | —            | 1            | —            | —            | —          | —                | Trachéotomie  |
| <b>Collapse</b> .....                                | <b>5,399</b>  | <b>317</b>     | <b>59</b>            | <b>400</b>  | <b>166</b>    | <b>1,656</b> | <b>1,432</b> | <b>344</b>   | <b>147</b>   | <b>255</b> | <b>623</b>       | <b>Avec collapsothérapie</b>                            |
| Pneumothorax .....                                   | 2,434         | 162            | 18                   | 157         | 72            | 728          | 598          | 201          | 59           | 119        | 320              | Pneumothorax  |
| Unsuccessful pneumothorax .....                      | 64            | —              | —                    | 2           | 9             | 1            | 37           | —            | —            | —          | 15               | Pneumothorax sans succès                                |
| Extrapleural pneumothorax .....                      | 12            | —              | —                    | 1           | —             | 1            | 6            | —            | —            | —          | 4                | Pneumothorax extrapleurale                              |
| Pneumolysis .....                                    | 840           | 49             | 5                    | 67          | 7             | 305          | 224          | 19           | 8            | 26         | 130              | Pneumolyse  |
| Extrapleural pneumolysis .....                       | 2             | —              | —                    | —           | —             | —            | —            | —            | —            | —          | 2                | Pneumolyse extrapleurale                                |
| Apicolysis .....                                     | 29            | —              | —                    | —           | —             | 29           | —            | —            | —            | —          | —                | Apicolyse   |
| Oleothorax .....                                     | 6             | —              | —                    | —           | —             | —            | 3            | —            | 2            | —          | 1                | Oléothorax  |
| Phrenicotomy .....                                   | 458           | 68             | 6                    | 27          | 5             | 120          | 145          | 22           | 14           | 14         | 37               | Phrénicotomie   |
| Thoracoplasty .....                                  | 1,552         | 38             | 30                   | 146         | 73            | 472          | 419          | 100          | 64           | 96         | 114              | Thoracoplastie  |
| Wax .....  | 2             | —              | —                    | —           | —             | —            | —            | 2            | —            | —          | —                | Cire  |
| <b>Meninges and central nervous system:</b>          |               |                |                      |             |               |              |              |              |              |            |                  | <b>Méninges et système nerveux central:</b>             |
| Resection of tuberculoma .....                       | 6             | —              | —                    | —           | —             | —            | 1            | —            | —            | 5          | —                | Réséction de tuberculome                                |
| <b>Intestines, peritoneum and mesenteric glands.</b> | <b>1,222</b>  | <b>81</b>      | <b>6</b>             | <b>60</b>   | <b>11</b>     | <b>412</b>   | <b>370</b>   | <b>75</b>    | <b>76</b>    | <b>23</b>  | <b>108</b>       | <b>Intestins, péritoine et ganglions mésentériques.</b> |
| Appendectomy .....                                   | 37            | —              | —                    | 5           | 1             | 7            | 23           | 1            | —            | —          | —                | Appendicectomie   |
| Cecectomy .....                                      | 1             | —              | —                    | 1           | —             | —            | —            | —            | —            | —          | —                | Cécectomie  |
| Cholecystectomy .....                                | 8             | —              | —                    | 1           | —             | 4            | 3            | —            | —            | —          | —                | Cholécysectomie   |
| Colostomy .....                                      | 1             | —              | —                    | —           | —             | —            | —            | —            | 1            | —          | —                | Colostomie  |
| Excision and drainage of ischio-rectal abscess ..... | 16            | —              | —                    | —           | —             | 1            | 10           | —            | 2            | —          | 3                | Excision et drainage d'abcès chio-rectal.               |
| Haemorrhoidectomy .....                              | 4             | —              | —                    | —           | —             | 2            | 2            | —            | —            | —          | —                | Hémorroïdectomie  |
| Herniotomy .....                                     | 14            | —              | —                    | —           | —             | 6            | 5            | —            | 1            | —          | 2                | Hémiotomie  |
| Ileostomy .....                                      | 1             | —              | —                    | —           | —             | —            | —            | 1            | —            | —          | —                | Iléostomie  |
| Intestinal resection .....                           | 2             | —              | —                    | 1           | —             | —            | —            | —            | —            | 1          | —                | Réséction intestinale                                   |
| Laparotomy .....                                     | 16            | 1              | —                    | —           | 2             | 5            | 2            | 3            | —            | 2          | 1                | Laparotomie   |
| Pneumoperitoneum .....                               | 1,122         | 80             | 6                    | 52          | 8             | 387          | 325          | 70           | 72           | 20         | 102              | Pneumopéritoine   |
| <b>Bones and joints</b> .....                        | <b>575</b>    | <b>—</b>       | <b>2</b>             | <b>9</b>    | <b>33</b>     | <b>59</b>    | <b>207</b>   | <b>41</b>    | <b>97</b>    | <b>52</b>  | <b>75</b>        | <b>Os et articulations</b>                              |
| Amputation .....                                     | 11            | —              | —                    | 1           | 2             | 1            | 7            | —            | —            | —          | —                | Amputation  |
| Arthrodesis .....                                    | 65            | —              | —                    | —           | 1             | 4            | 30           | 6            | 9            | 11         | 4                | Arthrodesé  |
| Aspiration of bone abscess .....                     | 5             | —              | —                    | —           | 1             | —            | 4            | —            | —            | —          | —                | Aspiration d'abcès de l'os                              |
| Aspiration of spinal abscess .....                   | 12            | —              | —                    | —           | —             | 1            | 10           | —            | —            | —          | 1                | Aspiration d'abcès spinal                               |
| Brace .....  | 16            | —              | —                    | —           | 6             | —            | 5            | —            | —            | 5          | —                | Bretelle  |
| Cast .....   | 196           | —              | —                    | 2           | 23            | 37           | 66           | 23           | 20           | 20         | 5                | Plâtre  |
| Claviclectomy .....                                  | 1             | —              | —                    | —           | —             | 1            | —            | —            | —            | —          | —                | Claviculectomie   |
| Curettage .....                                      | 2             | —              | —                    | —           | —             | —            | 1            | —            | —            | —          | 1                | Curetage  |
| Curettage of sinus .....                             | 2             | —              | —                    | —           | —             | —            | 2            | —            | —            | —          | —                | Curetage de sinus                                       |
| Dental .....   | 92            | —              | —                    | —           | —             | —            | —            | —            | 40           | 1          | 51               | Dentaire  |
| Extension .....                                      | 1             | —              | —                    | —           | —             | —            | 1            | —            | —            | —          | —                | Extension   |
| Frame .....  | 6             | —              | —                    | —           | —             | —            | 3            | —            | —            | 3          | —                | Monture   |
| Incision and drainage of bone abscess .....          | 3             | —              | —                    | —           | —             | —            | 1            | —            | 2            | —          | —                | Incision et drainage d'abcès d'os                       |







TABLE 48. Tuberculous separations - collapse treatments, 1951

TABLEAU 48. Séparations de tuberculeux - Traitements collapsothérapeutiques, 1951

| Treatments<br>—<br>Traitements  | Total         | New-<br>found-<br>land | Prince<br>Edward<br>Island | Nova<br>Scotia | New<br>Brunsw-<br>wick | Québec       | Ontario      | Mani-<br>toba | Saskat-<br>chewan | Alberta    | British<br>Columbia |
|---|---------------|------------------------|----------------------------|----------------|------------------------|--------------|--------------|---------------|-------------------|------------|---------------------|
| <b>Total tuberculosis - Total, tuberculeux .....</b>  | <b>15,604</b> | <b>257</b>             | <b>166</b>                 | <b>682</b>     | <b>885</b>             | <b>5,589</b> | <b>3,819</b> | <b>1,397</b>  | <b>763</b>        | <b>781</b> | <b>1,265</b>        |
| Total given collapse treatments - Total des malades<br>ayant reçu les traitements collapsothérapeutiques..... | 4,044         | 184                    | 51                         | 282            | 153                    | 1,274        | 1,029        | 289           | 132               | 207        | 443                 |
| PHR .....   | 224           | 13                     | 4                          | 12             | 3                      | 78           | 74           | 14            | 6                 | 7          | 13                  |
| THY .....   | 1,213         | 5                      | 28                         | 108            | 68                     | 403          | 305          | 72            | 62                | 77         | 85                  |
| PNYS .....  | 35            | 2                      | 1                          | —              | —                      | 26           | —            | —             | 3                 | 1          | 2                   |
| PHR + THY .....   | 21            | 1                      | —                          | 2              | 1                      | 6            | 8            | —             | —                 | 2          | 1                   |
| PHR + PNYS .....  | 2             | —                      | —                          | —              | —                      | 1            | —            | —             | —                 | —          | 1                   |
| THY + PNYS .....  | 5             | 1                      | —                          | —              | —                      | 3            | —            | —             | 1                 | —          | —                   |
| PHR + PNYS + THY .....  | 1             | —                      | —                          | —              | —                      | —            | —            | —             | —                 | 1          | —                   |
| OLX .....   | 2             | —                      | —                          | —              | —                      | —            | 1            | —             | 1                 | —          | —                   |
| APIC + THY .....  | 26            | —                      | —                          | —              | —                      | 26           | —            | —             | —                 | —          | —                   |
| APIC + PHR + THY .....  | 1             | —                      | —                          | —              | —                      | 1            | —            | —             | —                 | —          | —                   |
| WAX .....   | 2             | —                      | —                          | —              | —                      | —            | —            | 2             | —                 | —          | —                   |
| PNX .....   | 1,341         | 63                     | 12                         | 65             | 61                     | 416          | 286          | 153           | 45                | 79         | 161                 |
| PNX + PHR .....   | 109           | 28                     | 1                          | 6              | 1                      | 11           | 28           | 4             | 8                 | 3          | 19                  |
| PNX + THY .....   | 155           | 8                      | 1                          | 18             | 3                      | 21           | 53           | 24            | 1                 | 13         | 13                  |
| PNX + PNYS .....  | 682           | 34                     | 3                          | 46             | 7                      | 253          | 185          | 14            | 4                 | 20         | 116                 |
| PNX + PHR + THY .....   | 35            | 17                     | —                          | 1              | —                      | 5            | 10           | 1             | —                 | —          | 1                   |
| PNX + PHR + PNYS .....  | 39            | 6                      | —                          | 4              | —                      | 15           | 11           | 2             | —                 | 1          | —                   |
| PNX + THY + PNYS .....  | 57            | 3                      | —                          | 15             | —                      | 4            | 22           | 2             | —                 | 3          | 8                   |
| PNX + PHR + PNYS + THY .....  | 11            | 3                      | 1                          | 2              | —                      | 1            | 2            | 1             | —                 | —          | 1                   |
| PNX + OLX .....   | 1             | —                      | —                          | —              | —                      | —            | —            | —             | 1                 | —          | —                   |
| PNX + OLX + PHR + PNYS .....  | 1             | —                      | —                          | —              | —                      | —            | 1            | —             | —                 | —          | —                   |
| PNX + OLX + THY + PNYS .....  | 1             | —                      | —                          | —              | —                      | —            | —            | —             | —                 | —          | 1                   |
| PNX + APIC + THY .....  | 1             | —                      | —                          | —              | —                      | 1            | —            | —             | —                 | —          | —                   |
| PNX + APIC + THY + PNYS .....   | 1             | —                      | —                          | —              | —                      | 1            | —            | —             | —                 | —          | —                   |
| UNS.PNX .....   | 37            | —                      | —                          | 2              | 8                      | —            | 14           | —             | —                 | —          | 13                  |
| UNS.PNX + PHR .....   | 7             | —                      | —                          | —              | —                      | 1            | 6            | —             | —                 | —          | —                   |
| UNS.PNX + THY .....   | 14            | —                      | —                          | —              | 1                      | —            | 11           | —             | —                 | —          | 2                   |
| UNS.PNX + PNYS .....  | 1             | —                      | —                          | —              | —                      | —            | 1            | —             | —                 | —          | —                   |
| UNS.PNX + PHR + THY .....   | 4             | —                      | —                          | —              | —                      | —            | 4            | —             | —                 | —          | —                   |
| UNS.PNX + THY + PNYS .....  | 1             | —                      | —                          | —              | —                      | —            | 1            | —             | —                 | —          | —                   |
| EP.PNX .....  | 2             | —                      | —                          | 1              | —                      | —            | 1            | —             | —                 | —          | —                   |
| EP.PNX + PHR .....  | 2             | —                      | —                          | —              | —                      | —            | 1            | —             | —                 | —          | 1                   |
| EP.PNX + THY .....  | 4             | —                      | —                          | —              | —                      | —            | 2            | —             | —                 | —          | 2                   |
| EP.PNX + PNYS .....   | 2             | —                      | —                          | —              | —                      | —            | 1            | —             | —                 | —          | 1                   |
| EP.PNX + PHR + PNYS .....   | 1             | —                      | —                          | —              | —                      | 1            | —            | —             | —                 | —          | —                   |
| EP.PNX + OLX + THY .....  | 1             | —                      | —                          | —              | —                      | —            | 1            | —             | —                 | —          | —                   |
| EP.PNYS .....   | 2             | —                      | —                          | —              | —                      | —            | —            | —             | —                 | —          | 2                   |

Key: PNX = Pneumothorax.  
 UNS.PNX = Unsuccessful pneumothorax - Pneumothorax sans succès.  
 EP.PNX = Extra pleural pneumothorax - Pneumothorax extrapleurale.  
 PNYS = Pneumolysis - Pneumolyse.  
 APIC = Apicolysis - Apicolyse.  
 PHR = Phrenicotomy - Phrénicotomie.  
 THY = Thoracoplasty - Thoracoplastie.  
 OLX = Oleothorax - Oléothorax.  
 WAX = Paraffine

Complications of a tuberculous nature which were reported among tuberculous separations are shown by province in Table 48. It must be remembered that a given patient may have had two or more complications reported, and that consequently the total of 1,941 shown in the table does not represent an equal number of individual separations. On the other hand, the reported frequency for any individual complication is indicative of that number of separated patients since that complication would be counted only once for one separation.

Tuberculous bronchitis had the highest frequency among reported tuberculous complications, being noted in 225 of the 15,604 cases or 1.4 per cent. Pleurisy with effusion was the only other condition reported as a tuberculous complication in as many as one per cent of the tuberculous separations; 200 cases bore this notation<sup>1</sup>. Other complications reported in 100 or more cases were tuberculous laryngitis, spinal tuberculosis, and nephritis.

1. Pleurisy with effusion as a primary diagnosis is listed separately under the diagnosis tables throughout this report. The 200 cases mentioned here are not included in the frequencies reported for pleurisy with effusion elsewhere than in Table 49.

Les complications de nature tuberculeuse déclarées chez les tuberculeux sortis sont indiquées par province au tableau 48. Il importe de retenir que tel malade peut avoir souffert de deux des complications déclarées ou plus et que, par conséquent, le total de 1,941 donné dans le tableau ne représente pas un nombre égal de séparations individuelles. D'autre part, la fréquence déclarée pour toute complication particulière est un indice du nombre de ces malades sortis, étant donné que cette complication ne doit être comptée qu'une fois par séparation.

La bronchite tuberculeuse donne la plus haute fréquence parmi les complications tuberculeuses déclarées; elle est observée dans 225 ou 1.4 p. 100 des 15,604 cas. La pleurésie avec épanchement est la seule autre affection déclarée comme complication de la tuberculose dans autant que un pour cent des séparations; 200 cas sont ainsi notés<sup>1</sup>. Les autres complications déclarées dans 100 cas ou plus sont: laryngite tuberculeuse, tuberculose spinale et néphrite.

1. La pleurésie avec épanchement en tant que diagnostic primaire est inscrite séparément dans les tableaux de diagnostic du présent rapport. Les 200 cas mentionnés ici ne sont pas compris avec les fréquences déclarées pour la pleurésie avec épanchement ailleurs qu'au tableau 49.

TABLE 49. Certain tuberculous complications among tuberculous separations, 1951

TABLEAU 49. Certaines complications de la tuberculose chez les tuberculeux sortis, 1951

| Tuberculous complications                           | Canada       | Newfoundland | Prince Edward Island | Nova Scotia | New Brunswick | Québec     | Ontario    | Manitoba   | Saskatchewan | Alberta   | British Columbia | Complications de la tuberculose                         |
|---|--------------|--------------|----------------------|-------------|---------------|------------|------------|------------|--------------|-----------|------------------|---|
| <b>Total complications</b> .....                    | <b>1,941</b> | <b>10</b>    | <b>18</b>            | <b>111</b>  | <b>75</b>     | <b>456</b> | <b>629</b> | <b>143</b> | <b>235</b>   | <b>76</b> | <b>188</b>       | <b>Total, complications</b>                             |
| <b>Tuberculosis of Respiratory System:</b>          |              |              |                      |             |               |            |            |            |              |           |                  | <b>Tuberculose de l'appareil respiratoire:</b>          |
| Pulmonary tuberculosis .....                        | 509          | —            | 4                    | 44          | 5             | 153        | 159        | 16         | 88           | 11        | 29               | Tuberculose pulmonaire                                  |
| Abscess of bronchus .....                           | 5            | —            | —                    | —           | —             | —          | —          | —          | —            | —         | 5                | Abscès des bronches                                     |
| Atelectasis .....                                   | 14           | —            | —                    | —           | —             | 5          | 5          | —          | 2            | 1         | 1                | Atélectasie   |
| Bronchial stenosis .....                            | 17           | —            | —                    | —           | —             | 1          | 2          | —          | 14           | —         | —                | Sténose bronchiale                                      |
| Bronchiectasis .....                                | 39           | —            | —                    | 21          | 1             | 5          | 5          | 1          | 4            | —         | 2                | Bronchiectasie  |
| Bronchitis .....                                    | 225          | —            | 1                    | —           | —             | 84         | 91         | 1          | 29           | —         | 19               | Bronchite   |
| Bronchocutaneous fistula .....                      | 1            | —            | —                    | —           | —             | —          | —          | 1          | —            | —         | —                | Fistule broncho-cutanée                                 |
| Bronchopleural fistula .....                        | 29           | —            | —                    | 3           | 2             | 3          | 15         | 3          | 2            | 1         | —                | Fistule broncho-pleurale                                |
| Bronchopneumonia .....                              | 7            | —            | —                    | —           | —             | 3          | 3          | —          | 1            | —         | —                | Broncho-pneumonie                                       |
| Chest wall abscess .....                            | 5            | —            | —                    | —           | —             | —          | 6          | —          | —            | —         | —                | Abscès de la paroi pectorale                            |
| Emphysema .....                                     | 7            | —            | —                    | —           | —             | 6          | 1          | —          | —            | —         | —                | Emphysème   |
| Haemopneumothorax .....                             | 2            | —            | —                    | 2           | —             | —          | —          | —          | —            | —         | —                | Hémopneumothorax  |
| Haemorrhage .....                                   | 52           | —            | —                    | —           | —             | 26         | 6          | 1          | 15           | 3         | 1                | Hémorragie  |
| Hydropneumothorax .....                             | 16           | —            | —                    | 1           | —             | 2          | 6          | 4          | 1            | 1         | 1                | Hydropneumothorax                                       |
| Pulmonary abscess .....                             | 5            | —            | —                    | —           | 1             | 2          | 2          | —          | —            | —         | —                | Abscès pulmonaire                                       |
| Pulmonary tuberculosis .....                        | 14           | —            | —                    | —           | 1             | 1          | 3          | 1          | 8            | —         | —                | Tuberculose pulmonaire                                  |
| Pyothorax pneumothorax .....                        | 1            | —            | —                    | —           | —             | 1          | —          | —          | —            | —         | —                | Pyothorax pneumothorax                                  |
| Sinus .....   | 9            | —            | —                    | 1           | —             | 1          | 3          | 2          | 1            | 1         | —                | Sinus   |
| Spontaneous pneumothorax .....                      | 30           | —            | 2                    | 2           | —             | 10         | 10         | 1          | 1            | 4         | —                | Pneumothorax spontané                                   |
| Tracheobronchitis .....                             | 31           | —            | 1                    | 14          | —             | 3          | 2          | 1          | 10           | —         | —                | Trachéo-bronchite                                       |
| <b>Pleural tuberculosis</b> .....                   | <b>356</b>   | <b>—</b>     | <b>1</b>             | <b>20</b>   | <b>20</b>     | <b>74</b>  | <b>105</b> | <b>24</b>  | <b>43</b>    | <b>9</b>  | <b>60</b>        | <b>Tuberculose pleurale</b>                             |
| Empyema .....                                       | 89           | —            | 1                    | 15          | 8             | 15         | 31         | 10         | 5            | 4         | —                | Empyème   |
| Haemothorax .....                                   | 1            | —            | —                    | —           | —             | —          | 1          | —          | —            | —         | —                | Hémothorax  |
| Pleurisy with effusion .....                        | 200          | —            | —                    | 5           | 7             | 26         | 65         | 11         | 36           | 5         | 45               | Pleurésie avec épanchement                              |
| Pleurisy without effusion .....                     | 50           | —            | —                    | —           | 5             | 26         | 2          | 1          | 1            | —         | 15               | Pleurésie sans épanchement                              |
| Pleurocutaneous fistula .....                       | 5            | —            | —                    | —           | —             | 1          | 1          | 2          | 1            | —         | —                | Fistule pleuro-cutanée                                  |
| Pyopneumothorax .....                               | 11           | —            | —                    | —           | —             | 6          | 5          | —          | —            | —         | —                | Pyopneumothorax   |
| <b>Other respiratory tuberculosis</b>               | <b>145</b>   | <b>—</b>     | <b>1</b>             | <b>15</b>   | <b>4</b>      | <b>55</b>  | <b>45</b>  | <b>9</b>   | <b>4</b>     | <b>7</b>  | <b>5</b>         | <b>Autres tuberculoses de l'appareil respiratoire</b>   |
| Laryngitis .....                                    | 141          | —            | 1                    | 15          | 4             | 55         | 43         | 9          | 4            | 7         | 3                | Laryngite   |
| Mediastinitis .....                                 | 1            | —            | —                    | —           | —             | —          | 1          | —          | —            | —         | —                | Médiastinite  |
| Tonsillitis .....                                   | 3            | —            | —                    | —           | —             | —          | 1          | —          | —            | —         | 2                | Amygdalite  |
| <b>Tuberculosis, other Forms:</b>                   |              |              |                      |             |               |            |            |            |              |           |                  | <b>Autres formes de tuberculose:</b>                    |
| <b>Meninges and central nervous system</b>          | <b>102</b>   | <b>7</b>     | <b>—</b>             | <b>5</b>    | <b>5</b>      | <b>33</b>  | <b>21</b>  | <b>7</b>   | <b>9</b>     | <b>6</b>  | <b>9</b>         | <b>Méninges et système nerveux central</b>              |
| Meningitis .....                                    | 92           | 7            | —                    | 5           | 3             | 32         | 19         | 6          | 9            | 3         | 8                | Méningite   |
| Tuberculoma of brain .....                          | 10           | —            | —                    | —           | 2             | 1          | 2          | 1          | —            | 3         | 1                | Tuberculome du cerveau                                  |
| <b>Intestines, peritoneum and mesenteric glands</b> | <b>162</b>   | <b>1</b>     | <b>2</b>             | <b>3</b>    | <b>4</b>      | <b>40</b>  | <b>54</b>  | <b>22</b>  | <b>17</b>    | <b>8</b>  | <b>11</b>        | <b>Intestins, péritoine et ganglions mésentériques.</b> |
| Abdominal abscess .....                             | 1            | —            | —                    | —           | 1             | —          | —          | —          | —            | —         | —                | Abscès abdominal  |
| Appendicitis .....                                  | 3            | —            | —                    | —           | —             | 1          | 1          | —          | —            | —         | —                | Appendicite   |
| Caecum .....  | 2            | —            | —                    | —           | —             | 2          | —          | —          | —            | —         | —                | Caecum  |
| Enterocolitis .....                                 | 75           | —            | —                    | 1           | 2             | 23         | 22         | 10         | 10           | 2         | 5                | Entérocolite  |
| Ischio-rectal abscess .....                         | 25           | —            | 1                    | 1           | —             | 2          | 17         | —          | 3            | —         | 1                | Abscès ischio-rectal                                    |
| Mesenteric adenitis .....                           | 1            | —            | —                    | —           | —             | —          | —          | —          | 1            | —         | —                | Adénite, mésentérique                                   |
| Peritonitis .....                                   | 55           | 1            | 1                    | 1           | 1             | 12         | 14         | 12         | 3            | 6         | 4                | Péritonite  |

TABLE 49. Certain tuberculous complications among tuberculous separations, 1951 - Concluded

TABLEAU 49. Certaines complications de la tuberculose chez les tuberculeux sortis, 1951 - fin

| Tuberculous complications             | Canada | New-found-land | Prince Edward Island | Nova Scotia | New Brunsw-ick | Québec | Ontario | Mani-toba | Saskat-chewan | Alberta | British Colum-bia | Complications de la tuberculose      |
|---------------------------------------|--------|----------------|----------------------|-------------|----------------|--------|---------|-----------|---------------|---------|-------------------|--------------------------------------|
| Bones and joints .....                | 286    | —              | 6                    | 12          | 16             | 46     | 100     | 41        | 29            | 10      | 26                | Os et articulations                  |
| Ankle .....                           | 8      | —              | —                    | —           | 1              | 1      | 1       | 4         | 1             | —       | —                 | Cheville                             |
| Arthritis .....                       | 12     | —              | —                    | —           | —              | 2      | 5       | 2         | 1             | 2       | —                 | Arthrite                             |
| Bursitis .....                        | 1      | —              | —                    | —           | —              | —      | 1       | —         | —             | —       | —                 | Bursite                              |
| Chest wall abscess .....              | 6      | —              | —                    | —           | —              | 2      | 1       | 1         | 2             | —       | —                 | Abcès de la paroi pectorale          |
| Clavicle .....                        | 1      | —              | —                    | —           | —              | —      | 1       | —         | —             | —       | —                 | Clavicule                            |
| Cold abscess .....                    | 2      | —              | 1                    | —           | —              | —      | —       | 1         | —             | —       | —                 | Abcès froid                          |
| Dactylitis .....                      | 9      | —              | 1                    | —           | 1              | —      | 1       | 5         | 1             | —       | —                 | Dactylite                            |
| Elbow .....                           | 6      | —              | 1                    | 1           | —              | 1      | 2       | —         | —             | —       | —                 | Coude                                |
| Foot .....                            | 1      | —              | —                    | —           | 1              | —      | —       | —         | —             | —       | —                 | Pied                                 |
| Hand .....                            | 1      | —              | —                    | —           | —              | 1      | —       | —         | —             | —       | —                 | Main                                 |
| Hip .....                             | 15     | —              | —                    | 1           | —              | 2      | 6       | —         | 3             | 1       | 2                 | Hanche                               |
| Humerus .....                         | 2      | —              | 1                    | —           | —              | —      | —       | —         | —             | —       | —                 | Humérus                              |
| Knee .....                            | 27     | —              | —                    | 3           | —              | 2      | 10      | 6         | 3             | —       | —                 | Genou                                |
| Lumbar abscess .....                  | 1      | —              | —                    | —           | 1              | —      | —       | —         | —             | —       | —                 | Abcès lombaire                       |
| Mastoiditis .....                     | 1      | —              | —                    | —           | —              | —      | —       | —         | —             | 1       | —                 | Mastoidite                           |
| Osteitis .....                        | 14     | —              | —                    | 1           | —              | 3      | 7       | 1         | 1             | —       | —                 | Ostéite                              |
| Osteoarthritis .....                  | 1      | —              | —                    | —           | —              | 1      | —       | —         | —             | —       | —                 | Ostéo-arthrite                       |
| Osteochondritis .....                 | 2      | —              | —                    | —           | —              | —      | 1       | —         | 1             | —       | —                 | Ostéo-chondrite                      |
| Osteomyelitis .....                   | 9      | —              | —                    | 1           | —              | —      | 6       | —         | —             | —       | —                 | Ostéomyélite                         |
| Paravertebral abscess .....           | 3      | —              | —                    | —           | —              | —      | 1       | —         | 2             | —       | —                 | Abcès paravertébral                  |
| Psoas abscess .....                   | 8      | —              | 1                    | —           | 1              | 1      | 2       | —         | 2             | —       | —                 | Abcès du muscle psoas                |
| Rib .....                             | 1      | —              | —                    | —           | —              | —      | 1       | —         | —             | —       | —                 | Côte                                 |
| Sacro-iliac .....                     | 9      | —              | —                    | —           | —              | 1      | 2       | 3         | 1             | 1       | 1                 | Sacro-illaque                        |
| Shoulder .....                        | 6      | —              | —                    | —           | 1              | 2      | —       | —         | 3             | —       | —                 | Épaule                               |
| Spinal abscess .....                  | 2      | —              | —                    | —           | —              | —      | 2       | —         | —             | —       | —                 | Abcès spinal                         |
| Spine .....                           | 117    | —              | 1                    | 2           | 9              | 25     | 41      | 17        | 7             | 2       | 13                | Mal de Pott                          |
| Spondylitis .....                     | 3      | —              | —                    | 3           | —              | —      | —       | —         | —             | —       | —                 | Spondylite                           |
| Sternum .....                         | 3      | —              | —                    | —           | —              | 1      | 2       | —         | —             | —       | —                 | Sternum                              |
| Synovitis .....                       | 6      | —              | —                    | —           | —              | —      | 3       | —         | —             | 2       | —                 | Synovite                             |
| Trochanter .....                      | 3      | —              | —                    | —           | —              | —      | 1       | 1         | —             | 1       | —                 | Trochanter                           |
| Wrist .....                           | 6      | —              | —                    | —           | 1              | 1      | 3       | —         | 1             | —       | —                 | Poignet                              |
| Skin and subcutaneous cellular tissue | 12     | —              | —                    | 1           | 2              | 4      | 2       | —         | —             | 1       | 2                 | Peau et tissu cellulaire sous-cutané |
| Erythema nodosum .....                | 1      | —              | —                    | —           | —              | 1      | —       | —         | —             | —       | —                 | Érythème noueux                      |
| Skin .....                            | 11     | —              | —                    | 1           | 2              | 3      | 2       | —         | —             | 1       | —                 | Peau                                 |
| Lymphatic system .....                | 140    | —              | 2                    | 2           | 4              | 14     | 36      | 18        | 21            | 9       | 34                | Système lymphatique                  |
| Adenitis .....                        | 22     | —              | —                    | —           | —              | 7      | 3       | 6         | 2             | 1       | 3                 | Adénite                              |
| Axillary adenitis .....               | 15     | —              | —                    | —           | 1              | 1      | 2       | —         | 3             | 2       | 6                 | Adénite axillaire                    |
| Cervical adenitis .....               | 92     | —              | —                    | 2           | 3              | 6      | 25      | 9         | 16            | 6       | 25                | Adénite cervicale                    |
| Inguinal adenitis .....               | 5      | —              | 2                    | —           | —              | —      | 3       | —         | —             | —       | —                 | Adénite inguinale                    |
| Mediastinal adenitis .....            | 3      | —              | —                    | —           | —              | —      | —       | 3         | —             | —       | —                 | Adénite médiastinale                 |
| Thyroid .....                         | 3      | —              | —                    | —           | —              | —      | 3       | —         | —             | —       | —                 | Thyroïde                             |
| Genito-urinary system .....           | 185    | 1              | 2                    | 8           | 15             | 33     | 85      | 5         | 18            | 10      | 8                 | Organes génito-urinaires             |
| Cervicitis .....                      | 1      | —              | —                    | 1           | —              | —      | —       | —         | —             | —       | —                 | Cervicite                            |
| Cystitis .....                        | 14     | —              | —                    | —           | 1              | —      | 9       | —         | 2             | 1       | 1                 | Cystite                              |
| Endometritis .....                    | 2      | —              | —                    | —           | —              | —      | 2       | —         | —             | —       | —                 | Endométrite                          |
| Nephritis .....                       | 107    | 1              | 1                    | 5           | 8              | 25     | 42      | 3         | 11            | 7       | 4                 | Néphrite                             |
| Oophoritis .....                      | 1      | —              | —                    | —           | —              | —      | 1       | —         | —             | —       | —                 | Ovarite                              |
| Orchididymitis .....                  | 40     | —              | 1                    | 2           | 5              | 4      | 19      | 1         | 5             | —       | —                 | Orchididymite                        |
| Prostatitis .....                     | 7      | —              | —                    | —           | 1              | 4      | 2       | —         | —             | —       | —                 | Prostatite                           |
| Pyelonephrosis .....                  | 3      | —              | —                    | —           | —              | —      | 3       | —         | —             | —       | —                 | Pyélo-néphrose                       |
| Salpingitis .....                     | 4      | —              | —                    | —           | —              | —      | 4       | —         | —             | —       | —                 | Salpingite                           |
| Scrotum .....                         | 1      | —              | —                    | —           | —              | —      | 1       | —         | —             | —       | —                 | Scrotum                              |
| Ureter .....                          | 4      | —              | —                    | —           | —              | —      | 1       | 1         | —             | 2       | —                 | Urètre                               |
| Vesiculitis .....                     | 1      | —              | —                    | —           | —              | —      | 1       | —         | —             | —       | —                 | Vésiculite                           |
| Adrenal glands:                       |        |                |                      |             |                |        |         |           |               |         |                   | Glandes surrénales:                  |
| Addison's disease .....               | 5      | 1              | —                    | 1           | —              | —      | 1       | —         | —             | 1       | 1                 | Mal d'Addison                        |
| Other organs .....                    | 36     | —              | —                    | —           | —              | 4      | 19      | 1         | 5             | 4       | 3                 | Autres organes                       |
| Arteriosclerosis .....                | 1      | —              | —                    | —           | —              | —      | 1       | —         | —             | —       | —                 | Artériosclérose                      |
| Ear .....                             | 18     | —              | —                    | —           | —              | —      | 11      | —         | 4             | 2       | 1                 | Oreille                              |
| Eye .....                             | 3      | —              | —                    | —           | —              | —      | 1       | 1         | —             | —       | —                 | Oeil                                 |
| Myocarditis .....                     | 4      | —              | —                    | —           | —              | 2      | 1       | —         | —             | 1       | —                 | Myocardite                           |
| Pericarditis .....                    | 6      | —              | —                    | —           | —              | 1      | 4       | —         | 1             | 1       | 1                 | Péricardite                          |
| Polyserositis .....                   | 1      | —              | —                    | —           | —              | —      | 1       | —         | —             | —       | —                 | Polysérite                           |
| Tongue .....                          | 1      | —              | —                    | —           | —              | 1      | —       | —         | —             | —       | —                 | Langue                               |
| Disseminated tuberculosis:            |        |                |                      |             |                |        |         |           |               |         |                   | Tuberculose à foyers multiples:      |
| Miliary .....                         | 3      | —              | —                    | —           | —              | —      | 2       | —         | 1             | —       | —                 | Miliaire                             |



Medical advice was reported regarding a total of 11,495 of the 11,963 tuberculous discharges. The remainder, which is excluded from Tables 50 and 51, consisted of 321 discharges to non-tuberculous hospitals and 147 for whom medical approval or disapproval of departure was not reported. As shown in Table 50, a total of 79.8 per cent of tuberculous discharges in Canada for whom advice was stated were on medical advice. Only one province, Quebec, had a higher percentage of against-advice discharges than the national average, the lowest such rate being reported by Alberta. By condition on discharge, as shown in Table 51, favourable medical opinion was reported for in excess of 97 per cent of cured, arrested, and apparently arrested cases, but for only 35.6 per cent of the unimproved tuberculous discharges.

Sur un total de 11,963 tuberculeux, 11,495 sont sortis sur l'avis du médecin. Les autres, exclus des tableaux 50 et 51, comprennent 321 transferts dans des hôpitaux autres que pour tuberculeux et 147 pour qui l'approbation ou la désapprobation médicale de la sortie n'est pas déclarée. Comme l'indique le tableau 50, 79.8 p. 100 des tuberculeux au sujet desquels ce détail est connu, sont sortis sur l'avis du médecin. Une seule province, le Québec, donne un pourcentage plus élevé que la moyenne nationale de malades sortis contre avis, le taux le moins élevé étant déclaré par l'Alberta. D'après la répartition selon l'état à la sortie (tableau 51) l'avis médical est favorable dans plus de 97 p. 100 des cas guéris, arrêtés et apparemment arrêtés, mais dans 35.6 p. 100 seulement des cas non améliorés à la sortie.

**TABLE 50. Tuberculous discharges, reported medical advice, by province**  
**TABLEAU 50. Tuberculeux sortis, avis médical déclaré, par province**

| Province                   | Percentage of reported cases<br>—<br>Pourcentage de cas déclarés |                                    | Province              |
|----------------------------|--|------------------------------------|-----------------------|
|                            | On advice<br>—<br>Sur avis                                       | Against advice<br>—<br>Contre avis |                       |
|                            | Canada .....   | 79.8                               |                       |
| Newfoundland .....         | 89.9   | 10.1                               | Terre-Neuve           |
| Prince Edward Island ..... | 88.8   | 11.2                               | Île-du-Prince-Édouard |
| Nova Scotia .....          | 81.0   | 19.0                               | Nouvelle-Écosse       |
| New Brunswick .....        | 89.3   | 10.7                               | Nouveau-Brunswick     |
| Quebec .....               | 71.1   | 28.9                               | Québec                |
| Ontario .....              | 80.5   | 19.5                               | Ontario               |
| Manitoba .....             | 88.8   | 11.2                               | Manitoba              |
| Saskatchewan .....         | 82.9   | 17.1                               | Saskatchewan          |
| Alberta .....              | 93.1   | 6.9                                | Alberta               |
| British Columbia .....     | 84.0   | 16.0                               | Colombie-Britannique  |

**TABLE 51. Tuberculous discharges, reported medical advice, by condition of disease**  
**TABLEAU 51. Tuberculeux sortis, avis médical déclaré, degré de la maladie**

| Condition of disease      | Percentage of reported cases<br>—<br>Pourcentage de cas déclarés |                                    | Degré de la maladie |
|---------------------------|--|------------------------------------|---------------------|
|                           | On advice<br>—<br>Sur avis                                       | Against advice<br>—<br>Contre avis |                     |
|                           | <b>Total</b> .....   | <b>79.8</b>                        |                     |
| Cured .....               | 97.9   | 2.1                                | Guéris              |
| Arrested .....            | 97.5   | 2.5                                | Arrêtés             |
| Apparently arrested ..... | 97.1   | 2.9                                | Apparemment arrêtés |
| Quiescent .....           | 88.8   | 11.2                               | Quiescents          |
| Improved .....            | 64.6   | 35.4                               | Améliorés           |
| Unimproved .....          | 35.6   | 64.4                               | Non améliorés       |
| Not treated .....         | 85.1   | 16.9                               | Non traités         |

The home conditions of discharged patients were reported as satisfactory or unsatisfactory for the prognosis of the particular case, this being determined by public health nurses, social workers, and other field observers. Information was supplied for 9,416 of the 11,963 tuberculous discharges. The remainder, not included in Tables 52 and 53, was made up of the 321 sent to hospitals other than hospitals for tuberculosis and 2,226 for whom home conditions were not reported. Table 52 shows that in Canada and nine provinces home conditions were reported "satisfactory" in 90 per cent or more of the tuberculous discharges for which condition was reported. The exception was Quebec; the maximum was reported for Saskatchewan. In interpreting Manitoba's rate, the second highest, it must be observed that home conditions were not reported for 52.5 per cent of the province's tuberculous discharges and the validity of the statistic is thereby limited. Table 53 shows home conditions by the condition of the disease at the time of discharge. Only the "improved" and "unimproved" categories show more than 10 per cent of reported tuberculous discharges being sent to unsatisfactory homes. Every untreated tuberculous discharge for which home conditions were reported had this item "satisfactory".

Les conditions au foyer des malades sortis sont déclarées satisfaisantes ou non satisfaisantes pour fins de pronostic du cas en particulier; elles sont déterminées par les infirmières hygiénistes, les assistants sociaux et autres observateurs sur place. Des renseignements ont été donnés dans le cas de 9,416 des 11,963 tuberculeux sortis. Le reste, non compris dans les tableaux 52 et 53, se compose des 321 qui ont été envoyés dans des hôpitaux autres que pour tuberculeux et des 2,226 pour qui les conditions au foyer ne sont pas déclarées. Le tableau 52 montre qu'au Canada et dans neuf des provinces, les conditions au foyer sont "satisfaisantes" dans 90 p. 100 ou plus des cas de tuberculeux sortis pour qui ces conditions étaient établies. Québec fait exception et le maximum a été déclaré en Saskatchewan. Dans l'interprétation du taux du Manitoba, qui vient ensuite, il faut observer que les conditions au foyer n'ont pas été déclarées dans le cas de 52.5 p. 100 des tuberculeux sortis en cette province; la validité de la statistique est donc relative. Le tableau 53 donne les conditions au foyer selon le degré de la maladie au moment de la sortie. Seules les catégories "améliorés" et "non améliorés" déclarent plus de 10 p. 100 des tuberculeux renvoyés dans des foyers où les conditions ne sont pas satisfaisantes. Dans le cas de tuberculeux sorti sans traitement pour qui les conditions au foyer sont déclarées, ces conditions sont "satisfaisantes".

TABLE 52. Tuberculous discharges, reported home conditions by province

TABLEAU 52. Tuberculeux sortis, conditions au foyer déclarées, par province

| Province                  | Percentage of reported cases<br>—<br>Pourcentage de cas déclarés |   | Province              |
|---------------------------|--|---|-----------------------|
|                           | Satisfactory<br>—<br>Satisfaisantes                              | Unsatisfactory<br>—<br>Non satisfaisantes |                       |
| <b>CANADA</b> .....       | <b>92.6</b>  | <b>7.4</b>                                | <b>CANADA</b>         |
| Newfoundland.....         | 94.9   | 5.1                                       | Terre-Neuve           |
| Prince Edward Island..... | 95.8   | 4.2                                       | Île-du-Prince-Édouard |
| Nova Scotia.....          | 96.1   | 3.9                                       | Nouvelle-Écosse       |
| New Brunswick.....        | 93.2   | 6.8                                       | Nouveau-Brunswick     |
| Quebec.....               | 88.0   | 12.0                                      | Québec                |
| Ontario.....              | 93.4   | 6.6                                       | Ontario               |
| Manitoba.....             | 96.3   | 3.7                                       | Manitoba              |
| Saskatchewan.....         | 98.6   | 1.4                                       | Saskatchewan          |
| Alberta.....              | 96.8   | 3.2                                       | Alberta               |
| British Columbia.....     | 94.2   | 5.8                                       | Colombie-Britannique  |

TABLE 53. Tuberculous discharges, reported home conditions by condition of disease

TABLEAU 53. Tuberculeux sortis, conditions au foyer déclarées, degré de la maladie

| Condition of disease     | Percentage of reported cases<br>—<br>Pourcentage de cas déclarés |   | Degré de la maladie |
|--------------------------|--|---|---------------------|
|                          | Satisfactory<br>—<br>Satisfaisantes                              | Unsatisfactory<br>—<br>Non satisfaisantes |                     |
| <b>Total</b> .....       | <b>92.6</b>  | <b>7.4</b>                                | <b>Total</b>        |
| Cured.....               | 96.6   | 3.4                                       | Guéris              |
| Arrested.....            | 98.0   | 2.0                                       | Arrêtés             |
| Apparently arrested..... | 98.7   | 1.3                                       | Apparemment arrêtés |
| Quiescent.....           | 95.5   | 4.5                                       | Quiescents          |
| Improved.....            | 88.9   | 11.1                                      | Améliorés           |
| Unimproved.....          | 68.8   | 31.2                                      | Non améliorés       |
| Not treated.....         | 100.0  | 0.0                                       | Non traités         |







A total of 1,527 tuberculous patients died in tuberculosis institutions during 1951. The cause of death of 62.7 per cent of these patients was respiratory tuberculosis; another 25.8 per cent died of respiratory tuberculosis and complications; 7.6 per cent died of tuberculosis, other forms; and the remaining 3.9 per cent died of non-tuberculous causes. Table 55 shows actual frequencies, with aggregate days stay and average length of stay in each cause of death and length of stay category. It illustrates the facts that of the patients who died of tuberculosis of other forms, a larger proportion had shorter hospital residences than in any of the other cause-groups, and that patients who died of respiratory tuberculosis with complications, tended to have the longest hospital life.

Un total de 1,527 tuberculeux sont décédés dans les institutions pour tuberculeux en 1951. La cause du décès de 62.7 p. 100 de ces malades est la tuberculose respiratoire; de 25.8 p. 100, la tuberculose respiratoire et ses complications; de 7.6 p. 100, les autres formes de tuberculose. Ceux qui restent (3.9 p. 100) sont morts de causes autres que la tuberculose. Le tableau 55 donne les fréquences réelles et le séjour collectif en jours, de même que le séjour moyen pour chaque catégorie de causes de décès et de séjour. Il ressort de ce tableau qu'une plus grande proportion de malades morts d'autres formes de tuberculose avaient séjourné moins longtemps à l'hôpital que dans tout autre groupe de décès selon la cause et que les malades morts de tuberculose respiratoire tendent à y séjourner plus longtemps.

**TABLE 55. Deaths of tuberculous patients by length of treatment and cause of death, 1951**  
**TABLEAU 55. Décès de tuberculeux, selon la durée du traitement et la cause du décès, 1951**

| Length of treatment<br>Durée du traitement | Total                 |               | Cause of death - Cause du décès                      |                       |               |   |                       |               |   |                       |               |   |                       |               |                              |
|--|-----------------------|---------------|--|-----------------------|---------------|---|-----------------------|---------------|---|-----------------------|---------------|---|-----------------------|---------------|------------------------------|
|  |                       |               | Respiratory tuberculosis<br>Tuberculose respiratoire |                       |               | Respiratory tuberculosis and complications<br>Tuberculose respiratoire et complications |                       |               | Tuberculosis, other forms<br>Autres formes de tuberculose |                       |               | Non-tuberculous disease<br>Maladie autre que la tuberculose |                       |               |                              |
|  | Pa-tients<br>Ma-lades | Days<br>Jours | Average stay<br>Séjour moyen                         | Pa-tients<br>Ma-lades | Days<br>Jours | Average stay<br>Séjour moyen  | Pa-tients<br>Ma-lades | Days<br>Jours | Average stay<br>Séjour moyen                              | Pa-tients<br>Ma-lades | Days<br>Jours | Average stay<br>Séjour moyen                                | Pa-tients<br>Ma-lades | Days<br>Jours | Average stay<br>Séjour moyen |
| Canada .....                               | 1,527                 | 701,416       | 459.3  | 957                   | 447,266       | 467.4   | 394                   | 200,951       | 510.0   | 116                   | 28,946        | 249.5   | 60                    | 24,253        | 404.2                        |
| 1- 30 days - jours ....                    | 334                   | 4,044         | 12.1   | 207                   | 2,622         | 12.7  | 75                    | 764           | 10.2  | 36                    | 407           | 11.3  | 16                    | 251           | 15.7                         |
| 31- 91 " " ....                            | 218                   | 12,997        | 59.6   | 124                   | 7,272         | 58.6  | 59                    | 3,625         | 61.4  | 27                    | 1,675         | 62.0  | 8                     | 425           | ...                          |
| 92- 182 " " ....                           | 175                   | 23,706        | 135.5  | 104                   | 13,989        | 134.5   | 46                    | 6,403         | 139.2   | 16                    | 2,145         | 134.1   | 9                     | 1,169         | ...                          |
| 183- 364 " " ....                          | 252                   | 65,556        | 260.1  | 159                   | 41,405        | 260.4   | 66                    | 17,390        | 263.5   | 13                    | 3,422         | 263.2   | 14                    | 3,339         | 238.5                        |
| 365- 729 " " ....                          | 258                   | 135,054       | 523.5  | 169                   | 88,386        | 523.0   | 71                    | 37,735        | 531.5   | 15                    | 7,515         | 501.0   | 3                     | 1,418         | ...                          |
| 730-1,094 " " ....                         | 128                   | 112,218       | 876.7  | 90                    | 78,963        | 877.4   | 32                    | 27,662        | 864.4   | 2                     | 1,939         | ...   | 4                     | 3,654         | ...                          |
| 1,095-1,824 " " ....                       | 92                    | 125,811       | 1,367.5  | 59                    | 80,785        | 1,369.2   | 27                    | 36,792        | 1,362.7   | 4                     | 5,815         | ...   | 2                     | 2,419         | ...                          |
| 1,825+ .....                               | 70                    | 222,030       | 3,171.9  | 45                    | 133,844       | 2,974.3   | 18                    | 70,580        | 3,921.1   | 3                     | 6,028         | ...   | 4                     | 11,578        | ...                          |

The average hospital stay of deceased patients at 459.3 days, as shown in the above table, was at its highest recorded level in 1951; the corresponding average in 1950 was 380.7, and the average in 1937, the first year in which records were kept, was 301.4 days for the institutions which reported at that time. The average stays of tuberculous patients who died of respiratory tuberculosis in 1951 (467.4 days), of respiratory tuberculosis with complications (510.0), and of tuberculosis, other forms (249.5) all showed substantial increases over 1950, corresponding figures for that year being 413.5, 370.3 and 208.1 days respectively. Direct comparison with earlier years in these cases is not possible owing to the introduction in that year of the Sixth Revision of the International Statistical Classification. Table 56 shows the increasing length of average stay of deceased patients. In order to minimize the effect of a few individual cases of very long hospital stay which would otherwise distort the averages in some years out of proportion to their importance, the figures have been computed as three-year moving averages. That is to say, the first figure is the average of 1937, 1938 and 1939; the second is the average of 1938, 1939, and 1940; and so on up to the last, which is listed as the average of 1949, 1950 and 1951. It will be observed that the 1949-1951 figure is the highest on record and also represents a larger percentage increase than any preceding year. The increase has been continuous except in 1947, which registered a slight decline.

Le séjour moyen à l'hôpital des malades décédés (de 459.3 jours), comme l'indique le tableau ci-dessus, atteint son sommet en 1951; la moyenne correspondante de 1950 était de 380.7 et celle de 1937, première année d'enregistrement, 301.4 pour les institutions qui ont alors fait rapport. Le séjour moyen des malades décédés de tuberculose respiratoire en 1951 (467.4 jours), de tuberculose respiratoire avec complications (510.0), et d'autres formes de tuberculose (249.5), indique dans chaque cas des augmentations sensibles sur 1950, les chiffres correspondants de cette dernière année étant respectivement de 413.5, 370.3 et 208.1. La comparaison directe avec les années antérieures dans ces cas n'est pas possible, à cause de l'inauguration, en cette année, de la Sixième révision du Classement statistique international. Le tableau 56 montre la durée croissante du séjour moyen des malades décédés. Afin de mitiger l'effet de quelques cas isolés de séjour très prolongé à l'hôpital, qui autrement fausseraient les moyennes pour certaines années hors de toute proportion relativement à leur importance, les chiffres ont été calculés en moyennes mobiles de trois ans. C'est-à-dire que le premier chiffre est la moyenne de 1937, 1938 et 1939; le deuxième, la moyenne de 1938, 1939 et 1940; et ainsi de suite jusqu'au dernier, qui est la moyenne de 1949, 1950 et 1951. On observera que le chiffre de 1949-1951 est le plus élevé encore enregistré et qu'il représente également un pourcentage d'augmentation plus considérable qu'en toute année antérieure. L'augmentation a été constante sauf en 1947, où il y a eu une légère diminution.



TABLE 56. Hospital stay of deceased patients, three year averages, 1937-39 to 1949-51

TABLEAU 56. Séjour à l'hôpital des malades décédés, moyennes de trois ans, 1937-1939 à 1949-1951

| Period<br>—<br>Période | Average<br>(days)<br>—<br>Moyenne<br>(en jours) | Percentage<br>Increase<br>—<br>Pourcentage<br>d'augmentation | Period<br>—<br>Période | Average<br>(days)<br>—<br>Moyenne<br>(en jours) | Percentage<br>Increase<br>—<br>Pourcentage<br>d'augmentation |
|------------------------|---|--|------------------------|---|--|
| 1937-39 .....          | 303.9   | —  | 1944-46 .....          | 350.0   | 1.4  |
| 1938-40 .....          | 307.0   | 1.0  | 1945-47 .....          | 353.2   | 0.9  |
| 1939-41 .....          | 319.3   | 4.0  | 1946-48 .....          | 349.5   | 1.0  |
| 1940-42 .....          | 326.1   | 2.1  | 1947-49 .....          | 364.5   | 4.3  |
| 1941-43 .....          | 332.4   | 1.9  | 1948-50 .....          | 372.8   | 2.3  |
| 1942-44 .....          | 333.1   | 0.2  | 1949-51 .....          | 410.0   | 10.0   |
| 1943-45 .....          | 345.0   | 3.6  |                        |   |  |

Table 57 is parallel to Table 55, but shows provincial data instead of figures for length of stay groupings. The longest average stay was registered in Ontario (667.2) and the shortest in Quebec (294.4). In every province except Prince Edward Island, where the frequency was so small that the significance is doubtful, pulmonary tuberculosis without mention of complications accounted for a majority of deaths. Averages have not been computed where frequencies were nine or less.

Le tableau 57 est parallèle au tableau 55, mais il comprend les données provinciales au lieu des chiffres des groupements selon la durée du séjour. Le séjour moyen le plus long est enregistré en Ontario (667.2) et le moins long, dans le Québec (294.4). Dans chacune des provinces, sauf l'Île-du-Prince-Édouard, où la fréquence est si faible que la signification en est douteuse, la tuberculose pulmonaire sans mention de complications cause la majorité des décès. Les moyennes n'ont pas été calculées lorsque les fréquences étaient de neuf ou moins.

TABLE 57. Deaths of tuberculous patients by province and cause of death, 1951

TABLEAU 57. Décès de tuberculeux par province et cause de décès, 1951

| Province                   | Total                              |                    |   | Cause of death — Cause du décès                       |                    |   |  |                    |   |   |                    |   |   |                    |   |
|----------------------------|------------------------------------|--------------------|---|---|--------------------|---|--|--------------------|---|---|--------------------|---|---|--------------------|---|
|                            |                                    |                    |   | Pulmonary tuberculosis<br>—<br>Tuberculose pulmonaire |                    |   | Pulmonary tuberculosis<br>and complications<br>—<br>Tuberculose pulmonaire<br>et complications |                    |   | Tuberculosis<br>other forms<br>—<br>Autres formes de<br>tuberculose |                    |   | Non-tuberculous<br>disease<br>—<br>Maladie autres que<br>la tuberculose |                    |   |
|                            | Pa-<br>tients<br>—<br>Ma-<br>lades | Days<br>—<br>Jours | Average<br>stay<br>—<br>Séjour<br>moyen | Pa-<br>tients<br>—<br>Ma-<br>lades                    | Days<br>—<br>Jours | Average<br>stay<br>—<br>Séjour<br>moyen | Pa-<br>tients<br>—<br>Ma-<br>lades   | Days<br>—<br>Jours | Average<br>stay<br>—<br>Séjour<br>moyen | Pa-<br>tients<br>—<br>Ma-<br>lades                                  | Days<br>—<br>Jours | Average<br>stay<br>—<br>Séjour<br>moyen | Pa-<br>tients<br>—<br>Ma-<br>lades                                      | Days<br>—<br>Jours | Average<br>stay<br>—<br>Séjour<br>moyen |
| Canada .....               | 1,527                              | 701,416            | 459.3                                   | 957   | 447,266            | 467.4                                   | 394  | 200,951            | 510.0                                   | 116   | 28,946             | 249.5                                   | 60  | 24,253             | 404.2                                   |
| Newfoundland .....         | 37                                 | 15,434             | 417.1                                   | 28  | 12,499             | 446.4                                   | 9  | 2,935              | ...                                     | —   | —                  | —                                       | —   | —                  | —                                       |
| Prince Edward Island ..... | 11                                 | 7,036              | 639.6                                   | 4   | 804                | ...                                     | 1  | 2,076              | ...                                     | 3   | 1,890              | ...                                     | 3   | 2,266              | ...                                     |
| Nova Scotia .....          | 51                                 | 21,366             | 418.9                                   | 36  | 16,064             | 446.2                                   | 8  | 3,244              | ...                                     | 5   | 880                | ...                                     | 2   | 1,178              | ...                                     |
| New Brunswick .....        | 69                                 | 26,026             | 377.2                                   | 43  | 19,327             | 449.5                                   | 13   | 5,171              | 397.8                                   | 12  | 1,299              | 108.3                                   | 1   | 229                | ...                                     |
| Québec .....               | 560                                | 164,850            | 294.4                                   | 368   | 112,381            | 305.4                                   | 151  | 40,106             | 265.6                                   | 25  | 5,343              | 213.7                                   | 16  | 7,020              | 438.8                                   |
| Ontario .....              | 401                                | 267,541            | 667.2                                   | 222   | 145,061            | 653.4                                   | 124  | 98,432             | 793.8                                   | 26  | 10,874             | 418.2                                   | 29  | 13,174             | 454.3                                   |
| Manitoba .....             | 115                                | 63,811             | 554.9                                   | 62  | 34,016             | 548.6                                   | 38   | 28,971             | 762.4                                   | 11  | 727                | 66.1                                    | 4   | 97                 | ...                                     |
| Saskatchewan .....         | 70                                 | 28,316             | 404.5                                   | 49  | 18,564             | 378.9                                   | 10   | 8,383              | 838.3                                   | 9   | 1,313              | ...                                     | 2   | 56                 | ...                                     |
| Alberta .....              | 75                                 | 38,349             | 511.3                                   | 41  | 27,603             | 673.2                                   | 17   | 7,395              | 435.0                                   | 15  | 3,120              | 208.0                                   | 2   | 231                | ...                                     |
| British Columbia .....     | 138                                | 68,687             | 497.7                                   | 104   | 60,947             | 586.0                                   | 23   | 4,238              | 184.3                                   | 10  | 3,500              | 350.0                                   | 1   | 2                  | ...                                     |

Tuberculous readmission separations are shown in Table 58 by length of present and previous treatment. There were 4,545 such cases, but data regarding length of previous treatment was available for only 2,848. There are indications that tuberculous patients who have previously been resident patients in a tuberculosis institution and who return tend on their return to remain longer than their original stay if their previous residence was less than three months; about the same length of time if it had been more than three months but less than a year; and for a shorter period of their earlier hospitalization amounted to more than a year. Conversely, patients who have just completed their second or later hospitalization and whose last hospital stay was less than a year tend to have spent more time in their earlier admissions; those whose most recent residence was more than one year but less than two tend to have spent a similar time in previous hospitalizations; and those whose last stay exceeds two years tend to have had a shorter aggregate previous stay.

Les tuberculeux réadmis et sortis sont donnés au tableau 58 selon la durée du traitement actuel et antérieur. Ces cas sont au nombre de 4,545, mais les données sur la durée du traitement antérieur ne sont accessibles que pour 2,848 cas. D'après certains indices, les tuberculeux qui ont déjà séjourné dans une institution pour tuberculeux et qui y reviennent tendent à y demeurer plus longtemps que lors de leur premier séjour lorsque celui-ci a été de moins de trois mois; à peu près le même temps s'il a été de plus de trois mois mais moins d'un an; et moins longtemps s'il a dépassé une année. Inversement, les malades qui terminent à peine leur seconde ou dernière hospitalisation et dont le dernier séjour à l'hôpital a été de moins d'un an, y ont apparemment été plus longtemps lors de leurs séjours antérieurs; ceux dont le dernier séjour a été de plus d'un an mais de moins de deux, le même temps; et ceux dont le dernier séjour dépasse deux ans, moins longtemps.



TABLE 58. Tuberculous re-admission separations - length of treatment by total length of previous treatments, 1951

TABLEAU 58. Séparations de tuberculeux réadmis - Durée du traitement actuel et durée totale des traitements antérieurs, 1951

| Length of present treatment<br>Durée du présent traitement | Total        | Total length of previous treatments in days<br>Durée complète des traitements antérieurs en jours |            |            |            |            |            |             |            | Not stated<br>Non déclaré |
|--|--------------|---|------------|------------|------------|------------|------------|-------------|------------|---------------------------|
|  |              | 1-30  | 31-91      | 92-182     | 183-364    | 365-729    | 730-1,094  | 1,095-1,824 | 1,825 +    |                           |
| <b>Total</b> .....   | <b>4,545</b> | <b>177</b>  | <b>237</b> | <b>382</b> | <b>580</b> | <b>728</b> | <b>323</b> | <b>297</b>  | <b>124</b> | <b>1,697</b>              |
| 1- 30 days - jours.....                                    | 669          | 54  | 48         | 58         | 70         | 73         | 44         | 43          | 25         | 254                       |
| 31- 91 " ".....  | 716          | 44  | 46         | 63         | 95         | 84         | 43         | 45          | 10         | 286                       |
| 92- 182 " ".....   | 787          | 26  | 46         | 79         | 98         | 128        | 55         | 45          | 16         | 294                       |
| 183- 364 " ".....  | 1,124        | 19  | 54         | 92         | 155        | 203        | 83         | 66          | 32         | 420                       |
| 365- 729 " ".....  | 862          | 28  | 29         | 65         | 111        | 177        | 61         | 52          | 21         | 318                       |
| 730-1,094 " ".....   | 224          | 3   | 9          | 17         | 30         | 35         | 23         | 24          | 6          | 77                        |
| 1,095-1,824 " ".....                                       | 115          | 2   | 3          | 5          | 13         | 18         | 11         | 17          | 10         | 36                        |
| 1,825 + " ".....   | 48           | 1   | 2          | 3          | 8          | 10         | 3          | 5           | 4          | 12                        |



**ANTI-TUBERCULOSIS ACTIVITIES**  
—  
**INITIATIVES ANTITUBERCULEUSES**



## Anti-Tuberculosis Activities

## Initiatives antituberculeuses

Tuberculosis clinics and dispensaries reporting to the Bureau discovered 9,300 new cases of active tuberculosis during 1951, as shown in Table 59. This represents a decline of 1.4 per cent from the 9,430 discovered in 1950. Six provinces showed increases in 1951 over the previous year; in Newfoundland and Alberta, the 1951 total was more than double the 1950 figure, but in Prince Edward Island, New Brunswick, Ontario and British Columbia the increases were more moderate, ranging from 38.4 per cent in the island province to 5.3 per cent in the last-named. Declines were reported from Nova Scotia, 44.3 per cent; Quebec, 18.2 per cent; Manitoba, 12.4 per cent; and Saskatchewan, 13.3 per cent.

Newly-discovered inactive cases discovered by clinics and dispensaries in 1951, numbering 5,138, showed a 48.1 per cent increase over 1950 in the nine reporting provinces. Quebec did not report this item in either year. Nova Scotia, Saskatchewan, and British Columbia were the only provinces to register declines, amounting to 3.6 per cent, 1.0 per cent, and 4.1 per cent respectively. Newfoundland and Ontario had more than twice as many newly-discovered inactive cases in 1951 than in 1950; the four remaining provinces showed more moderate increases.

Re-activated old cases were not reported by British Columbia and Quebec in 1950 or 1951 nor by Newfoundland or New Brunswick in 1950. Also, the 1950 report from Nova Scotia was incomplete. Cases reported by the five remaining provinces totalled 602 in 1950 and 875 in 1951, a 14.3 per cent increase. Of the five, the prairie provinces showed declines (Manitoba, 16.7 per cent; Saskatchewan, 33.3 per cent; and Alberta, 32.2 per cent), Prince Edward Island increased by 39.5 per cent, and Ontario's figure for 1951 amounted to 218.4 per cent of its 1950 total.

Including some cases for which activity was not reported, a total of 571,134 visits were made at clinics and dispensaries during the year. This was 11.0 per cent more than in 1950. The Newfoundland total in 1951 was more than double that reported in 1950—and the 1951 figure was incomplete—and Prince Edward Island's was almost tripled. New Brunswick, Ontario and Alberta had lesser increases, and the remaining provinces experienced declines.

Les cliniques et dispensaires pour tuberculeux déclarent au Bureau 9,300 nouveaux cas de tuberculose active découverts en 1951, comme l'indique le tableau 59, soit diminution de 1.4 p. 100 sur les 9,430 cas découverts en 1950. Il y a augmentation dans six provinces en 1951 au regard de l'année précédente; à Terre-Neuve et en Alberta, le total de 1951 est de plus du double de celui de 1950; mais, dans l'Île-du-Prince-Édouard, le Nouveau-Brunswick, l'Ontario et en Colombie-Britannique, les augmentations sont plus modérées et varient de 38.4 p. 100 dans la province insulaire à 5.3 p. 100 en Colombie-Britannique. Il y a diminution en Nouvelle-Écosse, 44.3 p. 100; au Québec, 18.2 p. 100; au Manitoba, 12.4 p. 100; et en Saskatchewan, 13.3 p. 100.

Les cas inactifs nouvellement découverts dans les cliniques et dispensaires en 1951 se chiffrent par 5,138, augmentation de 48.1 p. 100 sur 1950 pour les neuf provinces faisant rapport. Québec n'a fait rapport à ce sujet pour aucune des deux années. La Nouvelle-Écosse, la Saskatchewan et la Colombie-Britannique sont les seules provinces à signaler des diminutions, celles-ci étant respectivement de 3.6 p. 100, 1.0 p. 100 et 4.1 p. 100. Terre-Neuve et l'Ontario avaient plus de deux fois autant de cas inactifs nouvellement découverts en 1951 qu'en 1950 et les quatre autres provinces indiquaient des augmentations plus modérées.

La Colombie-Britannique et le Québec ne déclarent aucun cas ancien réactivé en 1950 ou 1951; il en est de même pour Terre-Neuve et le Nouveau-Brunswick en 1950. En outre, le rapport de la Nouvelle-Écosse pour 1950 était incomplet. Les cinq autres provinces déclarent 602 cas en 1950 et 875 en 1951, soit une augmentation de 14.3 p. 100; parmi ces provinces, celles des Prairies signalent des diminutions (Manitoba, 16.7 p. 100; Saskatchewan, 33.3 p. 100; et Alberta, 32.2 p. 100). Il y a augmentation de 39.5 p. 100 dans l'Île-du-Prince-Édouard et le chiffre de l'Ontario en 1951 s'élève à 218.4 p. 100 de son total de 1950.

Y compris certains cas dont l'activité n'est pas déclarée, un total de 571,134 visites sont enregistrées par les cliniques et dispensaires au cours de l'année, soit 11.0 p. 100 de plus qu'en 1950. Le total de Terre-Neuve pour 1951, bien que ce chiffre soit incomplet, est de plus de deux fois celui de 1950 et celui de l'Île-du-Prince-Édouard, de près de trois fois. Le Nouveau-Brunswick, l'Ontario et l'Alberta signalent des augmentations moins prononcées et le reste des provinces, des diminutions.

TABLE 59. Morbidity report of clinics and dispensaries, 1951

TABLEAU 59. Rapport sur la morbidité dans les cliniques et dispensaires, 1951

|  | Total reported<br>—<br>Total déclaré | New-<br>found-<br>land <sup>1</sup> | Prince<br>Edward<br>Island | Nova<br>Scotia | New<br>Brun-<br>swick | Québec               | Ontario | Mani-<br>toba | Saskat-<br>chewan | Alberta | British<br>Columbia |
|--|--------------------------------------|-------------------------------------|----------------------------|----------------|-----------------------|----------------------|---------|---------------|-------------------|---------|---------------------|
| Number of newly-discovered cases of tuberculosis — Nombre de cas de tuberculose nouvellement découverts: |                                      |                                     |                            |                |                       |                      |         |               |                   |         |                     |
| Active — Actifs .....  | 9,300                                | 1,131                               | 119                        | 563            | 204                   | 4,260                | 1,446   | 155           | 169               | 574     | 679                 |
| Inactive — Inactifs.....   | 5,138                                | 802                                 | 50                         | 403            | 375                   | ..                   | 1,995   | 64            | 293               | 503     | 653                 |
| Number of old cases reactivated — Nombre d'anciens cas réactivés .....                                   | 1,183                                | 24                                  | 60                         | 170            | 114                   | 2                    | 616     | 65            | 52                | 82      | ..                  |
| Total visits at clinics and dispensaries — Total des visites aux cliniques et dispensaires.....          | 542,112 <sup>2</sup>                 | 39,901                              | 4,601                      | 25,756         | 10,346                | 125,142 <sup>3</sup> | 168,594 | 14,406        | 13,413            | 11,158  | 128,795             |

1. East Coast only. — Littoral de l'Est seulement.

2. There were 15,250 old cases re-examined (activity not stated). — Des anciens cas, 15,250 ont été réexaminés (activité non déclarée).

3. There were an additional 29,022 visits for which activity was not stated. — On compte 29,022 visites additionnelles mais l'activité n'a pas été déclarée.

Out-patient pneumothorax cases and treatments are shown by province in Table 60. The reporting of the number of patients so treated was not complete in either year for which tabulations have been made; Newfoundland made no report in 1950 and only an incomplete one in 1951, while Quebec and British Columbia did not record the item at all. Ontario's figures in both years were estimates, based on cases paid for by the provincial government. The total for the seven reporting provinces (including the Ontario estimates) declined by 2.6 per cent from 2,653 in 1950 to 2,583 in 1951. Only Saskatchewan recorded an increase in 1951, moving from 123 in 1950 to 160 the next year.

The number of pneumothorax refills given also declined, on the basis of totals for the seven provinces which reported the item in both 1950 and 1951. Quebec reported it in neither year, while Newfoundland made no report in 1950 and only an incomplete one in 1951 and Prince Edward Island reported for the first time in 1951. The total in the remaining seven provinces declined from 80,873 in 1950 to 71,050 in 1951, a decrease of 12.1 per cent. Ontario figures included here are also estimates, as mentioned above. Only New Brunswick showed an increase in this item, the 1951 total of 2,289 being 63.5 per cent higher than the 1950 total of 1,400.

Les cas de pneumothorax et les traitements chez les malades externes sont indiqués par province au tableau 60. Les rapports sur le nombre de malades ainsi traités ne sont complets pour aucune des deux années auxquelles s'appliquent les calculs; Terre-Neuve n'a fait aucun rapport en 1950 et un rapport incomplet seulement en 1951, tandis que le Québec et la Colombie-Britannique n'ont fait aucune mention de ce détail. Les chiffres de l'Ontario pour les deux années sont des estimations fondées sur les cas défrayés par le gouvernement provincial. Le total pour les sept provinces qui ont fait rapport (y compris les estimations de l'Ontario) diminua de 2.6 p. 100 ou de 2,653 en 1950 à 2,583 en 1951. Seule la Saskatchewan enregistre une augmentation en 1951, passant de 123 en 1950 à 160 l'année suivante.

Le nombre de réinsufflations de pneumothorax déclaré diminue également par rapport aux totaux des sept provinces qui déclarent ce détail en 1950 comme en 1951. Le Québec n'a fait rapport à ce sujet pour aucune des deux années; Terre-Neuve n'a pas fait rapport en 1950 et n'a envoyé qu'un rapport incomplet en 1951; et l'Île-du-Prince-Édouard a envoyé un rapport pour la première fois en 1951. Le total des sept autres provinces baisse de 80,873 en 1950 à 71,050 en 1951 ou de 12.1 p. 100. Les chiffres de l'Ontario, qui sont ici compris, sont également estimatifs, comme on l'a mentionné plus haut. Seul le Nouveau-Brunswick indique une augmentation à cet article, le total de 1951 étant de 2,289 ou de 63.5 p. 100 plus élevé que le total de 1,400 en 1950.

TABLE 60. Out-patient pneumothorax, 1951

TABLEAU 60. Pneumothorax des malades externes, 1951

|  | Total reported<br>—<br>Total déclaré | Newfoundland | Prince Edward Island | Nova Scotia | New Brunswick | Québec | Ontario             | Manitoba | Saskatchewan | Alberta | British Columbia |
|--|--------------------------------------|--------------|----------------------|-------------|---------------|--------|---------------------|----------|--------------|---------|------------------|
| Number of patients treated — Nombre de malades traités .....         | 2,602                                | 9            | 91                   | 250         | 116           | ..     | 1,300 <sup>2</sup>  | 441      | 160          | 235     | ..               |
| Number of refills given — Nombre de réinsufflations effectuées ..... | 73,050                               | 153          | 1,847                | 7,140       | 2,289         | ..     | 35,000 <sup>2</sup> | 6,483    | 2,186        | 4,677   | 13,275           |

1. East Coast only. — Littoral de l'Est seulement.
2. Paid for by the province. — Aux frais de la province.

The combined reports of the provincial case registers recorded a total of 10,245 newly discovered active tuberculosis cases during the year, as shown in Table 61. The discrepancy between this figure and the 9,300 given in Table 59 represents cases discovered by other than clinics and dispensaries; for example, by physicians in private practice. The reporting in 1951 was not complete; the West Coast Division of Newfoundland did not report, and no figures are available for Quebec's cases discovered outside clinics and dispensaries; but the 1951 information was more nearly complete than that for 1950, when three provinces did not report. Comparison between the two years in six provinces is possible. Of these, Alberta and Prince Edward Island showed increases in 1951 over 1950, the rates of increase being 134.3 per cent and 13.8 per cent respectively. The total for Ontario declined by 14.3 per cent; for Manitoba, by 18.0 per cent; for Saskatchewan, by 30.6 per cent; and for British Columbia by 46.7 per cent.

Reactivations of old cases listed on provincial registers numbered 2,710. It must be noted that Quebec and British Columbia, which together accounted for half the new cases mentioned in the preceding paragraph, did not report this item. The discrepancy between the 2,710 reported here and the 1,183 shown in Table 59 represents reactivations reported other than by clinics and dispensaries. Most of these cases were in Ontario. Data for the two years in which this information has been compiled may be compared in only the five provinces which reported for 1950; of these, Ontario showed a sevenfold increase, the three prairie provinces fractional rises, and Prince Edward Island a decline of 28.3 per cent, in 1951.

L'ensemble des rapports sur le nombre de cas enregistrés par les provinces, donne un total de 10,245 nouveaux cas de tuberculose active durant l'année, comme le montre le tableau 61. L'écart entre ce chiffre et celui de 9,300 (tableau 59) représente les cas découverts par d'autres intermédiaires que les cliniques et dispensaires, comme le médecin de famille par exemple. Les rapports de 1951 ne sont pas complets; la division du littoral de l'ouest de Terre-Neuve n'a pas envoyé de rapport et aucun chiffre n'est disponible au sujet des cas du Québec découverts ailleurs que dans les cliniques ou les dispensaires; les renseignements de 1951 sont cependant plus complets que ceux de 1950, alors que trois provinces n'avaient pas fait rapport. La comparaison est possible pour les deux années dans six provinces. Parmi ces dernières, l'Alberta et l'Île-du-Prince-Édouard indiquent des augmentations en 1951 au regard de 1950; les taux d'augmentation sont respectivement de 134.3 p. 100 et 13.8 p. 100. Le total de l'Ontario diminue de 14.3 p. 100; du Manitoba, de 18.0 p. 100; de la Saskatchewan, de 30.6 p. 100; et de la Colombie-Britannique, de 46.7 p. 100.

Les anciens cas réactivés inscrits aux registres provinciaux se chiffrent par 2,710. Il faut observer que le Québec et la Colombie-Britannique, qui, réunis, comptent la moitié des nouveaux cas mentionnés dans le paragraphe précédent, n'ont pas fait de rapport à ce sujet. L'écart entre les 2,710 cas déclarés ici et les 1,183 du tableau 59 représente les cas réactivés déclarés en dehors des cliniques et des dispensaires. La plupart de ces cas sont enregistrés en Ontario. Les chiffres des deux années pour lesquelles ces statistiques sont établies ne peuvent être comparés que pour les cinq provinces qui ont fait rapport en 1950; parmi celles-ci, l'Ontario signale une augmentation septuplée, les trois provinces des Prairies, des augmentations fractionnaires, et, l'Île-du-Prince-Édouard une diminution de 28.3 p. 100 en 1951.



The 36,972 shown in Table 61 as being on provincial case registers is incomplete in various respects; namely, the registration does not include part of Newfoundland and Nova Scotia; it excludes all of Quebec and Saskatchewan; inactive cases are excluded in Ontario and Alberta; and non-hospitalized active cases are excluded in Ontario. Only in two provinces, Prince Edward Island and Manitoba, can direct comparison with 1950 be made; each showed a decline in 1951 in the total on register at the end of the year, although more newly-discovered active cases remained at home in 1951 than in 1950 in both provinces. In six provinces it is possible to ascertain the percentage of newly-discovered active cases in 1951 which were hospitalized. The rates are as follows: Newfoundland, 15.2 per cent; Prince Edward Island, 46.1 per cent; Nova Scotia, 57.2 per cent; New Brunswick, 94.0 per cent; Manitoba, 78.3 per cent; Alberta, 86.9 per cent; and British Columbia, 26.1 per cent. In three provinces, corresponding rates are available for 1950; Newfoundland that year had a hospitalization rate of only 13.7 per cent and Prince Edward Island of 40.8 per cent, while Manitoba had been higher in 1950 with 81.0 per cent of newly-discovered cases being hospitalized.

Les 36,972 cas indiqués au tableau 61 comme étant inscrits aux registres provinciaux sont incomplets à divers points de vue; ainsi, l'enregistrement exclut une partie de Terre-Neuve et de la Nouvelle-Écosse; tout le Québec et toute la Saskatchewan; les cas inactifs en Ontario et en Alberta; et les cas actifs non hospitalisés en Ontario. La comparaison directe avec 1950 n'est possible que dans deux provinces, l'Île-du-Prince-Édouard et le Manitoba, qui signalent, chacune, une diminution, en 1951, des cas enregistrés à la fin de l'année, bien qu'en 1951, un plus grand nombre de cas actifs de découverte plus récente soient demeurés au foyer qu'en 1950 dans les deux provinces. Dans six provinces on peut vérifier le pourcentage de cas actifs nouvellement découverts en 1951 qui ont été hospitalisés. Les taux sont les suivants: Terre-Neuve, 15.2 p. 100; Île-du-Prince-Édouard, 46.1 p. 100; Nouvelle-Écosse, 57.2 p. 100; Nouveau-Brunswick, 94.0 p. 100; Manitoba, 78.3 p. 100; Alberta, 86.9 p. 100; et Colombie-Britannique, 26.1 p. 100. Dans trois provinces, il existe des taux correspondants pour 1950: Terre-Neuve déclare pour cette dernière année un taux d'hospitalisation de 13.7 p. 100 seulement et l'Île-du-Prince-Édouard, de 40.8 p. 100, tandis que le Manitoba déclare un taux plus élevé, soit 81.0 p. 100.

TABLE 61. Provincial case register, 1951  
TABLEAU 61. Enregistrement provincial des cas,

|   | Total reported<br>—<br>Total déclarée | New-found-land <sup>1</sup> | Prince Edward Island | Nova Scotia        | New Brunswick | Québec             | Ontario            | Mani-toba | Saskat-chewan | Alberta          | British Columbia |
|---|---------------------------------------|-----------------------------|----------------------|--------------------|---------------|--------------------|--------------------|-----------|---------------|------------------|------------------|
| Number of newly discovered cases of active tuberculosis during the year — Nombre de cas de tuberculose active nouvellement découverts ..... | 10,245                                | 1,131                       | 119                  | 598                | 422           | 4,260 <sup>2</sup> | 1,446              | 502       | 288           | 574              | 905              |
| Number of old cases reactivated during the year — Nombre d'anciens cas réactivés durant l'année .....                                       | 2,710                                 | 24                          | 60                   | 179                | 218           | ..                 | 1,995              | 100       | 52            | 82               | ..               |
| Total number on register at end of year — Nombre total de cas enregistrés à la fin de l'année .....   | 36,972                                | 4,006                       | 1,639                | 1,733 <sup>2</sup> | 1,793         | ..                 | 3,787 <sup>2</sup> | 4,795     | ..            | 519 <sup>2</sup> | 18,700           |
| Active — Actifs .....   | 14,216                                | 2,274                       | 317                  | 276 <sup>2</sup>   | 869           | ..                 | 3,787              | 1,437     | ..            | 519              | 4,737            |
| Hospitalized — Hospitalisés .....   | 8,063                                 | 345                         | 146                  | 158 <sup>2</sup>   | 817           | ..                 | 3,787              | 1,125     | ..            | 451              | 1,234            |
| At home — Au foyer .....  | 6,153                                 | 1,929                       | 171                  | 118 <sup>2</sup>   | 52            | ..                 | ..                 | 312       | ..            | 68               | 3,503            |
| Inactive — Inactifs .....   | 22,756                                | 1,732                       | 1,322                | 1,457 <sup>2</sup> | 924           | ..                 | ..                 | 3,358     | ..            | ..               | 13,963           |

1. East Coast only. — Littoral de l'Est seulement.

2. Incomplete information. — Renseignements incomplets.

Some general hospitals routinely make diagnostic thoracic X-ray examinations of their admissions. Seven provinces reported this information for 1951, and it is presented in Table 62. Nova Scotia and British Columbia reported it for the first time in 1951. The remaining five provinces showed increases in the number of such examinations over the previous year. The number of cases of tuberculosis so discovered more than doubled in 1951 in New Brunswick but declined in Ontario and the prairie provinces. Ontario did not report the activity of these cases; but in every reporting province, inactive cases exceeded active cases. The percentage of active cases among total cases discovered was 22.7 in Nova Scotia; 11.6 in New Brunswick; 14.7 in Manitoba; 8.4 in Saskatchewan; 18.2 in Alberta; and 12.4 in British Columbia. Six additional hospitals in each of the Manitoba and Saskatchewan reported this procedure and one more in Alberta. The total of ten reported in New Brunswick in 1951 was unchanged from the preceding year, while the 3 from Nova Scotia and the 30 in British Columbia were reported for the first time. Ontario did not supply in either year the number of hospitals reporting this service, although other records show that in 1951 a total of 158 public hospitals in that province had diagnostic X-ray either organized or available.

Il est d'usage courant dans certains hôpitaux généraux de soumettre les malades à un examen radiographique du thorax lors de leur admission. Sept provinces ont fourni ce renseignement pour l'année 1951. La Nouvelle-Écosse et la Colombie-Britannique le fournissaient pour la première fois et les cinq autres signalaient un nombre plus élevé de ces examens qu'en 1950. Le nombre de cas de tuberculose ainsi découverts a plus que doublé en 1951 au Nouveau-Brunswick, mais il a diminué en Ontario et dans les provinces des Prairies. L'Ontario n'a pas déclaré le degré d'activité de ces cas; mais, dans chaque province faisant rapport, les cas inactifs sont plus nombreux que les cas actifs. Le pourcentage de cas actifs par rapport au nombre total de cas découverts est de 22.7 en Nouvelle-Écosse; 11.6 au Nouveau-Brunswick; 14.7 au Manitoba; 8.4 en Saskatchewan; 18.2 en Alberta; et 12.4 en Colombie-Britannique. Six autres hôpitaux dans chacune des provinces du Manitoba et de la Saskatchewan, et un en Alberta, déclarent cette pratique. Le total de dix, déclaré au Nouveau-Brunswick en 1951, est le même que l'année précédente, tandis que trois en Nouvelle-Écosse et 30 en Colombie-Britannique sont déclarés pour la première fois. L'Ontario ne donne le nombre des hôpitaux qui fournissent ce service pour aucune des deux années, bien que, d'après d'autres documents, 158 hôpitaux publics de cette province aient un service, organisé ou disponible, de radiographie de diagnostic.



TABLE 62. General hospital admissions, 1951  
TABLEAU 62. Admissions dans les hôpitaux généraux, 1951

|   | Total reported<br>—<br>Total déclaré | New-found-land | Prince Edward Island | Nova Scotia     | New Brunswick | Québec | Ontario  | Mani-toba | Saskat-chewan | Alberta | British Columbia |
|---|--------------------------------------|----------------|----------------------|-----------------|---------------|--------|----------|-----------|---------------|---------|------------------|
| Total examinations — Total, examens.....  | 439, 192                             | ..             | ..                   | 2, 662          | 22, 232       | ..     | 225, 213 | 64, 181   | 58, 847       | 3, 386  | 62, 671          |
| Total Tuberculosis — Total, tuberculeux .....   | 3, 486                               | ..             | ..                   | 88 <sup>1</sup> | 370           | ..     | 601      | 572       | 1, 141        | 44      | 670 <sup>2</sup> |
| Total active cases — Total, cas actifs.....   | 334                                  | ..             | ..                   | 20              | 43            | ..     | ..       | 84        | 96            | 8       | 83               |
| Total doubtful activity—Total, activité douteuse  | 439                                  | ..             | ..                   | 19              | 13            | ..     | ..       | 182       | 193           | 2       | 30               |
| Total inactive — Total, cas inactifs .....  | 1, 924                               | ..             | ..                   | 32              | 314           | ..     | ..       | 306       | 852           | 34      | 386              |
| Number of hospitals covered by this report —<br>Nombre d'hôpitaux compris dans le rapport ..... | 162                                  | ..             | ..                   | 3               | 10            | ..     | ..       | 31        | 73            | 15      | 30               |

1. Includes 17 pulmonary cases—activity not stated. — Comprend 17 cas pulmonaires dont l'activité n'est pas déclarée.  
2. Includes 169 cases of pleurisy and 2 non-pulmonary cases—activity not stated. — Comprend 169 cas de pleurésie et 2 cas non pulmonaires, dont l'activité n'est pas déclarée.

The vast majority—104,036 out of 124,275—of treatments with Calmette Guérin bacillus (BCG) reported in 1951 were given in the province of Quebec. Table 63 shows the numbers of such treatments. In all provinces except Quebec, the totals refer to actual patients treated. The Quebec figure is an estimate supplied to the Bureau by the Central BCG Registry, Institute of Microbiology and Hygiene, University of Montreal based on the number of ampoules of vaccine used with due allowance for wastage or accidental destruction. The complete breakdown of the classes of treated persons is not available. It is known, however, that of the estimated treatments some 24,758 were given to infants of less than one year, 300 to university students, and 477 to native Indians or Eskimos. The figures for Indians and Eskimos were in all instances estimated or confirmed by the Indian Health Services of the Department of National Health and Welfare. Increases in total BCG treatment in 1951 over 1950 were reported in Newfoundland (from 83 to 10,476), Prince Edward Island (45.6 per cent), Quebec (57.0 per cent), and Saskatchewan (23.6 per cent), and decreases in the remaining provinces. The 59.5 per cent increase in the 1951 national total was almost entirely due to the large increases reported from Newfoundland and Quebec.

La grande majorité (104,036 sur 124,275) des traitements au bacille bilier Calmette-Guérin (BCG) déclarés en 1951 ont été donnés dans la province de Québec. Le tableau 63 donne le nombre de ces traitements. Dans toutes les provinces, sauf le Québec, les totaux indiquent le nombre réel de malades traités. Le chiffre du Québec est une estimation fournie au Bureau par le Fichier central du BCG, Institut de Microbiologie et d'Hygiène de l'Université de Montréal; il est basé sur le nombre d'ampoules de vaccin employées, en tenant compte du gaspillage ou de la déperdition accidentelle. La décomposition complète des classes de personnes traitées n'est pas disponible. On sait cependant qu'environ 24,758 des traitements estimatifs ont été donnés aux bébés de moins d'un an, 300 à des étudiants universitaires et 477 à des Indiens ou à des Esquimaux. Les chiffres sur les Indiens et les Esquimaux sont, dans tous les cas, estimés ou confirmés par les Services de santé des Indiens du ministère de la Santé nationale et du Bien-être social. Des augmentations du nombre de traitements au BCG en 1951 au regard de 1950, sont déclarées à Terre-Neuve (83 à 10,476), dans l'Île-du-Prince-Édouard (45.6 p. 100), dans Québec (57.0 p. 100) et en Saskatchewan (23.6 p. 100); les autres provinces enregistrent des diminutions. L'augmentation nationale de 59.5 p. 100 en 1951 est presque entièrement due aux augmentations prononcées relevées à Terre-Neuve et dans le Québec.

TABLE 63. BCG vaccinations, 1951  
TABLEAU 63. Vaccinations au BCG, 1951

|  | Total reported<br>—<br>Total déclaré | New-found-land <sup>1</sup> | Prince Edward Island | Nova Scotia | New Brunswick | Québec                      | Ontario       | Mani-toba  | Saskat-chewan | Alberta       | British Columbia <sup>2</sup> |
|--|--------------------------------------|-----------------------------|----------------------|-------------|---------------|-----------------------------|---------------|------------|---------------|---------------|-------------------------------|
| <b>Total .....</b>   | <b>124, 275</b>                      | <b>10, 476</b>              | <b>99</b>            | <b>905</b>  | <b>729</b>    | <b>104, 036<sup>3</sup></b> | <b>1, 806</b> | <b>991</b> | <b>2, 327</b> | <b>1, 011</b> | <b>1, 895</b>                 |
| <b>Nurses — Infirmières:</b>                                 |                                      |                             |                      |             |               |                             |               |            |               |               |                               |
| Graduates — Diplômées .....                                  | 122                                  | —                           | 3                    | 12          | 19            | ..                          | 26            | 43         | 7             | 2             | 10                            |
| Students — Élèves .....                                      | 2, 682                               | 69                          | 29                   | 201         | 91            | ..                          | 848           | 388        | 390           | 235           | 431                           |
| Other nursing personnel — Autre personnel soignant .....     | 632                                  | —                           | 19                   | 12          | 71            | ..                          | 132           | 66         | 127           | 197           | 8                             |
| Other hospital personnel — Autre personnel hospitalier ..... | 473                                  | —                           | 14                   | 67          | 4             | ..                          | 180           | 30         | 129           | 9             | 40                            |
| Medical students — Étudiants en médecine.....                | 116                                  | —                           | —                    | 40          | 1             | ..                          | 47            | 2          | 22            | —             | 4                             |
| <b>Contacts:</b>   |                                      |                             |                      |             |               |                             |               |            |               |               |                               |
| Newborn — Nouveau-nés .....                                  | 39                                   | 7                           | —                    | —           | 1             | ..                          | 26            | —          | 3             | —             | 2                             |
| Others — Autres.....   | 1, 041                               | —                           | 6                    | 108         | 2             | ..                          | 121           | 27         | 239           | 4             | 534                           |
| Newborn (not contacts) — Nouveau-nés (non contacts).....     | 11                                   | —                           | —                    | 1           | —             | ..                          | 1             | —          | 9             | —             | —                             |
| Indians and Eskimos — Indiens et esquimaux                   | 4, 124                               | —                           | 28                   | 460         | 540           | 477                         | 400           | 430        | 361           | 564           | 864                           |
| Others — Autres.....   | 11, 476                              | 10, 400                     | —                    | 4           | —             | ..                          | 25            | 5          | 1, 040        | —             | 2                             |

1. East Coast only — Littoral de l'Est seulement.  
2. Report incomplete. — Rapport incomplet.  
3. Estimated by Central BCG Registry, Institute of Microbiology and Hygiene, Montreal University. Of this number, 4,758 were infants of less than one year of age and 300 were university students. — Estimation du Fichier Central du BCG, Institut de Microbiologie et d'Hygiène de l'Université de Montréal. De ce nombre, 4,758 sont des bébés de moins d'un an et 300 des étudiants d'université.

Tables 64 and 65 present such information as has been received regarding new attendances at clinics and dispensaries, by province and age group respectively. A new attendance was defined as one who attends a clinic for the first time and who

has not attended any clinic previously. In view of the preponderance of unavailable and unreported data no comparisons can be attempted.

TABLE 64. Summary of new attendances at clinics and dispensaries by province, 1951

| No.                     |                                     | Total   | Newfoundland | Prince Edward Island | New Brunswick |
|-------------------------|-------------------------------------|---------|--------------|----------------------|---------------|
| Pulmonary tuberculosis: |                                     |         |              |                      |               |
| 1                       | Primary infection .....             | 356     | 283          | 1                    | 11            |
| Minimal:                |                                     |         |              |                      |               |
| 2                       | Bacillary .....                     | 2,791   | —            | —                    | 7             |
| 3                       | Non-bacillary .....                 | 275     | —            | —                    | 114           |
| 4                       | Sputum not examined .....           | 1,802   | 955          | 73                   | 105           |
| Moderately advanced:    |                                     |         |              |                      |               |
| 5                       | Bacillary .....                     | 1,308   | —            | —                    | 18            |
| 6                       | Non-bacillary .....                 | 86      | —            | —                    | 47            |
| 7                       | Sputum not examined .....           | 552     | 308          | 31                   | 44            |
| Far advanced:           |                                     |         |              |                      |               |
| 8                       | Bacillary .....                     | 382     | —            | —                    | 18            |
| 9                       | Non-bacillary .....                 | 26      | —            | —                    | 17            |
| 10                      | Sputum not examined .....           | 269     | 186          | 16                   | 21            |
| 11                      | Non-pulmonary tuberculosis .....    | 176     | 9            | 24                   | 14            |
| Pleurisy:               |                                     |         |              |                      |               |
| 12                      | Pleurisy with effusion .....        | 244     | 136          | 24                   | 45            |
| 13                      | Evidence of previous pleurisy ..... | 116     | 9            | —                    | 93            |
| 14                      | Total tuberculosis .....            | 8,383   | 1,886        | 169                  | 554           |
| 15                      | Number other new attendances .....  | 111,322 | 99           | 1,106                | 4,586         |
| 16                      | Total number new attendances .....  | 119,705 | 1,985        | 1,275                | 5,140         |

1. Includes some non-bacillary cases.

TABLE 65. Summary of new attendances at clinics and dispensaries by age group, 1951<sup>1</sup>

| No.                     | Total                               |          | Under 5 years  |          | 5-9 years |          | 10-14 years |          | 15-19 years |          | 20-24 years |          | 25-29 years |          |
|-------------------------|-------------------------------------|----------|----------------|----------|-----------|----------|-------------|----------|-------------|----------|-------------|----------|-------------|----------|
|                         | Active                              | Inactive | Moins de 5 ans |          | 5-9 ans   |          | 10-14 ans   |          | 15-19 ans   |          | 20-24 ans   |          | 25-29 ans   |          |
|                         |                                     |          | Active         | Inactive | Active    | Inactive | Active      | Inactive | Active      | Inactive | Active      | Inactive | Active      | Inactive |
| Pulmonary tuberculosis: |                                     |          |                |          |           |          |             |          |             |          |             |          |             |          |
| 1                       | Primary infection .....             | 356      |                | 72       |           | 148      |             | 101      |             | 25       |             | 5        |             | 1        |
| 2                       | Minimal .....                       | 3,479    | 1,389          | 11       | 3         | 10       | 7           | 34       | 16          | 104      | 58          | 124      | 131         | 114      |
| 3                       | Moderately advanced .....           | 1,769    | 177            | —        | —         | 7        | 1           | 11       | —           | 64       | 4           | 75       | 13          | 69       |
| 4                       | Far advanced .....                  | 646      | 31             | 5        | —         | 2        | —           | 8        | —           | 29       | 1           | 48       | 2           | 26       |
| 5                       | Non-pulmonary tuberculosis .....    | 104      | 72             | 7        | 3         | 10       | 1           | 13       | 5           | 6        | —           | 19       | 5           | 7        |
| Pleurisy:               |                                     |          |                |          |           |          |             |          |             |          |             |          |             |          |
| 6                       | Pleurisy with effusion .....        | 138      | 106            | 2        | —         | 14       | 1           | 21       | 3           | 28       | 6           | 23       | 17          | 11       |
| 7                       | Evidence of previous pleurisy ..... | 5        | 111            | —        | 1         | —        | 2           | 2        | 6           | 2        | 10          | 1        | 11          | —        |
| 8                       | Total tuberculosis .....            | 6,497    | 1,886          | 97       | 7         | 191      | 12          | 190      | 30          | 258      | 79          | 295      | 179         | 228      |
| 9                       | Number other new attendances .....  | 111,322  |                | 601      |           | 725      |             | 822      |             | 1,163    |             | 1,158    |             | 937      |
| 10                      | Total number new attendances .....  | 119,705  |                | 705      |           | 928      |             | 1,042    |             | 1,500    |             | 1,632    |             | 1,355    |

1. Nova Scotia, Ontario and Alberta not included.

Les tableaux 64 et 65 présentent respectivement par province, et par groupe d'âge, les données reçues concernant les nouvelles visites aux cliniques et aux dispensaires. Une nouvelle visite est celle d'un malade qui se présente à la clinique

pour la première fois et qui n'a encore fréquenté aucune clinique. En raison de la somme considérable de données indisponibles ou qui n'ont pas été fournies, aucune comparaison ne peut être tentée.

**TABLEAU 64. Sommaire des nouvelles visites dans les cliniques et dispensaires par province, 1951**

| Québec              | Manitoba | Saskatchewan | British Columbia |   | No |
|---------------------|----------|--------------|------------------|---|----|
|                     |          |              |                  | Tuberculose pulmonaire                  |    |
| ..                  | 4        | 7            | 50               | Infection primaire .....                | 1  |
| 2, 709 <sup>1</sup> | 10       | 9            | 56               | Minime:                                 |    |
| -                   | 25       | 123          | 13               | Bacillaire .....                        | 2  |
| -                   | 4        | 133          | 532              | Non bacillaire .....                    | 3  |
|                     |          |              |                  | Expectorations non examinées .....      | 4  |
| 1, 232 <sup>1</sup> | 13       | 7            | 38               | Modérément avancée:                     |    |
| -                   | 2        | 31           | 6                | Bacillaire .....                        | 5  |
| -                   | 2        | 21           | 146              | Non bacillaire .....                    | 6  |
|                     |          |              |                  | Expectorations non examinées .....      | 7  |
| 319 <sup>1</sup>    | 18       | 9            | 18               | Très avancée:                           |    |
| -                   | 3        | 6            | -                | Bacillaire .....                        | 8  |
| -                   | 1        | 2            | 43               | Non bacillaire .....                    | 9  |
|                     |          |              |                  | Expectorations non examinées .....      | 10 |
| ..                  | 24       | 53           | 52               | Tuberculose non pulmonaire .....        | 11 |
| ..                  | 13       | 13           | 13               | Pleurésie:                              |    |
| ..                  | -        | 13           | 1                | Pleurésie avec épanchement .....        | 12 |
|                     |          |              |                  | Traces de pleurésie ancienne .....      | 13 |
| 4, 260              | 119      | 427          | 968              | Total, tuberculose .....                | 14 |
| 71, 524             | 3, 055   | 2, 694       | 28, 258          | Nombre d'autres nouvelles visites ..... | 15 |
| 75, 784             | 3, 174   | 3, 121       | 29, 226          | Nombre total de nouvelles visites ..... | 16 |

- 1. Comprend des cas non bacillaires.

**TABLEAU 65. Sommaire des nouvelles visites dans les cliniques et dispensaires par groupe d'âge, 1951<sup>1</sup>**

| 30-39 years<br>30-39 ans |               | 40-49 years<br>40-49 ans |               | 50-59 years<br>50-59 ans |               | 60-69 years<br>60-69 ans |               | 70 years<br>and over<br>70 ans<br>et plus |               | Age not<br>stated<br>-<br>Âge non<br>déclaré |               | No                                |                                  |
|--------------------------|---------------|--------------------------|---------------|--------------------------|---------------|--------------------------|---------------|---|---------------|--|---------------|-----------------------------------|----------------------------------|
| Active                   | Inac-<br>tive | Active                   | Inac-<br>tive | Active                   | Inac-<br>tive | Active                   | Inac-<br>tive | Active                                    | Inac-<br>tive | Active                                       | Inac-<br>tive |                                   |                                  |
| 2                        |               | 1                        |               | 1                        |               | -                        |               | -   |               | -  |               | Tuberculose pulmonaire            |                                  |
| 159                      | 334           | 90                       | 287           | 59                       | 219           | 46                       | 143           | 19  | 60            | 2, 709                                       | 1             | Infection primaire .....          |                                  |
| 120                      | 43            | 60                       | 37            | 50                       | 25            | 57                       | 22            | 24  | 15            | 1, 232                                       | -             | Minime .....                      |                                  |
| 52                       | 9             | 31                       | 7             | 93                       | 2             | 24                       | 3             | 9   | 2             | 319  | -             | Modérément avancée .....          |                                  |
| 14                       | 16            | 6                        | 16            | 13                       | 11            | 5                        | 3             | 4   | 1             | -  | -             | Très avancée .....                |                                  |
|                          |               |                          |               |                          |               |                          |               |   |               |  |               | -                                 | Tuberculose non pulmonaire ..... |
| 18                       | 28            | 8                        | 21            | 6                        | 13            | 5                        | 4             | 2   | 1             | -  | -             | Pleurésie:                        |                                  |
| -                        | 31            | -                        | 12            | -                        | 11            | -                        | 6             | -   | 6             | -  | -             | -                                 | Pleurésie avec épanchement ...   |
|                          |               |                          |               |                          |               |                          |               |   |               |  |               | -                                 | Traces de pleurésie ancienne     |
| 365                      | 461           | 196                      | 380           | 222                      | 281           | 137                      | 181           | 58  | 85            | 4, 260                                       | 1             | Total, tuberculose .....          |                                  |
| 1, 387                   |               | 782                      |               | 536                      |               | 259                      |               | 115                                       |               | 102, 837                                     |               | Nombre d'autres nouvelles visites |                                  |
| 2, 213                   |               | 1, 358                   |               | 1, 059                   |               | 577                      |               | 258                                       |               | 107, 098                                     |               | Nombre total de nouvelles visites |                                  |

1. A l'exclusion de la Nouvelle-Écosse, de l'Ontario et de l'Alberta.



Available data regarding X-ray surveys is presented in summary form as rates in Table 66 and in the fullest detail reported in Table 67. Quebec's 520,929 examinations were not classified according to findings, Nova Scotia's 68,357 were not distributed according to activity, and Newfoundland's 36,993 and Ontario's 5,399 Indians who were examined by the Manitoba Sanatorium Board were not shown according to whether they were old or new cases.

The 2,039,064 total examinations, disregarding the possibility of one person being examined in a mass survey more than once during the one year, represent 14.6 per cent of the population of Canada, which amounts to one examination for every 6.9 persons in the country. The distribution of the 1,515,083 examinations<sup>1</sup> for which findings were reported is shown in Table 66, in terms of number of cases found per 10,000 examinations.

1. From this total is excluded 3,022 examinations of known cases in Newfoundland and the 520,929 unclassified examinations in Quebec.

Les chiffres disponibles concernant les examens radiographiques sont donnés sommairement sous forme de taux au tableau 66, et en détail au tableau 67. Les 520,929 personnes examinées dans le Québec n'ont pas été classées selon les résultats; les 68,357 de la Nouvelle-Écosse n'ont pas été réparties selon l'activité; et les 36,993 de Terre-Neuve et les 5,399 Indiens d'Ontario qui ont été examinés par le *Manitoba Sanatorium Board* n'ont pas été répartis selon qu'ils étaient des anciens ou des nouveaux cas.

Le total de 2,039,064 examens, en écartant la possibilité qu'une personne puisse être examinée plus d'une fois durant l'année au cours d'examens collectifs, représente 14.6 p. 100 de la population du Canada ou un examen pour chaque 6.9 personnes au pays. Le tableau 66 donne, en nombre de cas par 10,000 examens, la répartition des 1,515,083 examens<sup>1</sup> dont les résultats sont signalés.

1. De ce total sont exclus 3,022 examens de cas connus à Terre-Neuve et 520,929 examens non classés dans le Québec.

TABLE 66. Reported findings of mass X-ray surveys<sup>1</sup>, per 10,000 examinations  
TABLEAU 66. Résultats des examens radiographiques collectifs<sup>1</sup>, par 10,000 examens

|                                   |  |   |  |
|-----------------------------------|--|---|--|
| Primary tuberculosis.....         | 2 (active)   | Tuberculose primaire.....                     | 2 (active)   |
| Minimal pulmonary.....            | 61 (4 active, 3 doubtful activity, 49 inactive, 5 unreported activity).              | Pulmonaire minime.....                        | 61 (4 active, 3 activité douteuse, 49 inactive, 5 activité non déclarée).            |
| Moderately advanced pulmonary.... | 19 (3 active, 1 doubtful activity, 10 inactive, 5 unreported activity).              | Pulmonaire modérément avancée                 | 19 (3 active, 1 activité douteuse, 10 inactive, 5 activité non déclarée).            |
| Far advanced pulmonary.....       | 5 (1 active, less than 0.5 doubtful activity, 3 inactive, 1 unreported activity).    | Pulmonaire très avancée.....                  | 5 (1 active, moins de 0.5 activité douteuse, 3 inactive, 1 activité non déclarée).   |
| Pleural tuberculosis.....         | 23 (less than 0.5 active and doubtful activity, 20 inactive, 3 unreported activity). | Tuberculose pleurale.....                     | 23 (moins de 0.5 active et activité douteuse, 20 inactive, 3 activité non déclarée). |
| Non-pulmonary tuberculosis.....   | 1 (inactive, less than 0.5 other classifications).                                   | Tuberculose non pulmonaire.....               | 1 (inactive, moins de 0.5 autres classifications).                                   |
| Total tuberculosis.....           | 112 (9 active, 5 doubtful activity, 84 inactive, 13 unreported activity).            | Total - Tuberculose.....                      | 112 (9 active, 5 activité douteuse, 84 inactive, 13 activité non déclarée).          |
| Tuberculous suspects.....         | 12   | Tuberculose - Cas suspects.....               | 12   |
| Non-tuberculous chest conditions  | 111  | Affections de poitrine non tuberculeuses..... | 111  |
| Undiagnosed.....                  | 21   | Cas non diagnostiqués.....                    | 21   |
| No significant abnormality.....   | 9,744  | Anormalité sans importance.....               | 9,744  |
| Total.....                        | 10,000   | Total.....                                    | 10,000   |

1. Totals may not cross-check because of rounding.

1. Les totaux peuvent ne pas correspondre à cause de l'arrondissement des chiffres.

TABLE 67. X-ray surveys in Canada, 1951

TABLEAU 68. Examens radiographiques au Canada, 1951

|   | Diagnostic impression - Impression de diagnostic |                          |                           |            |   |                           |       |                          |                           |  |  |
|---|--|--------------------------|---------------------------|------------|---|---------------------------|-------|--------------------------|---------------------------|--|--|
|   | Total  | Active                   |                           |            | Doubtful activity<br>-<br>Active douteuse |                           |       | Inactive                 |                           |  |  |
|   |  | Old<br>-<br>An-<br>ciens | New<br>-<br>Nou-<br>veaux | Total      | Old<br>-<br>An-<br>ciens                  | New<br>-<br>Nou-<br>veaux | Total | Old<br>-<br>An-<br>ciens | New<br>-<br>Nou-<br>veaux |  | Total                                    |
| <b>Total Reporting<sup>1</sup></b>      |  |                          |                           |            |   |                           |       |                          |                           | <b>Canada<sup>1</sup></b>                |  |
| Primary infection .....                 | 270  |                          | 270                       |            |   |                           |       |                          |                           | Infection primaire                       |  |
| Minimal .....                           | 9,295  |                          | 576                       |            |   | 518                       |       |                          | 7,487                     | Minime                                   |  |
| Moderately advanced .....               | 2,856  |                          | 428                       |            |   | 187                       |       |                          | 1,497                     | Modérément avancée                       |  |
| Far advanced .....                      | 821  |                          | 159                       |            |   | 21                        |       |                          | 445                       | Très avancée                             |  |
| Pleurisy .....                          | 3,475  |                          | 58                        |            |   | 19                        |       |                          | 3,096                     | Pleurésie                                |  |
| Non-pulmonary .....                     | 207  |                          | 17                        |            |   | 1                         |       |                          | 170                       | Non pulmonaire                           |  |
| <b>Total tuberculosis .....</b>         | <b>16,993</b>                                    |                          | <b>1,426</b>              |            |   | <b>746</b>                |       |                          | <b>12,698</b>             | <b>Total, tuberculose</b>                |  |
| Tuberculosis suspects .....             | 1,840  |                          |                           |            |   |                           |       |                          |                           | Suspects de la tuberculose               |  |
| Non-tuberculous chest conditions .....  | 16,885   |                          |                           |            |   |                           |       |                          |                           | Affections de poitrine non tuberculeuses |  |
| Undiagnosed .....                       | 3,157  |                          |                           |            |   |                           |       |                          |                           | Non diagnostiqué                         |  |
| No significant abnormality .....        | 1,476,208  |                          |                           |            |   |                           |       |                          |                           | Aucune anomalité grave                   |  |
| Unclassified .....                      | 523,981  |                          |                           |            |   |                           |       |                          |                           | Non classé                               |  |
| <b>Total .....</b>                      | <b>2,039,064</b>                                 |                          |                           |            |   |                           |       |                          |                           | <b>Total</b>                             |  |
| <b>Newfoundland<sup>2</sup></b>         |  |                          |                           |            |   |                           |       |                          |                           | <b>Terre-Neuve<sup>2</sup>:</b>          |  |
| Primary infection .....                 | 94   | ..                       | ..                        | 94         | -   | -                         | -     | ..                       | ..                        | Infection primaire                       |  |
| Minimal .....                           | 453  | ..                       | ..                        | 113        | -   | -                         | -     | ..                       | ..                        | Minime                                   |  |
| Moderately advanced .....               | 125  | ..                       | ..                        | 112        | -   | -                         | -     | ..                       | ..                        | Modérément avancée                       |  |
| Far advanced .....                      | 19   | ..                       | ..                        | 19         | -   | -                         | -     | ..                       | ..                        | Très avancée                             |  |
| Pleurisy .....                          | 89   | ..                       | ..                        | 19         | -   | -                         | -     | ..                       | ..                        | Pleurésie                                |  |
| <b>Total tuberculosis .....</b>         | <b>780</b>                                       |                          |                           | <b>357</b> |   |                           |       | <b>..</b>                | <b>..</b>                 | <b>Total, tuberculose</b>                |  |
| Non-tuberculous chest conditions .....  | 18   |                          |                           |            |   |                           |       |                          |                           | Affections de poitrine non tuberculeuses |  |
| Undiagnosed .....                       | 338  |                          |                           |            |   |                           |       |                          |                           | Non diagnostiqué                         |  |
| No significant abnormality .....        | 32,835   |                          |                           |            |   |                           |       |                          |                           | Aucune anomalité grave                   |  |
| Unclassified (already on case register) | 3,022  |                          |                           |            |   |                           |       |                          |                           | Non classé (déjà au fichier)             |  |
| <b>Total .....</b>                      | <b>36,993</b>                                    |                          |                           |            |   |                           |       |                          |                           | <b>Total</b>                             |  |
| <b>Prince Edward Island:</b>            |  |                          |                           |            |   |                           |       |                          |                           | <b>Île-du-Prince-Édouard:</b>            |  |
| Primary infection .....                 | 1  | -                        | 1                         | 1          | -   | -                         | -     | 36                       | 26                        | 62                                       | Infection primaire                       |
| Minimal .....                           | 65   | -                        | 3                         | 3          | -   | -                         | -     | 20                       | 6                         | 26                                       | Minime                                   |
| Moderately advanced .....               | 32   | 4                        | 2                         | 6          | -   | -                         | -     | 2                        | -                         | 2  | Modérément avancée                       |
| Far advanced .....                      | 4  | 1                        | 1                         | 2          | -   | -                         | -     | 25                       | 37                        | 62                                       | Très avancée                             |
| Pleurisy .....                          | 66   | -                        | 4                         | 4          | -   | -                         | -     | -                        | -                         | -  | Pleurésie                                |
| Non-pulmonary .....                     | 1  | -                        | 1                         | 1          | -   | -                         | -     | -                        | -                         | -  | Non pulmonaire                           |
| <b>Total tuberculosis .....</b>         | <b>169</b>                                       | <b>5</b>                 | <b>12</b>                 | <b>17</b>  |   |                           |       | <b>83</b>                | <b>69</b>                 | <b>152</b>                               | <b>Total, tuberculose</b>                |
| Tuberculosis suspects .....             | 6  |                          |                           |            |   |                           |       |                          |                           |  | Suspects de la tuberculose               |
| Non-tuberculous chest conditions .....  | 214  |                          |                           |            |   |                           |       |                          |                           |  | Affections de poitrine non tuberculeuses |
| No significant abnormality .....        | 15,059   |                          |                           |            |   |                           |       |                          |                           |  | Aucune anomalité grave                   |
| <b>Total .....</b>                      | <b>15,448</b>                                    |                          |                           |            |   |                           |       |                          |                           |  | <b>Total</b>                             |
| <b>Nova Scotia<sup>3</sup>:</b>         |  |                          |                           |            |   |                           |       |                          |                           | <b>Nouvelle-Écosse<sup>3</sup>:</b>      |  |
| Primary infection .....                 | 80   |                          |                           |            |   |                           |       |                          |                           |  | Infection primaire                       |
| Minimal .....                           | 714  |                          |                           |            |   |                           |       |                          |                           |  | Minime                                   |
| Moderately advanced .....               | 744  |                          |                           |            |   |                           |       |                          |                           |  | Modérément avancée                       |
| Far advanced .....                      | 196  |                          |                           |            |   |                           |       |                          |                           |  | Très avancée                             |
| Pleurisy .....                          | 79   |                          |                           |            |   |                           |       |                          |                           |  | Pleurésie                                |
| Non-pulmonary .....                     | 13   |                          |                           |            |   |                           |       |                          |                           |  | Non pulmonaire                           |
| <b>Total tuberculosis .....</b>         | <b>1,826</b>                                     |                          |                           |            |   |                           |       |                          |                           |  | <b>Total, tuberculose</b>                |
| Tuberculosis suspects .....             | 202  |                          |                           |            |   |                           |       |                          |                           |  | Suspects de la tuberculose               |
| Non-tuberculous chest conditions .....  | 933  |                          |                           |            |   |                           |       |                          |                           |  | Affections de poitrine non tuberculeuses |
| Undiagnosed .....                       | 502  |                          |                           |            |   |                           |       |                          |                           |  | Non diagnostiqué                         |
| No significant abnormality .....        | 64,894   |                          |                           |            |   |                           |       |                          |                           |  | Aucune anomalité grave                   |
| <b>Total .....</b>                      | <b>68,357</b>                                    |                          |                           |            |   |                           |       |                          |                           |  | <b>Total</b>                             |





TABLE 67. X-ray surveys in Canada, 1951 - Concluded  
 TABLEAU 67. Examens radiographiques au Canada, 1951 - fin

|  | Diagnostic impression - Impression de diagnostic |                          |                           |       |   |                           |       |                          |                           |       |  |
|--|--|--------------------------|---------------------------|-------|---|---------------------------|-------|--------------------------|---------------------------|-------|--|
|  | Total  | Active                   |                           |       | Doubtful activity<br>-<br>Activé douteuse |                           |       | Inactive                 |                           |       |  |
|  |  | Old<br>-<br>An-<br>ciens | New<br>-<br>Nou-<br>veaux | Total | Old<br>-<br>An-<br>ciens                  | New<br>-<br>Nou-<br>veaux | Total | Old<br>-<br>An-<br>ciens | New<br>-<br>Nou-<br>veaux |       | Total                                    |
| <b>Saskatchewan:</b>                   |  |                          |                           |       |   |                           |       |                          |                           |       |  |
| Primary infection .....                | 4  | 1                        | 3                         | 4     |   |                           |       |                          |                           |       | Infection primaire                       |
| Minimal .....                          | 2,872  | 18                       | 29                        | 47    | 60  | 151                       | 211   | 454                      | 2,160                     | 2,614 | Minime                                   |
| Moderately advanced .....              | 623  | 18                       | 24                        | 42    | 17  | 17                        | 34    | 223                      | 324                       | 547   | Modérément avancée                       |
| Far advanced .....                     | 255  | 33                       | 6                         | 39    | 4   | 2                         | 6     | 174                      | 36                        | 210   | Très avancée                             |
| Pleurisy .....                         | 388  | 7                        | 2                         | 9     | 2   | 5                         | 7     | 79                       | 293                       | 372   | Pleurésie                                |
| Non-pulmonary .....                    | 139  | 11                       | 3                         | 14    | 1   | -                         | 1     | 113                      | 11                        | 124   | Non pulmonaire                           |
| Total tuberculosis .....               | 4,281  | 88                       | 67                        | 155   | 84  | 175                       | 259   | 1,043                    | 2,824                     | 3,867 | Total, tuberculose                       |
| Tuberculosis suspects .....            | 27   |                          |                           |       |   |                           |       |                          |                           |       | Suspects de la tuberculose               |
| Non-tuberculous chest conditions ..... | 4,725  |                          |                           |       |   |                           |       |                          |                           |       | Affections de poitrine non tuberculeuses |
| Undiagnosed .....                      | 53   |                          |                           |       |   |                           |       |                          |                           |       | Non diagnostiqué                         |
| No significant abnormality .....       | 228,931  |                          |                           |       |   |                           |       |                          |                           |       | Aucune anomalité grave                   |
| Total .....                            | 238,017  |                          |                           |       |   |                           |       |                          |                           |       | Total                                    |
| <b>Alberta:</b>                        |  |                          |                           |       |   |                           |       |                          |                           |       |  |
| Primary infection .....                | 8  | 1                        | 7                         | 8     |   |                           |       |                          |                           |       | Infection primaire                       |
| Minimal .....                          | 666  | 3                        | 11                        | 14    | 1   | 12                        | 13    | 222                      | 417                       | 639   | Minime                                   |
| Moderately advanced .....              | 149  | 6                        | 8                         | 14    | -   | 6                         | 6     | 91                       | 38                        | 129   | Modérément avancée                       |
| Far advanced .....                     | 11   | -                        | 5                         | 5     | -   | -                         | -     | 4                        | 2                         | 6     | Très avancée                             |
| Pleurisy .....                         | 381  | 1                        | 6                         | 7     | -   | -                         | -     | 64                       | 310                       | 374   | Pleurésie                                |
| Non-pulmonary .....                    | 1  | -                        | -                         | -     | -   | -                         | -     | -                        | 1                         | 1     | Non pulmonaire                           |
| Total tuberculosis .....               | 1,216  | 11                       | 37                        | 48    | 1   | 18                        | 19    | 381                      | 768                       | 1,149 | Total, tuberculose                       |
| Tuberculosis suspects .....            | 908  |                          |                           |       |   |                           |       |                          |                           |       | Suspects de la tuberculose               |
| Non-tuberculous chest conditions ..... | 827  |                          |                           |       |   |                           |       |                          |                           |       | Affections de poitrine non tuberculeuses |
| No significant abnormality .....       | 141,465  |                          |                           |       |   |                           |       |                          |                           |       | Aucune anomalité grave                   |
| Total .....                            | 144,416  |                          |                           |       |   |                           |       |                          |                           |       | Total                                    |
| <b>British Columbia:</b>               |  |                          |                           |       |   |                           |       |                          |                           |       |  |
| Primary infection .....                | 5  | 4                        | 1                         | 5     |   |                           |       |                          |                           |       | Infection primaire                       |
| Minimal .....                          | 362  | 9                        | 57                        | 66    | 7   | 25                        | 32    | 132                      | 132                       | 264   | Minime                                   |
| Moderately advanced .....              | 125  | 12                       | 46                        | 58    | 7   | 13                        | 20    | 39                       | 8                         | 47    | Modérément avancée                       |
| Far advanced .....                     | 44   | 2                        | 25                        | 27    | 2   | -                         | 2     | 10                       | 5                         | 15    | Très avancée                             |
| Pleurisy .....                         | 223  | ..                       | ..                        | ..    | ..  | ..                        | ..    | ..                       | ..                        | ..    | Pleurésie                                |
| Non-pulmonary .....                    | 3  | ..                       | ..                        | ..    | ..  | ..                        | ..    | ..                       | ..                        | ..    | Non pulmonaire                           |
| Total tuberculosis .....               | 762  | 27                       | 129                       | 156   | 16  | 38                        | 54    | 181                      | 145                       | 326   | Total, tuberculose                       |
| Tuberculosis suspects .....            | 205  |                          |                           |       |   |                           |       |                          |                           |       | Suspects de la tuberculose               |
| Non-tuberculous chest conditions ..... | 628  |                          |                           |       |   |                           |       |                          |                           |       | Affections de poitrine non tuberculeuses |
| Undiagnosed .....                      | 217  |                          |                           |       |   |                           |       |                          |                           |       | Non diagnostiqué                         |
| No significant abnormality .....       | 158,884  |                          |                           |       |   |                           |       |                          |                           |       | Aucune anomalité grave                   |
| Total .....                            | 160,696  |                          |                           |       |   |                           |       |                          |                           |       | Total                                    |

1. Totals do not cross-check as complete breakdown of information was not available in all cases. - Le recouplement des totaux n'est pas possible parce que la décomposition complète des données n'est pas disponible dans tous les cas.  
 2. East Coast only. - Littoral de l'Est seulement.  
 3. Distribution according to activity not available. - Répartition selon l'activité non disponible.  
 4. Includes 69 cases of tuberculosis with occupational disease. - Comprend 69 cas de tuberculose avec maladie professionnelle.



**APPENDICES**



## Appendix I—Tuberculosis in Mental Institutions

The information in these appendices, relating to tuberculosis facilities and mortality in mental institutions, is not included in the body of the present report.

Of the 69 mental institutions which reported to the Bureau in 1951, there were 27 which had specially segregated and designated beds for the care of tuberculous patients, an increase from the 24 which reported such facilities in 1950. Table 68 shows the total beds so reported and the percentage which they represented of all beds in mental institutions. The 1951 total of tuberculosis beds shows an increase of 3.1 per cent over the 1950 figure of 1,964, while the percentage declined slightly from the 3.6 per cent reported in the earlier year.

## Appendice I—Tuberculose dans les institutions pour maladies mentales

Les données contenues dans les appendices relativement aux aménagements pour tuberculeux et à leur mortalité dans les institutions pour maladies mentales, ne font pas partie du rapport proprement dit.

Sur 69 institutions pour maladies mentales qui ont fait rapport au Bureau en 1951, 27 possèdent des lits spécialement affectés aux tuberculeux, soit une augmentation sur les 24 déclarés en 1950. Le tableau 68 donne le total des lits déclarés et le pourcentage qu'ils représentent par rapport au nombre total de lits dans les institutions pour maladies mentales. Le nombre total de lits pour tuberculeux en 1951 indique une augmentation de 3.1 p. 100 sur le chiffre de 1,964 en 1950, alors que le pourcentage diminue légèrement au regard de 3.6 p. 100 déclaré pour l'année antérieure.

TABLE 68. Tuberculosis beds in mental institutions, 1951  
TABLEAU 68. Lits pour tuberculeux dans les institutions pour maladies mentales, 1951

| Province                   | Total mental institutions reporting<br>—<br>Total, institutions pour maladies mentales faisant rapport | Total bed complement<br>—<br>Total, nombre de lits | Total bed complement for tuberculosis<br>—<br>Total, nombre de lits pour tuberculeux | Percentage tuberculosis complement of total complement<br>—<br>Pourcentage, lits de tuberculeux par rapport au nombre total de lits | Province              |
|----------------------------|--|--|--|---|-----------------------|
| <b>Canada</b> .....        | <b>69</b>  | <b>56,791</b>                                      | <b>2,024</b>   | <b>3.6</b>  | <b>Canada</b>         |
| Newfoundland .....         | 1  | 695  | 12   | 1.7   | Terre-Neuve           |
| Prince Edward Island ..... | 1  | 325  | 10   | 3.1   | Ile-du-Prince-Édouard |
| Nova Scotia .....          | 18   | 2,479  | 50   | 2.0   | Nouvelle-Écosse       |
| New Brunswick .....        | 1  | 1,553  | 69   | 4.4   | Nouveau-Brunswick     |
| Quebec .....               | 11   | 16,049   | 519  | 3.2   | Québec                |
| Ontario .....              | 19   | 19,178   | 632  | 3.3   | Ontario               |
| Manitoba .....             | 4  | 3,312  | 121  | 3.7   | Manitoba              |
| Saskatchewan .....         | 4  | 4,853  | 137  | 2.8   | Saskatchewan          |
| Alberta .....              | 5  | 3,495  | 135  | 3.9   | Alberta               |
| British Columbia .....     | 5  | 4,852  | 339  | 7.0   | Colombie-Britannique  |

Tuberculosis of the respiratory system was a major primary cause of death in mental institutions in 1951, accounting for 243 of the 2,980 institutional deaths reported, being exceeded only by arteriosclerotic and degenerative heart disease (661 deaths) and bronchopneumonia (615 deaths). An additional 30 deaths were due to tuberculosis, other forms. The total of 273 deaths, which represented a 3.2 per cent decline from the 282 reported in 1950, is shown in Table 69 by admission diagnosis and sex. For further details on this subject the reader is referred to Tables 73 and 74 of "Mental Institutions, 1950", published by the Bureau.

La tuberculose du système respiratoire est une des causes principales de décès dans les institutions pour maladies mentales en 1951 et répond de 243 des 2,980 décès: elle est dépassée par l'artériosclérose et myocardite dégénérative (661 décès) et la broncho-pneumonie (615 décès). Trente autres décès sont attribués à d'autres formes de tuberculose. Le total de 273 décès, diminution de 3.2 p. 100 sur les 282 déclarés en 1950, est donné au tableau 69 par diagnostic d'admission et par sexe. Le lecteur trouvera de plus amples détails à ce sujet dans les tableaux 73 et 74 des *Institutions pour maladies mentales, 1950*, publié par le Bureau.

TABLE 69. Tuberculosis as a primary cause of death in mental institutions, 1951  
TABLEAU 69. Tuberculose, cause principale de décès dans les institutions pour maladies mentales, 1951

| Diagnosis  | Number of deaths<br>—<br>Nombre de décès |            |            |                                  |              |              | Per cent of deaths due to tuberculosis<br>—<br>Pour cent de décès par la tuberculose |            |            | Diagnostic   |
|--|--|------------|------------|----------------------------------|--------------|--------------|--|------------|------------|--|
|  | Due to Tuberculosis<br>—<br>Tuberculose  |            |            | All causes<br>—<br>Toutes causes |              |              | T  | M.         | F.         |  |
|  | T.                                       | M.         | F.         | T.                               | M.           | F.           |  |            |            |  |
| <b>All diagnoses</b> .....                               | <b>273</b>                               | <b>169</b> | <b>104</b> | <b>2,980</b>                     | <b>1,746</b> | <b>1,234</b> | <b>9.2</b>   | <b>9.7</b> | <b>8.4</b> | <b>Tous diagnostics</b>                                      |
| Syphilis of central nervous system .....                 | 9  | 8          | 1          | 138                              | 118          | 20           | 6.5  | 6.8        | 5.0        | Syphilis du système nerveux central                          |
| Schizophrenia .....                                      | 80                                       | 48         | 32         | 470                              | 273          | 197          | 17.0   | 17.6       | 16.2       | Schizophrénie  |
| Manic depressive .....                                   | 22                                       | 9          | 13         | 171                              | 86           | 85           | 12.9   | 10.5       | 15.3       | Manie dépressive   |
| Involuntary psychosis .....                              | 7  | 4          | 3          | 59                               | 31           | 28           | 11.9   | 12.9       | 10.7       | Psychose involutive  |
| Paranoia and paranoid conditions .....                   | 12                                       | 8          | 4          | 68                               | 33           | 35           | 17.6   | 24.2       | 11.4       | Paranoïa et états paranoïaques                               |
| Senile and cerebral arteriosclerosis .....               | 23                                       | 13         | 10         | 1,241                            | 721          | 520          | 1.9  | 1.8        | 1.9        | Sénilité et artériosclérose cérébrale                        |
| All other psychoses .....                                | 39                                       | 26         | 13         | 374                              | 220          | 154          | 10.4   | 11.8       | 8.4        | Toutes autres psychoses                                      |
| Psychoneuroses .....                                     | 4  | 2          | 2          | 34                               | 17           | 17           | 11.8   | 11.8       | 11.8       | Psychonévroses   |
| Disorders of character, behaviour and intelligence ..... | 77                                       | 51         | 26         | 397                              | 230          | 167          | 19.4   | 22.2       | 15.6       | Troubles du caractère, du comportement et de l'intelligence. |
| Non-psychiatric conditions .....                         | —  | —          | —          | 28                               | 17           | 11           | —  | —          | —          | États non psychiatriques                                     |

Appendix 2—Tuberculosis deaths and death rates

Annex 2—Décès et mortalité par la tuberculose

Every death which occurs in Canada is tabulated by the Bureau according to its principal underlying cause. This policy differs from that followed in mortality of patients in tuberculosis institutions, which is coded according to primary, rather than underlying, cause. Consequently, figures for total deaths in Canada of which the underlying cause was tuberculosis cannot be exactly compared with death rate figures published in the body of this report. Nevertheless total mortality statistics of tuberculosis are of value in antituberculosis research and are therefore presented here. Furthermore, there are very few cases in which the underlying cause of death in tuberculosis institutions was other than tuberculosis, and therefore very close approximate comparison is possible. The data in this appendix were prepared in the Vital Statistics Section of the Health and Welfare Division of the Bureau.

Chaque décès survenu au Canada est classé par le Bureau suivant sa cause initiale. Cette pratique diffère de celle qui est employée pour les malades des institutions pour tuberculeux, qui sont classés d'après la cause principale plutôt que la cause initiale. Par conséquent, les chiffres relatifs à tous les décès survenus au Canada dont la cause initiale était la tuberculose ne peuvent correspondre exactement à ceux de la mortalité publiés dans le rapport proprement dit. Cependant, les statistiques de la mortalité totale due à la tuberculose sont précieuses pour les recherches antituberculeuses et elles sont donc données ici. De plus, il y a bien peu de cas dans les institutions pour tuberculeux où la cause initiale de décès n'est pas la tuberculose et il est par conséquent possible d'établir une comparaison précise. Les données du présent annexe ont été réunies par la Section de l'état civil de la Division de la santé et du bien-être du Bureau.

Table 70 shows actual frequencies of deaths due to tuberculosis, and Table 71 shows the death rates per 100,000 estimated general population. The general pattern is a decline over the period covered, this being particularly apparent in the Canada total frequencies and in all of Table 70. The highest provincial death rate from respiratory tuberculosis over the period covered has been as follows: 1926, Quebec; 1927, Nova Scotia; 1928, and 1929, Quebec; 1930, Prince Edward Island; 1931, Quebec; 1932, Nova Scotia; 1933, Quebec; 1934, Prince Edward Island; 1935, Nova Scotia; 1936 to 1939, Quebec; 1940, British Columbia; 1941 to 1946, Quebec; 1947, Prince Edward Island; 1948, Quebec; and 1949 to 1951, Newfoundland (Quebec being second). Thus British Columbia has been highest once, Newfoundland, Prince Edward Island and Nova Scotia thrice each, and Quebec has had the highest rate in 16 different years. The lowest death rates over the same period were as follows: 1926 to 1940, Saskatchewan; 1941, Ontario; 1942 to 1947, Saskatchewan; and 1948 to 1951, Ontario. The Ontario death rate in 1951 was the lowest recorded in any year for any province. All provinces have shown general declines over the period covered. Newfoundland's slight increase in 1951 followed a sharp decline in 1950, and Saskatchewan's followed drops in 1949 and 1950. Prince Edward Island's rate increased in 1949 and decreased after that date. Nova Scotia's rate declined continuously from 1946; New Brunswick's from 1945; Quebec's from 1943; Ontario's, from 1947; Manitoba's from 1946; Saskatchewan's, from 1948; and Alberta's and British Columbia's, from 1946.

Le tableau 70 donne les fréquences réelles de décès dus à la tuberculose et, le tableau 71, la mortalité par 100,000 personnes de la population estimative en général. La courbe générale révèle une diminution au cours de la période observée; ceci est particulièrement évident dans le cas des fréquences totales pour le Canada et dans tout le tableau 70. Le taux provincial de mortalité le plus élevé dû à la tuberculose respiratoire, durant la période observée, est le suivant: 1926, Québec; 1927, Nouvelle-Écosse; 1928 et 1929, Québec; 1930, Île-du-Prince-Édouard; 1931, Québec; 1932, Nouvelle-Écosse; 1933, Québec; 1934, Île-du-Prince-Édouard; 1935, Nouvelle-Écosse; 1936 à 1939, Québec; 1940, Colombie-Britannique; 1941 à 1946, Québec; 1947, Île-du-Prince-Édouard; 1948, Québec; et 1949 à 1951, Terre-Neuve (Québec venant en second). Ainsi, la Colombie-Britannique a tenu le premier rang une fois; Terre-Neuve, l'Île-du-Prince-Édouard et la Nouvelle-Écosse, trois fois chacune; et Québec a déclaré le taux le plus élevé 16 années différentes. La mortalité la plus basse de la période est: 1926 à 1940, Saskatchewan; 1941, Ontario; 1942 à 1947, Saskatchewan; et 1948 à 1951, Ontario. La mortalité en Ontario, en 1951, a été la moins élevée de toute année pour l'une ou l'autre des provinces. Toutes les provinces ont indiqué des diminutions générales au cours de la période observée. La légère augmentation de 1951 à Terre-Neuve a suivi une diminution rapide en 1950 et celle de la Saskatchewan a suivi des diminutions en 1949 et de 1950. Le taux de l'Île-du-Prince-Édouard s'élève en 1949 et s'abaisse ensuite. Celui de la Nouvelle-Écosse diminue sans cesse depuis 1946; celui du Nouveau-Brunswick, depuis 1945; du Québec, depuis 1943; de l'Ontario, depuis 1947, du Manitoba, depuis 1946; de la Saskatchewan, depuis 1948; et de l'Alberta et de la Colombie-Britannique, depuis 1946.

TABLE 70. Deaths having tuberculosis as principal underlying cause, Canada and provinces, 1926-1951<sup>1</sup>  
 TABLEAU 70. Décès ayant la tuberculose comme principale cause initiale, Canada et provinces, 1926-1951<sup>1</sup>

| Causes of death<br>—<br>Causes de décès  | Canada | New-<br>found-<br>land | Prince<br>Edward<br>Island | Nova<br>Scotia | New<br>Brun-<br>swick | Québec | Ontario | Man-<br>itoba | Saskat-<br>chewan | Alberta | British<br>Columbia |
|--|--------|------------------------|----------------------------|----------------|-----------------------|--------|---------|---------------|-------------------|---------|---------------------|
| Tuberculosis of the respiratory system — Tuberculose de l'appareil respiratoire: |        |                        |                            |                |                       |        |         |               |                   |         |                     |
| 1926.....  | 6,872  |                        | 73                         | 529            | 365                   | 2,788  | 1,550   | 313           | 313               | 295     | 446                 |
| 1927.....  | 6,578  |                        | 67                         | 569            | 344                   | 2,660  | 1,538   | 309           | 313               | 307     | 471                 |
| 1928.....  | 6,590  |                        | 82                         | 485            | 338                   | 2,731  | 1,546   | 309           | 309               | 258     | 532                 |
| 1929.....  | 6,634  |                        | 64                         | 465            | 329                   | 2,770  | 1,469   | 349           | 319               | 332     | 537                 |
| 1930.....  | 6,670  |                        | 88                         | 474            | 330                   | 2,759  | 1,490   | 374           | 334               | 324     | 497                 |
| 1931.....  | 6,204  |                        | 58                         | 425            | 290                   | 2,531  | 1,445   | 358           | 259               | 306     | 532                 |
| 1932.....  | 5,870  |                        | 74                         | 437            | 286                   | 2,407  | 1,351   | 332           | 215               | 313     | 455                 |
| 1933.....  | 5,664  |                        | 59                         | 398            | 292                   | 2,362  | 1,241   | 342           | 224               | 305     | 441                 |
| 1934.....  | 5,290  |                        | 76                         | 386            | 236                   | 2,133  | 1,144   | 319           | 247               | 282     | 487                 |
| 1935.....  | 5,466  |                        | 49                         | 416            | 282                   | 2,296  | 1,097   | 356           | 228               | 266     | 476                 |
| 1936.....  | 5,528  |                        | 50                         | 401            | 293                   | 2,339  | 1,109   | 341           | 221               | 295     | 479                 |
| 1937.....  | 5,497  |                        | 51                         | 380            | 304                   | 2,260  | 1,149   | 330           | 256               | 266     | 501                 |



TABLE 70. Deaths having tuberculosis as principal underlying cause, Canada and provinces, 1926-1951<sup>1</sup> - Concluded  
 TABLEAU 70. Décès ayant la tuberculose comme principale cause initiale, Canada et provinces, 1926-1951<sup>1</sup> - fin

| Causes of death<br>—<br>Causes de décès   | Canada | New-<br>found-<br>land | Prince<br>Edward<br>Island | Nova<br>Scotia | New<br>Brunsw-<br>wick | Québec | Ontario | Man-<br>itoba | Saskat-<br>chewan | Alberta | British<br>Columbia |
|---|--------|------------------------|----------------------------|----------------|------------------------|--------|---------|---------------|-------------------|---------|---------------------|
| Tuberculosis of the respiratory system - Tuberculose de l'appareil respiratoire - Con.-fin: |        |                        |                            |                |                        |        |         |               |                   |         |                     |
| 1938.....   | 5,057  |                        | 72                         | 348            | 271                    | 2,135  | 1,070   | 287           | 215               | 206     | 453                 |
| 1939.....   | 4,944  |                        | 52                         | 374            | 229                    | 2,183  | 936     | 292           | 191               | 217     | 470                 |
| 1940.....   | 4,643  |                        | 45                         | 338            | 249                    | 1,974  | 846     | 277           | 194               | 232     | 490                 |
| 1941.....   | 5,002  |                        | 61                         | 366            | 259                    | 2,177  | 968     | 246           | 231               | 254     | 440                 |
| 1942.....   | 4,947  |                        | 35                         | 315            | 258                    | 2,217  | 955     | 268           | 205               | 214     | 480                 |
| 1943.....   | 5,080  |                        | 35                         | 328            | 169                    | 2,318  | 966     | 301           | 202               | 224     | 537                 |
| 1944.....   | 4,705  |                        | 52                         | 305            | 196                    | 2,118  | 922     | 269           | 171               | 229     | 443                 |
| 1945.....   | 4,565  |                        | 37                         | 279            | 213                    | 2,100  | 874     | 245           | 180               | 200     | 437                 |
| 1946.....   | 4,818  |                        | 43                         | 308            | 211                    | 2,183  | 909     | 262           | 177               | 233     | 492                 |
| 1947.....   | 4,616  |                        | 56                         | 259            | 201                    | 2,052  | 933     | 264           | 179               | 215     | 457                 |
| 1948.....   | 4,016  |                        | 31                         | 209            | 187                    | 1,861  | 724     | 234           | 189               | 200     | 381                 |
| 1949.....   | 3,586  | 222                    | 20                         | 149            | 163                    | 1,564  | 615     | 181           | 154               | 156     | 362                 |
| 1950.....   | 3,001  | 189                    | 25                         | 141            | 131                    | 1,315  | 536     | 144           | 114               | 135     | 271                 |
| 1951.....   | 2,851  | 197                    | 14                         | 108            | 105                    | 1,283  | 534     | 116           | 123               | 119     | 254                 |
| Tuberculosis, other organs - Tuberculose d'autres organes:                                  |        |                        |                            |                |                        |        |         |               |                   |         |                     |
| 1926.....   | 1,444  |                        | 18                         | 136            | 68                     | 578    | 314     | 77            | 78                | 74      | 101                 |
| 1927.....   | 1,338  |                        | 8                          | 89             | 71                     | 538    | 287     | 66            | 89                | 94      | 96                  |
| 1928.....   | 1,370  |                        | 18                         | 93             | 70                     | 520    | 303     | 96            | 77                | 63      | 110                 |
| 1929.....   | 1,329  |                        | 14                         | 69             | 62                     | 598    | 277     | 81            | 69                | 70      | 89                  |
| 1930.....   | 1,494  |                        | 15                         | 78             | 63                     | 643    | 315     | 88            | 78                | 87      | 127                 |
| 1931.....   | 1,412  |                        | 10                         | 99             | 49                     | 647    | 283     | 71            | 67                | 76      | 110                 |
| 1932.....   | 1,296  |                        | 14                         | 82             | 42                     | 576    | 253     | 65            | 66                | 88      | 110                 |
| 1933.....   | 1,275  |                        | 13                         | 80             | 60                     | 565    | 224     | 72            | 73                | 85      | 103                 |
| 1934.....   | 1,141  |                        | 17                         | 81             | 49                     | 547    | 193     | 70            | 46                | 56      | 82                  |
| 1935.....   | 1,131  |                        | 11                         | 72             | 53                     | 517    | 206     | 76            | 44                | 63      | 89                  |
| 1936.....   | 1,235  |                        | 11                         | 84             | 64                     | 551    | 218     | 79            | 58                | 87      | 83                  |
| 1937.....   | 1,172  |                        | 14                         | 81             | 84                     | 509    | 166     | 96            | 47                | 74      | 101                 |
| 1938.....   | 1,069  |                        | 9                          | 87             | 71                     | 481    | 167     | 62            | 56                | 74      | 82                  |
| 1939.....   | 1,033  |                        | 11                         | 54             | 57                     | 497    | 149     | 75            | 42                | 66      | 82                  |
| 1940.....   | 1,146  |                        | 11                         | 79             | 46                     | 529    | 165     | 92            | 47                | 89      | 88                  |
| 1941.....   | 1,070  |                        | 9                          | 63             | 55                     | 508    | 132     | 82            | 53                | 75      | 93                  |
| 1942.....   | 1,033  |                        | 8                          | 64             | 72                     | 502    | 138     | 68            | 46                | 57      | 78                  |
| 1943.....   | 1,088  |                        | 7                          | 89             | 56                     | 524    | 135     | 83            | 48                | 70      | 76                  |
| 1944.....   | 1,019  |                        | 6                          | 52             | 42                     | 506    | 146     | 79            | 52                | 62      | 74                  |
| 1945.....   | 981    |                        | 5                          | 59             | 53                     | 455    | 141     | 70            | 47                | 63      | 88                  |
| 1946.....   | 1,003  |                        | 12                         | 74             | 66                     | 445    | 145     | 62            | 46                | 69      | 84                  |
| 1947.....   | 833    |                        | 7                          | 50             | 60                     | 384    | 109     | 44            | 52                | 48      | 79                  |
| 1948.....   | 757    |                        | 6                          | 38             | 43                     | 355    | 101     | 54            | 40                | 59      | 61                  |
| 1949.....   | 709    | 63                     | 2                          | 35             | 32                     | 333    | 71      | 43            | 31                | 55      | 44                  |
| 1950.....   | 582    | 58                     | 4                          | 35             | 28                     | 256    | 49      | 35            | 39                | 36      | 42                  |
| 1951.....   | 566    | 59                     | 3                          | 20             | 29                     | 270    | 45      | 42            | 33                | 27      | 38                  |

1. Supplied by Vital Statistics Section. Newfoundland excluded to 1948; Northwest Territories and Yukon excluded. - Fourni par la Section de l'état civil. Moins Terre-Neuve jusqu'en 1948; à l'exclusion des Territoires du Nord-Ouest et du Yukon.



TABLE 71. Crude death rates per 100,000 population from tuberculosis, by provinces 1926-1951<sup>1</sup>

TABLEAU 71. Taux brut des décès de tuberculeux par 100,000 âmes, par province 1926-1951<sup>1</sup>

| Causes of death<br>—<br>Causes de décès  | Canada            | New-<br>found-<br>land | Prince<br>Edward<br>Island | Nova<br>Scotia | New<br>Brun-<br>swick | Québec | Ontario | Mani-<br>toba | Saskat-<br>chewan | Alberta | British<br>Columbia |
|--|-------------------|------------------------|----------------------------|----------------|-----------------------|--------|---------|---------------|-------------------|---------|---------------------|
| Tuberculosis of the respiratory organs — Tuberculose de l'appareil respiratoire: |                   |                        |                            |                |                       |        |         |               |                   |         |                     |
| 1926.....  | 70.7              |                        | 83.9                       | 102.7          | 92.2                  | 107.1  | 49.0    | 49.0          | 38.1              | 48.5    | 73.6                |
| 1927.....  | 68.3              |                        | 77.0                       | 110.5          | 86.4                  | 100.1  | 47.8    | 47.5          | 37.2              | 48.5    | 75.6                |
| 1928.....  | 67.1              |                        | 93.2                       | 94.2           | 84.3                  | 100.6  | 47.2    | 46.5          | 35.8              | 39.2    | 83.0                |
| 1929.....  | 66.2              |                        | 72.7                       | 90.3           | 81.4                  | 99.9   | 44.1    | 51.6          | 36.1              | 48.5    | 81.5                |
| 1930.....  | 65.4              |                        | 100.0                      | 92.2           | 81.3                  | 97.7   | 44.0    | 54.3          | 37.0              | 45.8    | 73.5                |
| 1931.....  | 59.9              |                        | 65.9                       | 82.9           | 71.0                  | 88.1   | 42.1    | 51.1          | 28.1              | 41.8    | 76.6                |
| 1932.....  | 55.9              |                        | 83.1                       | 84.2           | 69.1                  | 82.3   | 38.9    | 47.1          | 23.3              | 42.3    | 64.4                |
| 1933.....  | 53.3              |                        | 65.6                       | 75.8           | 89.7                  | 79.5   | 35.3    | 48.3          | 24.2              | 40.7    | 61.5                |
| 1934.....  | 49.3              |                        | 83.5                       | 72.7           | 55.8                  | 70.7   | 32.3    | 45.0          | 26.6              | 34.6    | 67.0                |
| 1935.....  | 50.5              |                        | 53.3                       | 77.6           | 65.9                  | 75.1   | 30.7    | 50.1          | 24.5              | 34.8    | 64.7                |
| 1936.....  | 50.6              |                        | 53.8                       | 73.8           | 67.7                  | 75.5   | 30.8    | 48.0          | 23.7              | 38.2    | 64.3                |
| 1937.....  | 49.8              |                        | 54.8                       | 69.2           | 69.6                  | 72.0   | 31.6    | 46.2          | 27.8              | 34.3    | 66.0                |
| 1938.....  | 45.4              |                        | 76.6                       | 62.7           | 61.3                  | 67.1   | 29.1    | 39.9          | 23.5              | 26.4    | 58.5                |
| 1939.....  | 43.9              |                        | 55.3                       | 66.7           | 51.2                  | 67.6   | 25.2    | 40.2          | 21.1              | 27.6    | 59.3                |
| 1940.....  | 40.9              |                        | 47.4                       | 59.1           | 55.1                  | 60.2   | 22.6    | 38.0          | 21.6              | 29.4    | 60.9                |
| 1941.....  | 43.5              |                        | 64.2                       | 63.3           | 56.6                  | 65.3   | 25.6    | 33.7          | 25.8              | 31.9    | 53.8                |
| 1942.....  | 42.5              |                        | 38.9                       | 53.3           | 55.6                  | 65.4   | 24.6    | 37.0          | 24.2              | 27.6    | 55.2                |
| 1943.....  | 43.1              |                        | 38.5                       | 54.1           | 36.5                  | 67.1   | 24.7    | 41.6          | 24.1              | 28.5    | 59.7                |
| 1944.....  | 39.4              |                        | 57.1                       | 49.9           | 42.5                  | 60.5   | 23.3    | 37.0          | 20.5              | 28.3    | 47.5                |
| 1945.....  | 37.9              |                        | 40.2                       | 45.1           | 45.6                  | 59.0   | 21.9    | 33.7          | 21.6              | 24.8    | 46.0                |
| 1946.....  | 39.3              |                        | 45.7                       | 50.7           | 44.1                  | 60.2   | 22.2    | 36.0          | 21.2              | 29.0    | 49.1                |
| 1947.....  | 36.8              |                        | 59.6                       | 42.1           | 41.2                  | 55.3   | 22.3    | 35.7          | 21.4              | 26.1    | 43.8                |
| 1948.....  | 31.4              |                        | 33.3                       | 33.4           | 37.6                  | 49.1   | 16.9    | 31.4          | 22.6              | 23.4    | 35.2                |
| 1949.....  | 26.7 <sup>2</sup> | 64.3                   | 21.3                       | 23.7           | 32.1                  | 40.3   | 14.0    | 23.9          | 18.5              | 17.6    | 32.5                |
| 1950.....  | 21.9 <sup>2</sup> | 53.8                   | 26.0                       | 22.1           | 25.6                  | 33.1   | 12.0    | 18.8          | 13.7              | 14.8    | 23.8                |
| 1951.....  | 20.4              | 54.5                   | 14.2                       | 16.5           | 20.4                  | 31.6   | 11.6    | 14.9          | 14.8              | 12.7    | 21.8                |
| Tuberculosis, other organs — Tuberculose d'autres organes:                       |                   |                        |                            |                |                       |        |         |               |                   |         |                     |
| 1926.....  | 15.3              |                        | 20.7                       | 26.4           | 17.2                  | 22.2   | 9.9     | 12.1          | 9.5               | 12.2    | 16.7                |
| 1927.....  | 13.9              |                        | 9.2                        | 17.3           | 17.8                  | 20.2   | 8.9     | 10.1          | 10.6              | 14.8    | 15.4                |
| 1928.....  | 13.9              |                        | 20.5                       | 16.1           | 17.5                  | 19.2   | 9.2     | 14.5          | 8.9               | 12.6    | 17.2                |
| 1929.....  | 13.3              |                        | 15.9                       | 13.4           | 15.3                  | 21.6   | 8.3     | 12.0          | 7.8               | 10.2    | 13.5                |
| 1930.....  | 14.7              |                        | 17.0                       | 15.2           | 15.5                  | 22.8   | 9.3     | 12.8          | 8.6               | 12.3    | 18.8                |
| 1931.....  | 13.6              |                        | 11.4                       | 19.3           | 12.0                  | 22.5   | 8.2     | 10.1          | 7.3               | 10.4    | 15.8                |
| 1932.....  | 12.3              |                        | 15.7                       | 15.8           | 10.1                  | 19.7   | 7.3     | 9.2           | 7.1               | 11.9    | 15.6                |
| 1933.....  | 12.0              |                        | 14.4                       | 15.2           | 14.3                  | 19.0   | 6.4     | 10.2          | 7.9               | 11.3    | 14.4                |
| 1934.....  | 10.6              |                        | 18.7                       | 15.3           | 11.6                  | 18.1   | 5.4     | 9.9           | 5.0               | 7.4     | 11.3                |
| 1935.....  | 10.4              |                        | 12.0                       | 13.4           | 12.4                  | 16.9   | 5.8     | 10.7          | 4.7               | 8.2     | 12.1                |
| 1936.....  | 11.3              |                        | 11.8                       | 15.5           | 14.8                  | 17.8   | 6.0     | 11.1          | 6.2               | 11.3    | 11.1                |
| 1937.....  | 10.6              |                        | 15.1                       | 14.8           | 19.2                  | 16.2   | 4.6     | 13.4          | 5.1               | 9.5     | 13.3                |
| 1938.....  | 9.6               |                        | 9.6                        | 12.1           | 16.1                  | 15.1   | 4.5     | 8.6           | 6.1               | 9.5     | 10.6                |
| 1939.....  | 9.2               |                        | 11.7                       | 9.6            | 12.8                  | 15.4   | 4.0     | 10.3          | 4.6               | 8.4     | 10.4                |
| 1940.....  | 10.1              |                        | 11.6                       | 13.9           | 10.2                  | 16.1   | 4.4     | 12.6          | 5.2               | 11.3    | 10.9                |
| 1941.....  | 9.3               |                        | 9.5                        | 10.9           | 12.0                  | 15.2   | 3.5     | 11.2          | 5.9               | 9.4     | 11.4                |
| 1942.....  | 8.9               |                        | 8.9                        | 10.8           | 15.5                  | 14.8   | 3.6     | 9.4           | 5.4               | 7.3     | 9.0                 |
| 1943.....  | 9.2               |                        | 7.7                        | 14.7           | 12.1                  | 15.2   | 3.4     | 11.5          | 5.7               | 8.9     | 8.4                 |
| 1944.....  | 6.5               |                        | 6.6                        | 8.5            | 9.1                   | 14.5   | 3.7     | 10.9          | 6.2               | 7.7     | 7.9                 |
| 1945.....  | 8.1               |                        | 5.4                        | 9.5            | 11.3                  | 12.8   | 3.5     | 9.6           | 5.6               | 7.6     | 9.3                 |
| 1946.....  | 8.2               |                        | 12.8                       | 12.2           | 13.8                  | 12.3   | 3.5     | 8.5           | 5.5               | 8.6     | 8.4                 |
| 1947.....  | 6.6               |                        | 7.4                        | 8.1            | 12.3                  | 10.4   | 2.6     | 6.0           | 8.2               | 5.8     | 7.6                 |
| 1948.....  | 5.9               |                        | 6.5                        | 6.1            | 8.6                   | 9.4    | 2.4     | 7.2           | 4.8               | 6.9     | 5.6                 |
| 1949.....  | 5.3 <sup>2</sup>  | 18.3                   | 2.1                        | 5.6            | 6.3                   | 8.6    | 1.6     | 5.7           | 3.7               | 6.2     | 4.0                 |
| 1950.....  | 4.3 <sup>2</sup>  | 16.5                   | 4.2                        | 5.5            | 5.5                   | 6.4    | 1.1     | 4.6           | 4.7               | 3.9     | 3.7                 |
| 1951.....  | 4.0               | 16.3                   | 3.0                        | 3.1            | 5.6                   | 6.7    | 1.0     | 5.4           | 4.0               | 2.9     | 3.3                 |

1. Supplied by Vital Statistics Section. Newfoundland excluded to 1948; North West Territories and Yukon excluded. — Fourni par la Section de l'état civil. Moins Terre-Neuve jusqu'à 1948; à l'exclusion des Territoires du Nord-Ouest et du Yukon.

2. Death rates excluding Newfoundland, tuberculosis of the respiratory system; 1949, 25.7; 1950, 21.1; 1951, 19.5; tuberculosis, other organs; 1949, 4.9; 1950, 3.9; 1951, 3.7. — Taux des décès moins Terre-Neuve, tuberculose de l'appareil respiratoire; 1949, 25.7; 1950, 21.1; 1951, 19.5; tuberculose, autres organes; 1949, 4.9; 1950, 3.9; 1951, 3.7.







STATISTICS CANADA LIBRARY  
BIBLIOTHÈQUE STATISTIQUE CANADA



1010484755